

SUBMITTAL FORM

NCTA Project No.: C202587
Design Build T.I.P Project No.: R-2559/R-3329
Monroe Connector/Bypass Project—Mecklenburg & Union Counties
From US74 near I-485 in Mecklenburg to US 74 between Wingate and Marshville in Union

Submitted by: Protronix, Inc

Description: CCTV Camera Assembly
Camera Lowering System

| Model # | Description |
|------------|----------------------------|
| S6230-EG1 | Spectra IP PTZ Dome Camera |
| CDP6-16HDx | Lowering System |
| DTK-PVPIP | Ditek Surge |

Spectra® Enhanced Series IP PTZ Domes

HIGH-SPEED PTZ, 20X & 30X MODELS, FULL HD, WDR, LOW-LIGHT PERFORMANCE

Product Features

- SureVision 3.0 Technology, including:
 - 130 dB Wide Dynamic Range
 - Advanced Low Light Down
 - Anti-Bloom Technology
 - 3D Noise Filtering
 - Enhanced Tone Mapping
- Up to Full HD 1080p and up
- Power over Ethernet (PoE) enabled
- Pelco H.264 Smart Compression
- Three Automatic Defog Options
- Electronic Image Stabilization
- Built-in Analytics Suite
- Vandal Resistant IK10 Mount
- Up to 32 GB Edge Storage available
- Compatible with Pelco and third party VMS

Top of the Line IP Performance
Pelco's Spectra® Series of IP PTZ Domes provides high image quality and performance features that enhance the video and control make the camera

Full High Definition SureVision 3.0 Cameras

Spectra Enhanced has long provided Full HD 1080p 20x and 30x optical zoom cameras that run at up to 60 frames per second and provide 130dB of True Wide Dynamic Range (WDR). With Pelco's latest product evolution a powerful new camera option is now available that features the same powerful WDR capabilities as before but now with the addition of Pelco's latest SureVision 3.0 low light performance. In addition to 130dB of True WDR SureVision 3.0 adds a new level of low light performance that is up to twenty times better than base Spectra Enhanced models. The new SureVision 3.0 camera is available in both the 20x and 30x optical zoom in select models.

Embedded Features

Included in all models are a full suite of built in video analytics including: Abandoned Object, Adaptive Motion Detection, AutoTracker, Camera Sabotage, Directional Motion, Loitering Detection, Object Counting, Object Removal, and Stopped Vehicle. Spectra Enhanced also allows for up to 32 window blanking privacy zones that are configurable with custom blurring options. Three levels of Image Defog provide options for enhancing the image on foggy or rainy days. Five White Balance modes are available for

| | |
|---|---------------------------------------|
| <input type="checkbox"/> APPROVED | <input type="checkbox"/> RESUBMIT |
| <input checked="" type="checkbox"/> APPROVED AS NOTED | <input type="checkbox"/> NOT APPROVED |

REVIEW OF THIS SHOP DRAWING IS LIMITED TO CONFORMANCE WITH THE DESIGN CONCEPT OF THE PROJECT AND FOR COMPLIANCE WITH THE INFORMATION GIVEN IN THE CONTRACT PLANS AND SPECIFICATIONS (INCLUDING SUPPLEMENTAL AND SPECIAL PROVISIONS), AND IS NOT INTENDED TO BE A VERIFICATION OF TOTAL MATERIAL REQUIRED OR THAT ALL ITEMS REQUIRED ARE SHOWN. REVIEW SHALL NOT RELIEVE THE CONTRACTOR FROM THE RESPONSIBILITY OF DETAILS OF DESIGN, DIMENSIONS, JOB CONDITIONS, CONSTRUCTION MEANS AND METHODS, COORDINATION WITH OTHER TRADES, OR ANY OTHER REQUIREMENTS OF THE PLANS, SPECIFICATIONS OR CONTRACT. ANY NOTATIONS ON THIS SHOP DRAWING MADE BY ATKINS NORTH AMERICA SHALL NOT BE CONSTRUED TO AUTHORIZE ADDITIONAL WORK OR COST.

REVIEW OF DESIGN CALCULATIONS AND DRAWINGS PREPARED BY SPECIALTY ENGINEERS IS LIMITED TO DESIGN INTENT AND DOES NOT CONSTITUTE A DETAILED CHECK OF CALCULATIONS, NOR DOES IT RELIEVE THE SPECIALTY ENGINEERS FROM THE RESPONSIBILITY OF THE DETAILING OF THE SPECIALTY COMPONENT OR SYSTEM.

BY: D.L. Jones, PE

DATE: 2/14/17

ATKINS



night. A Vivid increases color ts up to 32GB of :essible through

Intuitive Design

Spectra Enhanced features the same ease of installation and maintenance that you have come to expect from Spectra. Each dome system consists of a back-box, a dome drive, and an IK10 rated lower dome. There is a choice of five form factors: in-ceiling, environmental in-ceiling, pendant, environmental pendant, and stainless steel environmental pendant.

VMS Integration

Spectra Enhanced easily connects to Pelco IP and hybrid video systems such as VideoXpert, Endura 2.0 (or later), and Digital Sentry 7.3 (or later). The camera is also compatible with Digital Sentry NVS (DS NVS), a full-featured video management software, which is available as a free download at www.pelco.com. DS NVS includes four free Pelco IP licenses and allows for the management of video from up to 64 cameras.

Pelco endeavors to be the most open and integrated camera provider in the industry and as a part of that effort Spectra Enhanced is integrated with a long and ever-growing list of 3rd party software and Video Management Systems (VMS).



by Schneider Electric



International Standards
Organization Registered Firm;
ISO 9001 Quality System

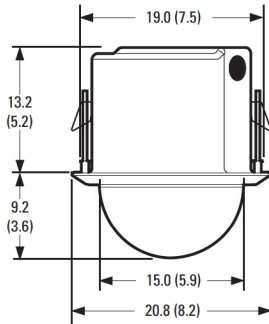


C3946 / REVISED 12-08-16

BACK BOX FEATURES

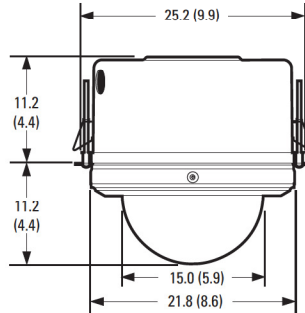


NOTE: VALUES IN PARENTHESES ARE INCHES; ALL OTHERS ARE CENTIMETERS.



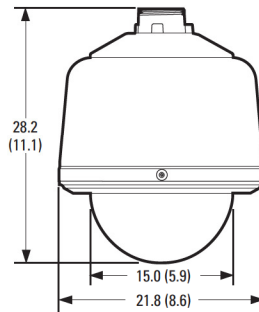
In-Ceiling (Indoor)

- Single Back Box for Suspended or Hard Ceiling Applications with Light Gray Trim Ring, RAL9002
- Requires 13.35 cm (5.25 in.) Space Above Ceiling and 8.25 cm (3.25 in.) Below
- Minimum Ceiling Thickness 1.27 cm (0.50 in.); Maximum 4.45 cm (1.75 in.)
- Aluminum Construction, IK10 Rated Nylon Bubble
- Suitable for Use in Environmental Air Handling Spaces
- 0° to 50°C (32° to 122°F) Sustained Operating Temperature



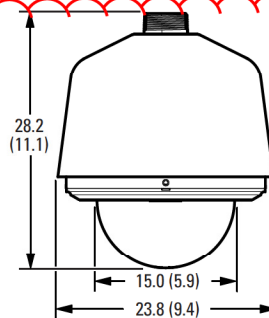
Environmental In-Ceiling

- Single Back Box, RAL9011, for Hard Ceiling Applications
- Requires 11.18 cm (4.40 in.) Space Above Ceiling; 10.92 cm (4.30 in.) Below
- Type 4X and IP66
- Includes Heater and Blower
- Minimum Ceiling Thickness 1.27 cm (0.50 in.); Maximum 4.45 cm (1.75 in.)
- Aluminum Construction, IK10 Rated Nylon Bubble
- -45° to 50°C (-50° to 122°F) Sustained Operating Temperature



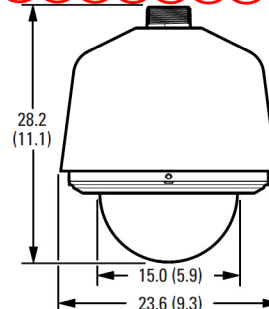
Standard Pendant

- Standard Pendant Available in Black or Light Gray Finish, RAL9002
- Aluminum Construction, IK10 Rated Nylon Bubble
- Uses 1 1/2-inch NPT Thread
- -5° to 50°C (23° to 122°F) Sustained Operating Temperature



Environmental Pendant

- Environmental Pendant Available in Light Gray Finish, RAL9002
- Aluminum Construction, IK10 Rated Nylon Bubble
- Type 4X and IP66
- Uses 1 1/2-inch NPT Thread
- Includes Sun Shield, Heater, and Blower
- -45° to 50°C (-50°F to 122°F) Sustained Operating Temperature



Stainless Steel Environmental Pendant

- Stainless Steel Environmental Pendant Available in Light Gray Finish, RAL9002
- All Stainless Steel Construction, IK10 Rated Nylon Bubble
- Type 4X and IP66
- Uses 1 1/2-inch NPT Thread
- Includes Sun Shield, Heater, and Blower
- -45° to 50°C (-50° to 122°F) Sustained Operating Temperature

TECHNICAL SPECIFICATIONS

CAMERA/OPTICS

| Specification | 20X | 20X Low Light | 30X | 30X Low Light |
|---|--|------------------------|---|------------------------|
| Sensor Type | 1/2.8-inch Type Exmor CMOS Sensor | | 1/2.8-inch Type Exmor CMOS Sensor | |
| Optical Zoom | 20X | | 30X | |
| Digital Zoom | 12X | | 12X | |
| Maximum Resolution | 1920 x 1080 | | 1920 x 1080 | |
| Lens | f/1.6 ~ f/3.5, focal length 4.7 mm (wide) ~ 94.0 mm (tele) | | f/1.6 ~ f/4.7, focal length 4.3 mm (wide) ~ 129.0 mm (tele) | |
| Horizontal Angle of View | 55.4° (wide) ~ 2.9° (tele) | 59.5° wide - 3.3° tele | 59.5° (wide) ~ 2.1° (tele) | 63.7° wide - 2.3° tele |
| Aspect Ratio | 16:9 | | 16:9 | |
| Light Sensitivity | Color (33 ms) | 0.20 lux | 0.03 lux | 0.03 lux |
| | Color (250 ms) | 0.025 lux | 0.008 lux | 0.008 lux |
| | Mono (33 ms) | 0.06 lux | 0.004 lux | 0.004 lux |
| | Mono (250 ms) | 0.008 lux | 0.001 lux | 0.001 lux |
| Note: Sensitivity in lux for 90% reflectance, f/1.6 (wide angle), 50 dB gain at 30 IRE (30% of signal level) with Sensitivity Boost OFF; 4X improvement to sensitivity with Sensitivity Boost ON | | | | |
| Day/Night Capabilities | Yes | | Yes | |
| Shutter Range | 1/1 ~ 1/10,000 sec | | 1/1 ~ 1/10,000 sec | |
| Signal-to-Noise Ratio | >50dB | | >50dB | |
| IR Cut Filter | Yes | | Yes | |
| Wide Dynamic Range | 130 dB | | 130 dB | |
| Iris Control | Auto iris with manual override | | Auto iris with manual override | |
| Backlight Compensation | Yes | | Yes | |
| Automatic Gain Control | Yes | | Yes | |
| Active Noise Filtering | Yes | 3D Noise Filtering | Yes | 3D Noise Filtering |
| Electronic Image Stabilization (EIS) | Yes | No | Yes | Yes |

SOFTWARE FEATURES

- 256 presets
- 16 tours
- $\pm 0.1^\circ$ preset accuracy
- Multilingual menus (English, Spanish, Portuguese, Italian, German, French, Russian, Turkish, Arabic, Simplified Chinese, and Korean)
- Password protection
- 32 window blanks, configurable in size, with 5 window blur options
- "Auto Flip" feature rotates dome 180° at bottom of tilt travel
- Configurable park with actions
- Proportional pan/tilt continually decreases pan/tilt speeds in proportion to depth of zoom
- Pelco analytics including nine user-configurable behaviors
- Image Defog modes

PELCO ANALYTICS BEHAVIORS

Spectra Enhanced includes nine user-configurable behaviors. The camera is capable of running up to three behaviors simultaneously; although, the number of behaviors is limited to the available processing power of the camera and the type of analytic being used.

- **Abandoned Object:** Detects objects placed within a defined zone and triggers an alarm if the object remains in the zone longer than the user-defined time allows. An airport terminal is a typical installation for this behavior. This behavior can also detect objects left behind at an ATM, signaling possible card skimming.
- **Adaptive Motion Detection:** Detects and tracks objects that enter a scene and then triggers an alarm when the objects enter a user-defined zone. This behavior is primarily used in outdoor environments with light traffic to reduce the number of false alarms caused by environmental changes.

- **AutoTracker:** Detects and tracks movement in the field of view. When the AutoTracker behavior is configured, the system automatically pans and tilts to follow the moving object until the object stops or disappears from the monitored area.
- **Camera Sabotage:** Detects contrast changes in the field of view. An alarm is triggered if the lens is obstructed by spray paint, a cloth, or a lens cap. Any unauthorized repositioning of the camera also triggers an alarm.
- **Directional Motion:** Generates an alarm in a high traffic area when a person or object moves in a specified direction. Typical installations for this behavior include an airport gate or tunnel where cameras can detect objects moving in the opposite direction of the normal flow of traffic or an individual entering through an exit door.
- **Loitering Detection:** Identifies when people or vehicles remain in a defined zone longer than the user-defined time allows. This behavior is effective in real-time notification of suspicious behavior around ATMs, stairwells, and school grounds.
- **Object Counting:** Counts the number of objects that enter a defined zone. This behavior can be used to count the number of people at a store entrance/exit or inside a store where the traffic is light. This behavior is based on tracking and does not count people in a crowded setting.
- **Object Removal:** Triggers an alarm if an object is removed from a user-defined zone. This behavior is ideal for customers who want to detect the removal of high value objects, such as painting from a wall or a statue from a pedestal.
- **Stopped Vehicle:** Detects vehicles stopped near a sensitive area longer than the user-defined time allows. This behavior is ideal for airport curbside drop-offs, parking enforcement, suspicious parking, traffic lane breakdowns, and vehicles waiting at gates.

TECHNICAL SPECIFICATIONS

VIDEO

| | |
|----------------|--|
| Video Encoding | H.264 High, Main, or Base profiles and MJPEG |
| Video Streams | Up to 2 simultaneous streams; the second stream is variable based on the setup of the primary stream |
| Frame Rate | Up to 60, 50, 30, 25, 15, 12.5, 10, 8.333, 7.5, 6, 5, 3, 2.5, 2, 1 (depending on the coding, resolution, and stream configuration) |

Available Resolutions

| Resolution | | | | H.264 High Profile (IP GOP structure) | |
|------------|-------|--------|--------------|---------------------------------------|-----------------------------|
| MPx | Width | Height | Aspect Ratio | Maximum IPS | Recommended Bit Rate (Mbps) |
| 2.07 | 1920 | 1080 | 16:9 | 60 | 8.00 |
| 2.07 | 1920 | 1080 | 16:9 | 30 | 6.05 |
| 0.92 | 1280 | 720 | 16:9 | 30 | 3.00 |
| 0.36 | 800 | 448 | 16:9 | 30 | 2.00 |
| 0.23 | 640 | 352 | 16:9 | 30 | 1.80 |

NETWORK

| | |
|--------------------------|---|
| Supported Protocols | TCP/IP, UDP/IP (Unicast, Multicast IGMP), UPnP, DNS, DHCP, RTP, RTSP, NTP, IPv4, IPv6*, SNMP v2c/v3, QoS, HTTP, HTTPS, SSH, SSL, SMTP, FTP, and 802.1x (EAP) |
| Users | |
| Unicast | Up to 20 simultaneous users depending on resolution settings (2 guaranteed streams) |
| Multicast | Unlimited users H.264 |
| Security Access | Password protected |
| Software Interface | Web browser view and setup |
| Pelco System Integration | Endura 2.0 (or later) Digital Sentry 7.3 (or later) |
| Open API | Pelco API or ONVIF Profile G and Profile S |
| Mobile Application | Integrated to Pelco Mobile App |
| Video Motion Detection | Simple motion detection and camera sabotage |
| Local Storage | 32 GB SD Card; Capture 1–5–10 second video clips on camera sabotage, motion detection, or alarm input; record video continuously in the case of network outage with option to overwrite; access video through FTP protocol and ONVIF Profile G |

MINIMUM SYSTEM REQUIREMENTS

| | |
|------------------------|---|
| Processor | Intel® Core™ i3 Processor, 2.4 GHz |
| Operating System | Windows® 7 (32-bit and 64-bit) with DirectX® 11, Windows XP Service Pack 3 with DirectX 9.0c, or Mac® OS X 10.4 (or later) |
| Memory | 4 GB RAM |
| Network Interface Card | 100 megabits (or greater) |
| Monitor | Minimum of 1024 x 768 resolution, 16- or 32-bit pixel color resolution |
| Web Browser | Internet Explorer® 8.0(or later) or Firefox 3.5 (or later); Internet Explorer 8.0 (or later) is recommended for configuring analytics |
| Media Player | Pelco Media Player† or QuickTime® 7.6.5 for Windows XP and Windows 7; or QuickTime 7.6.4 for Mac OS X 10.4 (or later) |

ANALYTICS

Required Systems for Pelco Analytics

| | |
|-----------------|---|
| Pelco Interface | WS5200 Advanced System Management Software on an Endura 2.0 (or later) system |
| Open API | The Pelco API can transmit behavior alarm data to third-party applications, available at pdn.pelco.com |

GENERAL

Construction

| | |
|------------|--------------------------|
| Back Box | Aluminum |
| Dome Drive | Aluminum, thermo plastic |
| Lower Dome | Nylon |

Stainless Steel Construction

| | |
|------------|---|
| Back Box | 316 stainless steel; gray, polyurethane powder coated finish |
| Lower Dome | 316 stainless steel; black, polyurethane powder coated finish |
| Bubble | Nylon, clear or smoked |

Light Attenuation

| | |
|--------|------------------|
| Smoked | f/0.5 light loss |
| Clear | f/0.0 light loss |

Cable Entry (back box)

| | |
|------------|------------------------------------|
| In-Ceiling | 0.75-inch conduit fitting |
| Pendant | Through 1.5-inch NPT pendant mount |

Weight (approximate)

| Unit | Shipping |
|--------------------------|----------------------------------|
| In-Ceiling | 2.6 kg (5.7 lb) 4.6 kg (10.2 lb) |
| Environmental In-Ceiling | 2.9 kg (6.5 lb) 4.9 kg (10.8 lb) |
| Standard Pendant | 3.1 kg (6.8 lb) 5.0 kg (11 lb) |
| Environmental Pendant | 3.7 kg (8.2 lb) 5.5 kg (12.2 lb) |
| Stainless Steel | 6.5 kg (14.3 lb) 8.6 kg (19 lb) |
| Environmental Pendant | |

Effective Projected Area (EPA) 20.5 square inches (without mount), 47 square inches (with IWM Series mount)

ALARM

| | |
|--------------|--|
| Unsupervised | Detects open or closed alarm state |
| Supervised | Detects open and short alarm state with external 1-kohm resistor |
| Input | 3.5 VDC maximum, 3.5 mA maximum |
| Relay Output | ±32 VDC maximum, 150 mA maximum |

AUDIO

| | |
|--------------|--|
| Input/Output | Line level/external microphone input; 600-ohm differential, 1Vp-p maximum signal level |
| Streaming | Embedded audio |

* Supports mixed IPv4 and IPv6 installations, but not IPv6-only deployments.

† Pelco Media Player is recommended for control, smoothness, and reduced latency as compared to QuickTime.

TECHNICAL SPECIFICATIONS

OPERATING TEMPERATURE*

| Temperature | | Models | | | | |
|-------------------------|---------|-------------------------------|------------------------------------|--------------------------------------|-------------------|----------------|
| | | In-Ceiling (24 VAC, PoE+) | Standard Pendant (24 VAC, PoE+) | Environmental Pendant and In-Ceiling | | |
| | | | | 24 VAC | HPoE [§] | PoE+ |
| Sustaining | Maximum | 50°C (122°F) | 50°C (122°F) | 50°C (122°F) | 50°C (122°F) | 50°C (122°F) |
| | Minimum | 0°C (32°F) | -5°C (23°F) | -45°C (-49°F) | -45°C (-49°F) | -20°C (-4°F) |
| Absolute | Maximum | N/A | N/A | 60°C (140.2°F) | 60°C (140.2°F) | 60°C (140.2°F) |
| | Minimum | N/A | N/A | -51°C (-60°F) | N/A | N/A |
| Ice Free | | N/A | N/A | -30°C (-22°F) | -30°C (-22°F) | -10°C (14°F) |
| Cold Start [†] | | 0°C (32°F) | 0°C (32°F) | -40°C (-40°F) | -35°C (-31°F) | -10°C (14°F) |
| De-Icing [†] | | N/A | N/A | -30°C (-22°F) | -30°C (-22°F) | N/A |
| Storage Temperature | | -20°C to 60°C (-5°F to 140°F) | | | | |

* Assumes no wind chill factor.

[†] Cold starts within 90 minutes at specified temperature.

[†] Removes icing of 2.5 mm (0.1 in.) within 3 hours after power-up.

[§] PEO75U HPoE injector accessory required for heater operation.

OPERATING HUMIDITY

| | |
|---|------------------------------|
| In-Ceiling (indoor), Standard Pendant | 10 to 90% RH (noncondensing) |
| Environmental In-Ceiling, Environmental Pendant, Stainless Steel Environmental Pendant | 10 to 100% RH (condensing) |

MECHANICAL

(Dome Drive Only)

| | |
|------------------------|------------------------------------|
| Variable Speed | 0.1° to 80°/sec (manual pan speed) |
| Preset Accuracy | ±0.1° |
| Pan Movement | 360° continuous pan rotation |
| Vertical Tilt | +1° to -90° |
| Maximum Pan Speed | Up to 450° per second |
| Maximum Tilt Speed | Up to 450° per second |
| Manual Pan/Tilt Speeds | |
| Pan | 0.1° to 80°/sec manual operation |
| Tilt | 0.1° to 45°/sec manual operation |
| Preset Speeds | |
| Pan | 450°/sec |
| Tilt | 450°/sec |

PELCO'S H.264 SMART COMPRESSION TECHNOLOGY

Pelco's H.264 Smart Compression Technology lowers bandwidth and storage requirements by up to 70%, while reducing storage requirements.

Pelco's Smart Compression Technology dynamically analyzes motion occurring within live video in real-time, to intelligently compress the information you don't need, while retaining details with clear quality in the areas that are important in the scene. By enabling Dynamic GOP, an added feature of Smart Compression, the number of I-frames are automatically reduced in scenes with low motion. Based on the complexity of scenes and motion occurring, such as a store room that has limited entry and exit, up to 70% bandwidth savings can be achieved.

ELECTRICAL

| | |
|---------------|--|
| Ports | RJ-45 connector for 100Base-TX Auto MDI/MDI-X Autonegotiate/manual setting |
| Cabling Type | Cat5e or better for 100Base-TX |
| Input Voltage | 18 to 32 VAC; 24 VAC nominal 22 to 27 VDC; 24 VDC nominal |
| Input Power | |
| 24 VAC | 24 VA nominal (without heater and blower); 81 VA nominal (with heater and blower) |
| 24 VDC | 1 VA nominal (without heater and blower); 3 VA nominal (with heater and blower) |
| PoE+ | 18 W, Environmental models (with heater off, blower on);* 15 W, Non-Environmental (with heater and blower off) |
| HPoE | 60 W, Environmental models (with heater and blower on); [†] 15 W, Non-environmental (with heater and blower off) |

* Heater is disabled with PoE+ power selection.

[†] Only 27 W of power is supplied to the heater.

CERTIFICATIONS/RATINGS/PATENTS

- CE, Class A
- FCC, Class A
- ICES-003, Class A
- UL/cUL Listed
- C-Tick
- NEMA TS-2 (Temp.) para 2.2.7.3 - 2.2.7.7
- KC
- ONVIF Profile S
- ONVIF Profile G
- Cisco® Medianet Media Services Proxy 2.0 compatible
- Environmental models, including stainless steel, were tested in accordance with:
 - IEC 60068-2-1, IEC 60068-2-2, IEC 60068-2-14, IEC 60068-2-30, and IEC 60068-2-78
- Environmental pendants, including stainless steel, were tested in accordance with:
 - IEC 60068-2-6 and IEC 60068-2-27
- Environmental models meet NEMA Type 4X and IP66 standards when installed properly (B6-F-E, B6-PG-E, and B6-PSG-E)
- U.S. Patents 5,931,432; 6,793,415 B2; 6,802,656 B2; 6,821,772 B2; 7,161,615 B2
- IK10 impact-resistant bubble on all models were tested in accordance with:
 - IEC 62262

TECHNICAL SPECIFICATIONS

SYSTEM MODEL NUMBERS

| Type | Back Box Color | Lower Dome | Spectra Enhanced, 2.0 MPx, 20X | Spectra Enhanced, 2.0 MPx, 30X | Spectra Enhanced Low Light, 2.0 MPx, 20X | Spectra Enhanced Low Light, 2.0 MPx, 30X |
|---|-------------------------------|------------|-----------------------------------|-----------------------------------|--|--|
| In-ceiling, indoor | White with white trim ring | Smoked | S6220-FW0 | S6230-FW0 | S6220-FWL0 | S6230-FWL0 |
| | | Clear | S6220-FW1 | S6230-FW1 | S6220-FWL1 | S6230-FWL1 |
| In-ceiling, environmental | Black with black trim ring | Smoked | S6220-YB0 | S6230-YB0 | S6220-YBL0 | S6230-YBL0 |
| | | Clear | S6220-YB1 | S6230-YB1 | S6220-YBL1 | S6230-YBL1 |
| Pendant, standard | Gray | Smoked | S6220-PG0 | S6230-PG0 | S6220-PGL0 | S6230-PGL0 |
| | | Clear | S6220-PG1 | S6230-PG1 | S6220-PGL1 | S6230-PGL1 |
| | Black | Smoked | S6220-PB0 | S6230-PB0 | S6220-PBL0 | S6230-PBL0 |
| | | Clear | S6220-PB1 | S6230-PB1 | S6220-PBL1 | S6230-PBL1 |
| Pendant, environmental | Gray | Smoked | S6220-EG0 | S6230-EG0 | S6220-EGL0 | S6230-EGL0 |
| | | Clear | S6220-EG1 | S6230-EG1 | S6220-EGL1 | S6230-EGL1 |
| Pendant, environmental, stainless steel | Gray | Smoked | S6220-ESG0 | S6230-ESG0 | S6220-ESGL0 | S6230-ESGL0 |
| | | Clear | S6220-ESG1 | S6230-ESG1 | S6220-ESGL1 | S6230-ESGL1 |

COMPONENT MODEL NUMBERS

| Back Box | |
|----------|---|
| B6-F | In-ceiling |
| B6-F-E | In-ceiling, environmental |
| B6-PG | Pendant, gray |
| B6-PB | Pendant, black |
| B6-PG-E | Pendant, gray, environmental |
| B6-PSG-E | Pendant, gray, environmental, stainless steel |

| High Definition (HD) Lower Dome* | |
|----------------------------------|--|
| LD6F-0 | IK10, In-ceiling, smoked |
| LD6F-1 | IK10, In-ceiling, clear |
| LD6PB-0 | IK10, Pendant, smoked |
| LD6PB-1 | IK10, Pendant, clear |
| LD6SS-0 | IK10, Pendant, smoked, stainless steel |
| LD6SS-1 | IK10, Pendant, clear, stainless steel |

| Dome Drive | |
|------------|-----|
| D6220 | 20X |
| D6230 | 30X |
| D6220L | 20X |
| D6230L | 30X |

*Use the pendant lower domes with the environmental in-ceiling and environmental pendant back boxes.

RECOMMENDED MOUNTS

In-Ceiling Domes

| | |
|-------|--|
| SD5-P | 2' x 2' drop ceiling panel, aluminum construction; replaces 2' x 2' ceiling tile |
| SCA1 | Support rails for B5-F; for use in ceiling tile applications |

Pendant Domes

| | |
|-------------|---|
| BB5-PCA-BK | Pendant conduit adapter, black |
| BB5-PCA-GY | Pendant conduit adapter, gray |
| IWM Series | Wall mount, with or without integral 24 VAC, 100 VA transformer; black or gray finish; can be adapted for corner, parapet or pole application |
| MRCA | Ceiling mount, black |
| PP4348 | Parapet roof mount |
| PP350/PP351 | Parapet wall/roof mount |
| SWM Series | Compact wall mount, black or gray finish; can be adapted for corner or pole applications |
| IDM4012SS | Stainless steel wall mount with feed-through capabilities |

OPTIONAL ACCESSORIES

| | |
|----------------|--|
| POE1AT-US | PoE+ Injector [†] with US power cord |
| POE1AT-EU | PoE+ Injector [†] with EU power cord |
| POE75U-1UP | HPoE Injector [†] (no power cord) |
| POE75U-1UP-US | HPoE Injector [†] with US power cord |
| POE75U-1UP-EUK | HPoE Injector [†] with EU/UK power cord |
| MCS Series | Indoor, 24 VAC power supply |
| WCS Series | Outdoor, 24 VAC power supply |

Refer to individual power supply specifications for more information.

[†]PoE+ will not provide enough power for heater operation. Use the HPoE Injector to provide sufficient heater power.

Pelco by Schneider Electric

3500 Pelco Way, Clovis, California 93612-5699 United States
USA & Canada Tel (800) 289-9100 Fax (800) 289-9150
International Tel +1 (559) 292-1981 Fax +1 (559) 348-1120
www.pelco.com www.pelco.com/community

Pelco, the Pelco logo, and other trademarks associated with Pelco products referred to in this publication are trademarks of Pelco, Inc. or its affiliates. ONVIF and the ONVIF logo are trademarks of ONVIF Inc. All other product names and services are the property of their respective companies. Product specifications and availability are subject to change without notice. ©Copyright 2016, Pelco, Inc. All rights reserved.