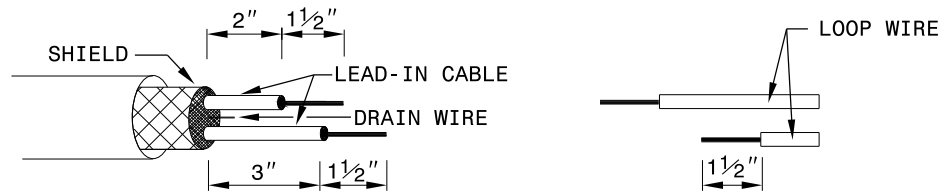


# Attachment 6

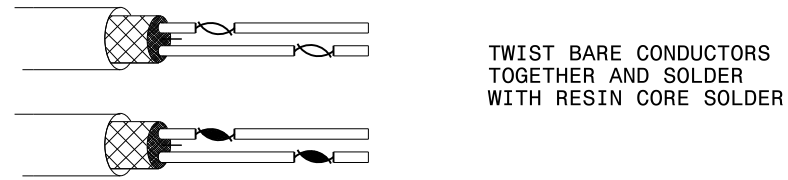
## NCDOT Roadway Standard Drawing I725.01

1-12

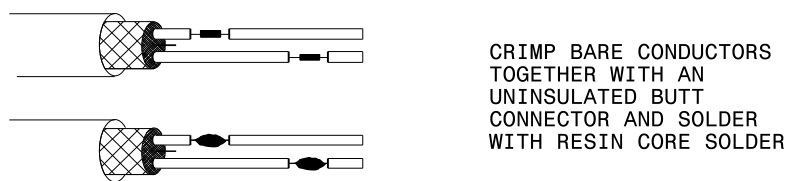
STEP 1. STRIP LOOP WIRE AND LEAD-IN CABLE



STEP 2. CONNECT AND SOLDER



OR

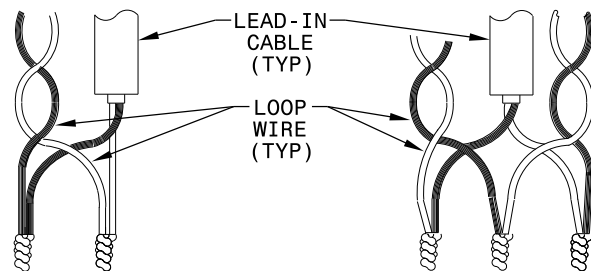


BOND SHIELD DRAIN WIRE AT SPLICE SECTIONS (DO NOT GROUND)

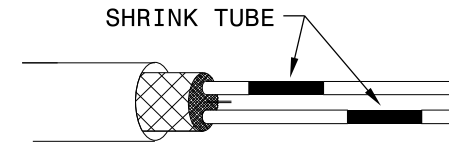
LOOP WIRE AND LEAD-IN CABLE CONNECTION DETAILS

SINGLE CONNECTION

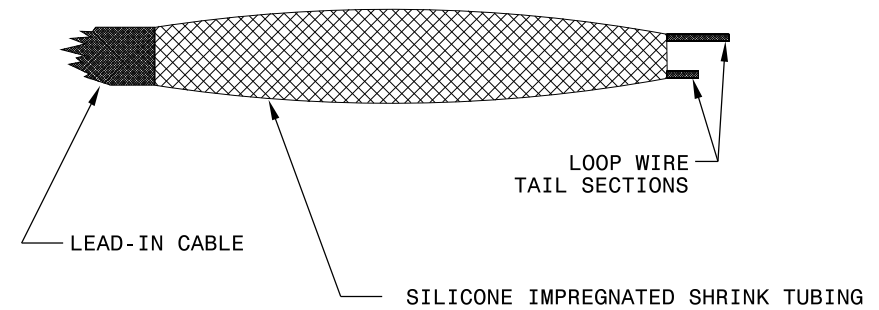
SERIES CONNECTION



STEP 3. INSULATE EACH SOLDER JOINT SEPARATELY



STEP 4. ENVIRONMENTALLY PROTECT SPLICE



1-12