




STATE OF NORTH CAROLINA  
DEPARTMENT OF TRANSPORTATION

MICHAEL F. EASLEY  
GOVERNOR

LYNDO TIPPETT  
SECRETARY

August 19, 2003

MEMORANDUM TO: Electronic Bidders  
FROM: R. A. Garris, P. E.   
Contract Officer  
SUBJECT: Upgrade to Expedite 5.2b

Please be advised that effective with the September 16th, 2003 bid letting, North Carolina Department of Transportation will be upgrading from Expedite 5.1a to Expedite 5.2b.

This new version of software is available for download from either the NC Department of Transportation or the Bid Express web site. The links are listed below. Before upgrading your software, please ensure you have backed up your Digital ID. If you have not done so, this can be accomplished through the Tools menu under Digital ID's. It is recommended that you then uninstall the Expedite 5.1a version to ensure no confusion in the future. Once you have installed Expedite 5.2b, you need to enter your Bidder Information and Agency ID. The digital ID backup file you created in the previous version will also need to be imported back in through the Tools menu under Digital ID's. If you do not feel comfortable with any part of this procedure, please do not hesitate to contact the Bid Express helpdesk at (352) 381-4888, to have them walk you through this upgrade. The staff in Design Services Contract Office is also available for any further questions you may have concerning this transition.

Bid Express  
<http://www.bidx.com>

NC Department of Transportation  
[http://www.doh.dot.state.nc.us/preconstruct/highway/dsn\\_srvc/contracts/expedi/](http://www.doh.dot.state.nc.us/preconstruct/highway/dsn_srvc/contracts/expedi/)

**MAILING ADDRESS:**  
NC DEPARTMENT OF TRANSPORTATION  
DESIGN SERVICES UNIT  
1591 MAIL SERVICE CENTER  
RALEIGH NC 27699-1591

TELEPHONE: 919-250-4124  
FAX: 919-250-4127

WEBSITE: [WWW.DOH.DOT.STATE.NC.US](http://WWW.DOH.DOT.STATE.NC.US)

**LOCATION:**  
CENTURY CENTER COMPLEX  
ENTRANCE B15  
1020 BIRCH RIDGE DRIVE  
RALEIGH NC 27610




STATE OF NORTH CAROLINA  
DEPARTMENT OF TRANSPORTATION

MICHAEL F. EASLEY  
GOVERNOR

LYNDO TIPPETT  
SECRETARY

June 24, 2003

NOTICE TO: Invitation to Bid Recipients  
FROM: R. A. Garris, P.E.   
Contract Officer  
SUBJECT: Time Change for Bid Openings

Beginning with the July 22, 2003 Special Letting, the bid opening time and deadline for submitting bids to Bid Express will change from 10:00 a.m. to **2:00 p.m.** The deadline for submitting the appropriate proposal form provided by the Department, which includes an executed non-collusion affidavit and bid bond or bid deposit, remains the same. These items shall be delivered in a sealed envelope, with the Contract Number, TIP Number, County and Contractor clearly labeled, to be received no later than 5:00 p.m., the day prior to bid opening.

If you have any questions, please contact Kim Canady at (919) 250-4124 or e-mail her at [klcanady@dot.state.nc.us](mailto:klcanady@dot.state.nc.us).

**MAILING ADDRESS:**  
NC DEPARTMENT OF TRANSPORTATION  
DESIGN SERVICES UNIT  
1591 MAIL SERVICE CENTER  
RALEIGH NC 27699-1591

TELEPHONE: 919-250-4124  
FAX: 919-250-4127

**WEBSITE:** [WWW.DOH.DOT.STATE.NC.US](http://WWW.DOH.DOT.STATE.NC.US)

**LOCATION:**  
CENTURY CENTER COMPLEX  
ENTRANCE B15  
1020 BIRCH RIDGE DRIVE  
RALEIGH NC 27610




STATE OF NORTH CAROLINA  
DEPARTMENT OF TRANSPORTATION

MICHAEL F. EASLEY  
GOVERNOR

LYNDO TIPPETT  
SECRETARY

June 17, 2003

NOTICE TO: Plan Holders  
FROM: R. A. Garris, P.E.   
Contract Officer  
SUBJECT: Delays in Billing

Please be advised that invoices for April, May and June plans and proposals have not been mailed. The Department has been transitioning to a new financial system, and as a result, are experiencing delays in billing. Once the new system becomes stable, and we are able to invoice, you will receive invoices for all orders placed since April 2003. We apologize for any inconvenience that this may cause.

If you have any questions, please contact Kim Canady at (919) 250-4124 or e-mail her at [klcanady@dot.state.nc.us](mailto:klcanady@dot.state.nc.us).

**MAILING ADDRESS:**  
NC DEPARTMENT OF TRANSPORTATION  
DESIGN SERVICES UNIT  
1591 MAIL SERVICE CENTER  
RALEIGH NC 27699-1591

TELEPHONE: 919-250-4124  
FAX: 919-250-4127

WEBSITE: [WWW.DOH.DOT.STATE.NC.US](http://WWW.DOH.DOT.STATE.NC.US)

**LOCATION:**  
CENTURY CENTER COMPLEX  
ENTRANCE B15  
1020 BIRCH RIDGE DRIVE  
RALEIGH NC 27610

**STATE OF NORTH CAROLINA**  
**DEPARTMENT OF TRANSPORTATION**  
**INVITATION TO BID**

ELECTRONIC BIDS FOR THE CONSTRUCTION OF THE FOLLOWING PROJECTS WILL BE PUBLICLY READ IN ROOM 156-A/B, THE DESIGN SERVICES LARGE CONFERENCE ROOM, LOCATED IN BUILDING B AT 1020 BIRCH RIDGE DRIVE, RALEIGH, N.C. AT 2:00PM ON **SEPTEMBER 16, 2003** NO ELECTRONIC BIDS WILL BE RECEIVED AFTER 2:00PM.

BIDS SHALL BE SUBMITTED IN ACCORDANCE WITH THE SPECIAL PROVISION TITLED "ON-LINE ELECTRONIC BIDDING" CONTAINED IN EACH PROPOSAL FORM.

THE BIDDER SHALL FURNISH A NON-COLLUSION AFFIDAVIT FOR EACH BID. AFFIDAVIT FORMS WILL BE INCLUDED IN THE PROPOSAL AS PART OF THE SIGNATURE SHEETS.

A BID BOND OR BID DEPOSIT IN THE AMOUNT OF 5% OF THE TOTAL AMOUNT BID WILL BE REQUIRED. THE BIDDER SHALL USE THE STANDARD BID BOND FORM OF THE DEPARTMENT OF TRANSPORTATION, UNLESS HE ELECTS TO FURNISH A BID DEPOSIT. COPIES OF THIS BOND FORM WILL BE ENCLOSED WITH EACH PROPOSAL FORM. ADDITIONAL BOND FORMS MAY BE OBTAINED FROM THE RALEIGH OFFICE. (PHONE - 919-250-4124).

THE MINIMUM WAGE FOR LABOR WILL BE SHOWN IN THE PROPOSAL FORM FOR FEDERAL AID PROJECTS.

**CONTRACTOR'S LICENSE:** A GENERAL CONTRACTOR'S LICENSE IS REQUIRED IN ORDER TO SUBMIT A BID ON ANY NON-FEDERAL AID PROJECT WHERE THE BID IS \$30,000.00 OR MORE, EXCEPT FOR CERTAIN SPECIALTY WORK AS DETERMINED BY THE LICENSING BOARD. FOR ADDITIONAL INFORMATION OR TO MAKE APPLICATION FOR A LICENSE, APPLY TO THE EXECUTIVE SECRETARY OF THE CONTRACTOR LICENSING BOARD, P.O. BOX 17187, RALEIGH, NC 27619, (919-571-4183).

**STATE PRIVILEGE LICENSE TAXES:** CONTRACTORS WHO BID UPON AND/OR ARE AWARDED NORTH CAROLINA HIGHWAY CONSTRUCTION PROJECTS ARE SUBJECT TO CONTRACTOR BIDDERS AND/OR CONTRACTOR PROJECT PRIVILEGE LICENSE TAXES UNDER G.S. 105-54 OF THE STATE REVENUE LAWS. FOR INFORMATION, WRITE TO THE NORTH CAROLINA DEPARTMENT OF REVENUE, LICENSE AND EXCISE TAX DIVISION, P.O. BOX 25000, RALEIGH, NC 27640, OR CALL 919-733-3673.

**PREQUALIFYING TO BID:** ALL PROSPECTIVE BIDDERS SHALL BE PREQUALIFIED WITH THE DEPARTMENT OF TRANSPORTATION PRIOR TO SUBMITTING A BID. CONTRACTORS WHO ARE NOT PREQUALIFIED MAY OBTAIN INFORMATION AND FORMS FOR PREQUALIFYING FROM THE MANAGER OF CONSTRUCTION, DIVISION OF HIGHWAYS, DEPARTMENT OF TRANSPORTATION, 1543 MAIL SERVICE CENTER, RALEIGH, N. C., 27699-1543. ALL REQUIRED PREQUALIFICATION STATEMENTS AND DOCUMENTS SHALL BE FILED WITH THE MANAGER OF CONSTRUCTION AT LEAST TWO WEEKS PRIOR TO THE DATE OF OPENING BIDS.

THE DEPARTMENT OF TRANSPORTATION HEREBY NOTIFIES ALL BIDDERS THAT IT WILL AFFIRMATIVELY INSURE THAT IN ANY CONTRACT ENTERED INTO PURSUANT TO THIS INVITATION TO BID, MINORITY BUSINESS ENTERPRISES WILL BE AFFORDED FULL OPPORTUNITY TO SUBMIT BIDS IN RESPONSE TO THIS INVITATION AND WILL NOT BE DISCRIMINATED AGAINST ON THE GROUNDS OF RACE, COLOR, SEX, OR NATIONAL ORIGIN IN COMPENSATION TO THIS AWARD.

PROPOSAL FORMS AT **\$25.00** EACH, PLANS (SMALL SIZE) AT **\$40.00** PER SET, PLANS (LARGE SIZE) AT **\$100.00** PER SET, AND CROSS-SECTIONS AT **\$40.00** PER SET, PLUS SALES TAX FOR N.C. RESIDENTS, MAY BE OBTAINED BY TELEPHONING (919-250-4124), FAXING (919-250-4127), OR WRITING TO : PLANS AND PROPOSALS, DESIGN SERVICES UNIT, DEPARTMENT OF TRANSPORTATION, 1591 MAIL SERVICE CENTER, RALEIGH, N.C., 27699-1591. THESE CHARGES ARE NOT DEPOSITS AND WILL NOT BE REFUNDED. ALL ORDERS FOR PROPOSAL FORMS, PLANS AND CROSS-SECTIONS DELIVERED IN NORTH CAROLINA ARE SUBJECT TO 7% SALES TAX. ORDERS MAILED TO OUT OF STATE CONTRACTORS ARE NOT SUBJECT TO SALES TAX. MAKE ALL CHECKS PAYABLE TO THE **"N.C. DEPARTMENT OF TRANSPORTATION"**.

THE RIGHT IS RESERVED TO REJECT ANY OR ALL BIDS.

**TODAY'S DATE IS AUGUST 19, 2003.**  
**BY ORDER OF THE DEPARTMENT OF TRANSPORTATION**  
**(THE WORK WILL CONSIST APPROXIMATELY AS SHOWN ON THE FOLLOWING SHEETS)**

### **REVIEW OF PLANS AND PROPOSALS IN DIVISION OFFICE**

IN ORDER TO FACILITATE AND ENCOURAGE THE INVOLVEMENT OF MINORITY BUSINESS ENTERPRISES IN THE HIGHWAY CONSTRUCTION PROCESS, IT IS THE POLICY OF THE DEPARTMENT OF TRANSPORTATION, DIVISION OF HIGHWAYS, THAT A SET OF PLANS AND PROPOSAL FOR EACH PROJECT TO BE LET WILL BE MAINTAINED FOR REVIEW BY ANY CONTRACTOR INTERESTED IN BIDDING UPON OR QUOTING WORK IN AN ADVERTISED PROJECT.

THE PROPOSALS AND PLANS WILL BE AVAILABLE FOR REVIEW BEGINNING TWO WEEKS PRIOR TO THE DATE OF BID OPENING IN THE DIVISION OFFICE WHICH WILL ADMINISTER THE CONTRACT. THE DEPARTMENT WILL, UPON REQUEST, MAKE AVAILABLE FROM ITS STAFF A PERSON TO EXPLAIN THE PROPOSED PROJECT AND TO ANSWER GENERAL QUESTIONS RELATING TO THE PROJECT. THE PLANS AND PROPOSALS CAN BE REVIEWED ANY TIME MONDAY THRU FRIDAY, EXCLUDING HOLIDAYS, BETWEEN THE HOURS OF 8:00 A.M. AND 4:30 P.M. IN THE DIVISION OFFICE. IN ORDER TO HAVE A MEMBER OF THE STAFF EXPLAIN THE PROJECT AND/OR ANSWER GENERAL QUESTIONS PERTAINING TO THE PROJECT, PRIOR APPOINTMENTS MUST BE MADE BY CALLING THE APPROPRIATE DIVISION OFFICE.

FOLLOWING ARE THE LOCATIONS AND TELEPHONE NUMBERS OF THE OFFICES IN WHICH THE PLANS AND PROPOSALS WILL BE MADE AVAILABLE, REFERENCE SHOULD BE MADE TO THE SHEETS CONTAINING THE INDIVIDUAL PROJECT QUANTITIES TO DETERMINE WHICH DIVISION OFFICE WILL ADMINISTER THE CONTRACT.

<b><u>DIV NO.</u></b>	<b><u>DIVISION ENGINEER</u></b>	<b><u>LOCATION</u></b>	<b><u>TOWN</u></b>	<b><u>TELEPHONE</u></b>
00001	D. R. Conner	113 AIRPORT DRIVE	EDENTON	(252) 482-7977
00002	C. E. Lassiter, Jr.	105 PACTOLUS ROAD	GREENVILLE	(252) 830-3490
00003	H. A. Pope	124 DIVISION DRIVE	WILMINGTON	(910) 251-5724
00004	Anthony W. Roper , PE	509 WARD BOULEVARD	WILSON	(252) 237-6164
00005	J. G. Nance	2612 NORTH DUKE STREET	DURHAM	(919) 560-6851
00006	T. R. Gibson	558 GILLESPIE STREET	FAYETTEVILLE	(910) 486-1493
00007	J. M. Mills	1534 YANCEYVILLE STREET	GREENSBORO	(336) 334-3192
00008	W. F. Rosser	902 N. SANDHILLS BOULEVARD	ABERDEEN	(910) 944-2344
00009	S. P. Ivey	2125 CLOVERDALE AVENUE	WINSTON-SALEM	(336) 631-1340
00010	B. G. Payne	716 WEST MAIN STREET	ABLEMARLE	(704) 982-0101
00011	R. C. McCann	NC-115 WEST	NORTH WILKESBORO	(336) 667-9111
00012	M. L. Holder	1710 EAST MARION STREET	SHELBY	(704) 480-5400
00013	J. J. Swain	55 ORANGE STREET	ASHEVILLE	(828) 251-6171
00014	R. G. Watson	253 WEBSTER ROAD	SYLVA	(828) 586-2141

**SUMMARY OF PROPOSALS**

**Bid Letting Number L030916**

RPN	Contract Id	WBS	County	Length	JobType
002	C200723	34563.3.3	PASQUOTANK	1.036 KM	INTERCHANGE CONST, GRADING, DRAINAGE, PAVING & STR.
003	C200902	34592.3.1	SAMPSON	6.800 MI	MEDIAN GUARDRAIL, GUIDERAIL & SIGNING.
004	C200688	33087.3.2	HALIFAX	0.154 MI	GRADING, DRAINAGE, PAVING & STRUCTURE.
005	C200751	32964.3.2	WAKE	0.958 KM	GRADING, DRAINAGE, PAVING & STRUCTURES.
006	C200700	33137.3.2	WAKE	0.354 MI	GRADING, DRAINAGE, PAVING & STRUCTURE.
007	C200769	33954.2.2	WAKE	2.278 MI	PEDESTRIAN BRIDGE.
008	C200706	33121.3.1	ROBESON	0.227 MI	GRADING, DRAINAGE, PAVING & STRUCTURES.
009	C200884	6R.2078	ROBESON	18.420 MI	MILLING, RESURFACING, SHOULDER RECONST & PVMT MARKINGS.
010	C200733	33033.3.2	ALAMANCE	0.340 MI	GRADING, DRAINAGE, PAVING & STRUCTURE.
011	C200765	33155.3.1	ALAMANCE	0.445 MI	GRADING, DRAINAGE, PAVING & STRUCTURE.
012	C200770	34293.3.1	ALAMANCE, GUILFORD	10.750 MI	ITS.
013	C200879	36483 ETC.	ALAMANCE, GUILFORD	2.738 MI	GRADING, MILLING, RESURFACING & GUARDRAIL.
014	C200766	33180.3.1	CHATHAM	0.179 MI	GRADING, DRAINAGE, PAVING & STRUCTURE.
015	C200492	32951.3.2	ROWAN	0.161 MI	GRADING, DRAINAGE, PAVING & STRUCTURE.
016	C200771	34931.3.2	DAVIDSON	0.582 MI	GRADING, DRAINAGE, PAVING & SIGNALS.
017	C200870	36364.2.1	RANDOLPH, DAVIDSON	16.560 MI	MILLING, RESURFACING & SHOULDER DRAINAGE.
018	C200871	36365.2.1	DAVIE, FORSYTH	2.590 MI	MILLING, RESURFACING & SLAB REPLACEMENT.
019	C200898	36677	ALLEGHANY	7.000 MI	MILLING, RESURFACING, SHLD RECONST, GDRL & PVT MARKINGS.
020	C200762	32868.3.3	ASHE	0.516 MI	GRADING, DRAINAGE, PAVING & STRUCTURE.
021	C200772	35006.3.1	BUNCOMBE, MADISON	17.199 MI	MEDIAN GUARDRAIL & GUIDERAIL.
022	C200763	33001.3.2	HAYWOOD	0.464 MI	GRADING, DRAINAGE, PAVING & STRUCTURE.

**Bid Letting Number L031021**

RPN	Contract Id	WBS	County	Length	JobType
*001	C200719	34410.3.28	MECKLENBURG	8.782 KM	GRADING, DRAINAGE, PAVING, SIGNALS, ITS & STRUCTURES.

**\* BECAUSE OF THE MAGNITUDE OF THIS PROJECT, PRICES ARE AS FOLLOWS:**

**Plans (SMALL SIZE) \$60.00 per set, (LARGE SIZE) \$200.00 per set, CROSS SECTION Plans \$60.00, Plus sale tax for N. C. residents.**







FEDERAL AID PROPOSAL, CONTRACTOR LICENSE NOT REQUIRED TO BID

L030916 002

CONTRACT ID : C200723 34563.3.3

DIV OFFICE ABLEMARLE

LENGTH = 1.036 KM

COUNTY : PASQUOTANK

INTERCHANGE CONST, GRADING, DRAINAGE, PAVING & STR.

DBE GOAL 10.0% COMPLETION DATE : DEC 31 2005

US-17 & SR-1140 (OKISKO RD).

ROADWAY ITEMS

			5	MTN	INCIDENTAL STONE BASE
			4,000	M2	MILLING ASPHALT PAVEMENT, **MM DEPTH (120MM)
			6,100	M2	MILLING ASPHALT PAVEMENT, **MM DEPTH (90MM)
			5,550	MTN	ASPHALT CONC BASE COURSE, TYPE B25.0B
			2,375	MTN	ASPHALT CONC BASE COURSE, TYPE B25.0C
			3,600	MTN	ASPHALT CONC INTERMEDIATE COURSE, TYPE I19.0B
			3,200	MTN	ASPHALT CONC INTERMEDIATE COURSE, TYPE I19.0C
			4,650	MTN	ASPHALT CONC SURFACE COURSE, TYPE S9.5B
			2,750	MTN	ASPHALT CONC SURFACE COURSE, TYPE S12.5C
			963	MTN	ASPHALT BINDER FOR PLANT MIX, GRADE PG 64-22
			152	MTN	ASPHALT BINDER FOR PLANT MIX, GRADE PG 70-22
			45	MTN	ASPHALT PLANT MIX PAVEMENT REPAIR
			166	M3	SUBDRAIN EXCAVATION
			83	M3	SUBDRAIN FINE AGGREGATE
			200	M	150MM PERFORATED SUBDRAIN PIPE
			20	EA	150MM SUBDRAIN PIPE WYES, TEES, & ELBOWS
			2	EA	CONCRETE PAD FOR SUBDRAIN PIPE OUTLET
			4	M	150MM OUTLET PIPE (SUBDRAINS)
			14	M3	ENDWALLS
			28	M3	REINFORCED ENDWALLS
			2	M3	PIPE COLLARS
			10	EA	MASONRY DRAINAGE STRUCTURES
			3	EA	FRAME WITH TWO GRATES, STD 840.16
			6	EA	FRAME WITH TWO GRATES, STD 840.29
			1	EA	FRAME WITH GRATE & HOOD, STD 840.03, TYPE ** (E)
			3	EA	CONCRETE APRON FOR DROP INLETS
			28.1	M2	GENERIC DRAINAGE ITEM SAND BAG HEADWALL
			310	M	750MM CONCRETE CURB & GUTTER
			180	M	SHOULDER BERM GUTTER
			700	M2	125MM MONOLITHIC CONCRETE ISLANDS (KEYED IN)
			34	M	PRECAST REINFORCED CONCRETE BARRIER, SINGLE FACED
			2	EA	IMPACT ATTENUATOR UNIT, TYPE 350
			1,584.96	M	STEEL BM GUARDRAIL
			76.2	M	STEEL BM GUARDRAIL, SHOP CURVED
			3	EA	STEEL BM GUARDRAIL TERMINAL SECTIONS
			10	EA	ADDITIONAL GUARDRAIL POSTS
			4	EA	GUARDRAIL ANCHOR UNITS, TYPE ***** (B-77)
			3	EA	GUARDRAIL ANCHOR UNITS, TYPE CAT-1
			10	EA	GUARDRAIL ANCHOR UNITS, TYPE III
			6	EA	GUARDRAIL ANCHOR UNITS, TYPE 350
			4	EA	GUARDRAIL ANCHOR UNITS, TYPE M-350
			247.8	M	REMOVE EXISTING GUARDRAIL
			15.24	M	TEMPORARY STEEL BM GUARDRAIL (SHOP CURVED)
			1	EA	GUARDRAIL ANCHOR UNITS, TYPE ***** TEMPORARY (CAT-1)
			1	EA	GUARDRAIL ANCHOR UNITS, TYPE 350 TEMPORARY
			545	M	CABLE GUIDERAIL
Lump Sum	LS	MOBILIZATION			
Lump Sum	LS	CLEARING & GRUBBING ... HEC-TARE(S)			
0.4	HA	SUPPLEMENTARY CLEARING & GRUB-BING			
30,000	M3	UNCLASSIFIED EXCAVATION			
Lump Sum	LS	REINFORCED BRIDGE APPROACH FILL, STATION ***** (13+96.515)			
4,000	M3	UNDERCUT EXCAVATION			
200	MTN	CLASS IV SUBGRADE STABILIZA-TION			
95,900	M	WICK DRAINS			
210,500	M3	BORROW EXCAVATION			
10	EA	EMBANKMENT SETTLEMENT GAUGES			
420	M3	DRAINAGE DITCH EXCAVATION			
8,050	M2	REMOVAL OF EXISTING ASPHALT PAVEMENT			
1,450	M2	BREAKING OF EXISTING ASPHALT PAVEMENT			
7	HR	PROOF ROLLING			
7,200	M3	SELECT GRANULAR MATERIAL			
200	M2	FABRIC FOR SOIL STABILIZATION			
52,500	MTN	GENERIC GRADING ITEM SELECT MATERIAL CLASS III			
3,350	MTN	GENERIC GRADING ITEM SELECT MATERIAL CLASS VI			
10,000	MTN	GENERIC GRADING ITEM SELECT MATERIAL CLASS VII			
7,660	MTN	SELECT MATERIAL, CLASS II			
300	MTN	FOUNDATION CONDITIONING MATE-RIAL, MINOR STRS			
28.8	M	375MM SIDE DRAIN PIPE			
7.2	M	300MM RC PIPE CULVERTS, CLASS III			
92.4	M	375MM RC PIPE CULVERTS, CLASS III			
82.8	M	450MM RC PIPE CULVERTS, CLASS III			
54	M	750MM RC PIPE CULVERTS, CLASS III			
96	M	1050MM RC PIPE CULVERTS, CLASS III			
90	M	1200MM RC PIPE CULVERTS, CLASS III			
96	M	1500MM RC PIPE CULVERTS, CLASS III			
67.2	M	1800MM RC PIPE CULVERTS, CLASS III			
79.2	M	****MM RC PIPE CULVERTS, CLASS IV (1200MM)			
82.8	M	****MM RC PIPE CULVERTS, CLASS IV (1800MM)			
21.6	M	****MM CS PIPE CULVERTS, ****MM THICK (1800MM, 2.77MM)			
10.8	M	400MM CS PIPE CULVERTS, 1.63MM THICK			
20.4	M	450MM CS PIPE CULVERTS, 1.63MM THICK			
148.8	M	****MM BIT COAT CS PIPE CUL-VERTS, TYPE C ****MM THICK (400MM, 1.63MM)			
28	M	****MM BIT COAT CS PIPE CUL-VERTS, TYPE C ****MM THICK (450MM, 1.63MM)			
8	EA	****MM BIT COAT CS PIPE ELBOWS, TYPE C ****MM THICK (400MM, 1.63MM)			
314.4	M	PIPE REMOVAL			
155	M2	150MM SLOPE PROTECTION			
Lump Sum	LS	FINE GRADING			
500	KG	SEALING EXISTING PAVEMENT CRACKS			
2,000	MTN	STABILIZER AGGREGATE			

5	EA	CABLE GUIDERAIL ANCHOR UNITS	897	M	THERMOPLASTIC PAVEMENT MARKING LINES (200MM, 2.3MM)
125	M	GENERIC GUARDRAIL ITEM	88	M	THERMOPLASTIC PAVEMENT MARKING LINES (600MM, 3.1MM)
		CABLE GUIDERAIL REMOVAL	8	EA	THERMOPLASTIC PAVEMENT MARKING CHARACTER (3.1MM)
2,250	M	WOVEN WIRE FENCE, 1200MM FABRIC	22	EA	THERMOPLASTIC PAVEMENT MARKING SYMBOL (2.3MM)
445	EA	100MM TIMBER FENCE POSTS, 2.30M LONG	231	M	COLD APPLIED PLASTIC PAVEMENT MARKING LINES (100MM)
135	EA	125MM TIMBER FENCE POSTS, 2.50M LONG	33,044	M	PAINT PAVEMENT MARKING LINES (100MM)
300	M	ADDITIONAL BARBED WIRE	2,460	M	PAINT PAVEMENT MARKING LINES (200MM)
70	MTN	PLAIN RIP RAP, CLASS B	115	M	PAINT PAVEMENT MARKING LINES (600MM)
3,512	M2	FILTER FABRIC FOR DRAINAGE	54	EA	PAINT PAVEMENT MARKING SYMBOL
6	M3	REINFORCED CONCRETE SIGN FOOTINGS	400	EA	PERMANENT RAISED PAVEMENT MARKERS
1	M3	PLAIN CONCRETE SIGN FOOTINGS	3	EA	2.1M U-CHANNEL POSTS
2,749	KG	SUPPORTS, BREAKAWAY STEEL BEAM	3	EA	OBJECT MARKERS (END OF ROAD)
631	KG	SUPPORTS, SIMPLE STEEL BEAM	261	MTN	FOUNDATION CONDITIONING MATERIAL, UTILITIES CLASS ***** (VI)
356	M	SUPPORTS, 4.5KG STEEL U-CHANNEL	261	MTN	BEDDING MATERIAL, UTILITIES CLASS ***** (IV)
2	EA	SUPPORTS, 3KG STEEL U-CHANNEL	15	MTN	PAVEMENT REPAIR FOR UTILITY WORK
2	EA	SIGN ERECTION, TYPE D	71	M	50MM PVC WATER PIPE, SDR 21, 1.38MPA WP
45	EA	SIGN ERECTION, TYPE E	53	M	100MM PVC WATER PIPE, SDR 21, 1.38MPA WP
10	EA	SIGN ERECTION, TYPE F	830	M	150MM PVC WATER PIPE, SDR 21, 1.38MPA WP
5	EA	SIGN ERECTION, TYPE *** (OVERHEAD) (A)	1,010	KG	DUCTILE IRON WATER PIPE FITTINGS, 1.72MPA MIN WP
3	EA	SIGN ERECTION, TYPE *** (OVERHEAD) (B)	2	EA	50MM CORPORATION STOP
4	EA	SIGN ERECTION, TYPE *** (GROUND MOUNTED) (A)	1	EA	***MM GATE VALVE & VALVE BOX, ****MPA WP (100MM, 1.38MPA WP)
8	EA	SIGN ERECTION, TYPE *** (GROUND MOUNTED) (B)	3	EA	***MM GATE VALVE & VALVE BOX, ****MPA WP (150MM, 1.38MPA WP)
2	EA	SIGN ERECTION, MILEMARKERS	2	EA	***MM GATE VALVE & VALVE BOX, ****MPA WP (50MM, 1.38MPA WP)
1	EA	RELOCATE SIGN, TYPE ***** (A)	2	EA	*** X ***MM TAPPING SADDLE (150MM X 50MM)
1	EA	RELOCATE SIGN, TYPE ***** (B)	162	M	GENERIC UTILITY ITEM
5	EA	RELOCATE SIGN, TYPE ***** (D)			200MM HDPE WATER PIPE, SDR 9, 1.38MPA WP BY DIRECTIONAL BORE
2	EA	DISPOSAL OF SUPPORT, STEEL BEAM	4,500	M	TEMPORARY SILT FENCE
41	EA	DISPOSAL OF SIGN SYSTEM, U-CHANNEL	460	MTN	STONE FOR EROSION CONTROL, CLASS A
7	EA	DISPOSAL OF SUPPORT, U-CHANNEL	4,275	MTN	STONE FOR EROSION CONTROL, CLASS B
1	EA	GENERIC SIGNING ITEM	1,700	MTN	SEDIMENT CONTROL STONE
		DISPOSAL OF SIGN SYSTEM ON SPAN WIRE	15.5	HA	TEMPORARY MULCHING
Lump Sum	LS	GENERIC SIGNING ITEM LIGHTING FOR OVERHEAD SIGN ASSEMBLY "A"	875	KG	SEED FOR TEMPORARY SEEDING
Lump Sum	LS	GENERIC SIGNING ITEM LIGHTING FOR OVERHEAD SIGN ASSEMBLY "B"	7	MTN	FERTILIZER FOR TEMPORARY SEEDING
Lump Sum	LS	GENERIC SIGNING ITEM OVERHEAD SIGN ASSEMBLY "A"	240	M	TEMPORARY SLOPE DRAINS
Lump Sum	LS	GENERIC SIGNING ITEM OVERHEAD SIGN ASSEMBLY "B"	12	EA	INLET PROTECTION AT TEMPORARY SLOPE DRAINS
74	M2	WORK ZONE SIGNS (STATIONARY)	13,675	M3	SILT EXCAVATION
22	M2	WORK ZONE SIGNS (PORTABLE)	1,100	M2	SYNTHETIC ROVING
18	M2	WORK ZONE SIGNS (BARRICADE MOUNTED)	4,000	M2	MATTING FOR EROSION CONTROL
2	EA	FLASHING ARROW PANELS, TYPE C	300	M	6.4MM HARDWARE CLOTH
8	EA	WARNING FLAG SETS	100	M2	FLOATING TURBIDITY CURTAIN
130	EA	DRUMS	21	HA	SEEDING & MULCHING
18	EA	CONES	8.5	HA	MOWING
89	M	BARRICADES (TYPE III)	200	KG	SEED FOR REPAIR SEEDING
2,880	HR	FLAGGER	0.75	MTN	FERTILIZER FOR REPAIR SEEDING
8	EA	WARNING LIGHTS (TYPE B)	600	KG	SEED FOR SUPPLEMENTAL SEEDING
6	EA	TEMPORARY CRASH CUSHIONS	34.75	MTN	FERTILIZER TOPDRESSING
2	EA	RESET TEMPORARY CRASH CUSHIONS	16	HR	SPECIALIZED HAND MOWING
2	EA	TRUCK MOUNTED IMPACT ATTENUATOR (60 MPH)	16	EA	RESPONSE FOR EROSION CONTROL
750	M	PORTABLE CONCRETE BARRIER	1.95	HA	STREAMBANK REFORESTATION
750	M	PORTABLE CONCRETE BARRIER (DRAINAGE)	0.3	HA	GENERIC EROSION CONTROL ITEM
180	M	RESET PORTABLE CONCRETE BARRIER			SPECIALIZED SEEDING UNDER GUIDERAIL AND GUARDRAIL (CENTIPEDE)
1,600	M	REMOVABLE TAPE PAVEMENT MARKING LINES (100MM)			
40	M	REMOVABLE TAPE PAVEMENT MARKING LINES (200MM)			
457	EA	TEMPORARY RAISED PAVEMENT MARKERS			
9,445	M	THERMOPLASTIC PAVEMENT MARKING LINES (100MM, 2.3MM)	Lump Sum	LS	REMOVAL OF EXISTING STRUCTURE AT STATION ***** (8+97.560 -Y-)
3,717	M	THERMOPLASTIC PAVEMENT MARKING LINES (100MM, 3.1MM)	Lump Sum	LS	FOUNDATION EXCAVATION FOR BENT ** AT STATION ***** (1,13+96.515 -L-)

**STRUCTURE ITEMS**

1,252.7	M2	REINFORCED CONCRETE DECK SLAB
880	M2	GROOVING BRIDGE FLOORS
9.5	M3	CLASS AA CONCRETE (BRIDGE)
135.9	M3	CLASS A CONCRETE (BRIDGE)
Lump Sum	LS	BRIDGE APPROACH SLABS, STATION ***** (13+96.515 -L-)
Lump Sum	LS	BRIDGE APPROACH SLABS, STATION ***** (8+97.560 -Y-)
13,563	KG	REINFORCING STEEL (BRIDGE)
1,251	KG	EPOXY COATED REINFORCING STEEL (BRIDGE)
703	KG	SPIRAL COLUMN REINFORCING STEEL (BRIDGE)
379.884	M	MODIFIED 1829MM PRESTRESSED CONC GIRDERS
10,400	LS	APPROX ..... KG STRUCTURAL STEEL
70	M	406MM PRESTRESSED CONC PILES
76	M	508MM PRESTRESSED CONC PILES
1,341	M	HP310X79 STEEL PILES
4	EA	STEEL PILE TIPS
164.715	M	CONCRETE BARRIER RAIL
599	M2	100MM SLOPE PROTECTION
Lump Sum	LS	ELASTOMERIC BEARINGS
Lump Sum	LS	EVAZOTE JOINT SEALS

## FEDERAL AID PROPOSAL, CONTRACTOR LICENSE NOT REQUIRED TO BID

L030916 003

CONTRACT ID : C200902 34592.3.1

DIV OFFICE WILMINGTON

LENGTH = 6.800 MI

COUNTY : SAMPSON

MEDIAN GUARDRAIL, GUIDERAIL &amp; SIGNING.

DBE GOAL 3.0% COMPLETION DATE : NOV 01 2004

US-421 &amp; US-701 FROM US-701 BUSINESS TO SR-1934.

## ROADWAY ITEMS

Lump Sum	LS	MOBILIZATION
150	LF	PRECAST REINFORCED CONCRETE BARRIER, SINGLE FACED
2	EA	IMPACT ATTENUATOR UNIT, TYPE 350
18,200	LF	STEEL BM GUARDRAIL
10	EA	ADDITIONAL GUARDRAIL POSTS
6	EA	GUARDRAIL ANCHOR UNITS, TYPE ***** (B-77)
7	EA	GUARDRAIL ANCHOR UNITS, TYPE CAT-1
10	EA	GUARDRAIL ANCHOR UNITS, TYPE 350
2	EA	GUARDRAIL ANCHOR UNITS, TYPE M-350
1,787.5	LF	REMOVE EXISTING GUARDRAIL
18,500	LF	DOUBLE FACED CABLE GUIDERAIL
22	EA	CABLE GUIDERAIL ANCHOR UNITS
40	CY	REINFORCED CONCRETE SIGN FOOTINGS
3	CY	PLAIN CONCRETE SIGN FOOTINGS
27,962	LB	SUPPORTS, BREAKAWAY STEEL BEAM
4,698	LB	SUPPORTS, SIMPLE STEEL BEAM
5,854	LF	SUPPORTS, 3-LB STEEL U-CHANNEL
43	EA	SIGN ERECTION, TYPE D
130	EA	SIGN ERECTION, TYPE E
64	EA	SIGN ERECTION, TYPE F
24	EA	SIGN ERECTION, TYPE *** (GROUND MOUNTED) (A)
14	EA	SIGN ERECTION, TYPE *** (GROUND MOUNTED) (B)
1	EA	RELOCATE SIGN, TYPE ***** (D)
1	EA	DISPOSAL OF SIGN SYSTEM, OVERHEAD
66	EA	DISPOSAL OF SIGN SYSTEM, STEEL BEAM
192	EA	DISPOSAL OF SIGN SYSTEM, U-CHANNEL
7	EA	DISPOSAL OF SIGN SYSTEM, WOOD
1	EA	DISPOSAL OF SUPPORT, U-CHANNEL
Lump Sum	LS	GENERIC SIGNING ITEM LRS LIGHTING FOR OVERHEAD SIGN ASSEMBLY "A"
Lump Sum	LS	GENERIC SIGNING ITEM LRS LIGHTING FOR OVERHEAD SIGN ASSEMBLY "B"
Lump Sum	LS	GENERIC SIGNING ITEM OVERHEAD SIGN ASSEMBLY "A"
Lump Sum	LS	GENERIC SIGNING ITEM OVERHEAD SIGN ASSEMBLY "B"
1,240	SF	WORK ZONE SIGNS (PORTABLE)
4	EA	FLASHING ARROW PANELS, TYPE C
2	EA	CHANGEABLE MESSAGE SIGNS
350	EA	DRUMS
4	EA	WARNING LIGHTS (TYPE B)
4	EA	TRUCK MOUNTED IMPACT ATTENUATOR (60 MPH)
32	ACR	MOWING
3.75	ACR	SPECIALIZED SEEDING UNDER GUIDERAIL & GUARDRAIL (CENTIPEDE)
32	HR	SPECIALIZED HAND MOWING

FEDERAL AID PROPOSAL, CONTRACTOR LICENSE NOT REQUIRED TO BID

L030916 004

CONTRACT ID : C200688 33087.3.2

DIV OFFICE WILSON

LENGTH = 0.154 MI

COUNTY : HALIFAX

GRADING, DRAINAGE, PAVING & STRUCTURE.

DBE GOAL 10.0% COMPLETION DATE : SEE SPECIAL PROVISIONS

BRIDGE OVER CHOCKOYOTTE CREEK & APPROACHES SR-1426.

ROADWAY ITEMS			STRUCTURE ITEMS		
			100	LF	*** DI SEWER PIPE, PC ***** (16", 350)
			150	LB	DUCTILE IRON SEWER PIPE FITTINGS, ***** (250# MIN WP)
Lump Sum	LS	MOBILIZATION	2	LF	PRECAST CONC MANHOLE WALL, ** DIA, OVER 6' HT (5')
Lump Sum	LS	REINFORCED BRIDGE APPROACH FILL, STATION ***** (13+00.00-L-)	628	LF	FILL OR REMOVE ABANDONED 16" PIPE, ***** (DI)
Lump Sum	LS	GRADING	1	EA	GENERIC UTILITY ITEM 5' DIA PC CONC SEWER MANHOLE WITH A FLAT TOP SLAB & VENT, 0-6' DEPTH
1	ACR	SUPPLEMENTARY CLEARING & GRUB- BING	250	LF	GENERIC UTILITY ITEM 20" HDPE WATER PIPE, SDR 9, 200# WP BY DIRECTIONAL BORE
200	CY	UNDERCUT EXCAVATION	200	LF	GENERIC UTILITY ITEM 8" HDPE FORCE MAIN SEWER PIPE, SDR 9, 200 # WP, BY DIRECTIONAL BORE
75	CY	DRAINAGE DITCH EXCAVATION	10	LF	TEMPORARY SILT FENCE
12	TON	FOUNDATION CONDITIONING MATE- RIAL, MINOR STRS	75	TON	STONE FOR EROSION CONTROL, CLASS A
44	LF	18" SIDE DRAIN PIPE	355	TON	STONE FOR EROSION CONTROL, CLASS B
60	LF	15" BIT COAT CS PIPE CULVERTS, TYPE B 0.064" THICK	285	TON	SEDIMENT CONTROL STONE
4	EA	15" BIT COAT CS PIPE ELBOWS, TYPE B 0.064" THICK	2.5	ACR	TEMPORARY MULCHING
60	LF	PIPE REMOVAL	100	LB	SEED FOR TEMPORARY SEEDING
80	TON	INCIDENTAL STONE BASE	0.5	TON	FERTILIZER FOR TEMPORARY SEED- ING
180	TON	ASPHALT CONC BASE COURSE, TYPE B25.0B	50	LF	TEMPORARY SLOPE DRAINS
200	TON	ASPHALT CONC INTERMEDIATE COURSE, TYPE I19.0B	2	EA	INLET PROTECTION AT TEMPORARY SLOPE DRAINS
410	TON	ASPHALT CONC SURFACE COURSE, TYPE S9.5B	635	CY	SILT EXCAVATION
50	TON	ASPHALT BINDER FOR PLANT MIX, GRADE PG 64-22	300	SY	SYNTHETIC ROVING
13	EA	RIGHT OF WAY MARKERS	500	SY	MATTING FOR EROSION CONTROL
2	EA	MASONRY DRAINAGE STRUCTURES	630	LF	1/4" HARDWARE CLOTH
2	EA	FRAME WITH TWO GRATES, STD 840.29	2.5	ACR	SEEDING & MULCHING
70	LF	SHOULDER BERM GUTTER	1.5	ACR	MOWING
45	SY	6" CONCRETE DRIVEWAY	50	LB	SEED FOR REPAIR SEEDING
1	EA	ADJUSTMENT OF CATCH BASINS	0.25	TON	FERTILIZER FOR REPAIR SEEDING
187.5	LF	STEEL BM GUARDRAIL	50	LB	SEED FOR SUPPLEMENTAL SEEDING
16.27	LF	STEEL BM GUARDRAIL, SHOP CURVED	1.75	TON	FERTILIZER TOPDRESSING
1	EA	GUARDRAIL ANCHOR UNITS, TYPE ***** (III MOD)	1	HR	SPECIALIZED HAND MOWING
1	EA	GUARDRAIL ANCHOR UNITS, TYPE AT-1	8	EA	RESPONSE FOR EROSION CONTROL
3	EA	GUARDRAIL ANCHOR UNITS, TYPE III			
3	EA	GUARDRAIL ANCHOR UNITS, TYPE 350			
20	TON	PLAIN RIP RAP, CLASS I			
142	TON	PLAIN RIP RAP, CLASS B			
585	SY	FILTER FABRIC FOR DRAINAGE			
319	SF	WORK ZONE SIGNS (STATIONARY)			
114	SF	WORK ZONE SIGNS (BARRICADE MOUNTED)	Lump Sum	LS	REMOVAL OF EXISTING STRUCTURE AT STATION ***** (12+96.00 -L-)
2	EA	WARNING FLAG SETS	Lump Sum	LS	UNCLASSIFIED STRUCTURE EXCAVA- TION AT STATION ***** (12+96.00 -L-)
112	LF	BARRICADES (TYPE III)	61.6	CY	CLASS A CONCRETE (BRIDGE)
1,600	LF	THERMOPLASTIC PAVEMENT MARKING LINES (4", 90 MILS)	Lump Sum	LS	BRIDGE APPROACH SLABS, STATION ***** (12+96.00 -L-)
1,600	LF	THERMOPLASTIC PAVEMENT MARKING LINES (4", 120 MILS)	9,602	LB	REINFORCING STEEL (BRIDGE)
12	EA	PERMANENT RAISED PAVEMENT MARKERS	270	LF	HP12X53 STEEL PILES
31	TON	FOUNDATION CONDITIONING MATE- RIAL, UTILITIES CLASS ***** (VI)	360	LF	HP14X73 STEEL PILES
31	TON	BEDDING MATERIAL, UTILITIES CLASS ***** (IV)	16	EA	STEEL PILE POINTS
379	LF	16" DI WATER PIPE, PC ***** (350)	Lump Sum	LS	GALVANIZING STEEL PILES AT STA ***** (12+96.00 -L-)
95	LF	3/4" COPPER WATER PIPE, TYPE K	171	LF	CONCRETE BARRIER RAIL
1,035	LB	DUCTILE IRON WATER PIPE FIT- TINGS, 250# MIN WP	295	TON	PLAIN RIP RAP CLASS II (2'-0" THICK)
1	EA	3/4" CORPORATION STOP	327	SY	FILTER FABRIC FOR DRAINAGE
1	EA	***X*** TAPPING SADDLE (16", 3/4")	Lump Sum	LS	ELASTOMERIC BEARINGS
1	EA	RELOCATE EXISTING WATER METER	1,282.5	LF	3'-0" X 1'-9" PRESTRESSED CONC CORED SLABS
125	LF	*** PVC FORCE MAIN SEWER PIPE, ***** (6", SDR 21, 200# WP)			

FEDERAL AID PROPOSAL, CONTRACTOR LICENSE NOT REQUIRED TO BID

L030916 005

CONTRACT ID : C200751 32964.3.2

DIV OFFICE DURHAM

LENGTH = 0.958 KM

COUNTY : WAKE

GRADING, DRAINAGE, PAVING & STRUCTURES.

DBE GOAL 10.0% COMPLETION DATE : DEC 31 2004

BRIDGE OVER TURKEY CREEK & BRIDGE OVER CRABTREE CREEK AND APPROACHES ON SR-1649.

ROADWAY ITEMS

			2	EA	SIGN ERECTION, TYPE D
			11	EA	SIGN ERECTION, TYPE E
			2	EA	RELOCATE SIGN, TYPE ***** (D, E, OR F)
Lump Sum	LS	MOBILIZATION	28	EA	DISPOSAL OF SIGN SYSTEM, U- CHANNEL
Lump Sum	LS	REINFORCED BRIDGE APPROACH FILL, STATION ***** (13+91.241)	2	EA	DISPOSAL OF SUPPORT, U-CHANNEL
Lump Sum	LS	REINFORCED BRIDGE APPROACH FILL, STATION ***** (16+68.550)	5	M2	WORK ZONE SIGNS (STATIONARY)
			9	M2	WORK ZONE SIGNS (PORTABLE)
Lump Sum	LS	GRADING	4	M2	WORK ZONE SIGNS (BARRICADE MOUNTED)
0.4	HA	SUPPLEMENTARY CLEARING & GRUB- BING	60	EA	DRUMS
			50	EA	CONES
500	M3	UNDERCUT EXCAVATION	16	M	BARRICADES (TYPE III)
396	M3	DRAINAGE DITCH EXCAVATION	160	HR	FLAGGER
155	M	BERM DITCH CONSTRUCTION	2	EA	TEMPORARY CRASH CUSHIONS
1,000	M3	SELECT GRANULAR MATERIAL	250	M	PORTABLE CONCRETE BARRIER
1,000	M2	FABRIC FOR SOIL STABILIZATION	250	M	PORTABLE CONCRETE BARRIER (DRAINAGE)
70	M2	TEMPORARY SHORING	416	M	REMOVABLE TAPE PAVEMENT MARK- ING LINES (100MM)
90	MTN	FOUNDATION CONDITIONING MATE- RIAL, MINOR STRS	160	EA	TEMPORARY RAISED PAVEMENT MARKERS
6	M	375MM SIDE DRAIN PIPE	1,712	M	THERMOPLASTIC PAVEMENT MARKING LINES (100MM, 2.3MM)
7.2	M	450MM SIDE DRAIN PIPE	1,712	M	THERMOPLASTIC PAVEMENT MARKING LINES (100MM, 3.1MM)
58.8	M	375MM RC PIPE CULVERTS, CLASS III	416	M	COLD APPLIED PLASTIC PAVEMENT MARKING LINES (100MM)
91.2	M	450MM RC PIPE CULVERTS, CLASS III	6,848	M	PAINT PAVEMENT MARKING LINES (100MM)
54	M	400MM BIT COAT CS PIPE CUL- VERTS, TYPE B 1.63MM THICK	200	M	REMOVAL OF PAVEMENT MARKING LINES (100MM)
22.8	M	450MM BIT COAT CS PIPE CUL- VERTS, TYPE B 1.63MM THICK	80	EA	PERMANENT RAISED PAVEMENT MARKERS
6	EA	400MM BIT COAT CS PIPE ELBOWS, TYPE B 1.63MM THICK	2	EA	BREAK DOWN & REBUILD EXISTING MANHOLE
4	EA	450MM BIT COAT CS PIPE ELBOWS, TYPE B 1.63MM THICK	400	M	TEMPORARY SILT FENCE
30.5	M	PIPE REMOVAL	85	MTN	STONE FOR EROSION CONTROL, CLASS A
120	MTN	AGGREGATE BASE COURSE	900	MTN	STONE FOR EROSION CONTROL, CLASS B
45	MTN	INCIDENTAL STONE BASE	475	MTN	SEDIMENT CONTROL STONE
1,720	MTN	ASPHALT CONC BASE COURSE, TYPE B25.0B	0.5	HA	TEMPORARY MULCHING
1,195	MTN	ASPHALT CONC INTERMEDIATE COURSE, TYPE I19.0B	25	KG	SEED FOR TEMPORARY SEEDING
1,230	MTN	ASPHALT CONC SURFACE COURSE, TYPE S9.5B	0.25	MTN	FERTILIZER FOR TEMPORARY SEED- ING
211	MTN	ASPHALT BINDER FOR PLANT MIX, GRADE PG 64-22	90	M	TEMPORARY SLOPE DRAINS
10	MTN	ASPHALT PLANT MIX PAVEMENT REPAIR	8	EA	INLET PROTECTION AT TEMPORARY SLOPE DRAINS
25	EA	RIGHT OF WAY MARKERS	2,300	M3	SILT EXCAVATION
111	M3	SUBDRAIN EXCAVATION	1,000	M2	SYNTHETIC ROVING
83	M3	SUBDRAIN FINE AGGREGATE	1,900	M2	MATTING FOR EROSION CONTROL
200	M	150MM PERFORATED SUBDRAIN PIPE	290	M2	PERMANENT SOIL REINFORCEMENT MAT
7	EA	150MM SUBDRAIN PIPE WYES, TEES, & ELBOWS	50	M	6.4MM HARDWARE CLOTH
2	EA	CONCRETE PAD FOR SUBDRAIN PIPE OUTLET	8	EA	SPECIAL STILLING BASINS
4	M	150MM OUTLET PIPE (SUBDRAINS)	0.5	HA	SEEDING & MULCHING
8	EA	MASONRY DRAINAGE STRUCTURES	0.5	HA	MOWING
8	EA	FRAME WITH TWO GRATES, STD 840.29	25	KG	SEED FOR REPAIR SEEDING
300	M	SHOULDER BERM GUTTER	0.25	MTN	FERTILIZER FOR REPAIR SEEDING
132	M	CONCRETE EXPRESSWAY GUTTER	25	KG	SEED FOR SUPPLEMENTAL SEEDING
16.8	M2	100MM CONCRETE PAVED DITCH	0.5	MTN	FERTILIZER TOPDRESSING
472.44	M	STEEL BM GUARDRAIL	4	HR	SPECIALIZED HAND MOWING
15.24	M	STEEL BM GUARDRAIL, SHOP CURVED	12	EA	RESPONSE FOR EROSION CONTROL
5	EA	ADDITIONAL GUARDRAIL POSTS	0.5	HA	REFORESTATION
1	EA	GUARDRAIL ANCHOR UNITS, TYPE AT-1			
8	EA	GUARDRAIL ANCHOR UNITS, TYPE III			
7	EA	GUARDRAIL ANCHOR UNITS, TYPE 350			
180	MTN	PLAIN RIP RAP, CLASS B	Lump Sum	LS	CONSTRUCTION, MAINTENANCE, & REMOVAL OF TEMP ACCESS AT STA *****
880	M2	FILTER FABRIC FOR DRAINAGE			
2	EA	PREFORMED SCOUR HOLES WITH LEVEL SPREADER APRON			
66	M	SUPPORTS, 4.5KG STEEL U-CHANNEL	Lump Sum	LS	REMOVAL OF EXISTING STRUCTURE AT STATION ***** (16+68.550 -L-)

STRUCTURE ITEMS

9.6	M	****MM DIA DRILLED PIERS IN SOIL (1372MM)
18.8	M	****MM DIA DRILLED PIERS NOT IN SOIL (1372MM)
9.8	M	PERMANENT STEEL CASING FOR ****MM DRILLED PIER (1372MM)
2	EA	CROSSHOLE SONIC LOGGING
127.2	M	CSL TUBES
1,015	M2	REINFORCED CONCRETE DECK SLAB
854.8	M2	GROOVING BRIDGE FLOORS
163.7	M3	CLASS A CONCRETE (BRIDGE)
Lump Sum	LS	BRIDGE APPROACH SLABS, STATION ***** (13+90.000 -L-)
Lump Sum	LS	BRIDGE APPROACH SLABS, STATION ***** (16+68.550 -L-)
19,096	KG	REINFORCING STEEL (BRIDGE)
2,333	KG	SPIRAL COLUMN REINFORCING STEEL (BRIDGE)
387.548	M	1372MM PRESTRESSED CONCRETE GIRDERS
271	M	HP310X79 STEEL PILES
26	EA	STEEL PILE POINTS
173.034	M	TWO BAR METAL RAIL
182.262	M	*** X ****MM CONCRETE PARAPET (355MM x 760MM)
1,290	MTN	PLAIN RIP RAP CLASS II (600MM THICK)
1,316	M2	FILTER FABRIC FOR DRAINAGE
Lump Sum	LS	ELASTOMERIC BEARINGS
Lump Sum	LS	EVAZOTE JOINT SEALS
12.2	M	GENERIC STRUCTURE ITEM PILE EXCAVATION IN SOIL
6	M	GENERIC STRUCTURE ITEM PILE EXCAVATION NOT IN SOIL



FEDERAL AID PROPOSAL, CONTRACTOR LICENSE NOT REQUIRED TO BID

L030916 006

CONTRACT ID : C200700 33137.3.2

DIV OFFICE DURHAM

LENGTH = 0.354 MI

COUNTY : WAKE

GRADING, DRAINAGE, PAVING & STRUCTURE.

DBE GOAL 10.0% COMPLETION DATE : JUL 15 2005

BRIDGE OVER PERRY CREEK AND APPROACHES ON SR-2006.

ROADWAY ITEMS

			55	SY	6" CONCRETE DRIVEWAY
			925	LF	STEEL BM GUARDRAIL
			5	EA	ADDITIONAL GUARDRAIL POSTS
			2	EA	GUARDRAIL ANCHOR UNITS, TYPE CAT-1
			4	EA	GUARDRAIL ANCHOR UNITS, TYPE III
			2	EA	GUARDRAIL ANCHOR UNITS, TYPE 350
			2	EA	GUARDRAIL ANCHOR UNITS, TYPE ***** TEMPORARY (BP-WBEAM)
			225	TON	PLAIN RIP RAP, CLASS B
			1,425	SY	FILTER FABRIC FOR DRAINAGE
			3	EA	PREFORMED SCOUR HOLES WITH LEVEL SPREADER APRON
			49.75	SF	CONTRACTOR FURNISHED, TYPE *** SIGN (E)
			98	LF	SUPPORTS, 3-LB STEEL U-CHANNEL
			10	EA	SIGN ERECTION, TYPE E
			14	EA	DISPOSAL OF SIGN SYSTEM, U-CHANNEL
			94	SF	WORK ZONE SIGNS (STATIONARY)
			200	SF	WORK ZONE SIGNS (PORTABLE)
			20	SF	WORK ZONE SIGNS (BARRICADE MOUNTED)
			4	EA	WARNING FLAG SETS
			50	EA	DRUMS
			50	EA	CONES
			96	LF	BARRICADES (TYPE III)
			4	EA	WARNING LIGHTS (TYPE B)
			4	EA	TEMPORARY CRASH CUSHIONS
			2	EA	TRUCK MOUNTED IMPACT ATTENUATOR (60 MPH)
			1,500	LF	PORTABLE CONCRETE BARRIER
			1,400	LF	PORTABLE CONCRETE BARRIER (DRAINAGE)
			50	EA	TEMPORARY RAISED PAVEMENT MARKERS
			1,748	LF	THERMOPLASTIC PAVEMENT MARKING LINES (4", 90 MILS)
			2,756	LF	THERMOPLASTIC PAVEMENT MARKING LINES (4", 120 MILS)
			250	LF	THERMOPLASTIC PAVEMENT MARKING LINES (8", 90 MILS)
			98	LF	THERMOPLASTIC PAVEMENT MARKING LINES (24", 120 MILS)
			6	EA	THERMOPLASTIC PAVEMENT MARKING CHARACTER (120MIL)
			18	EA	THERMOPLASTIC PAVEMENT MARKING SYMBOL (90 MILS)
			435	LF	COLD APPLIED PLASTIC PAVEMENT MARKING LINES (4")
			60	LF	COLD APPLIED PLASTIC PAVEMENT MARKING LINES (8")
			25,864	LF	PAINT PAVEMENT MARKING LINES (4")
			160	LF	PAINT PAVEMENT MARKING LINES (24")
			5,700	LF	REMOVAL OF PAVEMENT MARKING LINES (4")
			60	LF	REMOVAL OF PAVEMENT MARKING LINES (8")
			50	EA	PERMANENT RAISED PAVEMENT MARKERS
			80	TON	FOUNDATION CONDITIONING MATERIAL, UTILITIES CLASS ***** (VI)
			80	TON	BEDDING MATERIAL, UTILITIES CLASS ***** (VI)
			20	TON	PAVEMENT REPAIR FOR UTILITY WORK
			130	LF	6" DI WATER PIPE, PC 350
			140	LF	8" DI WATER PIPE, PC 350
			830	LF	16" DI WATER PIPE, PC ***** (350#)
			196	LF	3/4" COPPER WATER PIPE, TYPE K
Lump Sum	LS	MOBILIZATION			
Lump Sum	LS	CLEARING & GRUBBING .. ACRE(S)			
1	ACR	SUPPLEMENTARY CLEARING & GRUBBING			
2,500	CY	UNCLASSIFIED EXCAVATION			
Lump Sum	LS	REINFORCED BRIDGE APPROACH FILL, STATION ***** (21+65.5)			
1,000	CY	UNDERCUT EXCAVATION			
26,100	CY	BORROW EXCAVATION			
300	CY	DRAINAGE DITCH EXCAVATION			
800	SY	REMOVAL OF EXISTING ASPHALT PAVEMENT			
3,200	SY	BREAKING OF EXISTING ASPHALT PAVEMENT			
86	TON	FOUNDATION CONDITIONING MATERIAL, MINOR STRS			
56	LF	15" SIDE DRAIN PIPE			
24	LF	18" SIDE DRAIN PIPE			
76	LF	12" RC PIPE CULVERTS, CLASS III			
24	LF	15" RC PIPE CULVERTS, CLASS III			
324	LF	18" RC PIPE CULVERTS, CLASS III			
120	LF	24" RC PIPE CULVERTS, CLASS III			
48	LF	30" RC PIPE CULVERTS, CLASS III			
80	LF	15" BIT COAT CS PIPE CULVERTS, TYPE B 0.064" THICK			
44	LF	18" BIT COAT CS PIPE CULVERTS, TYPE B 0.064" THICK			
4	EA	15" BIT COAT CS PIPE ELBOWS, TYPE B 0.064" THICK			
2	EA	18" BIT COAT CS PIPE ELBOWS, TYPE B 0.064" THICK			
315	LF	PIPE REMOVAL			
Lump Sum	LS	FINE GRADING			
4,850	TON	AGGREGATE BASE COURSE			
75	TON	INCIDENTAL STONE BASE			
1,075	TON	ASPHALT CONC BASE COURSE, TYPE B25.0B			
2,500	TON	ASPHALT CONC INTERMEDIATE COURSE, TYPE I19.0B			
1,650	TON	ASPHALT CONC SURFACE COURSE, TYPE S9.5B			
271	TON	ASPHALT BINDER FOR PLANT MIX, GRADE PG 64-22			
30	TON	ASPHALT PLANT MIX, PAVEMENT REPAIR			
28	EA	RIGHT OF WAY MARKERS			
180	CY	SUBDRAIN EXCAVATION			
135	CY	SUBDRAIN FINE AGGREGATE			
800	LF	6" PERFORATED SUBDRAIN PIPE			
24	EA	6" SUBDRAIN PIPE WYES, TEES, & ELBOWS			
2	EA	CONCRETE PAD FOR SUBDRAIN PIPE OUTLET			
12	LF	6" OUTLET PIPE (SUBDRAINS)			
17	EA	MASONRY DRAINAGE STRUCTURES			
8	LF	MASONRY DRAINAGE STRUCTURES			
3	EA	FRAME WITH TWO GRATES, STD 840.16			
3	EA	FRAME WITH GRATE & HOOD, STD 840.03, TYPE ** (E)			
1	EA	FRAME WITH GRATE & HOOD, STD 840.03, TYPE ** (F)			
7	EA	FRAME WITH GRATE & HOOD, STD 840.03, TYPE ** (G)			
3	EA	FRAME WITH COVER, STD 840.54			
1,500	LF	2'-6" CONCRETE CURB & GUTTER			
30	SY	CONCRETE WHEELCHAIR RAMPS			

			175.5	LF	***,***" DIA DRILLED PIERS IN SOIL (3'-6")
			37.5	LF	***,***" DIA DRILLED PIERS NOT IN SOIL (3'-6")
2,920	LB	DUCTILE IRON WATER PIPE FITTINGS, 250# MIN WP			
2	EA	3/4" CORPORATION STOP			
1	EA	***X***" TAPPING SLEEVE, VALVE & VALVE BOX, *****WP (16" X 6", 350#)	175.5	LF	PERMANENT STEEL CASING FOR ***,***" DIA DRILLED PIER (3'-6")
1	EA	***X***" TAPPING SLEEVE, VALVE & VALVE BOX, *****WP (16" x 8", 350#)	1	EA	CROSSHOLE SONIC LOGGING
1	EA	***X***" TAPPING SADDLE (16" X 3/4")	912	LF	CSL TUBES
1	EA	***" TRANSITION COUPLING, ***** (6", AC TO DI)	Lump Sum	LS	UNCLASSIFIED STRUCTURE EXCAVATION AT STATION ***** (21+65.50-L-)
1	EA	RELOCATE EXISTING WATER METER	7,518.4	SF	REINFORCED CONCRETE DECK SLAB
1	EA	RELOCATE EXISTING FIRE HYDRANT	5,062.5	SF	GROOVING BRIDGE FLOORS
780	LF	FILL OR REMOVE ABANDONED 16" PIPE, ***** (DI WATER)	176.4	CY	CLASS A CONCRETE (BRIDGE)
1	EA	GENERIC UTILITY ITEM 60" DIA PRECAST CONC WATER-TIGHT MANHOLE, 0' - 6' DEPTH	Lump Sum	LS	BRIDGE APPROACH SLABS, STATION ***** (21+65.50 -L-)
1	EA	GENERIC UTILITY ITEM 8" FLUSHING ASSEMBLY	43,188	LB	REINFORCING STEEL (BRIDGE)
1	EA	GENERIC UTILITY ITEM REMOVE EXISTING FIRE HYDRANT	5,372	LB	SPIRAL COLUMN REINFORCING STEEL (BRIDGE)
1	EA	GENERIC UTILITY ITEM WATERTIGHT MANHOLE RING & COVER	997.5	LF	36" PRESTRESSED CONCRETE GIRDERS
65	LF	GENERIC UTILITY ITEM 30" RC SEWER PIPE, CLASS V	750	LF	HP12X53 STEEL PILES
5.3	LF	GENERIC UTILITY ITEM PRECAST CONC MANHOLE WALL, 60" DIA, OVER 6' HT	210.7	LF	THREE BAR METAL RAIL
340	LF	GENERIC UTILITY ITEM REMOVE ABANDON 6" PIPE (AC WATER)	498	TON	PLAIN RIP RAP CLASS II (2'-0" THICK)
1,815	LF	TEMPORARY SILT FENCE	555	SY	FILTER FABRIC FOR DRAINAGE
150	TON	STONE FOR EROSION CONTROL, CLASS A	Lump Sum	LS	ELASTOMERIC BEARINGS
420	TON	STONE FOR EROSION CONTROL, CLASS B	Lump Sum	LS	EVAZOTE JOINT SEALS
505	TON	SEDIMENT CONTROL STONE	Lump Sum	LS	STRUCTURE DRAINAGE SYSTEM, STA ***** (21+65.50 -L-)
6	ACR	TEMPORARY MULCHING			
200	LB	SEED FOR TEMPORARY SEEDING			
1	TON	FERTILIZER FOR TEMPORARY SEEDING			
155	LF	TEMPORARY SLOPE DRAINS			
4	EA	INLET PROTECTION AT TEMPORARY SLOPE DRAINS			
1,060	CY	SILT EXCAVATION			
662	SY	SYNTHETIC ROVING			
1,175	SY	MATTING FOR EROSION CONTROL			
60	SY	PERMANENT SOIL REINFORCEMENT MAT			
380	LF	1/4" HARDWARE CLOTH			
12	EA	SPECIAL STILLING BASINS			
7.5	ACR	SEEDING & MULCHING			
3.5	ACR	MOWING			
50	LB	SEED FOR REPAIR SEEDING			
0.25	TON	FERTILIZER FOR REPAIR SEEDING			
150	LB	SEED FOR SUPPLEMENTAL SEEDING			
5.5	TON	FERTILIZER TOPDRESSING			
2.5	HR	SPECIALIZED HAND MOWING			
8	EA	RESPONSE FOR EROSION CONTROL			

\*\*\*\*\* BEGIN SCHEDULE AA \*\*\*\*\*  
 \*\*\*\*\* ( 2 ALTERNATES ) \*\*\*\*\*

3,800	SF	TEMPORARY SHORING - BARRIER SUPPORTED			
		*** OR ***			
1,000	CY	GENERIC GRADING ITEM SELECT GRANULAR MATERIAL FOR TEMPORARY FABRIC WALL			
3,400	SY	GENERIC GRADING ITEM FABRIC FOR TEMPORARY FABRIC WALL			

\*\*\* END SCHEDULE AA \*\*\*

**STRUCTURE ITEMS**

Lump Sum	LS	CONSTRUCTION, MAINTENANCE, & REMOVAL OF TEMP ACCESS AT STA ***** (21+65.50 -L-)
Lump Sum	LS	REMOVAL OF EXISTING STRUCTURE AT STATION ***** (21+65.50 -L-)

FEDERAL AID PROPOSAL, CONTRACTOR LICENSE NOT REQUIRED TO BID

L030916 007

CONTRACT ID : C200769 33954.2.2

DIV OFFICE DURHAM

LENGTH = 2.278 MI

COUNTY : WAKE

PEDESTRIAN BRIDGE.

DBE GOAL 3.0% COMPLETION DATE : NOV 15 2004

REEDY CREEK GREENWAY FROM NC ARTS MUSEUM TO MEREDITH COLLEGE IN RALEIGH.

**ROADWAY ITEMS**

Lump Sum	LS	MOBILIZATION
Lump Sum	LS	CONSTRUCTION SURVEYING
Lump Sum	LS	GENERIC MISCELLANEOUS ITEM TIMBER RETAINING WALL
1	EA	GENERIC MISCELLANEOUS ITEM CONVERT EXISTING DROP INLET TO MEDIAN DROP INLET
7	EA	GENERIC MISCELLANEOUS ITEM HINGED METAL BOLLARDS
Lump Sum	LS	GRADING
1	ACR	SUPPLEMENTARY CLEARING & GRUB- BING
90	CY	DRAINAGE DITCH EXCAVATION
1,350	LF	BERM DITCH CONSTRUCTION
3	HR	PROOF ROLLING
280	CY	SELECT GRANULAR MATERIAL
160	TON	FOUNDATION CONDITIONING MATE- RIAL, MINOR STRS
156	LF	*** SIDE DRAIN PIPE (12")
952	LF	15" SIDE DRAIN PIPE
68	LF	18" SIDE DRAIN PIPE
36	LF	24" SIDE DRAIN PIPE
56	LF	36" RC PIPE CULVERTS, CLASS III
64	LF	15" BIT COAT CS PIPE CULVERTS, TYPE B 0.064" THICK
60	LF	18" BIT COAT CS PIPE CULVERTS, TYPE B 0.064" THICK
28	LF	24" BIT COAT CS PIPE CULVERTS, TYPE B 0.064" THICK
6,000	TON	AGGREGATE BASE COURSE
4,080	GAL	PRIME COAT
1,270	TON	ASPHALT CONC SURFACE COURSE, TYPE SF9.5A
85	TON	ASPHALT BINDER FOR PLANT MIX, GRADE PG 64-22
450	SY	***** PORT CEM CONC PAVEMENT, MISCELLANEOUS (WITHOUT DOWELS) (6")
185	SY	GENERIC PAVING ITEM COLORED STAMPED CONC PAVEMENT
4.5	CY	ENDWALLS
0.5	CY	PIPE COLLARS
15	EA	MASONRY DRAINAGE STRUCTURES
2	EA	FRAME WITH GRATE, STD 840.**** (840.16)
14	EA	FRAME WITH TWO GRATES, STD 840.24
70	SY	4" CONCRETE SIDEWALK
15	SY	CONCRETE WHEELCHAIR RAMPS
25	SY	6" CONCRETE DRIVEWAY
20	SY	4" CONCRETE PAVED DITCH
1,310	LF	GENERIC GUARDRAIL ITEM WOOD GUARDRAIL
153	LF	CHAIN LINK FENCE, *** FABRIC (54")
12	EA	METAL LINE POSTS FOR *** CHAIN LINK FENCE (54")
3	EA	METAL TERMINAL POSTS FOR *** CHAIN LINK FENCE (54")
693	LF	CHAIN LINK FENCE RESET
130	SY	PLAIN RIP RAP, CLASS I
1	TON	PLAIN RIP RAP, CLASS A
20	TON	PLAIN RIP RAP, CLASS B
630	SY	FILTER FABRIC FOR DRAINAGE
156	SF	CONTRACTOR FURNISHED, TYPE *** SIGN (E)
394	LF	SUPPORTS, 3-LB STEEL U-CHANNEL
47	EA	SIGN ERECTION, TYPE E
2,196	SF	WORK ZONE SIGNS (PORTABLE)
106	SF	WORK ZONE SIGNS (BARRICADE MOUNTED)

3	EA	FLASHING ARROW PANELS, TYPE C
3	EA	CHANGEABLE MESSAGE SIGNS
280	EA	DRUMS
40	EA	CONES
96	LF	BARRICADES (TYPE III)
75	HR	FLAGGER
6	EA	WARNING LIGHTS (TYPE B)
2	EA	TRUCK MOUNTED IMPACT ATTENUA- TOR (60 MPH)
100	HR	POLICE
585	LF	PAINT PAVEMENT MARKING LINES (4")
30	LF	PAINT PAVEMENT MARKING LINES (24")
Lump Sum	LS	PORTABLE LIGHTING
1,925	LF	TEMPORARY SILT FENCE
150	TON	STONE FOR EROSION CONTROL, CLASS A
1,680	TON	STONE FOR EROSION CONTROL, CLASS B
435	TON	SEDIMENT CONTROL STONE
5	ACR	TEMPORARY MULCHING
200	LB	SEED FOR TEMPORARY SEEDING
0.75	TON	FERTILIZER FOR TEMPORARY SEED- ING
3,270	CY	SILT EXCAVATION
4,300	SY	SYNTHETIC ROVING
4,950	SY	MATTING FOR EROSION CONTROL
300	LF	1/4" HARDWARE CLOTH
5.5	ACR	SEEDING & MULCHING
3	ACR	MOWING
100	LB	SEED FOR REPAIR SEEDING
0.25	TON	FERTILIZER FOR REPAIR SEEDING
125	LB	SEED FOR SUPPLEMENTAL SEEDING
4.25	TON	FERTILIZER TOPDRESSING
3	HR	SPECIALIZED HAND MOWING
8	EA	RESPONSE FOR EROSION CONTROL
1,500	SY	GENERIC EROSION CONTROL ITEM TURF REINFORCEMENT MAT

**WALL ITEMS**

Lump Sum	LS	GENERIC RETAINING WALL ITEM SOIL NAIL RETAINING WALL #1 @ STA 93+50.00 -L- (SRF)
Lump Sum	LS	GENERIC RETAINING WALL ITEM SOIL NAIL RETAINING WALL #2 @ STA 104+50.00 -L- (SRF)
Lump Sum	LS	GENERIC RETAINING WALL ITEM SOIL NAIL RETAINING WALL #3 @ STA 104+40.00 -L- (SRF)

**STRUCTURE ITEMS**

Lump Sum	LS	FOUNDATION EXCAVATION FOR END BENT ** AT STATION ***** (1,79+98.00 -L-)
Lump Sum	LS	FOUNDATION EXCAVATION FOR END BENT ** AT STATION ***** (2,79+98.00 -L-)
Lump Sum	LS	FOUNDATION EXCAVATION FOR BENT ** AT STATION ***** (1,79+98.00 -L-)
Lump Sum	LS	FOUNDATION EXCAVATION FOR BENT ** AT STATION ***** (2,79+98.00 -L-)
Lump Sum	LS	UNCLASSIFIED STRUCTURE EXCAVA- TION AT STATION ***** (79+98.00 -L-)
Lump Sum	LS	UNCLASSIFIED STRUCTURE EXCAVA- TION AT STATION ***** (96+00.00 -L-)
633.7	CY	CLASS A CONCRETE (BRIDGE)

Lump Sum	LS	BRIDGE APPROACH SLABS, STATION ***** (79+98.00 -L-)
83,206	LB	REINFORCING STEEL (BRIDGE)
3,625	LF	HP12X53 STEEL PILES
Lump Sum	LS	EVAZOTE JOINT SEALS
Lump Sum	LS	ELECTRICAL CONDUIT SYSTEM, STA ***** (79+98.00 -L-)
Lump Sum	LS	GENERIC STRUCTURE ITEM APPROACH RAIL (TIMBER)
Lump Sum	LS	GENERIC STRUCTURE ITEM DECORATIVE COLUMN FIXTURES
Lump Sum	LS	GENERIC STRUCTURE ITEM PREFABRICATED PEDESTRIAN BRIDGE @ STA 79+98.00-L-
Lump Sum	LS	GENERIC STRUCTURE ITEM STONE PILLARS
Lump Sum	LS	GENERIC STRUCTURE ITEM TIMBER BOARDWALK #1 @ STA 29+35.00-L-
Lump Sum	LS	GENERIC STRUCTURE ITEM TIMBER BOARDWALK #2 @ STA 98+93.90-L-
Lump Sum	LS	GENERIC STRUCTURE ITEM TIMBER PEDESTRIAN BRIDGE @ STA 96+00-L-
161	LF	GENERIC STRUCTURE ITEM STEEL RAILING
8,213	SF	GENERIC STRUCTURE ITEM REINFORCED CONCRETE DECK SLAB

FEDERAL AID PROPOSAL, CONTRACTOR LICENSE NOT REQUIRED TO BID

L030916 008

CONTRACT ID : C200706 33121.3.1

DIV OFFICE FAYETTEVILLE

LENGTH = 0.227 MI

COUNTY : ROBESON

GRADING, DRAINAGE, PAVING & STRUCTURES.

DBE GOAL 9.0% COMPLETION DATE : NOV 30 2004

BRIDGES OVER LUMBER RIVER & OVERFLOW & APPROACHES ON SR-1303.

ROADWAY ITEMS

Lump Sum	LS	MOBILIZATION
Lump Sum	LS	REINFORCED BRIDGE APPROACH FILL, STATION ***** (18+66.00)
Lump Sum	LS	REINFORCED BRIDGE APPROACH FILL, STATION ***** (23+35.50)
Lump Sum	LS	GRADING
1	ACR	SUPPLEMENTARY CLEARING & GRUBBING
200	CY	UNDERCUT EXCAVATION
52	LF	15" RC PIPE CULVERTS, CLASS III
100	TON	AGGREGATE BASE COURSE
550	TON	ASPHALT CONC BASE COURSE, TYPE B25.0B
455	TON	ASPHALT CONC INTERMEDIATE COURSE, TYPE I19.0B
625	TON	ASPHALT CONC SURFACE COURSE, TYPE S9.5B
90	TON	ASPHALT BINDER FOR PLANT MIX, GRADE PG 64-22
14	EA	RIGHT OF WAY MARKERS
2	EA	MASONRY DRAINAGE STRUCTURES
2	EA	FRAME WITH TWO GRATES, STD 840.29
66	LF	SHOULDER BERM GUTTER
1,012.5	LF	STEEL BM GUARDRAIL
2	EA	STEEL BM GUARDRAIL TERMINAL SECTIONS
5	EA	ADDITIONAL GUARDRAIL POSTS
8	EA	GUARDRAIL ANCHOR UNITS, TYPE III
6	EA	GUARDRAIL ANCHOR UNITS, TYPE 350
2	TON	PLAIN RIP RAP, CLASS B
235	SY	FILTER FABRIC FOR DRAINAGE
32	SF	CONTRACTOR FURNISHED, TYPE *** SIGN (D)
9	SF	CONTRACTOR FURNISHED, TYPE *** SIGN (E)
98	LF	SUPPORTS, 3-LB STEEL U-CHANNEL
2	EA	SIGN ERECTION, TYPE D
1	EA	SIGN ERECTION, TYPE E
1	EA	RELOCATE SIGN, TYPE ***** (E)
17	EA	DISPOSAL OF SIGN SYSTEM, U-CHANNEL
3	EA	DISPOSAL OF SIGN SYSTEM, WOOD
256	SF	WORK ZONE SIGNS (STATIONARY)
194	SF	WORK ZONE SIGNS (BARRICADE MOUNTED)
4	EA	WARNING FLAG SETS
192	LF	BARRICADES (TYPE III)
200	LF	REMOVABLE TAPE PAVEMENT MARKING LINES (4")
9,600	LF	PAINT PAVEMENT MARKING LINES (4")
15	EA	PERMANENT RAISED PAVEMENT MARKERS
6	TON	FOUNDATION CONDITIONING MATERIAL, UTILITIES CLASS ***** (V)
6	TON	BEDDING MATERIAL, UTILITIES CLASS ***** (V)
4.1	LF	6" DI WATER PIPE, PC 350
107.1	LF	6" PVC WATER PIPE, SDR ***** (SDR 21)
300	LB	DUCTILE IRON WATER PIPE FITTINGS, 250# MIN WP
1	EA	6" GATE VALVE & VALVE BOX, 200# WP
1	EA	RELOCATE EXISTING FIRE HYDRANT
1,755	LF	TEMPORARY SILT FENCE

115	TON	STONE FOR EROSION CONTROL, CLASS A
140	TON	STONE FOR EROSION CONTROL, CLASS B
210	TON	SEDIMENT CONTROL STONE
2.5	ACR	TEMPORARY MULCHING
100	LB	SEED FOR TEMPORARY SEEDING
0.5	TON	FERTILIZER FOR TEMPORARY SEEDING
50	LF	TEMPORARY SLOPE DRAINS
2	EA	INLET PROTECTION AT TEMPORARY SLOPE DRAINS
325	CY	SILT EXCAVATION
460	SY	SYNTHETIC ROVING
1,090	SY	MATting FOR EROSION CONTROL
580	LF	1/4" HARDWARE CLOTH
2.5	ACR	SEEDING & MULCHING
1.5	ACR	MOWING
50	LB	SEED FOR REPAIR SEEDING
0.25	TON	FERTILIZER FOR REPAIR SEEDING
50	LB	SEED FOR SUPPLEMENTAL SEEDING
1.75	TON	FERTILIZER TOPDRESSING
3	HR	SPECIALIZED HAND MOWING
8	EA	RESPONSE FOR EROSION CONTROL
30	SY	6" CONCRETE REINFORCED PAD

STRUCTURE ITEMS

Lump Sum	LS	REMOVAL OF EXISTING STRUCTURE AT STATION ***** (18+66.00-L-)
Lump Sum	LS	REMOVAL OF EXISTING STRUCTURE AT STATION ***** (23+32.50-L-)
906.6	CY	UNCLASSIFIED STRUCTURE EXCAVATION
Lump Sum	LS	UNCLASSIFIED STRUCTURE EXCAVATION AT STATION ***** (23+32.50-L-)
105	CY	CLASS A CONCRETE (BRIDGE)
Lump Sum	LS	BRIDGE APPROACH SLABS, STATION ***** (18+66.00-L-)
Lump Sum	LS	BRIDGE APPROACH SLABS, STATION ***** (23+32.50-L-)
18,768	LB	REINFORCING STEEL (BRIDGE)
1,840	LF	HP12X53 STEEL PILES
2,060	LF	HP14X73 STEEL PILES
Lump Sum	LS	GALVANIZING STEEL PILES AT STA ***** (18+66.00-L-)
Lump Sum	LS	GALVANIZING STEEL PILES AT STA ***** (23+32.50-L-)
529.83	LF	CONCRETE BARRIER RAIL
891	TON	PLAIN RIP RAP CLASS II (2'-0" THICK)
895	SY	FILTER FABRIC FOR DRAINAGE
Lump Sum	LS	ELASTOMERIC BEARINGS
3,580.255	LF	3'-0" X 1'-9" PRESTRESSED CONC CORED SLABS

## STATE FUNDED PROPOSAL, CONTRACTOR LICENSE REQUIRED TO BID

L030916 009

CONTRACT ID : C200884 6R.2078

DIV OFFICE FAYETTEVILLE

LENGTH = 18.420 MI

COUNTY : ROBESON

MILLING, RESURFACING, SHOULDER RECONST &amp; PVMT MARKINGS.

MBE GOAL 8.0% WBE 4.0% COMPLETION DATE : JUN 01 2004

10 SECTIONS OF SECONDARY ROADS.

## ROADWAY ITEMS

Lump Sum	LS	MOBILIZATION
442	TON	INCIDENTAL STONE BASE
36.84	SMI	SHOULDER RECONSTRUCTION
2,605	SY	MILLING ASPHALT PAVEMENT, **** TO ***** DEPTH (0" TO 2")
1,729	TON	ASPHALT CONC INTERMEDIATE COURSE, TYPE 119.0B
15,534	TON	ASPHALT CONC SURFACE COURSE, TYPE S9.5A
1,089	TON	ASPHALT BINDER FOR PLANT MIX, GRADE PG 64-22
23,000	LF	THERMOPLASTIC PAVEMENT MARKING LINES (4", 90 MILS)
14,625	LF	THERMOPLASTIC PAVEMENT MARKING LINES (4", 120 MILS)
25	LF	THERMOPLASTIC PAVEMENT MARKING LINES (24", 120 MILS)
12	EA	THERMOPLASTIC PAVEMENT MARKING CHARACTER (120MIL)
269,400	LF	PAINT PAVEMENT MARKING LINES (4")
595	EA	PERMANENT RAISED PAVEMENT MARKERS
46	ACR	SEEDING & MULCHING

FEDERAL AID PROPOSAL, CONTRACTOR LICENSE NOT REQUIRED TO BID

L030916 010

CONTRACT ID : C200733 33033.3.2

DIV OFFICE GREENSBORO

LENGTH = 0.340 MI

COUNTY : ALAMANCE

GRADING, DRAINAGE, PAVING & STRUCTURE.

DBE GOAL 10.0% COMPLETION DATE : NOV 15 2004

BRIDGE OVER QUAKER CREEK AND APPROACHES ON SR-1921.

ROADWAY ITEMS

Lump Sum	LS	MOBILIZATION
Lump Sum	LS	CONSTRUCTION SURVEYING
Lump Sum	LS	REINFORCED BRIDGE APPROACH FILL, STATION ***** (21+05)
1	ACR	SUPPLEMENTARY CLEARING & GRUBBING
500	CY	UNDERCUT EXCAVATION
Lump Sum	LS	GRADING
12,125	CY	BORROW EXCAVATION
45	CY	DRAINAGE DITCH EXCAVATION
15	TON	GENERIC GRADING ITEM SELECT MATERIAL, CLASS IV
90	TON	GENERIC GRADING ITEM SELECT MATERIAL, CLASS V
585	TON	GENERIC GRADING ITEM SELECT MATERIAL, CLASS VII
40	TON	FOUNDATION CONDITIONING MATERIAL, MINOR STRS
180	LF	18" SIDE DRAIN PIPE
72	LF	15" RC PIPE CULVERTS, CLASS III
48	LF	18" BIT COAT CS PIPE CULVERTS, TYPE B 0.064" THICK
52	LF	24" BIT COAT CS PIPE CULVERTS, TYPE B 0.064" THICK
4	EA	18" BIT COAT CS PIPE ELBOWS, TYPE B 0.064" THICK
2	EA	24" BIT COAT CS PIPE ELBOWS, TYPE B 0.064" THICK
128	LF	PIPE REMOVAL
1,215	TON	AGGREGATE BASE COURSE
200	TON	INCIDENTAL STONE BASE
1,100	GAL	PRIME COAT
20	TON	ASPHALT CONC BASE COURSE, TYPE B25.0B
460	TON	ASPHALT CONC INTERMEDIATE COURSE, TYPE I19.0B
900	TON	ASPHALT CONC SURFACE COURSE, TYPE S9.5A
81	TON	ASPHALT BINDER FOR PLANT MIX, GRADE PG 64-22
20	EA	RIGHT OF WAY MARKERS
5	EA	MASONRY DRAINAGE STRUCTURES
4	EA	FRAME WITH TWO GRATES, STD 840.29
235	LF	SHOULDER BERM GUTTER
775	LF	STEEL BM GUARDRAIL
50	LF	STEEL BM GUARDRAIL, SHOP CURVED
5	EA	ADDITIONAL GUARDRAIL POSTS
1	EA	GUARDRAIL ANCHOR UNITS, TYPE AT-1
4	EA	GUARDRAIL ANCHOR UNITS, TYPE III
3	EA	GUARDRAIL ANCHOR UNITS, TYPE 350
314	LF	REMOVE EXISTING GUARDRAIL
55	TON	PLAIN RIP RAP, CLASS I
30	TON	PLAIN RIP RAP, CLASS A
30	TON	PLAIN RIP RAP, CLASS B
325	SY	FILTER FABRIC FOR DRAINAGE
5	SF	CONTRACTOR FURNISHED, TYPE *** SIGN (TYPE E)
13	LF	SUPPORTS, 3-LB STEEL U-CHANNEL
1	EA	SIGN ERECTION, TYPE E
2	EA	RELOCATE SIGN, TYPE ***** (TYPE E)
16	EA	DISPOSAL OF SIGN SYSTEM, U-CHANNEL
52	SF	WORK ZONE SIGNS (STATIONARY)
96	SF	WORK ZONE SIGNS (PORTABLE)
20	SF	WORK ZONE SIGNS (BARRICADE MOUNTED)
60	EA	DRUMS

30	EA	CONES
48	LF	BARRICADES (TYPE II)
48	LF	BARRICADES (TYPE III)
1,280	HR	FLAGGER
1	EA	TRUCK MOUNTED IMPACT ATTENUATOR (45 MPH)
46	EA	TEMPORARY RAISED PAVEMENT MARKERS
29,520	LF	PAINT PAVEMENT MARKING LINES (4")
46	EA	PERMANENT RAISED PAVEMENT MARKERS
415	LF	TEMPORARY SILT FENCE
75	TON	STONE FOR EROSION CONTROL, CLASS A
470	TON	STONE FOR EROSION CONTROL, CLASS B
335	TON	SEDIMENT CONTROL STONE
2.5	ACR	TEMPORARY MULCHING
100	LB	SEED FOR TEMPORARY SEEDING
0.5	TON	FERTILIZER FOR TEMPORARY SEEDING
115	LF	TEMPORARY SLOPE DRAINS
3	EA	INLET PROTECTION AT TEMPORARY SLOPE DRAINS
1,100	CY	SILT EXCAVATION
700	SY	SYNTHETIC ROVING
1,200	SY	MATTING FOR EROSION CONTROL
1,600	SY	PERMANENT SOIL REINFORCEMENT MAT
750	LF	1/4" HARDWARE CLOTH
3	ACR	SEEDING & MULCHING
1.5	ACR	MOWING
50	LB	SEED FOR REPAIR SEEDING
0.25	TON	FERTILIZER FOR REPAIR SEEDING
75	LB	SEED FOR SUPPLEMENTAL SEEDING
2.25	TON	FERTILIZER TOPDRESSING
2.5	HR	SPECIALIZED HAND MOWING
8	EA	RESPONSE FOR EROSION CONTROL

STRUCTURE ITEMS

Lump Sum	LS	REMOVAL OF EXISTING STRUCTURE AT STATION ***** (21+05.00-L-)
128.5	CY	CLASS A CONCRETE (BRIDGE)
Lump Sum	LS	BRIDGE APPROACH SLABS, STATION ***** (21+05.00-L-)
19,726	LB	REINFORCING STEEL (BRIDGE)
420	LF	HP12X53 STEEL PILES
2,005	LF	HP14X73 STEEL PILES
60	EA	STEEL PILE POINTS
Lump Sum	LS	GALVANIZING STEEL PILES AT STATION ***** (21+05.00-L-)
514.25	LF	CONCRETE BARRIER RAIL
905	TON	PLAIN RIP RAP CLASS II (2'-0" THICK)
1,000	SY	FILTER FABRIC FOR DRAINAGE
Lump Sum	LS	ELASTOMERIC BEARINGS
3,342.63	LF	3'-0" X 1'-9" PRESTRESSED CONC CORED SLABS

FEDERAL AID PROPOSAL, CONTRACTOR LICENSE NOT REQUIRED TO BID

L030916 011

CONTRACT ID : C200765 33155.3.1

DIV OFFICE GREENSBORO

LENGTH = 0.445 MI

COUNTY : ALAMANCE

GRADING, DRAINAGE, PAVING & STRUCTURE.

DBE GOAL 10.0% COMPLETION DATE : DEC 31 2005

BRIDGE OVER HAW RIVER AND APPROACHES ON SR-2158.

ROADWAY ITEMS

Lump Sum	LS	MOBILIZATION		
Lump Sum	LS	CONSTRUCTION SURVEYING		
Lump Sum	LS	REINFORCED BRIDGE APPROACH FILL, STATION ***** (26+56.50)		
1	ACR	SUPPLEMENTARY CLEARING & GRUBBING		
1,000	CY	UNDERCUT EXCAVATION		
Lump Sum	LS	GRADING		
50,400	CY	BORROW EXCAVATION		
99	CY	DRAINAGE DITCH EXCAVATION		
500	CY	SELECT GRANULAR MATERIAL		
500	SY	FABRIC FOR SOIL STABILIZATION		
51	TON	FOUNDATION CONDITIONING MATERIAL, MINOR STRS		
224	LF	15" SIDE DRAIN PIPE		
160	LF	15" RC PIPE CULVERTS, CLASS III		
92	LF	15" BIT COAT CS PIPE CULVERTS, TYPE B 0.064" THICK		
4	EA	15" BIT COAT CS PIPE ELBOWS, TYPE B 0.064" THICK		
184	LF	PIPE REMOVAL		
3,000	TON	AGGREGATE BASE COURSE		
250	TON	INCIDENTAL STONE BASE		
500	TON	ASPHALT CONC BASE COURSE, TYPE B25.0B		
1,400	TON	ASPHALT CONC INTERMEDIATE COURSE, TYPE 119.0B		
1,110	TON	ASPHALT CONC SURFACE COURSE, TYPE S9.5B		
160	TON	ASPHALT BINDER FOR PLANT MIX, GRADE PG 64-22		
200	TON	ASPHALT PLANT MIX, PAVEMENT REPAIR		
13	EA	RIGHT OF WAY MARKERS		
45	CY	SUBDRAIN EXCAVATION		
34	CY	SUBDRAIN FINE AGGREGATE		
200	LF	6" PERFORATED SUBDRAIN PIPE		
6	EA	6" SUBDRAIN PIPE WYES, TEES, & ELBOWS		
1	EA	CONCRETE PAD FOR SUBDRAIN PIPE OUTLET		
6	LF	6" OUTLET PIPE (SUBDRAINS)		
5	EA	MASONRY DRAINAGE STRUCTURES		
5	EA	FRAME WITH TWO GRATES, STD 840.29		
1,289	LF	SHOULDER BERM GUTTER		
1,850	LF	STEEL BM GUARDRAIL		
4	EA	STEEL BM GUARDRAIL TERMINAL SECTIONS		
5	EA	ADDITIONAL GUARDRAIL POSTS		
4	EA	GUARDRAIL ANCHOR UNITS, TYPE III		
4	EA	GUARDRAIL ANCHOR UNITS, TYPE 350		
255	TON	PLAIN RIP RAP, CLASS B		
2,315	SY	FILTER FABRIC FOR DRAINAGE		
12	SF	CONTRACTOR FURNISHED, TYPE *** SIGN (D)		
43.25	SF	CONTRACTOR FURNISHED, TYPE *** SIGN (E)		
184	LF	SUPPORTS, 3-LB STEEL U-CHANNEL		
1	EA	SIGN ERECTION, TYPE D		
11	EA	SIGN ERECTION, TYPE E		
2	EA	RELOCATE SIGN, TYPE ***** (E)		
32	EA	DISPOSAL OF SIGN SYSTEM, U-CHANNEL		
555	SF	WORK ZONE SIGNS (STATIONARY)		
134	SF	WORK ZONE SIGNS (BARRICADE MOUNTED)		
4	EA	WARNING FLAG SETS		
100	EA	DRUMS		

192	LF	BARRICADES (TYPE III)		
100	MD	FLAGGER		
38	EA	TEMPORARY RAISED PAVEMENT MARKERS		
4,096	LF	THERMOPLASTIC PAVEMENT MARKING LINES (4", 90 MILS)		
4,122	LF	THERMOPLASTIC PAVEMENT MARKING LINES (4", 120 MILS)		
125	LF	THERMOPLASTIC PAVEMENT MARKING LINES (8", 90 MILS)		
55	LF	THERMOPLASTIC PAVEMENT MARKING LINES (24", 120 MILS)		
2,180	LF	COLD APPLIED PLASTIC PAVEMENT MARKING LINES (4")		
16,434	LF	PAINT PAVEMENT MARKING LINES (4")		
250	LF	PAINT PAVEMENT MARKING LINES (8")		
108	LF	PAINT PAVEMENT MARKING LINES (24")		
38	EA	PERMANENT RAISED PAVEMENT MARKERS		
6	EA	7' U-CHANNEL POSTS		
6	EA	OBJECT MARKERS (END OF ROAD)		
2	TON	FOUNDATION CONDITIONING MATERIAL, UTILITIES CLASS ***** (VI)		
2	TON	BEDDING MATERIAL, UTILITIES CLASS ***** (IV)		
17	LF	3/4" COPPER WATER PIPE, TYPE K		
148	LF	2" PVC WATER PIPE, SDR ***** (SDR 21, 200 # WP)		
2	EA	3/4" CORPORATION STOP		
1	EA	*** GATE VALVE & VALVE BOX, *****WP (2", 200#)		
2	EA	***X*** TAPPING SADDLE (2" X 3/4")		
2	EA	RELOCATE EXISTING WATER METER		
1,825	LF	TEMPORARY SILT FENCE		
115	TON	STONE FOR EROSION CONTROL, CLASS A		
700	TON	STONE FOR EROSION CONTROL, CLASS B		
900	TON	SEDIMENT CONTROL STONE		
4	ACR	TEMPORARY MULCHING		
150	LB	SEED FOR TEMPORARY SEEDING		
0.75	TON	FERTILIZER FOR TEMPORARY SEEDING		
400	LF	TEMPORARY SLOPE DRAINS		
7	EA	INLET PROTECTION AT TEMPORARY SLOPE DRAINS		
1,700	CY	SILT EXCAVATION		
900	SY	SYNTHETIC ROVING		
1,800	SY	MATTING FOR EROSION CONTROL		
60	LF	1/4" HARDWARE CLOTH		
30	EA	SPECIAL STILLING BASINS		
10.2	ACR	SEEDING & MULCHING		
2.5	ACR	MOWING		
50	LB	SEED FOR REPAIR SEEDING		
0.25	TON	FERTILIZER FOR REPAIR SEEDING		
100	LB	SEED FOR SUPPLEMENTAL SEEDING		
5.75	TON	FERTILIZER TOPDRESSING		
4	HR	SPECIALIZED HAND MOWING		
8	EA	RESPONSE FOR EROSION CONTROL		
1.5	ACR	REFORESTATION		

STRUCTURE ITEMS

Lump Sum	LS	CONSTRUCTION, MAINTENANCE, & REMOVAL OF TEMP ACCESS AT STA ***** (26+56.50-L-)		
Lump Sum	LS	REMOVAL OF EXISTING STRUCTURE AT STATION ***** (26+56.50-L-)		



184.5	LF	***.***" DIA DRILLED PIERS IN SOIL (4'-0")
135	LF	***.***" DIA DRILLED PIERS NOT IN SOIL (4'-0")
171.6	LF	PERMANENT STEEL CASING FOR ***.***" DIA DRILLED PIER (4'-0")
3	EA	SPT TESTING
5	EA	CROSSHOLE SONIC LOGGING
1,728	LF	CSL TUBES
20,796	SF	REINFORCED CONCRETE DECK SLAB
14,619	SF	GROOVING BRIDGE FLOORS
252.6	CY	CLASS A CONCRETE (BRIDGE)
Lump Sum	LS	BRIDGE APPROACH SLABS, STATION ***** (26+56.50-L-)
90,908	LB	REINFORCING STEEL (BRIDGE)
13,787	LB	SPIRAL COLUMN REINFORCING STEEL (BRIDGE)
2,686.46	LF	54" PRESTRESSED CONCRETE GIRDERS
555	LF	HP12X53 STEEL PILES
535	LF	THREE BAR METAL RAIL
542.5	LF	CONCRETE BARRIER RAIL
596	TON	PLAIN RIP RAP CLASS II (2'-0" THICK)
665	SY	FILTER FABRIC FOR DRAINAGE
Lump Sum	LS	ELASTOMERIC BEARINGS
Lump Sum	LS	EXPANSION JOINT SEALS

## FEDERAL AID PROPOSAL, CONTRACTOR LICENSE NOT REQUIRED TO BID

L030916 012

CONTRACT ID : C200770 34293.3.1

DIV OFFICE WINSTON-SALEM

LENGTH = 10.750 MI

COUNTY : ALAMANCE, GUILFORD

ITS.

DBE GOAL 0.0% COMPLETION DATE : SEP 01 2004

## I-85 / I-40 CORRIDOR INTEGRATION OF TRIAD REGIONAL TMC &amp; CITY OF BURLINGTON'S REGIONAL CAMERA SYSTEM.

## ROADWAY ITEMS

Lump Sum	LS	MOBILIZATION
893	SF	WORK ZONE SIGNS (PORTABLE)
2	EA	FLASHING ARROW PANELS, TYPE C
2	EA	CHANGEABLE MESSAGE SIGNS
4	EA	WARNING FLAG SETS
225	EA	DRUMS
33	EA	CONES
300	HR	FLAGGER
3	EA	TRUCK MOUNTED IMPACT ATTENUATOR (60 MPH)
58,000	LF	TRACER WIRE
550	LF	DIRECTIONAL DRILL POLYETHYLENE CONDUIT, 1-1/4" (** CONDUIT) (2)
3,600	LF	DIRECTIONAL DRILL OUTER-DUCT CONDUIT, 5"
13,000	LF	TRENCH MULTI-DUCT, 1-1/4" (** CONDUIT) (4)
3,600	LF	MULTI-DUCT, 1-1/4" IN OUTER-DUCT (** CONDUIT) (4)
62,000	LF	COMMUNICATIONS CABLE (**FIBER) (144)
850	LF	DROP CABLE
11	EA	AERIAL SPLICE ENCLOSURE
3	EA	INTERCONNECT CENTER
51	EA	DELINEATOR MARKER
1	EA	CABINET BASE ADAPTER
1	EA	SPLICE CABINET
1	EA	GENERIC SIGNAL ITEM CABINET FOUNDATION
4	EA	GENERIC SIGNAL ITEM FIBER OPTIC TRANSCEIVER WITH DATA (FOT)
1	EA	GENERIC SIGNAL ITEM FURNISH FOT
1	EA	GENERIC SIGNAL ITEM FURNISH VOR-D
1	EA	GENERIC SIGNAL ITEM FURNISH VORDEMUX
1	EA	GENERIC SIGNAL ITEM FURNISH VOT-D
1	EA	GENERIC SIGNAL ITEM FURNISH VOTMUX
113	EA	GENERIC SIGNAL ITEM JUNCTION BOX (OVER-SIZED)
1	EA	GENERIC SIGNAL ITEM MODIFY EXISTING SPLICE ENCLOSURE
2	EA	GENERIC SIGNAL ITEM VIDEO OPTICAL RECEIVER (VOR)
4	EA	GENERIC SIGNAL ITEM VIDEO OPTICAL RECEIVER DEMULTIPLEXER (VORDEMUX)
4	EA	GENERIC SIGNAL ITEM VIDEO OPTICAL TRANSMITTER MULTIPLEXER (VOTMUX)
2	EA	GENERIC SIGNAL ITEM VIDEO OPTICAL TRANSMITTER (VOT)
Lump Sum	LS	GENERIC SIGNAL ITEM BURLINGTON SMS BUILDING MODIFICATION
Lump Sum	LS	GENERIC SIGNAL ITEM REST AREA BUILDING MODIFICATION
Lump Sum	LS	GENERIC SIGNAL ITEM TRTMC BUILDING MODIFICATION
41,000	LF	GENERIC SIGNAL ITEM UNDERGROUND MULTI-DUCT CONDUIT 1-1/4" (31.75MM) (4 CONDUIT)

## STATE FUNDED PROPOSAL, CONTRACTOR LICENSE REQUIRED TO BID

L030916 013

CONTRACT ID : C200879 36483

DIV OFFICE GREENSBORO

LENGTH = 2.738 MI

COUNTY : ALAMANCE, GUILFORD

GRADING, MILLING, RESURFACING &amp; GUARDRAIL.

MBE GOAL 5.0% WBE 3.0% COMPLETION DATE : SEP 30 2004

US-70 FROM WEST OF WESTBROOK AVE TO NC-100 AND SR-2748 AT THE INTERSECTION WITH US-70.

## ROADWAY ITEMS

Lump Sum	LS	MOBILIZATION
Lump Sum	LS	GRADING
100	CY	UNDERCUT EXCAVATION
55	TON	FOUNDATION CONDITIONING MATERIAL, MINOR STRS
448	LF	15" RC PIPE CULVERTS, CLASS III
48	LF	24" RC PIPE CULVERTS, CLASS III
40	LF	PIPE REMOVAL
500	LB	SEALING EXISTING PAVEMENT CRACKS & JOINTS
74	TON	INCIDENTAL STONE BASE
5.34	SMI	SHOULDER RECONSTRUCTION
32,112	SY	MILLING ASPHALT PAVEMENT, **** DEPTH (2-1/2")
3,110	TON	ASPHALT CONC BASE COURSE, TYPE B25.0B
5,843	TON	ASPHALT CONC INTERMEDIATE COURSE, TYPE I19.0B
6,436	TON	ASPHALT CONC SURFACE COURSE, TYPE S9.5B
828	TON	ASPHALT BINDER FOR PLANT MIX, GRADE PG 64-22
2	EA	MASONRY DRAINAGE STRUCTURES
2	EA	FRAME WITH TWO GRATES, STD 840.29
400	LF	GENERIC PAVING ITEM 6" X 8" ASPHALT CURB
3	EA	ADJUSTMENT OF DROP INLETS
2	EA	ADJUSTMENT OF METER BOXES OR VALVE BOXES
362.5	LF	STEEL BM GUARDRAIL
4	EA	GUARDRAIL ANCHOR UNITS, TYPE 350
60	TON	PLAIN RIP RAP, CLASS A
315	SY	FILTER FABRIC FOR DRAINAGE
24,460	LF	THERMOPLASTIC PAVEMENT MARKING LINES (4", 90 MILS)
31,865	LF	THERMOPLASTIC PAVEMENT MARKING LINES (4", 120 MILS)
40	LF	THERMOPLASTIC PAVEMENT MARKING LINES (6", 120 MILS)
195	LF	THERMOPLASTIC PAVEMENT MARKING LINES (8", 90 MILS)
115	LF	THERMOPLASTIC PAVEMENT MARKING LINES (24", 120 MILS)
24	EA	THERMOPLASTIC PAVEMENT MARKING SYMBOL (90 MILS)
280	EA	SNOWPLOWABLE RAISED PAVEMENT MARKERS
13	TON	FOUNDATION CONDITIONING MATERIAL, UTILITIES CLASS ***** (VI)
13	TON	BEDDING MATERIAL, UTILITIES CLASS ***** (IV)
248.8	LF	8" DI WATER PIPE, PC 350
330	LB	DUCTILE IRON WATER PIPE FITTINGS, 250# MIN WP
1	EA	8" GATE VALVE & VALVE BOX, *****WP (200# WP)
35	TON	STONE FOR EROSION CONTROL, CLASS B
8	TON	SEDIMENT CONTROL STONE
25	CY	SILT EXCAVATION
2.45	ACR	SEEDING & MULCHING
1.3	ACR	GENERIC EROSION CONTROL ITEM RESIDENTIAL SEEDING
4	EA	JUNCTION BOX (STANDARD SIZE)
300	LF	INDUCTIVE LOOP SAWCUT
100	LF	LEAD-IN CABLE

FEDERAL AID PROPOSAL, CONTRACTOR LICENSE NOT REQUIRED TO BID

L030916 014

CONTRACT ID : C200766 33180.3.1

DIV OFFICE ABERDEEN

LENGTH = 0.179 MI

COUNTY : CHATHAM

GRADING, DRAINAGE, PAVING & STRUCTURE.

DBE GOAL 10.0% COMPLETION DATE : NOV 01 2004

BRIDGE OVER BEAR CREEK AND APPROACHES ON SR-1009.

**ROADWAY ITEMS**

Lump Sum	LS	MOBILIZATION
Lump Sum	LS	CONSTRUCTION SURVEYING
Lump Sum	LS	REINFORCED BRIDGE APPROACH FILL, STATION ***** (17+58.00-L-)
Lump Sum	LS	GRADING
1	ACR	SUPPLEMENTARY CLEARING & GRUB-BING
23	CY	DRAINAGE DITCH EXCAVATION
11	TON	FOUNDATION CONDITIONING MATERIAL, MINOR STRS
28	LF	15" SIDE DRAIN PIPE
56	LF	18" SIDE DRAIN PIPE
16	LF	15" RC PIPE CULVERTS, CLASS III
60	LF	PIPE REMOVAL
50	TON	INCIDENTAL STONE BASE
235	SY	INCIDENTAL MILLING
380	TON	ASPHALT CONC BASE COURSE, TYPE B25.0B
275	TON	ASPHALT CONC INTERMEDIATE COURSE, TYPE I19.0B
200	TON	ASPHALT CONC SURFACE COURSE, TYPE S9.5A
43	TON	ASPHALT BINDER FOR PLANT MIX, GRADE PG 64-22
1	EA	MASONRY DRAINAGE STRUCTURES
1	EA	FRAME WITH TWO GRATES, STD 840.29
124	LF	SHOULDER BERM GUTTER
75	SY	6" CONCRETE DRIVEWAY
400	LF	STEEL BM GUARDRAIL
5	EA	ADDITIONAL GUARDRAIL POSTS
4	EA	GUARDRAIL ANCHOR UNITS, TYPE III
4	EA	GUARDRAIL ANCHOR UNITS, TYPE 350
440	LF	WOVEN WIRE FENCE RESET
12	TON	PLAIN RIP RAP, CLASS I
34	TON	PLAIN RIP RAP, CLASS B
645	SY	FILTER FABRIC FOR DRAINAGE
1	EA	PREFORMED SCOUR HOLES WITH LEVEL SPREADER APRON
37.25	SF	CONTRACTOR FURNISHED, TYPE *** SIGN (E)
69	LF	SUPPORTS, 3-LB STEEL U-CHANNEL
6	EA	SIGN ERECTION, TYPE E
1	EA	RELOCATE SIGN, TYPE ***** (E)
14	EA	DISPOSAL OF SIGN SYSTEM, U-CHANNEL
320	SF	WORK ZONE SIGNS (STATIONARY)
94	SF	WORK ZONE SIGNS (BARRICADE MOUNTED)
4	EA	WARNING FLAG SETS
50	EA	DRUMS
64	LF	BARRICADES (TYPE III)
7,600	LF	PAINT PAVEMENT MARKING LINES (4")
12	EA	PERMANENT RAISED PAVEMENT MARKERS
275	LF	TEMPORARY SILT FENCE
75	TON	STONE FOR EROSION CONTROL, CLASS A
150	TON	STONE FOR EROSION CONTROL, CLASS B
220	TON	SEDIMENT CONTROL STONE
1	ACR	TEMPORARY MULCHING
50	LB	SEED FOR TEMPORARY SEEDING
0.25	TON	FERTILIZER FOR TEMPORARY SEEDING
16	LF	TEMPORARY SLOPE DRAINS
2	EA	INLET PROTECTION AT TEMPORARY SLOPE DRAINS

400	CY	SILT EXCAVATION
350	SY	SYNTHETIC ROVING
525	SY	MATTING FOR EROSION CONTROL
56	SY	PERMANENT SOIL REINFORCEMENT MAT
20	LF	1/4" HARDWARE CLOTH
8	EA	SPECIAL STILLING BASINS
1	ACR	SEEDING & MULCHING
0.5	ACR	MOWING
50	LB	SEED FOR REPAIR SEEDING
0.25	TON	FERTILIZER FOR REPAIR SEEDING
50	LB	SEED FOR SUPPLEMENTAL SEEDING
0.75	TON	FERTILIZER TOPDRESSING
1	HR	SPECIALIZED HAND MOWING
8	EA	RESPONSE FOR EROSION CONTROL

**STRUCTURE ITEMS**

Lump Sum	LS	REMOVAL OF EXISTING STRUCTURE AT STATION ***** (17+58.00-L-)
25	LF	***-*** DIA DRILLED PIERS IN SOIL (4'-0")
30	LF	***-*** DIA DRILLED PIERS NOT IN SOIL (4'-0")
19	LF	PERMANENT STEEL CASING FOR ***-*** DIA DRILLED PIER (4'-0")
1	EA	CROSSHOLE SONIC LOGGING
260	LF	CSL TUBES
Lump Sum	LS	UNCLASSIFIED STRUCTURE EXCAVATION AT STATION ***** (17+58.00-L-)
4,493	SF	REINFORCED CONCRETE DECK SLAB
3,686	SF	GROOVING BRIDGE FLOORS
99.3	CY	CLASS A CONCRETE (BRIDGE)
Lump Sum	LS	BRIDGE APPROACH SLABS, STATION ***** (17+58.00-L-)
20,752	LB	REINFORCING STEEL (BRIDGE)
3,299	LB	SPIRAL COLUMN REINFORCING STEEL (BRIDGE)
541.92	LF	36" PRESTRESSED CONCRETE GIR-DERS
210	LF	HP12X53 STEEL PILES
260.17	LF	TWO BAR METAL RAIL
275.65	LF	1'-***X ***** CONCRETE PARA-PET (1'-2" X 2'-6")
204	TON	PLAIN RIP RAP CLASS II (2'-0" THICK)
227	SY	FILTER FABRIC FOR DRAINAGE
Lump Sum	LS	ELASTOMERIC BEARINGS
Lump Sum	LS	EVAZOTE JOINT SEALS

FEDERAL AID PROPOSAL, CONTRACTOR LICENSE NOT REQUIRED TO BID

L030916 015

CONTRACT ID : C200492 32951.3.2

DIV OFFICE WINSTON-SALEM

LENGTH = 0.161 MI

COUNTY : ROWAN

GRADING, DRAINAGE, PAVING & STRUCTURE.

DBE GOAL 5.0% COMPLETION DATE : SEE SPECIAL PROVISIONS

BRIDGE OVER NORFOLK SOUTHERN CORPORATION & APPROACHES ON SR-2200 (EAST INNES ST).

ROADWAY ITEMS					
			2	EA	RESET TEMPORARY CRASH CUSHIONS
			2	EA	TRUCK MOUNTED IMPACT ATTENUATOR (45 MPH)
Lump Sum	LS	MOBILIZATION	500	LF	PORTABLE CONCRETE BARRIER
40	CY	GENERIC MISCELLANEOUS ITEM BEDDING MATL FOR MEDIAN PLANTER	200	LF	PORTABLE CONCRETE BARRIER (ANCHORED)
12	CY	GENERIC MISCELLANEOUS ITEM RAISE EXIST MASONRY WALL	530	LF	RESET PORTABLE CONCRETE BARRIER
Lump Sum	LS	REINFORCED BRIDGE APPROACH FILL, STATION ***** (15+30)	200	HR	POLICE
Lump Sum	LS	GRADING	345	LF	REMOVABLE TAPE PAVEMENT MARKING LINES (4")
1	ACR	SUPPLEMENTARY CLEARING & GRUBBING	8	EA	REMOVABLE TAPE PAVEMENT MARKING CHARACTER
900	SF	TEMPORARY SHORING	4	EA	REMOVABLE TAPE PAVEMENT MARKING SYMBOL
4	LF	15" RC PIPE CULVERTS, CLASS III	104	EA	TEMPORARY RAISED PAVEMENT MARKERS
20	TON	INCIDENTAL STONE BASE	4,420	LF	THERMOPLASTIC PAVEMENT MARKING LINES (4", 120 MILS)
1,970	SY	MILLING ASPHALT PAVEMENT, **** DEPTH (1-1/2")	500	LF	THERMOPLASTIC PAVEMENT MARKING LINES (8", 120 MILS)
1,690	TON	ASPHALT CONC BASE COURSE, TYPE B25.0C	210	LF	THERMOPLASTIC PAVEMENT MARKING LINES (24", 120 MILS)
59	TON	ASPHALT CONC INTERMEDIATE COURSE, TYPE I19.0B	30	EA	THERMOPLASTIC PAVEMENT MARKING SYMBOL (90 MILS)
765	TON	ASPHALT CONC INTERMEDIATE COURSE, TYPE I19.0C	50	LF	COLD APPLIED PLASTIC PAVEMENT MARKING LINES (4")
35	TON	ASPHALT CONC SURFACE COURSE, TYPE S9.5A	8,000	LF	PAINT PAVEMENT MARKING LINES (4")
1,020	TON	ASPHALT CONC SURFACE COURSE, TYPE S9.5C	180	LF	PAINT PAVEMENT MARKING LINES (24")
114	TON	ASPHALT BINDER FOR PLANT MIX, GRADE PG 64-22	56	EA	PAINT PAVEMENT MARKING SYMBOL
67	TON	ASPHALT BINDER FOR PLANT MIX, GRADE PG 70-22	6,448	LF	REMOVAL OF PAVEMENT MARKING LINES (4")
20	TON	ASPHALT PLANT MIX, PAVEMENT REPAIR	40	LF	REMOVAL OF PAVEMENT MARKING LINES (24")
0.5	CY	PIPE COLLARS	30	EA	REMOVAL OF PAVEMENT MARKING SYMBOLS & CHARACTERS
1	EA	MASONRY DRAINAGE STRUCTURES	60	EA	PERMANENT RAISED PAVEMENT MARKERS
1	EA	FRAME WITH GRATE & HOOD, STD 840.03, TYPE ** (E)	Lump Sum	LS	PORTABLE LIGHTING
1	EA	FRAME WITH GRATE & HOOD, STD 840.03, TYPE ** (G)	19.5	TON	FOUNDATION CONDITIONING MATERIAL, UTILITIES CLASS ***** (VI)
650	LF	1'-6" CONCRETE CURB & GUTTER	19.5	TON	BEDDING MATERIAL, UTILITIES CLASS ***** (IV)
710	LF	2'-6" CONCRETE CURB & GUTTER	66	TON	PAVEMENT REPAIR FOR UTILITY WORK
220	SY	4" CONCRETE SIDEWALK	20	LF	6" DI WATER PIPE, CLASS ***** (PC 350)
25	SY	CONCRETE WHEELCHAIR RAMPS	1,290	LB	DI RESTRAINED JOINT WATER PIPE FITTINGS, 250# MIN WP (PC 350)
75	SY	6" CONCRETE DRIVEWAY	126	LF	3/4" COPPER WATER PIPE, TYPE K
60	SY	5" MONOLITHIC CONCRETE ISLANDS (KEYED IN)	3	EA	3/4" CORPORATION STOP
250	SY	GENERIC PAVING ITEM REMOVE & REUSE EXISTING BRICK SIDEWALK	1	EA	6" GATE VALVE & VALVE BOX, 200# WP
200	SY	GENERIC PAVING ITEM REMOVE & REUSE EXISTING SIDEWALK PAVERS	3	EA	***X*** TAPPING SADDLE (3/4" X 10")
150	LF	GENERIC PAVING ITEM REMOVE & REUSE EXISTING GRANITE CURB & GUTTER	3	EA	REMOVE EXISTING WATER METER
1	EA	ADJUSTMENT OF CATCH BASINS	1	EA	RELOCATE EXISTING FIRE HYDRANT
1	EA	ADJUSTMENT OF DROP INLETS	184	LF	GENERIC UTILITY ITEM 12" DI RESTRAINED JOINT WATER PIPE, PC 350
150	SY	FILTER FABRIC FOR DRAINAGE	870	LF	TEMPORARY SILT FENCE
1,200	SF	WORK ZONE SIGNS (STATIONARY)	50	TON	STONE FOR EROSION CONTROL, CLASS A
600	SF	WORK ZONE SIGNS (PORTABLE)	120	TON	STONE FOR EROSION CONTROL, CLASS B
97	SF	WORK ZONE SIGNS (BARRICADE MOUNTED)	45	TON	SEDIMENT CONTROL STONE
2	EA	FLASHING ARROW PANELS, TYPE C	0.5	ACR	TEMPORARY MULCHING
3	EA	CHANGEABLE MESSAGE SIGNS	50	LB	SEED FOR TEMPORARY SEEDING
8	EA	WARNING FLAG SETS	0.25	TON	FERTILIZER FOR TEMPORARY SEEDING
200	EA	DRUMS	235	CY	SILT EXCAVATION
30	EA	CONES	280	SY	SYNTHETIC ROVING
30	LF	BARRICADES (TYPE II)	140	SY	MATTING FOR EROSION CONTROL
165	LF	BARRICADES (TYPE III)	40	LF	1/4" HARDWARE CLOTH
600	HR	FLAGGER	0.5	ACR	SEEDING & MULCHING
26	EA	WARNING LIGHTS (TYPE B)			
1	EA	TEMPORARY CRASH CUSHIONS			

0.5	ACR	MOWING
50	LB	SEED FOR REPAIR SEEDING
0.25	TON	FERTILIZER FOR REPAIR SEEDING
50	LB	SEED FOR SUPPLEMENTAL SEEDING
0.25	TON	FERTILIZER TOPDRESSING
2	HR	SPECIALIZED HAND MOWING
8	EA	RESPONSE FOR EROSION CONTROL
50	LF	SIGNAL CABLE
2	EA	VEHICLE SIGNAL HEAD (**, ** SECTION) (12", 1 SECTION)
30	EA	VEHICLE SIGNAL HEAD (8", 3 SECTION)
20	EA	VEHICLE SIGNAL HEAD (12", 3 SECTION)
2	EA	VEHICLE SIGNAL HEAD (12", 4 SECTION)
1,090	LF	MESSENGER CABLE (1/4")
385	LF	TRACER WIRE
385	LF	TRENCHING (PAVED)
6	EA	JUNCTION BOX (STANDARD SIZE)
2	EA	JUNCTION BOX (OVER-SIZED)
1	EA	GUY ASSEMBLY
2	EA	2" RISER WITH HEAT SHRINK TUBING
1,530	LF	INDUCTIVE LOOP SAWCUT
1,280	LF	LEAD-IN CABLE
1,815	LF	COMMUNICATIONS CABLE (**FIBER) (12)
22	EA	SIGN FOR SIGNALS

**STRUCTURE ITEMS**

Lump Sum	LS	REMOVAL OF EXISTING STRUCTURE AT STATION ***** (15+46.88-L-)
418	CY	UNCLASSIFIED STRUCTURE EXCAVATION
7,915	SF	REINFORCED CONCRETE DECK SLAB
5,815	SF	GROOVING BRIDGE FLOORS
80.2	CY	CLASS A CONCRETE (BRIDGE)
Lump Sum	LS	BRIDGE APPROACH SLABS, STATION ***** (15+46.88-L-)
12,560	LB	REINFORCING STEEL (BRIDGE)
373,200	LS	APPROX ..... LBS STRUCTURAL STEEL
2,755	LF	HP12X53 STEEL PILES
237	LF	1'-**"X ***** CONCRETE PARAPET (1'-8" X 2'-4")
322	SY	4" SLOPE PROTECTION
Lump Sum	LS	ELASTOMERIC BEARINGS
Lump Sum	LS	EVAZOTE JOINT SEALS
Lump Sum	LS	ELECTRICAL CONDUIT SYSTEM, STA ***** (15+46.88-L-)
Lump Sum	LS	GENERIC STRUCTURE ITEM AESTHETICALLY TREATED CONCRETE SIDEWALKS AND ISLAND
Lump Sum	LS	GENERIC STRUCTURE ITEM INSTALL 12" WATER MAIN
207.84	LF	GENERIC STRUCTURE ITEM METAL RAIL

STATE FUNDED PROPOSAL, CONTRACTOR LICENSE REQUIRED TO BID

L030916 016

CONTRACT ID : C200771 34931.3.2

DIV OFFICE WINSTON-SALEM

LENGTH = 0.582 MI

COUNTY : DAVIDSON

GRADING, DRAINAGE, PAVING & SIGNALS.

MBE GOAL 5.0% WBE 3.0% COMPLETION DATE : OCT 01 2004

SR-2185 (JULIAN AVE) FROM EAST HOLLY HILL RD TO MULTI-LANE SECTION AT WARNER ST IN THOMASVILLE.

ROADWAY ITEMS					
			24	EA	TEMPORARY RAISED PAVEMENT MARKERS
			10,058	LF	THERMOPLASTIC PAVEMENT MARKING LINES (4", 120 MILS)
			200	LF	THERMOPLASTIC PAVEMENT MARKING LINES (8", 90 MILS)
			300	LF	THERMOPLASTIC PAVEMENT MARKING LINES (24", 120 MILS)
			32	EA	THERMOPLASTIC PAVEMENT MARKING SYMBOL (90 MILS)
			1,939	LF	PAINT PAVEMENT MARKING LINES (4")
			60	LF	PAINT PAVEMENT MARKING LINES (24")
			8	EA	PAINT PAVEMENT MARKING SYMBOL
			1,000	LF	REMOVAL OF PAVEMENT MARKING LINES (4")
			4	EA	REMOVAL OF PAVEMENT MARKING SYMBOLS & CHARACTERS
			260	EA	SNOWFLOWABLE RAISED PAVEMENT MARKERS
			8	TON	FOUNDATION CONDITIONING MATERIAL, UTILITIES CLASS ***** (VI)
			8	TON	BEDDING MATERIAL, UTILITIES CLASS ***** (IV)
			1	TON	PAVEMENT REPAIR FOR UTILITY WORK
			142	LF	6" DI WATER PIPE, PC 350
			450	LF	3/4" COPPER WATER PIPE, TYPE K
			21	EA	RELOCATE EXISTING WATER METER
			4	EA	RELOCATE EXISTING FIRE HYDRANT
			30	LF	8" DI SEWER PIPE, PC 350
			1	EA	4' DIA PRECAST CONC SEWER MANHOLE 0-6' DEPTH
			1.25	LF	PRECAST CONC MANHOLE WALL, " DIA, OVER 6' HT (4')
			30	LF	FILL OR REMOVE ABANDONED *** PIPE, ***** (8", DI SEWER)
			955	LF	TEMPORARY SILT FENCE
			75	TON	STONE FOR EROSION CONTROL, CLASS A
			110	TON	STONE FOR EROSION CONTROL, CLASS B
			180	TON	SEDIMENT CONTROL STONE
			1.5	ACR	TEMPORARY MULCHING
			100	LB	SEED FOR TEMPORARY SEEDING
			0.25	TON	FERTILIZER FOR TEMPORARY SEEDING
			30	CY	SILT EXCAVATION
			1,075	SY	SYNTHETIC ROVING
			1,075	SY	MATTING FOR EROSION CONTROL
			500	LF	1/4" HARDWARE CLOTH
			2	ACR	SEEDING & MULCHING
			1	ACR	MOWING
			50	LB	SEED FOR REPAIR SEEDING
			0.25	TON	FERTILIZER FOR REPAIR SEEDING
			50	LB	SEED FOR SUPPLEMENTAL SEEDING
			1.25	TON	FERTILIZER TOPDRESSING
			8	EA	RESPONSE FOR EROSION CONTROL
			1,140	LF	SIGNAL CABLE
			12	EA	VEHICLE SIGNAL HEAD (12", 3 SECTION)
			600	LF	MESSENGER CABLE (3/8")
			380	LF	TRENCHING (UNPAVED)
			8	EA	JUNCTION BOX (STANDARD SIZE)
			1	EA	WOOD POLE
			4	EA	GUY ASSEMBLY
			1	EA	2" RISER WITH WEATHERHEAD
			1,730	LF	INDUCTIVE LOOP SAWCUT
			1,500	LF	LEAD-IN CABLE
			4	EA	METAL STRAIN SIGNAL POLE
			4	EA	METAL SIGNAL POLE FOUNDATION
			1	EA	SIGN FOR SIGNALS
			2	EA	SIGNAL CABINET FOUNDATION
			2	EA	CABINET BASE ADAPTER
Lump Sum	LS	MOBILIZATION			
1	ACR	SUPPLEMENTARY CLEARING & GRUB-BING			
15	CY	UNDERCUT EXCAVATION			
Lump Sum	LS	GRADING			
11,550	SY	REMOVAL OF EXISTING ASPHALT PAVEMENT			
250	TON	FOUNDATION CONDITIONING MATERIAL, MINOR STRS			
148	LF	12" RC PIPE CULVERTS, CLASS III			
1,120	LF	15" RC PIPE CULVERTS, CLASS III			
232	LF	18" RC PIPE CULVERTS, CLASS III			
480	LF	24" RC PIPE CULVERTS, CLASS III			
368	LF	30" RC PIPE CULVERTS, CLASS III			
630	LF	PIPE REMOVAL			
1	EA	PIPE CLEAN-OUT			
300	TON	INCIDENTAL STONE BASE			
4,075	SY	MILLING ASPHALT PAVEMENT, **** DEPTH (1-1/2")			
50	SY	INCIDENTAL MILLING			
6,625	TON	ASPHALT CONC BASE COURSE, TYPE B25.0C			
3,875	TON	ASPHALT CONC INTERMEDIATE COURSE, TYPE I19.0C			
3,150	TON	ASPHALT CONC SURFACE COURSE, TYPE S9.5C			
468	TON	ASPHALT BINDER FOR PLANT MIX, GRADE PG 64-22			
205	TON	ASPHALT BINDER FOR PLANT MIX, GRADE PG 70-22			
0.13	CY	PIPE PLUGS			
32	EA	MASONRY DRAINAGE STRUCTURES			
31.2	CY	MASONRY DRAINAGE STRUCTURES			
3.59	LF	MASONRY DRAINAGE STRUCTURES			
10	EA	FRAME WITH TWO GRATES, STD 840.16			
6	EA	FRAME WITH GRATE & HOOD, STD 840.03, TYPE ** (E)			
7	EA	FRAME WITH GRATE & HOOD, STD 840.03, TYPE ** (F)			
7	EA	FRAME WITH GRATE & HOOD, STD 840.03, TYPE ** (G)			
3	EA	FRAME WITH COVER, STD 840.54			
3,455	LF	2'-6" CONCRETE CURB & GUTTER			
625	SY	4" CONCRETE SIDEWALK			
55	SY	CONCRETE WHEELCHAIR RAMPS			
460	SY	6" CONCRETE DRIVEWAY			
8	EA	ADJUSTMENT OF MANHOLES			
31	EA	ADJUSTMENT OF METER BOXES OR VALVE BOXES			
40	TON	PLAIN RIP RAP, CLASS I			
216	SY	FILTER FABRIC FOR DRAINAGE			
870	SF	WORK ZONE SIGNS (STATIONARY)			
224	SF	WORK ZONE SIGNS (PORTABLE)			
196	SF	WORK ZONE SIGNS (BARRICADE MOUNTED)			
2	EA	FLASHING ARROW PANELS, TYPE C			
10	EA	WARNING FLAG SETS			
30	EA	DRUMS			
30	EA	CONES			
88	LF	BARRICADES (TYPE III)			
480	HR	FLAGGER			
2	EA	WARNING LIGHTS (TYPE B)			
1	EA	TRUCK MOUNTED IMPACT ATTENUATOR (45 MPH)			
80	HR	POLICE			

- 2 EA CONTROLLER WITH CABINET (TYPE 2070L, BASE MOUNTED)
- 12 EA DETECTOR CHANNEL (TYPE 2070L)
- 4 EA GENERIC SIGNAL ITEM  
SOIL TEST
- 60 LF GENERIC SIGNAL ITEM  
DRILLED PIER FOUNDATION  
(42" DIAMETER)



FEDERAL AID PROPOSAL, CONTRACTOR LICENSE NOT REQUIRED TO BID

L030916 017

CONTRACT ID : C200870 36364.2.1

DIV OFFICE WINSTON-SALEM

LENGTH = 16.560 MI

COUNTY : RANDOLPH, DAVIDSON

MILLING, RESURFACING & SHOULDER DRAINAGE.

DBE GOAL 10.0% COMPLETION DATE : SEP 30 2004

I-85 FROM I-85 / I-85 BUS SPLIT TO NC-64 & FROM NC-109 IN DAVIDSON COUNTY TO US-311 IN RANDOLPH COUNTY.

ROADWAY ITEMS

Lump Sum	LS	MOBILIZATION
21,866	SY	REMOVAL OF EXISTING CONCRETE PAVEMENT
120	TON	INCIDENTAL STONE BASE
193,636	SY	MILLING ASPHALT PAVEMENT, **** DEPTH (1-1/2")
1,658	SY	MILLING ASPHALT PAVEMENT, **** TO ***** DEPTH (0" TO 1-1/2")
13,712	TON	ASPHALT CONC BASE COURSE, TYPE B25.0C
3,740	TON	ASPHALT CONC INTERMEDIATE COURSE, TYPE I19.0C
109,297	TON	ASPHALT CONC SURFACE COURSE, TYPE S9.5C
766	TON	ASPHALT BINDER FOR PLANT MIX, GRADE PG 64-22
7,104	TON	ASPHALT BINDER FOR PLANT MIX, GRADE PG 70-22
400	TON	PATCHING EXISTING PAVEMENT
346,544	LF	MILLED RUMBLE STRIPS
170,000	LF	SHOULDER DRAIN
170,000	LF	4" SHOULDER DRAIN PIPE
12,000	LF	4" OUTLET PIPE (SHOULDER DRAINS)
350	EA	CONCRETE PAD FOR SHOULDER DRAIN PIPE OUTLET
1,468	SF	WORK ZONE SIGNS (PORTABLE)
8	EA	FLASHING ARROW PANELS, TYPE C
4	EA	CHANGEABLE MESSAGE SIGNS
16	EA	WARNING FLAG SETS
600	EA	DRUMS
8	EA	TRUCK MOUNTED IMPACT ATTENUATOR (60 MPH)
6,800	LF	PORTABLE CONCRETE BARRIER
20,800	LF	RESET PORTABLE CONCRETE BARRIER
429,271	LF	THERMOPLASTIC PAVEMENT MARKING LINES (4", 90 MILS)
90,900	LF	THERMOPLASTIC PAVEMENT MARKING LINES (4", 120 MILS)
11,780	LF	THERMOPLASTIC PAVEMENT MARKING LINES (8", 90 MILS)
52	EA	THERMOPLASTIC PAVEMENT MARKING SYMBOL (90 MILS)
716,460	LF	PAINT PAVEMENT MARKING LINES (4")
23,560	LF	PAINT PAVEMENT MARKING LINES (8")
104	EA	PAINT PAVEMENT MARKING SYMBOL
6,500	EA	SNOWPLOWABLE RAISED PAVEMENT MARKERS
Lump Sum	LS	PORTABLE LIGHTING
2	EA	JUNCTION BOX (STANDARD SIZE)
770	LF	INDUCTIVE LOOP SAWCUT

## FEDERAL AID PROPOSAL, CONTRACTOR LICENSE NOT REQUIRED TO BID

L030916 018

CONTRACT ID : C200871 36365.2.1

DIV OFFICE WINSTON-SALEM

LENGTH = 2.590 MI

COUNTY : DAVIE, FORSYTH

MILLING, RESURFACING &amp; SLAB REPLACEMENT.

DBE GOAL 10.0% COMPLETION DATE : SEP 30 2004

I-40 FROM WEST OF NC-801 IN DAVIE COUNTY TO WEST OF SR-1101 (HARPER RD) IN FORSYTH COUNTY.

## ROADWAY ITEMS

Lump Sum	LS	MOBILIZATION
170	CY	UNDERCUT EXCAVATION
3,800	LB	SEALING EXISTING PAVEMENT CRACKS & JOINTS
18,486	SY	MILLING ASPHALT PAVEMENT, **** DEPTH (1-1/2")
22,514	SY	MILLING ASPHALT PAVEMENT, **** DEPTH (7-1/2")
7,701	TON	ASPHALT CONC BASE COURSE, TYPE B25.0C
3,445	TON	ASPHALT CONC SURFACE COURSE, TYPE S9.5C
332	TON	ASPHALT BINDER FOR PLANT MIX, GRADE PG 64-22
224	TON	ASPHALT BINDER FOR PLANT MIX, GRADE PG 70-22
25,628	LF	MILLED RUMBLE STRIPS
2,129	TON	GENERIC PAVING ITEM ULTRATHIN HOT MIX ASPHALT, TYPE B
87,352	SY	GENERIC PAVING ITEM APPLICATION OF ULTRATHIN HOT MIX ASPHALT
2,000	SY	GENERIC PAVING ITEM REMOVE & REPLACE EXISTING CONCRETE PAVEMENT SLABS
48,500	LB	GENERIC PAVING ITEM CONCRETE PAVEMENT REPAIR
1,220	SF	WORK ZONE SIGNS (STATIONARY)
692	SF	WORK ZONE SIGNS (PORTABLE)
4	EA	FLASHING ARROW PANELS, TYPE C
2	EA	CHANGEABLE MESSAGE SIGNS
4	EA	WARNING FLAG SETS
320	EA	DRUMS
2	EA	TEMPORARY CRASH CUSHIONS
10	EA	RESET TEMPORARY CRASH CUSHIONS
2	EA	TRUCK MOUNTED IMPACT ATTENUA- TOR (60 MPH)
2,000	LF	PORTABLE CONCRETE BARRIER
4,500	LF	RESET PORTABLE CONCRETE BAR- RIER
6,000	LF	REMOVABLE TAPE PAVEMENT MARK- ING LINES (4")
59,674	LF	THERMOPLASTIC PAVEMENT MARKING LINES (4", 90 MILS)
7,340	LF	THERMOPLASTIC PAVEMENT MARKING LINES (4", 120 MILS)
1,830	LF	THERMOPLASTIC PAVEMENT MARKING LINES (8", 90 MILS)
10	EA	THERMOPLASTIC PAVEMENT MARKING SYMBOL (90 MILS)
82,740	LF	PAINT PAVEMENT MARKING LINES (4")
3,660	LF	PAINT PAVEMENT MARKING LINES (8")
20	EA	PAINT PAVEMENT MARKING SYMBOL
726	EA	SNOWFLOWABLE RAISED PAVEMENT MARKERS

## STATE FUNDED PROPOSAL, CONTRACTOR LICENSE REQUIRED TO BID

L030916 019

CONTRACT ID : C200898 36677

DIV OFFICE NORTH WILKESBORO

LENGTH = 7.000 MI

COUNTY : ALLEGHANY

MILLING, RESURFACING, SHLD RECONST, GDRL &amp; PVT MARKINGS.

MBE GOAL 5.0% WBE 3.0% COMPLETION DATE : AUG 01 2004

NC-18 FROM SR-1151 TO NC-88.

## ROADWAY ITEMS

Lump Sum	LS	MOBILIZATION
250	TON	INCIDENTAL STONE BASE
14	SMI	SHOULDER RECONSTRUCTION
82,133	SY	MILLING ASPHALT PAVEMENT, **** DEPTH (2-1/2")
13,009	TON	ASPHALT CONC INTERMEDIATE COURSE, TYPE 119.0B
15,368	TON	ASPHALT CONC SURFACE COURSE, TYPE S9.5B
1,610	TON	ASPHALT BINDER FOR PLANT MIX, GRADE PG 64-22
30	SY	5" MONOLITHIC CONCRETE ISLANDS (SURFACE MOUNTED)
150	LF	STEEL BM GUARDRAIL
14	EA	GUARDRAIL ANCHOR UNITS, TYPE 350
4,400	LF	REMOVE & RESET EXISTING GUARD- RAIL
75,320	LF	THERMOPLASTIC PAVEMENT MARKING LINES (4", 90 MILS)
46,200	LF	THERMOPLASTIC PAVEMENT MARKING LINES (4", 120 MILS)
490	EA	SNOWPLOWABLE RAISED PAVEMENT MARKERS
7	ACR	SEEDING & MULCHING

FEDERAL AID PROPOSAL, CONTRACTOR LICENSE NOT REQUIRED TO BID

L030916 020

CONTRACT ID : C200762 32868.3.3

DIV OFFICE NORTH WILKESBORO

LENGTH = 0.516 MI

COUNTY : ASHE

GRADING, DRAINAGE, PAVING & STRUCTURE.

DBE GOAL 7.0% COMPLETION DATE : SEE SPECIAL PROVISIONS

BRIDGE OVER SR-1539 & NORTH FORK NEW RIVER & APPROACHES ON NC-16.

		ROADWAY ITEMS				
				2	EA	GUARDRAIL ANCHOR UNITS, TYPE CAT-1
				3	EA	GUARDRAIL ANCHOR UNITS, TYPE III
Lump Sum	LS	MOBILIZATION		8	EA	GUARDRAIL ANCHOR UNITS, TYPE 350
Lump Sum	LS	CONSTRUCTION SURVEYING		772	LF	REMOVE EXISTING GUARDRAIL
Lump Sum	LS	REINFORCED BRIDGE APPROACH FILL, STATION ***** (23+81.46)		180	LF	** STRAND BARBED WIRE FENCE WITH POSTS (3)
Lump Sum	LS	GRADING		507	LF	** STRAND BARBED WIRE FENCE WITH POSTS (4)
1	ACR	SUPPLEMENTARY CLEARING & GRUB-BING		1	EA	SINGLE GATES, *** HIGH, *** WIDE, *** OPENING (56" HIGH, 20' WIDE, 20' OPENING)
100	CY	UNDERCUT EXCAVATION		32	TON	PLAIN RIP RAP, CLASS I
100	CY	SELECT GRANULAR MATERIAL		2,250	TON	PLAIN RIP RAP, CLASS II
250	SF	TEMPORARY SHORING		445	TON	PLAIN RIP RAP, CLASS B
160	TON	FOUNDATION CONDITIONING MATERIAL, MINOR STRS		1,580	SY	FILTER FABRIC FOR DRAINAGE
24	LF	15" SIDE DRAIN PIPE		780	SF	WORK ZONE SIGNS (STATIONARY)
800	LF	15" RC PIPE CULVERTS, CLASS III		208	SF	WORK ZONE SIGNS (PORTABLE)
276	LF	18" RC PIPE CULVERTS, CLASS III		52	SF	WORK ZONE SIGNS (BARRICADE MOUNTED)
56	LF	24" RC PIPE CULVERTS, CLASS III		2	EA	CHANGEABLE MESSAGE SIGNS
152	LF	15" BIT COAT CS PIPE CULVERTS, TYPE B 0.064" THICK		3	EA	WARNING FLAG SETS
120	LF	18" BIT COAT CS PIPE CULVERTS, TYPE B 0.064" THICK		127	EA	DRUMS
20	LF	42" BIT COAT CS PIPE CULVERTS, TYPE B 0.109" THICK		54	EA	CONES
6	EA	15" BIT COAT CS PIPE ELBOWS, TYPE B 0.064" THICK		20	LF	BARRICADES (TYPE II)
1	EA	PIPE CLEAN-OUT		180	LF	BARRICADES (TYPE III)
120	TON	AGGREGATE BASE COURSE		1,920	HR	FLAGGER
150	TON	INCIDENTAL STONE BASE		2	EA	WARNING LIGHTS (TYPE B)
1,750	TON	ASPHALT CONC BASE COURSE, TYPE B25.0B		2	EA	TEMPORARY CRASH CUSHIONS
1,510	TON	ASPHALT CONC INTERMEDIATE COURSE, TYPE I19.0B		2	EA	RESET TEMPORARY CRASH CUSHIONS
1,900	TON	ASPHALT CONC SURFACE COURSE, TYPE S9.5B		1	EA	TRUCK MOUNTED IMPACT ATTENUATOR (45 MPH)
270	TON	ASPHALT BINDER FOR PLANT MIX, GRADE PG 64-22		60	LF	PORTABLE CONCRETE BARRIER
65	TON	ASPHALT PLANT MIX, PAVEMENT REPAIR		1,060	LF	PORTABLE CONCRETE BARRIER (ANCHORED)
36	EA	RIGHT OF WAY MARKERS		3,674	LF	REMOVABLE TAPE PAVEMENT MARKING LINES (4")
90	CY	SUBDRAIN EXCAVATION		6	EA	REMOVABLE TAPE PAVEMENT MARKING SYMBOL
68	CY	SUBDRAIN FINE AGGREGATE		584	EA	TEMPORARY RAISED PAVEMENT MARKERS
400	LF	6" PERFORATED SUBDRAIN PIPE		15,031	LF	EPOXY PAVEMENT MARKING LINES (4")
12	EA	6" SUBDRAIN PIPE WYES, TEES, & ELBOWS		255	LF	EPOXY PAVEMENT MARKING LINES (8")
1	EA	CONCRETE PAD FOR SUBDRAIN PIPE OUTLET		34	LF	EPOXY PAVEMENT MARKING LINES (24")
6	LF	6" OUTLET PIPE (SUBDRAINS)		6	EA	EPOXY PAVEMENT MARKING SYMBOL
0.5	CY	PIPE PLUGS		44,938	LF	PAINT PAVEMENT MARKING LINES (4")
16	EA	MASONRY DRAINAGE STRUCTURES		510	LF	PAINT PAVEMENT MARKING LINES (8")
6.4	LF	MASONRY DRAINAGE STRUCTURES		496	LF	PAINT PAVEMENT MARKING LINES (24")
1	EA	FRAME WITH GRATE, STD 840.**** (840.16)		23,000	LF	REMOVAL OF PAVEMENT MARKING LINES (4")
1	EA	FRAME WITH GRATE, STD 840.29		34	LF	REMOVAL OF PAVEMENT MARKING LINES (24")
13	EA	FRAME WITH TWO GRATES, STD 840.29		35	EA	PERMANENT RAISED PAVEMENT MARKERS
400	LF	SHOULDER BERM GUTTER		98	EA	SNOWFLOWABLE RAISED PAVEMENT MARKERS
2,040	LF	CONCRETE EXPRESSWAY GUTTER		1,725	LF	TEMPORARY SILT FENCE
240	SY	4" CONCRETE PAVED DITCH		175	TON	STONE FOR EROSION CONTROL, CLASS A
1,040	LF	PRECAST REINFORCED CONCRETE BARRIER, SINGLE FACED		1,505	TON	STONE FOR EROSION CONTROL, CLASS B
1,200	LF	STEEL BM GUARDRAIL		1,135	TON	SEDIMENT CONTROL STONE
125	LF	STEEL BM GUARDRAIL, SHOP CURVED		5	ACR	TEMPORARY MULCHING
10	EA	ADDITIONAL GUARDRAIL POSTS		200	LB	SEED FOR TEMPORARY SEEDING
1	EA	GUARDRAIL ANCHOR UNITS, TYPE ***** (B-77)		0.75	TON	FERTILIZER FOR TEMPORARY SEEDING
1	EA	GUARDRAIL ANCHOR UNITS, TYPE ***** (III, SHOP CURVED)		150	LF	TEMPORARY SLOPE DRAINS
3	EA	GUARDRAIL ANCHOR UNITS, TYPE AT-1		3	EA	INLET PROTECTION AT TEMPORARY SLOPE DRAINS

			Lump Sum	LS	STRUCTURE DRAINAGE SYSTEM, STA ***** (23+81.46 -L-)	
1,840	CY	SILT EXCAVATION		155	LF	GENERIC STRUCTURE ITEM PILE EXCAVATION IN SOIL
1,050	SY	SYNTHETIC ROVING		40	LF	GENERIC STRUCTURE ITEM PILE EXCAVATION NOT IN SOIL
2,725	SY	MATTING FOR EROSION CONTROL				
360	LF	1/4" HARDWARE CLOTH		1,500	DOL	CONTRACT TIME
24	EA	SPECIAL STILLING BASINS				
5	ACR	SEEDING & MULCHING				
3	ACR	MOWING				
100	LB	SEED FOR REPAIR SEEDING				
0.25	TON	FERTILIZER FOR REPAIR SEEDING				
125	LB	SEED FOR SUPPLEMENTAL SEEDING				
3.75	TON	FERTILIZER TOPDRESSING				
0.2	ACR	SPECIALIZED SEEDING UNDER GUIDERAIL & GUARDRAIL (HARD FESCUE/BUEGRASS)				
4	HR	SPECIALIZED HAND MOWING				
12	EA	RESPONSE FOR EROSION CONTROL				
2,680	LF	SIGNAL CABLE				
8	EA	VEHICLE SIGNAL HEAD (12", 3 SECTION)				
2	EA	STROBE ASSEMBLY				
1,780	LF	MESSENGER CABLE (3/8")				
10	EA	WOOD POLE				
12	EA	GUY ASSEMBLY				
1	EA	1" RISER WITH WEATHERHEAD				
2	EA	2" RISER WITH WEATHERHEAD				
2,230	LF	LEAD-IN CABLE				
2	EA	SIGN FOR SIGNALS				
1	EA	CONTROLLER WITH CABINET (TYPE 2070L, POLE MOUNTED)				
4	EA	GENERIC SIGNAL ITEM MICROWAVE VEHICLE PRESENCE DETECTOR				

**WALL ITEMS**

Lump Sum	LS	GENERIC RETAINING WALL ITEM SOIL NAIL RETAINING WALL NO. 1
Lump Sum	LS	GENERIC RETAINING WALL ITEM SOIL NAIL RETAINING WALL NO. 2

**STRUCTURE ITEMS**

Lump Sum	LS	CONSTRUCTION, MAINTENANCE, & REMOVAL OF TEMP ACCESS AT STA ***** (23+81.46 -L-)
Lump Sum	LS	REMOVAL OF EXISTING STRUCTURE AT STATION ***** (23+81.46 -L-)
166.75	LF	***.***" DIA DRILLED PIERS IN SOIL (4'-6")
117	LF	***.***" DIA DRILLED PIERS NOT IN SOIL (4'-6")
107.36	LF	PERMANENT STEEL CASING FOR ***.***" DIA DRILLED PIER (4'-6")
2	EA	SID INSPECTION
2	EA	CROSSHOLE SONIC LOGGING
1,245	LF	CSL TUBES
1,526	CY	UNCLASSIFIED STRUCTURE EXCAVA- TION
23,381	SF	REINFORCED CONCRETE DECK SLAB
20,301	SF	GROOVING BRIDGE FLOORS
325.9	CY	CLASS A CONCRETE (BRIDGE)
Lump Sum	LS	BRIDGE APPROACH SLABS, STATION ***** (23+81.46 -L-)
87,229	LB	REINFORCING STEEL (BRIDGE)
12,450	LB	SPIRAL COLUMN REINFORCING STEEL (BRIDGE)
1,181,290	LS	APPROX ..... LBS STRUCTURAL STEEL
590	LF	HP12X53 STEEL PILES
30	EA	STEEL PILE POINTS
1,003.83	LF	CONCRETE BARRIER RAIL
1,250	TON	PLAIN RIP RAP CLASS II (2'-0" THICK)
1,390	SY	FILTER FABRIC FOR DRAINAGE
Lump Sum	LS	POT BEARINGS
Lump Sum	LS	ELASTOMERIC BEARINGS
Lump Sum	LS	EVAZOTE JOINT SEALS

## FEDERAL AID PROPOSAL, CONTRACTOR LICENSE NOT REQUIRED TO BID

L030916 021

CONTRACT ID : C200772 35006.3.1

DIV OFFICE ASHEVILLE

LENGTH = 17.199 MI

COUNTY : BUNCOMBE, MADISON

MEDIAN GUARDRAIL &amp; GUIDERAIL.

DBE GOAL 5.0% COMPLETION DATE : JUL 01 2004

US-19/23 FROM I-240 TO SR-1768 (EXIT 132).

## ROADWAY ITEMS

Lump Sum	LS	MOBILIZATION
336,500	LF	MILLED RUMBLE STRIPS
420	LF	SHOULDER BERM GUTTER
132,600	LF	STEEL BM GUARDRAIL
10	EA	ADDITIONAL GUARDRAIL POSTS
3	EA	GUARDRAIL ANCHOR UNITS, TYPE ***** (NJ-25)
41	EA	GUARDRAIL ANCHOR UNITS, TYPE CAT-1
27	EA	GUARDRAIL ANCHOR UNITS, TYPE III
6	EA	GUARDRAIL ANCHOR UNITS, TYPE 350
4	EA	GUARDRAIL ANCHOR UNITS, TYPE M-350
4,650	LF	REMOVE EXISTING GUARDRAIL
10,100	LF	DOUBLE FACED CABLE GUIDERAIL
16	EA	CABLE GUIDERAIL ANCHOR UNITS
32	EA	GENERIC GUARDRAIL ITEM REMOVE & RESET EXISTING GRAU-350
768	SF	WORK ZONE SIGNS (PORTABLE)
7	EA	FLASHING ARROW PANELS, TYPE C
406	EA	DRUMS
3	EA	TRUCK MOUNTED IMPACT ATTENUA- TOR (60 MPH)
58	ACR	MOWING
13.25	ACR	SPECIALIZED SEEDING UNDER GUIDERAIL & GUARDRAIL (HARD FESCUE/BLUEGRASS)
58	HR	SPECIALIZED HAND MOWING
58	ACR	GENERIC EROSION CONTROL ITEM HARD FESCUE/BLUEGRASS SOD SEEDING

FEDERAL AID PROPOSAL, CONTRACTOR LICENSE NOT REQUIRED TO BID

L030916 022

CONTRACT ID : C200763 33001.3.2

DIV OFFICE SYLVA

LENGTH = 0.464 MI

COUNTY : HAYWOOD

GRADING, DRAINAGE, PAVING & STRUCTURE.

DBE GOAL 9.0% COMPLETION DATE : JUN 30 2006

BRIDGE OVER RICHLAND CREEK & APPROACHES ON US-19.

ROADWAY ITEMS

			3	EA	GUARDRAIL ANCHOR UNITS, TYPE 350
			160	LF	WOVEN WIRE FENCE, 47" FABRIC
			10	EA	4" TIMBER FENCE POSTS, 7'-6" LONG
			5	EA	5" TIMBER FENCE POSTS, 8'-0" LONG
			100	LF	ADDITIONAL BARBED WIRE
Lump Sum	LS	MOBILIZATION	155	TON	PLAIN RIP RAP, CLASS II
Lump Sum	LS	CONSTRUCTION SURVEYING	15	TON	PLAIN RIP RAP, CLASS B
Lump Sum	LS	REINFORCED BRIDGE APPROACH FILL, STATION ***** (32+55.00-L-)	580	SY	FILTER FABRIC FOR DRAINAGE
Lump Sum	LS	GRADING	2,100	SF	GENERIC WALL ITEM PILE / PANEL RETAINING WALL
1	ACR	SUPPLEMENTARY CLEARING & GRUBBING	72.75	SF	CONTRACTOR FURNISHED, TYPE *** SIGN (E)
1,000	CY	UNDERCUT EXCAVATION	165	LF	SUPPORTS, 3-LB STEEL U-CHANNEL
1,150	CY	DRAINAGE DITCH EXCAVATION	10	EA	SIGN ERECTION, TYPE E
1,430	SF	TEMPORARY SHORING	1	EA	RELOCATE SIGN, TYPE ***** (E)
118	TON	FOUNDATION CONDITIONING MATERIAL, MINOR STRS	10	EA	DISPOSAL OF SIGN SYSTEM, U-CHANNEL
1,032	LF	15" RC PIPE CULVERTS, CLASS III	311	SF	WORK ZONE SIGNS (STATIONARY)
12	LF	15" BIT COAT CS PIPE CULVERTS, TYPE B 0.064" THICK	144	SF	WORK ZONE SIGNS (PORTABLE)
32	LF	18" BIT COAT CS PIPE CULVERTS, TYPE B 0.064" THICK	1	EA	FLASHING ARROW PANELS, TYPE C
24	LF	30" BIT COAT CS PIPE CULVERTS, TYPE B 0.079" THICK	175	EA	DRUMS
2	EA	18" BIT COAT CS PIPE ELBOWS, TYPE B 0.064" THICK	50	EA	CONES
130	LF	PIPE REMOVAL	48	LF	BARRICADES (TYPE III)
13	TON	#57 STONE	60	MD	FLAGGER
2,090	TON	AGGREGATE BASE COURSE	2	EA	WARNING LIGHTS (TYPE B)
100	TON	INCIDENTAL STONE BASE	3	EA	TEMPORARY CRASH CUSHIONS
2,340	TON	ASPHALT CONC BASE COURSE, TYPE B25.0B	2	EA	RESET TEMPORARY CRASH CUSHIONS
1,885	TON	ASPHALT CONC INTERMEDIATE COURSE, TYPE I19.0B	420	LF	PORTABLE CONCRETE BARRIER
971	TON	ASPHALT CONC SURFACE COURSE, TYPE S9.5B	300	LF	PORTABLE CONCRETE BARRIER (ANCHORED)
253	TON	ASPHALT BINDER FOR PLANT MIX, GRADE PG 64-22	420	LF	RESET PORTABLE CONCRETE BARRIER
35	TON	ASPHALT PLANT MIX, PAVEMENT REPAIR	300	LF	RESET PORTABLE CONCRETE BARRIER (ANCHORED)
68	CY	SUBDRAIN EXCAVATION	314	EA	TEMPORARY RAISED PAVEMENT MARKERS
50	CY	SUBDRAIN FINE AGGREGATE	6,530	LF	THERMOPLASTIC PAVEMENT MARKING LINES (4", 120 MILS)
300	LF	6" PERFORATED SUBDRAIN PIPE	95	LF	THERMOPLASTIC PAVEMENT MARKING LINES (24", 120 MILS)
3	EA	6" SUBDRAIN PIPE WYES, TEES, & ELBOWS	22	EA	THERMOPLASTIC PAVEMENT MARKING SYMBOL (90 MILS)
1	EA	CONCRETE PAD FOR SUBDRAIN PIPE OUTLET	1,500	LF	COLD APPLIED PLASTIC PAVEMENT MARKING LINES (4")
6	LF	6" OUTLET PIPE (SUBDRAINS)	2	EA	COLD APPLIED PLASTIC PAVEMENT MARKING SYMBOL
0.1	CY	PIPE PLUGS	36,264	LF	PAINT PAVEMENT MARKING LINES (4")
17	EA	MASONRY DRAINAGE STRUCTURES	1,776	LF	PAINT PAVEMENT MARKING LINES (8")
5.4	LF	MASONRY DRAINAGE STRUCTURES	190	LF	PAINT PAVEMENT MARKING LINES (24")
4	EA	FRAME WITH GRATE & HOOD, STD 840.03, TYPE ** (E)	16	EA	PAINT PAVEMENT MARKING SYMBOL
9	EA	FRAME WITH GRATE & HOOD, STD 840.03, TYPE ** (F)	132	EA	SNOWPLOWABLE RAISED PAVEMENT MARKERS
3	EA	FRAME WITH GRATE & HOOD, STD 840.03, TYPE ** (G)	7	TON	FOUNDATION CONDITIONING MATERIAL, UTILITIES CLASS ***** (VI)
17	TON	GENERIC DRAINAGE ITEM BOULDERS	7	TON	BEDDING MATERIAL, UTILITIES CLASS ***** (VI)
4,100	LF	2'-6" CONCRETE CURB & GUTTER	14	TON	PAVEMENT REPAIR FOR UTILITY WORK
1,020	SY	4" CONCRETE SIDEWALK	122	LF	6" DI WATER PIPE, CLASS ***** (CL 50, 350# WP)
70	SY	CONCRETE WHEELCHAIR RAMPS	220	LB	DUCTILE IRON WATER PIPE FITTINGS, 250# MIN WP
14	SY	6" CONCRETE DRIVEWAY	526	LF	GENERIC UTILITY ITEM 10" HDPE WATER PIPE BY DIRECTIONAL BORE
215	SY	4" CONCRETE PAVED DITCH	3,500	LF	TEMPORARY SILT FENCE
55	SY	3" CONCRETE ISLAND COVERS	190	TON	STONE FOR EROSION CONTROL, CLASS A
2,100	LF	STEEL BM GUARDRAIL			
100	LF	STEEL BM GUARDRAIL, SHOP CURVED			
5	EA	ADDITIONAL GUARDRAIL POSTS			
1	EA	GUARDRAIL ANCHOR UNITS, TYPE AT-1			
3	EA	GUARDRAIL ANCHOR UNITS, TYPE CAT-1			
4	EA	GUARDRAIL ANCHOR UNITS, TYPE III			

425	TON	STONE FOR EROSION CONTROL, CLASS B
335	TON	SEDIMENT CONTROL STONE
2.5	ACR	TEMPORARY MULCHING
100	LB	SEED FOR TEMPORARY SEEDING
0.5	TON	FERTILIZER FOR TEMPORARY SEEDING
160	LF	TEMPORARY SLOPE DRAINS
5	EA	INLET PROTECTION AT TEMPORARY SLOPE DRAINS
815	CY	SILT EXCAVATION
930	SY	SYNTHETIC ROVING
2,000	SY	MATTING FOR EROSION CONTROL
780	LF	1/4" HARDWARE CLOTH
3	ACR	SEEDING & MULCHING
1.5	ACR	MOWING
50	LB	SEED FOR REPAIR SEEDING
0.25	TON	FERTILIZER FOR REPAIR SEEDING
50	LB	SEED FOR SUPPLEMENTAL SEEDING
2	TON	FERTILIZER TOPDRESSING
0.25	ACR	SPECIALIZED SEEDING UNDER GUIDERAIL & GUARDRAIL (HARD FESCUE/BUEGRASS)
5	HR	SPECIALIZED HAND MOWING
8	EA	RESPONSE FOR EROSION CONTROL
3.5	ACR	STREAMBANK REFORESTATION
2	EA	GENERIC EROSION CONTROL ITEM ROOTWADS
370	SY	GENERIC EROSION CONTROL ITEM COIR FIBER MAT

**STRUCTURE ITEMS**

Lump Sum	LS	CONSTRUCTION, MAINTENANCE, & REMOVAL OF TEMP ACCESS AT STA ***** (32+55.00 -L-)
Lump Sum	LS	REMOVAL OF EXISTING STRUCTURE AT STATION ***** (32+55.00 -L-)
2,815	CY	UNCLASSIFIED STRUCTURE EXCAVATION
23,058	SF	REINFORCED CONCRETE DECK SLAB
18,101	SF	GROOVING BRIDGE FLOORS
349.7	CY	CLASS A CONCRETE (BRIDGE)
Lump Sum	LS	BRIDGE APPROACH SLABS, STATION ***** (32+55.00 -L-)
45,806	LB	REINFORCING STEEL (BRIDGE)
2,912.33	LF	45" PRESTRESSED CONCRETE GIRDERS
1,330	LF	HP12X53 STEEL PILES
2,020	LF	PP ** X **** STEEL PILES (24 X 0.50)
577.63	LF	THREE BAR METAL RAIL
294	TON	PLAIN RIP RAP CLASS II (2'-0" THICK)
327	SY	FILTER FABRIC FOR DRAINAGE
Lump Sum	LS	ELASTOMERIC BEARINGS
Lump Sum	LS	EVAZOTE JOINT SEALS



FEDERAL AID PROPOSAL, CONTRACTOR LICENSE NOT REQUIRED TO BID

L031021 001

CONTRACT ID : C200719 34410.3.28

DIV OFFICE ABLEMARLE

LENGTH = 8.782 KM

COUNTY : MECKLENBURG

GRADING, DRAINAGE, PAVING, SIGNALS, ITS & STRUCTURES.

DBE GOAL 10.0% COMPLETION DATE : DEC 31 2007

I-485 (CHARLOTTE OUTER LOOP) FROM EAST OF SR-2042 (OAKDALE RD) TO EAST OF NC-115 (OLD STATESVILLE RD).

ROADWAY ITEMS						
			55,600	M3	SELECT GRANULAR MATERIAL	
			50,000	M2	FABRIC FOR SOIL STABILIZATION	
			3,000	MTN	GENERIC GRADING ITEM	
Lump Sum	LS	MOBILIZATION			SELECT MATERIAL, CLASS VI	
Lump Sum	LS	CONSTRUCTION SURVEYING	27,000	MTN	GENERIC GRADING ITEM	
Lump Sum	LS	FIELD OFFICE			SELECT MATERIAL, CLASS VII	
Lump Sum	LS	CLEARING & GRUBBING ... HEC-TARE(S)	1,950	MTN	SELECT MATERIAL, CLASS IV	
	2	HA SUPPLEMENTARY CLEARING & GRUB-BING	4,190	MTN	FOUNDATION CONDITIONING MATE-RIAL, MINOR STRS	
	3	EA SEALING ABANDONED WELLS	72.2	M	375MM SIDE DRAIN PIPE	
2,377,000	M3	UNCLASSIFIED EXCAVATION	6	M	450MM SIDE DRAIN PIPE	
Lump Sum	LS	REINFORCED BRIDGE APPROACH FILL, STATION ***** (12+48 Y-1)	33.6	M	600MM SIDE DRAIN PIPE	
Lump Sum	LS	REINFORCED BRIDGE APPROACH FILL, STATION ***** (13+09 Y-6)	62.4	M	300MM RC PIPE CULVERTS, CLASS III	
Lump Sum	LS	REINFORCED BRIDGE APPROACH FILL, STATION ***** (13+56 RP2A)	3,891.6	M	375MM RC PIPE CULVERTS, CLASS III	
Lump Sum	LS	REINFORCED BRIDGE APPROACH FILL, STATION ***** (13+60 Y-2)	2,938.6	M	450MM RC PIPE CULVERTS, CLASS III	
Lump Sum	LS	REINFORCED BRIDGE APPROACH FILL, STATION ***** (16+30 Y-9)	1,798.4	M	600MM RC PIPE CULVERTS, CLASS III	
Lump Sum	LS	REINFORCED BRIDGE APPROACH FILL, STATION ***** (16+97 RP2D)	2,013.6	M	750MM RC PIPE CULVERTS, CLASS III	
Lump Sum	LS	REINFORCED BRIDGE APPROACH FILL, STATION ***** (21+14 RP2BD)	460.8	M	900MM RC PIPE CULVERTS, CLASS III	
Lump Sum	LS	REINFORCED BRIDGE APPROACH FILL, STATION ***** (22+35 RP2CA)	541.2	M	1050MM RC PIPE CULVERTS, CLASS III	
Lump Sum	LS	REINFORCED BRIDGE APPROACH FILL, STATION ***** (30+25 Y-4)	242.4	M	1200MM RC PIPE CULVERTS, CLASS III	
Lump Sum	LS	REINFORCED BRIDGE APPROACH FILL, STATION ***** (310+16 EBL)	277.2	M	1350MM RC PIPE CULVERTS, CLASS III	
Lump Sum	LS	REINFORCED BRIDGE APPROACH FILL, STATION ***** (310+17 WBL)	124.8	M	1500MM RC PIPE CULVERTS, CLASS III	
Lump Sum	LS	REINFORCED BRIDGE APPROACH FILL, STATION ***** (327+91 WBL)	380.4	M	1650MM RC PIPE CULVERTS, CLASS III	
Lump Sum	LS	REINFORCED BRIDGE APPROACH FILL, STATION ***** (327+95 EBL)	128.4	M	****MM RC PIPE CULVERTS, CLASS IV (1200MM)	
Lump Sum	LS	REINFORCED BRIDGE APPROACH FILL, STATION ***** (366+49 EBL)	126	M	****MM RC PIPE CULVERTS, CLASS IV (450MM)	
Lump Sum	LS	REINFORCED BRIDGE APPROACH FILL, STATION ***** (366+52 WBL)	4.8	M	***MM CS PIPE CULVERTS, ****MM THICK (400MM, 1.63MM)	
Lump Sum	LS	REINFORCED BRIDGE APPROACH FILL, STATION ***** (369+47 EBL)	76.8	M	****MM CS PIPE CULVERTS, ****MM THICK (450MM, 1.63MM)	
Lump Sum	LS	REINFORCED BRIDGE APPROACH FILL, STATION ***** (369+50 WBL)	51.6	M	****MM CS PIPE CULVERTS, ****MM THICK (800MM, 2.01MM)	
Lump Sum	LS	REINFORCED BRIDGE APPROACH FILL, STATION ***** (66+56 CD-WBL)	9.6	M	****MM CS PIPE CULVERTS, ****MM THICK (900MM, 2.01MM)	
Lump Sum	LS	REINFORCED BRIDGE APPROACH FILL, STATION ***** (69+59 CD-WBL)	51.6	M	300MM BIT COAT CS PIPE CUL-VERTS, TYPE B 1.63MM THICK	
42,500	M3	UNDERCUT EXCAVATION	549.2	M	400MM BIT COAT CS PIPE CUL-VERTS, TYPE B 1.63MM THICK	
1,000	MTN	CLASS IV SUBGRADE STABILIZA-TION	423.6	M	450MM BIT COAT CS PIPE CUL-VERTS, TYPE B 1.63MM THICK	
19,000	M3	DRAINAGE DITCH EXCAVATION	72	M	600MM BIT COAT CS PIPE CUL-VERTS, TYPE B 1.63MM THICK	
1,525	M	BERM DITCH CONSTRUCTION	7.2	M	900MM BIT COAT CS PIPE CUL-VERTS, TYPE B 2.01MM THICK	
26,300	M2	REMOVAL OF EXISTING ASPHALT PAVEMENT	13.2	M	1000MM BIT COAT CS PIPE CUL-VERTS, TYPE B 2.77MM THICK	
14,800	M2	BREAKING OF EXISTING ASPHALT PAVEMENT	2	EA	****MM BIT COAT CS PIPE ELBOWS, TYPE B ****MM THICK (1000MM, 2.77MM)	
	123	HR PROOF ROLLING	2	EA	****MM BIT COAT CS PIPE ELBOWS, TYPE B ****MM THICK (900MM, 2.01MM)	
			8	EA	300MM BIT COAT CS PIPE ELBOWS, TYPE B 1.63MM THICK	
			72	EA	400MM BIT COAT CS PIPE ELBOWS, TYPE B 1.63MM THICK	
			44	EA	450MM BIT COAT CS PIPE ELBOWS, TYPE B 1.63MM THICK	
			12	EA	600MM BIT COAT CS PIPE ELBOWS, TYPE B 1.63MM THICK	
			1,260	M	PIPE REMOVAL	
			4,070	M2	150MM SLOPE PROTECTION	
			Lump Sum	LS	FINE GRADING	

				20	EA	MODIFIED CONCRETE FLUME
			4,350	M		CONCRETE EXPRESSWAY GUTTER
			2,725	M2		100MM CONCRETE SIDEWALK
			170	M2		CONCRETE WHEELCHAIR RAMPS
			55	M2		150MM CONCRETE DRIVEWAY
			800	M2		100MM CONCRETE PAVED DITCH
			940	M2		125MM MONOLITHIC CONCRETE ISLANDS (KEYED IN)
			840	M		PRECAST REINFORCED CONCRETE BARRIER, SINGLE FACED
			1	EA		ADJUSTMENT OF CATCH BASINS
			15	EA		ADJUSTMENT OF MANHOLES
			20	EA		ADJUSTMENT OF METER BOXES OR VALVE BOXES
			7	EA		IMPACT ATTENUATOR UNIT, TYPE 350
			12,374.88	M		STEEL BM GUARDRAIL
			76.2	M		STEEL BM GUARDRAIL, SHOP CURVED
			4	EA		STEEL BM GUARDRAIL TERMINAL SECTIONS
			20	EA		ADDITIONAL GUARDRAIL POSTS
			28	EA		GUARDRAIL ANCHOR UNITS, TYPE ***** (B-77)
			64	EA		GUARDRAIL ANCHOR UNITS, TYPE CAT-1
			72	EA		GUARDRAIL ANCHOR UNITS, TYPE III
			79	EA		GUARDRAIL ANCHOR UNITS, TYPE 350
			13	EA		GUARDRAIL ANCHOR UNITS, TYPE M-350
			144.78	M		REMOVE EXISTING GUARDRAIL
			281.94	M		REMOVE & STOCKPILE EXISTING GUARDRAIL
			7,000	M		CABLE GUIDERAIL
			38	EA		CABLE GUIDERAIL ANCHOR UNITS
			16,900	M		WOVEN WIRE FENCE, 1200MM FABRIC
			3,480	EA		100MM TIMBER FENCE POSTS, 2.30M LONG
			960	EA		125MM TIMBER FENCE POSTS, 2.50M LONG
			3,300	M		CHAIN LINK FENCE, 1200MM FABRIC
			910	EA		METAL LINE POSTS FOR 1200MM CHAIN LINK FENCE
			45	EA		METAL TERMINAL POSTS FOR 1200MM CHAIN LINK FENCE
			200	M		ADDITIONAL BARBED WIRE
			890	MTN		PLAIN RIP RAP, CLASS I
			1,760	MTN		PLAIN RIP RAP, CLASS B
			16,951	M2		FILTER FABRIC FOR DRAINAGE
			440	MTN		GENERIC EROSION CONTROL ITEM BOULDERS
			5,966	M2		GENERIC WALL ITEM SOUND BARRIER WALL
			2	M3		REINFORCED CONCRETE SIGN FOOTINGS
			3	M3		PLAIN CONCRETE SIGN FOOTINGS
			2,247	KG		SUPPORTS, BREAKAWAY STEEL BEAM
			326	KG		SUPPORTS, SIMPLE STEEL BEAM
			1,510	M		SUPPORTS, 4.5KG STEEL U-CHANNEL
			505	EA		SUPPORTS, 3KG STEEL U-CHANNEL
			23	EA		SIGN ERECTION, TYPE D
			175	EA		SIGN ERECTION, TYPE E
			38	EA		SIGN ERECTION, TYPE F
			5	EA		SIGN ERECTION, TYPE *** (OVERHEAD)
			2	EA		SIGN ERECTION, TYPE *** (OVERHEAD)
			5	EA		SIGN ERECTION, TYPE *** (GROUND MOUNTED)
			17	EA		SIGN ERECTION, TYPE *** (GROUND MOUNTED)
			505	EA		SIGN ERECTION, MILEMARKERS
			4	EA		SIGN ERECTION, OVERLAY (OVERHEAD)
			21	EA		SIGN ERECTION, OVERLAY (GROUND MOUNTED)
			3	EA		RELOCATE SIGN, TYPE ***** (B OVERHEAD)
			1	EA		RELOCATE SIGN, TYPE ***** (D)
			4	EA		RELOCATE SIGN, TYPE ***** (E)
			5	EA		RELOCATE SIGN, TYPE ***** (OVERLAY OVERHEAD)
280,700	M2	LIME TREATED SOIL (SLURRY METHOD)				
3,090	MTN	LIME FOR LIME TREATED SOIL				
140	MTN	#57 STONE				
500	MTN	STABILIZER AGGREGATE				
97,370	MTN	AGGREGATE BASE COURSE				
120,300	M2	***MM SOIL CEMENT BASE (180MM)				
3,650	MTN	PORTLAND CEMENT FOR SOIL CEMENT BASE				
1,650	MTN	AGGREGATE FOR SOIL CEMENT BASE				
272,700	L	ASPHALT CURING SEAL				
1,000	MTN	INCIDENTAL STONE BASE				
61,100	M3	SHOULDER BORROW				
16,850	L	PRIME COAT				
76,734	MTN	ASPHALT CONC BASE COURSE, TYPE B25.0B				
10,854	MTN	ASPHALT CONC BASE COURSE, TYPE B25.0C				
20,167	MTN	ASPHALT CONC INTERMEDIATE COURSE, TYPE I19.0B				
10,731	MTN	ASPHALT CONC INTERMEDIATE COURSE, TYPE I19.0C				
41,056	MTN	ASPHALT CONC SURFACE COURSE, TYPE S9.5B				
2,750	MTN	ASPHALT CONC SURFACE COURSE, TYPE S9.5C				
5,473	MTN	ASPHALT CONC SURFACE COURSE, TYPE S12.5C				
7,888	MTN	ASPHALT BINDER FOR PLANT MIX, GRADE PG 64-22				
480	MTN	ASPHALT BINDER FOR PLANT MIX, GRADE PG 70-22				
140	MTN	ASPHALT PLANT MIX PAVEMENT REPAIR				
268,400	M2	***MM PORT CEM CONC PAVEMENT, THROUGH LANES (WITH DOWELS) (300MM)				
2,800	M2	***MM PORT CEM CONC PAVEMENT, MISCELLANEOUS (WITHOUT DOWELS) (300MM)				
Lump Sum	LS	SURFACE TESTING CONCRETE PAVEMENT				
32,000	M2	CONCRETE SHOULDERS ADJACENT TO ***MM PAVEMENT (300MM)				
Lump Sum	LS	FIELD LABORATORY RENTAL, PORT CEM CONC PAVEMENT				
7,100	M3	SUBDRAIN EXCAVATION				
1,050	M3	SUBDRAIN FINE AGGREGATE				
2,500	M	150MM PERFORATED SUBDRAIN PIPE				
250	EA	150MM SUBDRAIN PIPE WYES, TEES, & ELBOWS				
17	EA	CONCRETE PAD FOR SUBDRAIN PIPE OUTLET				
34	M	150MM OUTLET PIPE (SUBDRAINS)				
21,600	M	SHOULDER DRAIN				
21,600	M	100MM SHOULDER DRAIN PIPE				
1,000	M	100MM OUTLET PIPE (SHOULDER DRAINS)				
30	EA	CONCRETE PAD FOR SHOULDER DRAIN PIPE OUTLET				
10	MTN	BLOTTING SAND				
35.8	M3	ENDWALLS				
63.6	M3	REINFORCED ENDWALLS				
5.9	M3	PIPE COLLARS				
1	M3	PIPE PLUGS				
321	EA	MASONRY DRAINAGE STRUCTURES				
14,422	M3	MASONRY DRAINAGE STRUCTURES				
51.6	M	MASONRY DRAINAGE STRUCTURES				
55	EA	FRAME WITH TWO GRATES, STD 840.***** (840.20)				
5	EA	FRAME WITH TWO GRATES, STD 840.16				
191	EA	FRAME WITH TWO GRATES, STD 840.22				
5	EA	FRAME WITH GRATE & HOOD, STD 840.03, TYPE ** (E)				
33	EA	FRAME WITH GRATE & HOOD, STD 840.03, TYPE ** (F)				
21	EA	FRAME WITH GRATE & HOOD, STD 840.03, TYPE ** (G)				
7	EA	FRAME WITH COVER, STD 840.54				
5	EA	CONCRETE APRON FOR DROP INLETS				
2,610	M	450MM CONCRETE CURB & GUTTER				
3,450	M	750MM CONCRETE CURB & GUTTER				
170	M	SHOULDER BERM GUTTER				

			Lump Sum	LS	GENERIC SIGNING ITEM LRS LIGHTING FOR OVERHEAD SIGN ASSEMBLY "Q"
1	EA	DISPOSAL OF SIGN SYSTEM, STEEL BEAM	Lump Sum	LS	GENERIC SIGNING ITEM LRS LIGHTING FOR OVERHEAD SIGN ASSEMBLY "R"
43	EA	DISPOSAL OF SIGN SYSTEM, U- CHANNEL	Lump Sum	LS	GENERIC SIGNING ITEM LRS LIGHTING FOR OVERHEAD SIGN ASSEMBLY "S"
6	EA	DISPOSAL OF SUPPORT, U-CHANNEL	Lump Sum	LS	GENERIC SIGNING ITEM LRS LIGHTING FOR OVERHEAD SIGN ASSEMBLY "T"
5	EA	DISPOSAL OF SIGN, A OR B (OVERHEAD)	Lump Sum	LS	GENERIC SIGNING ITEM LRS LIGHTING FOR OVERHEAD SIGN ASSEMBLY "U"
12	EA	DISPOSAL OF SIGN, D, E OR F	Lump Sum	LS	GENERIC SIGNING ITEM LRS LIGHTING FOR OVERHEAD SIGN ASSEMBLY "V"
Lump Sum	LS	GENERIC SIGNING ITEM DYNAMIC MESSAGE SIGN BENCH TEST UNIT	Lump Sum	LS	GENERIC SIGNING ITEM LRS LIGHTING FOR OVERHEAD SIGN ASSEMBLY "W"
Lump Sum	LS	GENERIC SIGNING ITEM DYNAMIC MESSAGE SIGN SYSTEM DESIGN APPROVAL TESTS	Lump Sum	LS	GENERIC SIGNING ITEM LRS LIGHTING FOR OVERHEAD SIGN ASSEMBLY "X"
Lump Sum	LS	GENERIC SIGNING ITEM DYNAMIC MESSAGE SIGN SYSTEM MAINTENANCE TRAINING	Lump Sum	LS	GENERIC SIGNING ITEM LRS LIGHTING FOR OVERHEAD SIGN ASSEMBLY "Y"
Lump Sum	LS	GENERIC SIGNING ITEM DYNAMIC MESSAGE SIGN SYSTEM OPERATIONAL FACTORY TESTS	Lump Sum	LS	GENERIC SIGNING ITEM OVERHEAD DYNAMIC MESSAGE SIGN ASSEMBLY "DMS-1"
Lump Sum	LS	GENERIC SIGNING ITEM DYNAMIC MESSAGE SIGN SYSTEM OPERATIONAL FIELD TESTS	Lump Sum	LS	GENERIC SIGNING ITEM OVERHEAD DYNAMIC MESSAGE SIGN ASSEMBLY "DMS-2"
Lump Sum	LS	GENERIC SIGNING ITEM DYNAMIC MESSAGE SIGN SYSTEM "DMS-1"	Lump Sum	LS	GENERIC SIGNING ITEM OVERHEAD DYNAMIC MESSAGE SIGN ASSEMBLY "DMS-3"
Lump Sum	LS	GENERIC SIGNING ITEM DYNAMIC MESSAGE SIGN SYSTEM "DMS-2"	Lump Sum	LS	GENERIC SIGNING ITEM OVERHEAD DYNAMIC MESSAGE SIGN ASSEMBLY "DMS-4"
Lump Sum	LS	GENERIC SIGNING ITEM DYNAMIC MESSAGE SIGN SYSTEM "DMS-3"	Lump Sum	LS	GENERIC SIGNING ITEM OVERHEAD SIGN ASSEMBLY "A"
Lump Sum	LS	GENERIC SIGNING ITEM DYNAMIC MESSAGE SIGN SYSTEM "DMS-4"	Lump Sum	LS	GENERIC SIGNING ITEM OVERHEAD SIGN ASSEMBLY "B"
Lump Sum	LS	GENERIC SIGNING ITEM LRS LIGHTING FOR OVERHEAD DYNAMIC MESSAGE SIGN ASSEMBLY "DMS-3"	Lump Sum	LS	GENERIC SIGNING ITEM OVERHEAD SIGN ASSEMBLY "C"
Lump Sum	LS	GENERIC SIGNING ITEM LRS LIGHTING FOR OVERHEAD DYNAMIC MESSAGE SIGN ASSEMBLY "DMS-4"	Lump Sum	LS	GENERIC SIGNING ITEM OVERHEAD SIGN ASSEMBLY "D"
Lump Sum	LS	GENERIC SIGNING ITEM LRS LIGHTING FOR OVERHEAD SIGN ASSEMBLY "A"	Lump Sum	LS	GENERIC SIGNING ITEM OVERHEAD SIGN ASSEMBLY "E"
Lump Sum	LS	GENERIC SIGNING ITEM LRS LIGHTING FOR OVERHEAD SIGN ASSEMBLY "B"	Lump Sum	LS	GENERIC SIGNING ITEM OVERHEAD SIGN ASSEMBLY "F"
Lump Sum	LS	GENERIC SIGNING ITEM LRS LIGHTING FOR OVERHEAD SIGN ASSEMBLY "C"	Lump Sum	LS	GENERIC SIGNING ITEM OVERHEAD SIGN ASSEMBLY "G"
Lump Sum	LS	GENERIC SIGNING ITEM LRS LIGHTING FOR OVERHEAD SIGN ASSEMBLY "D"	Lump Sum	LS	GENERIC SIGNING ITEM OVERHEAD SIGN ASSEMBLY "H"
Lump Sum	LS	GENERIC SIGNING ITEM LRS LIGHTING FOR OVERHEAD SIGN ASSEMBLY "E"	Lump Sum	LS	GENERIC SIGNING ITEM OVERHEAD SIGN ASSEMBLY "I"
Lump Sum	LS	GENERIC SIGNING ITEM LRS LIGHTING FOR OVERHEAD SIGN ASSEMBLY "F"	Lump Sum	LS	GENERIC SIGNING ITEM OVERHEAD SIGN ASSEMBLY "J"
Lump Sum	LS	GENERIC SIGNING ITEM LRS LIGHTING FOR OVERHEAD SIGN ASSEMBLY "G"	Lump Sum	LS	GENERIC SIGNING ITEM OVERHEAD SIGN ASSEMBLY "K"
Lump Sum	LS	GENERIC SIGNING ITEM LRS LIGHTING FOR OVERHEAD SIGN ASSEMBLY "H"	Lump Sum	LS	GENERIC SIGNING ITEM OVERHEAD SIGN ASSEMBLY "L"
Lump Sum	LS	GENERIC SIGNING ITEM LRS LIGHTING FOR OVERHEAD SIGN ASSEMBLY "I"	Lump Sum	LS	GENERIC SIGNING ITEM OVERHEAD SIGN ASSEMBLY "M"
Lump Sum	LS	GENERIC SIGNING ITEM LRS LIGHTING FOR OVERHEAD SIGN ASSEMBLY "J-1"	Lump Sum	LS	GENERIC SIGNING ITEM OVERHEAD SIGN ASSEMBLY "N"
Lump Sum	LS	GENERIC SIGNING ITEM LRS LIGHTING FOR OVERHEAD SIGN ASSEMBLY "J-2"	Lump Sum	LS	GENERIC SIGNING ITEM OVERHEAD SIGN ASSEMBLY "O"
Lump Sum	LS	GENERIC SIGNING ITEM LRS LIGHTING FOR OVERHEAD SIGN ASSEMBLY "K"	Lump Sum	LS	GENERIC SIGNING ITEM OVERHEAD SIGN ASSEMBLY "P"
Lump Sum	LS	GENERIC SIGNING ITEM LRS LIGHTING FOR OVERHEAD SIGN ASSEMBLY "L"	Lump Sum	LS	GENERIC SIGNING ITEM OVERHEAD SIGN ASSEMBLY "Q"
Lump Sum	LS	GENERIC SIGNING ITEM LRS LIGHTING FOR OVERHEAD SIGN ASSEMBLY "M"	Lump Sum	LS	GENERIC SIGNING ITEM OVERHEAD SIGN ASSEMBLY "R"
Lump Sum	LS	GENERIC SIGNING ITEM LRS LIGHTING FOR OVERHEAD SIGN ASSEMBLY "N"	Lump Sum	LS	GENERIC SIGNING ITEM OVERHEAD SIGN ASSEMBLY "S"
Lump Sum	LS	GENERIC SIGNING ITEM LRS LIGHTING FOR OVERHEAD SIGN ASSEMBLY "O"	Lump Sum	LS	GENERIC SIGNING ITEM OVERHEAD SIGN ASSEMBLY "T"
Lump Sum	LS	GENERIC SIGNING ITEM LRS LIGHTING FOR OVERHEAD SIGN ASSEMBLY "P"	Lump Sum	LS	GENERIC SIGNING ITEM OVERHEAD SIGN ASSEMBLY "U"
			Lump Sum	LS	GENERIC SIGNING ITEM OVERHEAD SIGN ASSEMBLY "V"
			Lump Sum	LS	GENERIC SIGNING ITEM OVERHEAD SIGN ASSEMBLY "W"
			Lump Sum	LS	GENERIC SIGNING ITEM OVERHEAD SIGN ASSEMBLY "X"
			Lump Sum	LS	GENERIC SIGNING ITEM OVERHEAD SIGN ASSEMBLY "Y"
			154	M2	WORK ZONE SIGNS (STATIONARY)
			18	M2	WORK ZONE SIGNS (PORTABLE)
			16	M2	WORK ZONE SIGNS (BARRICADE MOUNTED)
			5	EA	FLASHING ARROW PANELS, TYPE C
			8	EA	WARNING FLAG SETS
			250	EA	DRUMS
			20	EA	CONES

			2	EA	*** X ***MM TAPPING SADDLE (20MM X 400MM)
			3	EA	**MM AIR RELEASE ASSEMBLY (25MM)
324	M	BARRICADES (TYPE III)			
420	MD	FLAGGER	12	EA	**MM AIR RELEASE ASSEMBLY (50MM)
4	EA	WARNING LIGHTS (TYPE B)	2	EA	50MM BLOW OFF ASSEMBLY
4	EA	TEMPORARY CRASH CUSHIONS	4	EA	RELOCATE EXISTING WATER METER
4	EA	RESET TEMPORARY CRASH CUSHIONS	6	EA	FIRE HYDRANT, ****MPA WP (1.72 MPA WP)
2	EA	TRUCK MOUNTED IMPACT ATTENUA- TOR (60 MPH)	1	EA	RELOCATE EXISTING FIRE HYDRANT
1,000	M	PORTABLE CONCRETE BARRIER	161.86	M	***MM DI SEWER PIPE, CLASS *** (450MM, 52)
100	M	RESET PORTABLE CONCRETE BAR- RIER	35	M	***MM DI SEWER PIPE, PC ***MPA (100MM, 2.41 MPA)
40	HR	POLICE	35	M	***MM DI SEWER PIPE, PC ***MPA (150MM, 2.41 MPA)
1,700	EA	TUBULAR MARKERS (FIXED)	1,661.73	M	200MM DI SEWER PIPE, PC 2.41MPA
334	EA	TEMPORARY RAISED PAVEMENT MARKERS	38.05	M	250MM DI SEWER PIPE, PC 2.41MPA
30,718	M	THERMOPLASTIC PAVEMENT MARKING LINES (100MM, 2.3MM)	205.22	M	450MM DI SEWER PIPE, PC ****MPA (1.72 MPA)
9,241	M	THERMOPLASTIC PAVEMENT MARKING LINES (100MM, 3.1MM)	8	EA	SANITARY SEWER CLEAN-OUT
720	M	THERMOPLASTIC PAVEMENT MARKING LINES (200MM, 2.3MM)	14	EA	1200MM DIA PRECAST CONC SEWER MANHOLE 0-1.8M DEPTH
220	M	THERMOPLASTIC PAVEMENT MARKING LINES (600MM, 3.1MM)	63.01	M	PRECAST CONC MANHOLE WALL, ****MM DIA, OVER 1.8M HT (1200MM)
22	EA	THERMOPLASTIC PAVEMENT MARKING SYMBOL (2.3MM)	13.69	M	SEWER MANHOLE OUTSIDE DROP AS- SEMBLY
7,290	M	COLD APPLIED PLASTIC PAVEMENT MARKING LINES (100MM)	31.39	M	REMOVE ABANDONED ***MM PIPE (200MM, DI WATER)
16,030	M	PAINT PAVEMENT MARKING LINES (100MM)	191	M	REMOVE ABANDONED ***MM PIPE (450MM, DI WATER)
100	M	PAINT PAVEMENT MARKING LINES (600MM)	1,049	M	FILL OR REMOVE ABANDONED ***MM PIPE, ***** (600MM, DI WATER)
20	EA	PAINT PAVEMENT MARKING SYMBOL	834	M	FILL OR REMOVE ABANDONED 300MM PIPE, ***** (DI WATER)
1,505	M	REMOVAL OF PAVEMENT MARKING LINES (100MM)	606	M	FILL OR REMOVE ABANDONED 400MM PIPE, ***** (DI WATER)
10	EA	REMOVAL OF PAVEMENT MARKING SYMBOLS & CHARACTERS	6	EA	BREAK DOWN, PLUG, & FILL ABAN- DONED UTILITY MANHOLE
71,983	M	GENERIC PAVEMENT MARKING ITEM POLYUREA PAVEMENT MARKING LINES, 150MM	3	EA	BREAK DOWN & REBUILD EXISTING MANHOLE
4,401	M	GENERIC PAVEMENT MARKING ITEM POLYUREA PAVEMENT MARKING LINES, 200MM	9	EA	REMOVE EXISTING MANHOLE
78	EA	GENERIC PAVEMENT MARKING ITEM POLYUREA PAVEMENT MARKING CHARACTER	65	M	***MM STEEL ENCASMENT PIPE, ****MM THICK, BY OPEN CUT (1200MM, 12.70)
18	EA	GENERIC PAVEMENT MARKING ITEM POLYUREA PAVEMENT MARKING SYM- BOL	90	M	***MM STEEL ENCASMENT PIPE, ****MM THICK, BY OPEN CUT (400MM, 6.35)
8,259	EA	SNOWPLOWABLE RAISED PAVEMENT MARKERS	80	M	***MM STEEL ENCASMENT PIPE, ****MM THICK, BY OPEN CUT (600MM, 6.35)
9	EA	2.1M U-CHANNEL POSTS	124	M	***MM STEEL ENCASMENT PIPE, ****MM THICK, BY OPEN CUT (750MM, 7.92)
326	EA	FLEXIBLE DELINEATORS (CRYSTAL)	125	M	***MM STEEL ENCASMENT PIPE, ****MM THICK, BY OPEN CUT (900MM, 9.53)
228	EA	FLEXIBLE DELINEATORS (YELLOW)	100	M	***MM STEEL ENCASMENT PIPE, ****MM THICK, BY BORING & JACKING (750MM, 7.92)
48	EA	FLEXIBLE DELINEATORS (CRYSTAL & RED)	10	EA	GENERIC UTILITY ITEM CONCRETE ANTI-SEEPAGE COLLAR
48	EA	FLEXIBLE DELINEATORS (YELLOW & RED)	4	EA	GENERIC UTILITY ITEM REMOVE & STOCKPILE EXISTING FIRE HYDRANT
9	EA	OBJECT MARKERS (END OF ROAD)	1	EA	GENERIC UTILITY ITEM STEEL VENT PIPE
2,310.24	MTN	FOUNDATION CONDITIONING MATE- RIAL, UTILITIES CLASS ***** (II)	171.07	M	GENERIC UTILITY ITEM 150MM DI RESTRAINED JOINT WATER PIPE, PC 2.41 MPA
2,310.2	MTN	BEDDING MATERIAL, UTILITIES CLASS ***** (I)	62.28	M	GENERIC UTILITY ITEM 200MM DI RESTRAINED JOINT WATER PIPE, PC 2.41 MPA
50.35	M	150MM DI WATER PIPE, PC 2.41MPA	78.4	M	GENERIC UTILITY ITEM 300MM DI RESTRAINED JOINT WATER PIPE, PC 2.41 MPA
1,555.07	M	300MM DI WATER PIPE, PC 2.41MPA	1,128.83	M	GENERIC UTILITY ITEM 400MM DI RESTRAINED JOINT WATER PIPE, PC 1.72 MPA
841.96	M	400MM DI WATER PIPE, PC ***MPA (1.72)	10	M	GENERIC UTILITY ITEM 600MM DI RESTRAINED JOINT WATER PIPE, PC 1.72 MPA
1,184.04	M	600MM DI WATER PIPE, PC ***MPA (1.72)	5,505	M	TEMPORARY SILT FENCE
9,164.48	KG	DI RESTRAINED JOINT WATER PIPE FITTINGS, 1.72MPA MIN WP	1,105	MTN	STONE FOR EROSION CONTROL, CLASS A
101.77	M	20MM COPPER WATER PIPE, TYPE K	30,535	MTN	STONE FOR EROSION CONTROL, CLASS B
3	EA	20MM CORPORATION STOP	16,260	MTN	SEDIMENT CONTROL STONE
6	EA	***MM GATE VALVE & VALVE BOX, ****MPA WP (150MM, 1.38 MPA)	185	HA	TEMPORARY MULCHING
3	EA	***MM GATE VALVE & VALVE BOX, ****MPA WP (200MM, 1.38 MPA)			
7	EA	***MM GATE VALVE & VALVE BOX, ****MPA WP (300MM, 1.38 MPA)			
9	EA	***MM BUTTERFLY VALVE & VALVE BOX (400MM)			
3	EA	***MM BUTTERFLY VALVE & VALVE BOX (600MM)			
1	EA	*** X ***MM TAPPING SADDLE (20MM X 300MM)			

7,850	KG	SEED FOR TEMPORARY SEEDING	23	EA	GENERIC SIGNAL ITEM FIBER OPTIC VIDEO TRANSCEIVER (IN RACK)
63	MTN	FERTILIZER FOR TEMPORARY SEED- ING	1	EA	GENERIC SIGNAL ITEM HUB BUILDING
1,110	M	TEMPORARY SLOPE DRAINS	3	EA	GENERIC SIGNAL ITEM INTELLIGENT MULTIPLEXER
79	EA	INLET PROTECTION AT TEMPORARY SLOPE DRAINS	136	EA	GENERIC SIGNAL ITEM JUNCTION BOX
65,890	M3	SILT EXCAVATION	46	EA	GENERIC SIGNAL ITEM MVD ASSEMBLY
6,680	M2	SYNTHETIC ROVING	23	EA	GENERIC SIGNAL ITEM MVD METAL POLE & FOUNDATION
27,178	M2	MATTING FOR EROSION CONTROL	68	EA	GENERIC SIGNAL ITEM NEW ELECTRICAL SERVICE
3,035	M	6.4MM HARDWARE CLOTH	1	EA	GENERIC SIGNAL ITEM SONET EQUIPMENT
50	M	****MM TEMPORARY PIPE (1500MM)	4	EA	GENERIC SIGNAL ITEM TERMINAL SERVER EXPANSION
1	EA	***X***X***MM PERFORATED CS PIPE TEE RISER, 1.63MM THICK (400MM X 400MM X 400MM)	26	EA	GENERIC SIGNAL ITEM UNDERGROUND SPLICE ENCLOSURE
2	EA	***X***X***MM PERFORATED CS PIPE TEE RISER, 1.63MM THICK (450MM X 450MM X 450MM)	23	EA	GENERIC SIGNAL ITEM VIDEO DISTRIBUTION AMPLIFIERS
1	EA	***X ***X***MM PERFORATED CS PIPE TEE RISER, 2.01MM THICK (800MM X 800MM X 800MM)	8	EA	GENERIC SIGNAL ITEM VIDEO MULTIPLEXER
1	EA	***X ***X***MM PERFORATED CS PIPE TEE RISER, 2.01MM THICK (900MM X 900MM X 900MM)	Lump Sum	LS	GENERIC SIGNAL ITEM MRTMC SITE SOFTWARE MODIFIC- ATIONS
955	M3	STILLING BASINS	Lump Sum	LS	GENERIC SIGNAL ITEM VIDEO SWITCH MODIFICATIONS
32	EA	SPECIAL STILLING BASINS	21,089	M	GENERIC SIGNAL ITEM 1/0 AWG COPPER CONDUCTOR POWER CABLE
186.5	HA	SEEDING & MULCHING	1,665	M	GENERIC SIGNAL ITEM 2 AWG COPPER CONDUCTOR POWER CABLE
104	HA	MOWING	7,166	M	GENERIC SIGNAL ITEM 2/0 AWG COPPER CONDUCTOR POWER CABLE
2,250	KG	SEED FOR REPAIR SEEDING	10,915	M	GENERIC SIGNAL ITEM 3/0 AWG COPPER CONDUCTOR POWER CABLE
7.5	MTN	FERTILIZER FOR REPAIR SEEDING	640	M	GENERIC SIGNAL ITEM 4 AWG COPPER CONDUCTOR POWER CABLE
5,225	KG	SEED FOR SUPPLEMENTAL SEEDING	90	M	GENERIC SIGNAL ITEM 8 AWG COPPER CONDUCTOR POWER CABLE
313.25	MTN	FERTILIZER TOPDRESSING	888	M	GENERIC SIGNAL ITEM DIRECTIONAL DRILL OUTER DUCT CONDUIT 125MM
2	HA	SPECIALIZED SEEDING UNDER GUIDERAIL & GUARDRAIL (HARD FESCUE/BLUEGRASS)	1,363	M	GENERIC SIGNAL ITEM DIRECTIONAL DRILL PVC CONDUIT, 50MM (2 CONDUITS)
305	M	IMPERVIOUS DIKE	130	M	GENERIC SIGNAL ITEM DIRECTIONAL DRILL PVC CONDUIT, 50MM
109.5	HR	SPECIALIZED HAND MOWING	555	M	GENERIC SIGNAL ITEM DIRECTIONAL DRILL PVC CONDUIT, 76MM
32	EA	RESPONSE FOR EROSION CONTROL	3,383	M	GENERIC SIGNAL ITEM DROP CABLE (12 FIBER)
2,031	M3	CULVERT DIVERSION CHANNEL	77	M	GENERIC SIGNAL ITEM MULTI-DUCT, 31.75MM EXISTING CONDUIT IN BRIDGE (4 CONDUITS)
6.7	HA	REFORESTATION	888	M	GENERIC SIGNAL ITEM MULTI-DUCT, 31.75MM IN OUTER- DUCT (4 CONDUITS)
1.8	HA	STREAMBANK REFORESTATION	5,830	M	GENERIC SIGNAL ITEM TRENCH MULTI-DUCT, 31.75MM (4 CONDUITS)
100	EA	GENERIC EROSION CONTROL ITEM RESPONSE FOR RESEARCH	30	M	GENERIC SIGNAL ITEM TRENCH MULTI-DUCT, 31.75MM (4 CONDUITS) & PVC CONDUIT, 50MM (1 CONDUIT )
15	EA	GENERIC EROSION CONTROL ITEM ROOTWADS	5,085	M	GENERIC SIGNAL ITEM TRENCH MULTI-DUCT, 31.75MM (4 CONDUITS) & PVC CONDUIT, 76MM (1 CONDUIT )
4,550	M2	GENERIC EROSION CONTROL ITEM COIR FIBER MAT	1,135	M	GENERIC SIGNAL ITEM TRENCH PVC CONDUIT, 50MM (1 CONDUIT)
88	M	MESSENGER CABLE (*****MM) (6.35MM)	1,900	M	GENERIC SIGNAL ITEM TRENCH PVC CONDUIT, 76MM (1 CONDUIT)
22,862	M	TRACER WIRE	6,485	M	GENERIC SIGNAL ITEM UNDERGROUND MULTI-DUCT, 31.75MM (4 CONDUITS)
128	EA	JUNCTION BOX (OVER-SIZED)			
2	EA	WOOD POLE			
2	EA	GUY ASSEMBLY			
2	EA	*****MM RISER WITH ***** (76MM, TUBING)			
2	EA	50MM RISER WITH HEAT SHRINK TUBING			
19,508	M	COMMUNICATIONS CABLE (**FIBER) (72)			
50	EA	INTERCONNECT CENTER			
118	EA	DELINEATOR MARKER			
27	EA	GENERIC SIGNAL ITEM 120V/20A SERVICE DISCONNECT			
19	EA	GENERIC SIGNAL ITEM 240V/15A SERVICE DISCONNECT			
2	EA	GENERIC SIGNAL ITEM 240V/50A SERVICE DISCONNECT			
23	EA	GENERIC SIGNAL ITEM CCTV ASSEMBLY			
2	EA	GENERIC SIGNAL ITEM CCTV LOWERING SYSTEM METAL POLE & FOUNDATION			
21	EA	GENERIC SIGNAL ITEM CCTV METAL POLE & FOUNDATION			
1	EA	GENERIC SIGNAL ITEM ELECTRONIC CHASSIS & CABINETS			
4	EA	GENERIC SIGNAL ITEM EQUIPMENT CABINET FOUNDATION			
1	EA	GENERIC SIGNAL ITEM EQUIPMENT RACK			
50	EA	GENERIC SIGNAL ITEM FIBER OPTIC DATA TRANSCEIVER (IN CABINET)			
8	EA	GENERIC SIGNAL ITEM FIBER OPTIC DATA TRANSCEIVER (IN RACK)			
23	EA	GENERIC SIGNAL ITEM FIBER OPTIC VIDEO TRANSCEIVER (IN CABINET)			

**CULVERT ITEMS**

Lump Sum LS REMOVAL OF EXISTING STRUCTURE  
AT STATION \*\*\*\*\*  
(17+02.500 -Y2-)

Lump Sum	LS	CULVERT EXCAVATION, STA ***** (12+95.600 -RP1A-)
Lump Sum	LS	CULVERT EXCAVATION, STA ***** (14+39.000 -RP2DD-)
Lump Sum	LS	CULVERT EXCAVATION, STA ***** (17+02.500 -Y2-)
Lump Sum	LS	CULVERT EXCAVATION, STA ***** (20+92.565 -Y9-)
Lump Sum	LS	CULVERT EXCAVATION, STA ***** (23+68.400 -RP2CA-)
Lump Sum	LS	CULVERT EXCAVATION, STA ***** (298+94.800 -L-)
Lump Sum	LS	CULVERT EXCAVATION, STA ***** (308+57.858 -L-)
Lump Sum	LS	CULVERT EXCAVATION, STA ***** (318+15.600 -L-)
Lump Sum	LS	CULVERT EXCAVATION, STA ***** (343+25.100 -L-)
Lump Sum	LS	CULVERT EXCAVATION, STA ***** (357+66.000 -L-)
Lump Sum	LS	CULVERT EXCAVATION, STA ***** (367+92.000 -L-)
Lump Sum	LS	CULVERT EXCAVATION, STA ***** (378+07.800 -L-)
2,715	MTN	FOUNDATION CONDITIONING MATERIAL, BOX CULVERT
4,402.8	M3	CLASS A CONCRETE (CULVERT)
374,628	KG	REINFORCING STEEL (CULVERT)

WALL ITEMS

Lump Sum	LS	MSE RETAINING WALL, STA ***** (13+51.462 -RP2A-)
Lump Sum	LS	MSE RETAINING WALL, STA ***** (26+45.236 -RP2BD-EB1)
Lump Sum	LS	MSE RETAINING WALL, STA ***** (26+45.236 -RP2BD-EB2)

STRUCTURE ITEMS

Lump Sum	LS	REMOVAL OF EXISTING STRUCTURE AT STATION ***** (120+21.688 -Y5SBL-)
Lump Sum	LS	REMOVAL OF EXISTING STRUCTURE AT STATION ***** (380+15.437 -L-)
Lump Sum	LS	FOUNDATION EXCAVATION FOR BENT ** AT STATION ***** (1,120+21.688 -Y5SBL-)
Lump Sum	LS	FOUNDATION EXCAVATION FOR BENT ** AT STATION ***** (1,13+51.462 -RP2A-)
Lump Sum	LS	FOUNDATION EXCAVATION FOR BENT ** AT STATION ***** (1,16+98.460 -RP2D-)
Lump Sum	LS	FOUNDATION EXCAVATION FOR BENT ** AT STATION ***** (1,22+04.104 -RP2CA-)
Lump Sum	LS	FOUNDATION EXCAVATION FOR BENT ** AT STATION ***** (1,322+77.799 -L-)
Lump Sum	LS	FOUNDATION EXCAVATION FOR BENT ** AT STATION ***** (1,340+54.230 -L-)
Lump Sum	LS	FOUNDATION EXCAVATION FOR BENT ** AT STATION ***** (1,356+04.125 -L-)
Lump Sum	LS	FOUNDATION EXCAVATION FOR BENT ** AT STATION ***** (1,366+18.798 -L-LT)
Lump Sum	LS	FOUNDATION EXCAVATION FOR BENT ** AT STATION ***** (1,366+18.798 -L-RT)
Lump Sum	LS	FOUNDATION EXCAVATION FOR BENT ** AT STATION ***** (1,367+26.357 -L-)
Lump Sum	LS	FOUNDATION EXCAVATION FOR BENT ** AT STATION ***** (1,369+94.150 -L-LT)
Lump Sum	LS	FOUNDATION EXCAVATION FOR BENT ** AT STATION ***** (1,369+94.150 -L-RT)
Lump Sum	LS	FOUNDATION EXCAVATION FOR BENT ** AT STATION ***** (1,380+15.437 -L-)
Lump Sum	LS	FOUNDATION EXCAVATION FOR BENT ** AT STATION ***** (1,66+25.169 -CDWBL-)

Lump Sum	LS	FOUNDATION EXCAVATION FOR BENT ** AT STATION ***** (1,69+93.362 -CDWBL-)
Lump Sum	LS	FOUNDATION EXCAVATION FOR BENT ** AT STATION ***** (10,367+26.357 -L-)
Lump Sum	LS	FOUNDATION EXCAVATION FOR BENT ** AT STATION ***** (2,120+21.688 -Y5SBL-)
Lump Sum	LS	FOUNDATION EXCAVATION FOR BENT ** AT STATION ***** (2,16+98.460 -RP2D-)
Lump Sum	LS	FOUNDATION EXCAVATION FOR BENT ** AT STATION ***** (2,22+04.104 -RP2CA-)
Lump Sum	LS	FOUNDATION EXCAVATION FOR BENT ** AT STATION ***** (2,366+18.798 -L-LT)
Lump Sum	LS	FOUNDATION EXCAVATION FOR BENT ** AT STATION ***** (2,366+18.798 -L-RT)
Lump Sum	LS	FOUNDATION EXCAVATION FOR BENT ** AT STATION ***** (2,367+26.357 -L-)
Lump Sum	LS	FOUNDATION EXCAVATION FOR BENT ** AT STATION ***** (2,369+94.150 -L-LT)
Lump Sum	LS	FOUNDATION EXCAVATION FOR BENT ** AT STATION ***** (2,369+94.150 -L-RT)
Lump Sum	LS	FOUNDATION EXCAVATION FOR BENT ** AT STATION ***** (2,380+15.437 -L-)
Lump Sum	LS	FOUNDATION EXCAVATION FOR BENT ** AT STATION ***** (2,66+25.169 -CDWBL-)
Lump Sum	LS	FOUNDATION EXCAVATION FOR BENT ** AT STATION ***** (2,69+93.362 -CDWBL-)
Lump Sum	LS	FOUNDATION EXCAVATION FOR BENT ** AT STATION ***** (3,120+21.688 -Y5SBL-)
Lump Sum	LS	FOUNDATION EXCAVATION FOR BENT ** AT STATION ***** (3,367+26.357 -L-)
Lump Sum	LS	FOUNDATION EXCAVATION FOR BENT ** AT STATION ***** (3,369+94.150 -L-LT)
Lump Sum	LS	FOUNDATION EXCAVATION FOR BENT ** AT STATION ***** (3,369+94.150 -L-RT)
Lump Sum	LS	FOUNDATION EXCAVATION FOR BENT ** AT STATION ***** (3,380+15.437 -L-)
Lump Sum	LS	FOUNDATION EXCAVATION FOR BENT ** AT STATION ***** (3,69+93.362 -CDWBL-)
Lump Sum	LS	FOUNDATION EXCAVATION FOR BENT ** AT STATION ***** (4,367+26.357 -L-)
Lump Sum	LS	FOUNDATION EXCAVATION FOR BENT ** AT STATION ***** (5,367+26.357 -L-)
Lump Sum	LS	FOUNDATION EXCAVATION FOR BENT ** AT STATION ***** (6,367+26.357 -L-)
Lump Sum	LS	FOUNDATION EXCAVATION FOR BENT ** AT STATION ***** (7,367+26.357 -L-)
Lump Sum	LS	FOUNDATION EXCAVATION FOR BENT ** AT STATION ***** (8,367+26.357 -L-)
Lump Sum	LS	FOUNDATION EXCAVATION FOR BENT ** AT STATION ***** (9,367+26.357 -L-)
Lump Sum	LS	FOUNDATION EXCAVATION FOR BENT ** AT STATION ***** (1,356+04.125 -L-)
Lump Sum	LS	FOUNDATION EXCAVATION FOR BENT ** AT STATION ***** (1,366+18.798 -L-LT)
Lump Sum	LS	FOUNDATION EXCAVATION FOR BENT ** AT STATION ***** (1,366+18.798 -L-RT)
Lump Sum	LS	FOUNDATION EXCAVATION FOR BENT ** AT STATION ***** (1,367+26.357 -L-)
Lump Sum	LS	FOUNDATION EXCAVATION FOR BENT ** AT STATION ***** (1,369+94.150 -L-LT)
Lump Sum	LS	FOUNDATION EXCAVATION FOR BENT ** AT STATION ***** (1,380+15.437 -L-)
Lump Sum	LS	FOUNDATION EXCAVATION FOR BENT ** AT STATION ***** (1,66+25.169 -CDWBL-)
135.2	M	****MM DIA DRILLED PIERS IN SOIL (1066MM)
294.4	M	****MM DIA DRILLED PIERS IN SOIL (1220MM)
61.2	M	****MM DIA DRILLED PIERS NOT IN SOIL (1066MM)
110	M	****MM DIA DRILLED PIERS NOT IN SOIL (1220MM)
28	EA	SID INSPECTION
24	EA	SPT TESTING
4	EA	CROSSHOLE SONIC LOGGING
838	M	CSL TUBES
46,585.5	M2	REINFORCED CONCRETE DECK SLAB
42,339.7	M2	GROOVING BRIDGE FLOORS
1,502.5	M3	CLASS AA CONCRETE (BRIDGE)
5,636.6	M3	CLASS A CONCRETE (BRIDGE)
Lump Sum	LS	BRIDGE APPROACH SLABS, STATION ***** (120+21.688 -Y5SBL-)

	Lump Sum	LS	ELECTRICAL CONDUIT SYSTEM, STA ***** (327+93.000 -L-RT)	
				18
			GENERIC STRUCTURE ITEM PILE EXCAVATION IN SOIL	M
Lump Sum	LS	BRIDGE APPROACH SLABS, STATION ***** (13+51.462 -RP2A-)		54
			GENERIC STRUCTURE ITEM PILE EXCAVATION NOT IN SOIL	M
Lump Sum	LS	BRIDGE APPROACH SLABS, STATION ***** (16+98.460 -RP2D-)		82
			GENERIC STRUCTURE ITEM 34.5 MPA CONCRETE	M3
Lump Sum	LS	BRIDGE APPROACH SLABS, STATION ***** (22+04.104 -RP2CA-)		2,256
			GENERIC STRUCTURE ITEM POST-TENSIONING STRANDS	KG
Lump Sum	LS	BRIDGE APPROACH SLABS, STATION ***** (26+45.236 -RP2BD-)		10,000
			CONTRACT TIME	DOL
Lump Sum	LS	BRIDGE APPROACH SLABS, STATION ***** (310+16.500 -L-LT)		
Lump Sum	LS	BRIDGE APPROACH SLABS, STATION ***** (310+16.500 -L-RT)		
Lump Sum	LS	BRIDGE APPROACH SLABS, STATION ***** (322+77.799 -L-)		
Lump Sum	LS	BRIDGE APPROACH SLABS, STATION ***** (327+93.000 -L-LT)		
Lump Sum	LS	BRIDGE APPROACH SLABS, STATION ***** (327+93.000 -L-RT)		
Lump Sum	LS	BRIDGE APPROACH SLABS, STATION ***** (340+54.230 -L-)		
Lump Sum	LS	BRIDGE APPROACH SLABS, STATION ***** (356+04.125 -L-)		
Lump Sum	LS	BRIDGE APPROACH SLABS, STATION ***** (366+18.798 -L-LT)		
Lump Sum	LS	BRIDGE APPROACH SLABS, STATION ***** (366+18.798 -L-RT)		
Lump Sum	LS	BRIDGE APPROACH SLABS, STATION ***** (367+26.357 -L-)		
Lump Sum	LS	BRIDGE APPROACH SLABS, STATION ***** (369+94.150 -L-LT)		
Lump Sum	LS	BRIDGE APPROACH SLABS, STATION ***** (369+94.150 -L-RT)		
Lump Sum	LS	BRIDGE APPROACH SLABS, STATION ***** (380+15.437 -L-)		
Lump Sum	LS	BRIDGE APPROACH SLABS, STATION ***** (66+25.169 -CDWBL-)		
Lump Sum	LS	BRIDGE APPROACH SLABS, STATION ***** (69+93.362 -CDWBL-)		
	878,524	KG	REINFORCING STEEL (BRIDGE)	
	48,489	KG	SPIRAL COLUMN REINFORCING STEEL (BRIDGE)	
	1,161.44	M	1372MM PRESTRESSED CONCRETE GIRDERS	
	2,221.8	M	MODIFIED 1600MM PRESTRESSED CONC GIRDERS	
	6,473,087	LS	APPROX ..... KG STRUCTURAL STEEL	
	20,879.5	M	HP310X79 STEEL PILES	
	1,022.2	M	HP360X108 STEEL PILES	
	517	EA	STEEL PILE POINTS	
Lump Sum	LS	GALVANIZING STEEL PILES AT STA ***** (310+16.500 -L-LT)		
Lump Sum	LS	GALVANIZING STEEL PILES AT STA ***** (310+16.500 -L-RT)		
	997.542	M	TWO BAR METAL RAIL	
	159.088	M	THREE BAR METAL RAIL	
	4,328.181	M	CONCRETE BARRIER RAIL	
	1,021.224	M	*** X ****MM CONCRETE PARAPET (355MM X 760MM)	
	9,547.3	M2	100MM SLOPE PROTECTION	
	295	MTN	PLAIN RIP RAP CLASS B	
	4,749	MTN	PLAIN RIP RAP CLASS II (600MM THICK)	
	4,845	M2	FILTER FABRIC FOR DRAINAGE	
Lump Sum	LS	POT BEARINGS		
Lump Sum	LS	ELASTOMERIC BEARINGS		
Lump Sum	LS	EVAZOTE JOINT SEALS		
Lump Sum	LS	STRIP SEALS		
Lump Sum	LS	EXPANSION JOINT SEALS		
Lump Sum	LS	MODULAR EXPANSION JOINT SEALS		
Lump Sum	LS	ELECTRICAL CONDUIT SYSTEM, STA ***** (310+16.500 -L-RT)		





**N.C. DEPARTMENT OF TRANSPORTATION  
1591 MAIL SERVICE CENTER  
RALEIGH, N.C. 27699-1591**

**FIRST CLASS MAIL**

**INVITATION TO BID FOR SEPTEMBER 16, 2003 HIGHWAY LETTING**