



STATE OF NORTH CAROLINA
DEPARTMENT OF TRANSPORTATION

MICHAEL F. EASLEY
GOVERNOR

LYNDO TIPPETT
SECRETARY

August 24, 2004

NOTICE TO: All Prequalified Contractors

FROM: R.A. Garris, P.E.
Contract Officer

A handwritten signature in black ink, appearing to read "R.A. Garris", written over the printed name and title.

Re: Good Faith Effort Reports

Those contractors who did not meet or exceed the goals set for their respective projects must submit a complete set of Good Faith Effort reports by 12:00 noon of the sixth day following opening of bids. For a complete set, the Department requires one (1) original and nine (9) copies (for a total of ten) of the report. Please see the project Special Provisions for details and for the sanctions that may be imposed by the Department where the bidder fails to provide the required information by the deadline.

The Goal Compliance Committee reviews and makes recommendations regarding Good Faith Effort reports which are submitted to the Department. The Committee would like to request that bidders include with their Good Faith Effort reports a spreadsheet showing a comparison of all subcontractors' quotes. An example spreadsheet can be obtained from Mr. Greg Keel, PE in Contractual Services. He can be reached at (919) 733-7174 or gkeel@dot.state.nc.us. Email requests are recommended. Please place in the subject line of your email request: **Subcontractor Quote Comparison Spreadsheet**. This document greatly facilitates the review process. In the near future, this will be added to the project Special Provisions. Your cooperation with this request is appreciated.

If you have any questions, I can be reached at (919) 250-4124.

MAILING ADDRESS:
NC DEPARTMENT OF TRANSPORTATION
CONTRACTS & PROPOSALS
1591 MAIL SERVICE CENTER
RALEIGH NC 27699-1591

TELEPHONE: 919-250-4124
FAX: 919-250-4127

WEBSITE: WWW.DOH.DOT.STATE.NC.US

LOCATION:
CENTURY CENTER COMPLEX
BUILDING B - ENTRANCE B 15
1020 BIRCH RIDGE DRIVE
RALEIGH NC




STATE OF NORTH CAROLINA
DEPARTMENT OF TRANSPORTATION

MICHAEL F. EASLEY
GOVERNOR

LYNDO TIPPETT
SECRETARY

July 20, 2004

NOTICE TO: All Prequalified Contractors
FROM: R.A. Garris, P.E. 
Contract Officer
Re: Disadvantaged/Minority/Women Business Directory

Beginning with the August 17, 2004 letting when filling orders for Plans and Proposals the Department will discontinue including a printed copy of the DBE/MBE/WBE directory.

The DBE/MBE/WBE directory can be found at the following website location: (<http://www.ncdot.org/administration/civilrights/dbedir/>). This directory is updated daily and serves as the most current information available to assist the contracting industry in meeting the contract goals.

As important as the above directory, the **Current DBE File** located at (http://www.doh.dot.state.nc.us/preconstruct/highway/dsn_srvc/contracts/expedi/) will be updated each month at advertisement and on the Friday before the Highway letting to access the most current information when preparing your electronic bids. The file should be downloaded each month and stored in the same directory as the .EBS files.

If you have any questions, I can be reached at (919) 250-4124.

MAILING ADDRESS:
NC DEPARTMENT OF TRANSPORTATION
CONTRACTS & PROPOSALS
1591 MAIL SERVICE CENTER
RALEIGH NC 27699-1591

TELEPHONE: 919-250-4124
FAX: 919-250-4127

WEBSITE: WWW.DOH.DOT.STATE.NC.US

LOCATION:
CENTURY CENTER COMPLEX
BUILDING B - ENTRANCE B 15
1020 BIRCH RIDGE DRIVE
RALEIGH NC



STATE OF NORTH CAROLINA
DEPARTMENT OF TRANSPORTATION

MICHAEL F. EASLEY
GOVERNOR

P.O. BOX 25201, RALEIGH, N.C. 27611-5201

LYNDO TIPPETT
SECRETARY

May 14, 2004

NOTICE TO: All Prequalified Contractors

FROM: R.A. Garris, P.E. 
Contract Officer

Re: Project Special Provision for
Contractor Borrow Source

Effective with the June 15, 2004 formal highway letting, the attached Project Special Provision for *Contractor Borrow Source* will be included in proposals with potential borrow sources.

This provision was developed with input from the U.S. Army Corps of Engineers. Please review the Project Special Provision for your information.

If you have any questions, please do not hesitate to call me at (919) 250-4124.

RAG/ns
Attachment

CONTRACTOR BORROW SOURCE

07-20-04

Revise the *2002 Standard Specifications* as follows:

Page 2-17, Article 230-4(C) Contractor Furnished Sources, add the following;

If the Contractor proposes a borrow source, the environmental assessment shall include wetland and stream delineation extending 400 feet beyond the proposed borrow source limits.

1. If wetlands or streams are present within 400 feet of the borrow source and the contractor proposes to dewater:
 - a. Submit a hydrologic analysis (DRAINMOD or equivalent) to determine if excavation, pump frequency/duration/volume will permanently impact or cause degradation to wetlands or streams. The analysis shall consist of, but not be limited to:

Required buffer width to avoid long term impacts to wetlands or stream

Return interval to pre-existing hydrologic conditions after pit excavation and dewatering is completed.
 - b. Attach a conservation easement specifying that the completed pit impoundment, upon returning to mean water table elevation, shall not be drained, ditched, used for irrigation, or any other manner that would degrade wetlands and streams.
 - c. Provide copy of recorded conservation easement to Engineer prior to commencement of any work on proposed pit.
2. If wetlands or streams are not present within 400 feet, no additional documentation will be required.

During Department review of the proposed borrow area, the hydrologic analysis will be submitted to the U. S. Army Corps of Engineers for evaluation.

SP1G111




STATE OF NORTH CAROLINA
DEPARTMENT OF TRANSPORTATION

MICHAEL F. EASLEY
GOVERNOR

LYNDO TIPPETT
SECRETARY

March 23, 2004

NOTICE TO: Plan Holders
FROM: R. A. Garris, P.E. 
Contract Officer
SUBJECT: Copies of Invoices Needed with Payment

To help insure that payments are accurately recorded, and to decrease processing time, the Department is requesting that a copy of each invoice be sent along with the corresponding payment. The Department will provide an additional copy of each invoice mailed for that purpose.

If you have any questions, please contact Kim Canady at (919) 250-4124 or e-mail her at klcanady@dot.state.nc.us.

MAILING ADDRESS:
NC DEPARTMENT OF TRANSPORTATION
DESIGN SERVICES UNIT
1591 MAIL SERVICE CENTER
RALEIGH NC 27699-1591

TELEPHONE: 919-250-4124
FAX: 919-250-4127
WEBSITE: WWW.DOH.DOT.STATE.NC.US

LOCATION:
CENTURY CENTER COMPLEX
ENTRANCE B15
1020 BIRCH RIDGE DRIVE
RALEIGH NC 27610




STATE OF NORTH CAROLINA
DEPARTMENT OF TRANSPORTATION

MICHAEL F. EASLEY
GOVERNOR

LYNDO TIPPETT
SECRETARY

January 20, 2004

NOTICE TO: All Prequalified Contractors
FROM: R.A. Garris, P.E. 
Contract Officer
Re: Electronic Bid Bond, Non-Collusion Affidavit, and Debarment
Certification

As we move toward total electronic bid submittals, we are implementing the following changes effective with the March 16, 2004 formal highway letting.

1. The Department will require an electronic bid bond to be included with each electronic bid submission.
2. In order to comply with Federal and State laws and regulations, an original, properly executed **Non-Collusion Affidavit, and Debarment Certification** must be on file in the Contract Office from each prospective bidder prior to submitting an electronic bid. It will not be necessary that it be submitted with each bid and letting. The **Non-Collusion Affidavit, and Debarment Certification** filed with the Department will be valid for all bids submitted through the December 21, 2004 letting.

Properly executed forms shall be delivered to the Department no later than 5:00 p.m. the day prior to the advertised letting in which you intend to submit your first total electronic bid. Forms may be downloaded from the following web-site:

http://www.doh.dot.state.nc.us/preconstruct/highway/dsn_srvc/contracts/letting.htm

The form shall be placed in a sealed envelope with the Contractor name clearly labeled, and delivered to:

Physical Address:
State Contract Officer
Design Services Unit
Century Center Bldg. B
1020 Birch Ridge Drive
Raleigh, NC 27610

Mailing Address:
State Contract Officer
NC Department of Transportation
Contracts and Proposals
1591 Mail Service Center
Raleigh, NC 27699-1591

We will be formulating procedures for renewal in the near future and will involve the industry as they are developed.

If you have any questions, please do not hesitate to call me at (919) 250-4124.

MAILING ADDRESS:
NC DEPARTMENT OF TRANSPORTATION
DESIGN SERVICES UNIT
1591 MAIL SERVICE CENTER
RALEIGH, NC 27699-1591

TELEPHONE: 919-250-4124
FAX: 919-250-4127
WEBSITE: WWW.DOH.DOT.STATE.NC.US

LOCATION:
CENTURY CENTER COMPLEX
ENTRANCE B15
1020 BIRCH RIDGE DRIVE
RALEIGH, NC 27610

**STATE OF NORTH CAROLINA
DEPARTMENT OF TRANSPORTATION
INVITATION TO BID**

ELECTRONIC BIDS FOR THE CONSTRUCTION OF THE FOLLOWING PROJECTS WILL BE PUBLICLY READ IN ROOM 156-A/B, THE PROJECT SERVICES LARGE CONFERENCE ROOM, LOCATED IN BUILDING B AT 1020 BIRCH RIDGE DRIVE, RALEIGH, N.C. AT **2:00 PM ON SEPTEMBER 21, 2004**. NO ELECTRONIC BIDS WILL BE RECEIVED AFTER 2:00 PM.

BIDS SHALL BE SUBMITTED IN ACCORDANCE WITH THE SPECIAL PROVISION TITLED "ON-LINE ELECTRONIC BIDDING" CONTAINED IN EACH PROPOSAL FORM.

1. AN ORIGINAL PROPERLY EXECUTED NON-COLLUSION AFFIDAVIT AND DEBARMENT CERTIFICATION SHALL BE ON FILE IN THE CONTRACT OFFICE FROM EACH PROSPECTIVE BIDDER PRIOR TO SUBMITTING AN ELECTRONIC BID. FORMS ARE AVAILABLE AT
http://www.doh.dot.state.nc.us/preconstruct/highway/dsn_srvc/contracts/letting.htm

2. A BID BOND OR BID DEPOSIT IN THE AMOUNT OF 5% OF THE TOTAL AMOUNT BID WILL BE REQUIRED. THE BIDDER SHALL SUBMIT AN ELECTRONIC BID BOND WITH EACH ELECTRONIC BID SUBMITTAL UNLESS HE ELECTS TO FURNISH A BID DEPOSIT.

3. UPON RECEIPT OF AWARD LETTER, THE SUCCESSFUL BIDDER SHALL FURNISH A PROPERLY EXECUTED EXECUTION OF CONTRACT, NON-COLLUSION AFFIDAVIT AND DEBARMENT CERTIFICATION, AND EXECUTED PAYMENT AND PERFORMANCE BONDS FOR EACH CONTRACT. AFFIDAVIT FORMS AND BOND FORMS ARE AVAILABLE AS PART OF THE CONTRACT EXECUTION FORMS AT THE FOLLOWING WEBSITE
http://www.doh.dot.state.nc.us/preconstruct/highway/dsn_srvc/contracts/letting.htm

THE MINIMUM WAGE FOR LABOR WILL BE SHOWN IN THE PROPOSAL FORM FOR FEDERAL AID PROJECTS.

CONTRACTOR'S LICENSE: A GENERAL CONTRACTOR'S LICENSE IS REQUIRED IN ORDER TO SUBMIT A BID ON ANY NON-FEDERAL AID PROJECT WHERE THE BID IS \$30,000.00 OR MORE, EXCEPT FOR CERTAIN SPECIALTY WORK AS DETERMINED BY THE LICENSING BOARD. FOR ADDITIONAL INFORMATION OR TO MAKE APPLICATION FOR A LICENSE, APPLY TO THE EXECUTIVE SECRETARY OF THE CONTRACTOR LICENSING BOARD, P.O. BOX 17187, RALEIGH, NC 27619, (919-571-4183).

STATE PRIVILEGE LICENSE TAXES: CONTRACTORS WHO BID UPON AND/OR ARE AWARDED NORTH CAROLINA HIGHWAY CONSTRUCTION PROJECTS ARE SUBJECT TO CONTRACTOR BIDDERS AND/OR CONTRACTOR PROJECT PRIVILEGE LICENSE TAXES UNDER G.S. 105-54 OF THE STATE REVENUE LAWS. FOR INFORMATION, WRITE TO THE NORTH CAROLINA DEPARTMENT OF REVENUE, LICENSE AND EXCISE TAX DIVISION, P.O. BOX 25000, RALEIGH, NC 27640, OR CALL 919-733-3673.

PREQUALIFYING TO BID: ALL PROSPECTIVE BIDDERS SHALL BE PREQUALIFIED WITH THE DEPARTMENT OF TRANSPORTATION PRIOR TO SUBMITTING A BID. CONTRACTORS WHO ARE NOT PREQUALIFIED MAY OBTAIN INFORMATION AND FORMS FOR PREQUALIFYING FROM THE MANAGER OF CONSTRUCTION, DIVISION OF HIGHWAYS, DEPARTMENT OF TRANSPORTATION, 1543 MAIL SERVICE CENTER, RALEIGH, N. C., 27699-1543. ALL REQUIRED PREQUALIFICATION STATEMENTS AND DOCUMENTS SHALL BE FILED WITH THE MANAGER OF CONSTRUCTION AT LEAST TWO WEEKS PRIOR TO THE DATE OF OPENING BIDS.

THE DEPARTMENT OF TRANSPORTATION HEREBY NOTIFIES ALL BIDDERS THAT IT WILL AFFIRMATIVELY INSURE THAT IN ANY CONTRACT ENTERED INTO PURSUANT TO THIS INVITATION TO BID, MINORITY BUSINESS ENTERPRISES WILL BE AFFORDED FULL OPPORTUNITY TO SUBMIT BIDS IN RESPONSE TO THIS INVITATION AND WILL NOT BE DISCRIMINATED AGAINST ON THE GROUNDS OF RACE, COLOR, SEX, OR NATIONAL ORIGIN IN COMPENSATION TO THIS AWARD.

PROPOSAL FORMS AT **\$25.00** EACH, PLANS (SMALL SIZE) AT **\$40.00** PER SET, PLANS (LARGE SIZE) AT **\$100.00** PER SET, AND CROSS-SECTIONS AT **\$40.00** PER SET, PLUS SALES TAX FOR N.C. RESIDENTS, MAY BE OBTAINED BY TELEPHONING (919-250-4124), FAXING (919-250-4127), OR WRITING TO : PLANS AND PROPOSALS, PROJECT SERVICES UNIT, DEPARTMENT OF TRANSPORTATION, 1591 MAIL SERVICE CENTER, RALEIGH, N.C., 27699-1591. THESE CHARGES ARE NOT DEPOSITS AND WILL NOT BE REFUNDED. ALL ORDERS FOR PROPOSAL FORMS, PLANS AND CROSS-SECTIONS DELIVERED IN NORTH CAROLINA ARE SUBJECT TO 7% SALES TAX. ORDERS MAILED TO OUT OF STATE CONTRACTORS ARE NOT SUBJECT TO SALES TAX. MAKE ALL CHECKS PAYABLE TO THE "**N.C. DEPARTMENT OF TRANSPORTATION**".

THE RIGHT IS RESERVED TO REJECT ANY OR ALL BIDS.

TODAY'S DATE IS AUGUST 24, 2004.
BY ORDER OF THE DEPARTMENT OF TRANSPORTATION
(THE WORK WILL CONSIST APPROXIMATELY AS SHOWN ON THE FOLLOWING SHEETS)

REVIEW OF PLANS AND PROPOSALS IN DIVISION OFFICE

IN ORDER TO FACILITATE AND ENCOURAGE THE INVOLVEMENT OF MINORITY BUSINESS ENTERPRISES IN THE HIGHWAY CONSTRUCTION PROCESS, IT IS THE POLICY OF THE DEPARTMENT OF TRANSPORTATION, DIVISION OF HIGHWAYS, THAT A SET OF PLANS AND PROPOSAL FOR EACH PROJECT TO BE LET WILL BE MAINTAINED FOR REVIEW BY ANY CONTRACTOR INTERESTED IN BIDDING UPON OR QUOTING WORK IN AN ADVERTISED PROJECT.

THE PROPOSALS AND PLANS WILL BE AVAILABLE FOR REVIEW BEGINNING TWO WEEKS PRIOR TO THE DATE OF BID OPENING IN THE DIVISION OFFICE WHICH WILL ADMINISTER THE CONTRACT. THE DEPARTMENT WILL, UPON REQUEST, MAKE AVAILABLE FROM ITS STAFF A PERSON TO EXPLAIN THE PROPOSED PROJECT AND TO ANSWER GENERAL QUESTIONS RELATING TO THE PROJECT. THE PLANS AND PROPOSALS CAN BE REVIEWED ANY TIME MONDAY THRU FRIDAY, EXCLUDING HOLIDAYS, BETWEEN THE HOURS OF 8:00 A.M. AND 4:30 P.M. IN THE DIVISION OFFICE. IN ORDER TO HAVE A MEMBER OF THE STAFF EXPLAIN THE PROJECT AND/OR ANSWER GENERAL QUESTIONS PERTAINING TO THE PROJECT, PRIOR APPOINTMENTS MUST BE MADE BY CALLING THE APPROPRIATE DIVISION OFFICE.

FOLLOWING ARE THE LOCATIONS AND TELEPHONE NUMBERS OF THE OFFICES IN WHICH THE PLANS AND PROPOSALS WILL BE MADE AVAILABLE, REFERENCE SHOULD BE MADE TO THE SHEETS CONTAINING THE INDIVIDUAL PROJECT QUANTITIES TO DETERMINE WHICH DIVISION OFFICE WILL ADMINISTER THE CONTRACT.

<u>DIV NO.</u>	<u>DIVISION ENGINEER</u>	<u>LOCATION</u>	<u>TOWN</u>	<u>TELEPHONE</u>
00001	D. R. Conner	113 AIRPORT DR. SUITE 100	EDENTON	(252) 482-7977
00002	C. E. Lassiter, Jr.	105 PACTOLUS ROAD	GREENVILLE	(252) 830-3490
00003	H. A. Pope	124 DIVISION DRIVE	WILMINGTON	(910) 251-5724
00004	Jim H. Trogden, PE	509 WARD BOULEVARD	WILSON	(252) 237-6164
00005	J. G. Nance	2612 NORTH DUKE STREET	DURHAM	(919) 560-6851
00006	T. R. Gibson	558 GILLESPIE STREET	FAYETTEVILLE	(910) 486-1493
00007	J. M. Mills	1534 YANCEYVILLE STREET	GREENSBORO	(336) 334-3192
00008	Tim Johnson, PE	902 N. SANDHILLS BOULEVARD	ABERDEEN	(910) 944-2344
00009	S. P. Ivey	2125 CLOVERDALE AVENUE	WINSTON-SALEM	(336) 631-1340
00010	B. G. Payne	716 WEST MAIN STREET	ALBEMARLE	(704) 982-0101
00011	Michael A. Pettyjohn, PE	NC-115 WEST	NORTH WILKESBORO	(336) 667-9111
00012	M. L. Holder	1710 EAST MARION STREET	SHELBY	(704) 480-5400
00013	J. J. Swain	55 ORANGE STREET	ASHEVILLE	(828) 251-6171
00014	R. G. Watson	253 WEBSTER ROAD	SYLVA	(828) 586-2141

===== SUMMARY OF PROPOSALS =====

Bid Letting Number L040921

RPN	Contract Id	WBS	County	Length	JobType
002	C201264	33315.2.2	MARTIN	0.183 MI	GRADING, DRAINAGE, PAVING & STRUCTURE.
003	C200846	33311.3.1	JOHNSTON	0.360 MI	GRADING, DRAINAGE, PAVING & STRUCTURE.
004	C200811	32962.3.1	WAKE	0.610 KM	GRADING, DRAINAGE, PAVING & STRUCTURE.
005	C201266	35011.3.2	DURHAM	0.373 MI	WIDENING, GRADING, DRAINAGE, PAVING AND CURB & GUTTER.
006	C200823	34760.3.2	CUMBERLAND	3.833 MI	WIDENING, GRADING, DRAINAGE, PAVING, SIGNALS & STRS.
007	C200849	33491.3.1	HARNETT	0.212 MI	GRADING, DRAINAGE, PAVING & STRUCTURE.
008	C200861	33197.3.1	GUILFORD	0.328 MI	GRADING, DRAINAGE, PAVING & CULVERT.
009	C200961	33177.3.1	CASWELL	0.456 MI	GRADING, DRAINAGE, PAVING & STRUCTURES.
010	C200963	33235.2.2	ROCKINGHAM	0.180 MI	GRADING, DRAINAGE, PAVING & CULVERT.
011	C200820	34481.3.2	CHATHAM	7.580 KM	GRADING, DRAINAGE, PAVING & STRUCTURES.
012	C200821	34481.3.3	CHATHAM	11.981 KM	GRADING, DRAINAGE, PAVING, SIGNALS & STRUCTURES.
013	C201282	34481.3.2 ETC.	CHATHAM	19.561 KM	GRADING, DRAINAGE, PAVING, SIGNALS & STRUCTURES.
014	C200907	33118.3.1	RANDOLPH	0.201 MI	GRADING, DRAINAGE, PAVING & STRUCTURE.
015	C200959	33120.3.1	RANDOLPH	0.227 MI	GRADING, DRAINAGE, PAVING & STRUCTURE.
016	C200962	33230.3.1	RANDOLPH	0.208 MI	GRADING, DRAINAGE, PAVING & STRUCTURE.
017	C200781	32899.3.2	DAVIDSON	0.441 MI	GRADING, DRAINAGE, PAVING & STRUCTURE.
018	C200828	33171.3.2	CABARRUS	0.266 MI	GRADING, DRAINAGE, PAVING & STRUCTURE.
019	C200954	32578.3.2	ANSON	0.985 KM	GRADING, DRAINAGE, PAVING & STRUCTURE.
020	C200892	33378.2.2	ASHE	0.369 MI	GRADING, DRAINAGE, PAVING & STRUCTURE.
021	C201267	36982.3.1	BUNCOMBE, MCDOWELL	6.800 MI	INTELLIGENT TRAFFIC SYSTEM.

Bid Letting Number L041019

RPN	Contract Id	WBS	County	Length	JobType
*001	C200893	34336.3.4	ROBESON	18.189 KM	GRADING, DRAINAGE, PAVING, GUARDRAIL & STRUCTURES.

<p>*RPN 001 C200893 Robeson Co. is an 8 week advertisement to be let on October 19,2004. Also, for this project only, there will be an increase in pricing. Small Roadway and Structure plans will be \$60.00, X-sections will be \$60.00 and large Roadway and Structure plans will be \$200.00.</p>

FEDERAL AID PROPOSAL, CONTRACTOR LICENSE NOT REQUIRED TO BID

L040921 002

CONTRACT ID : C201264 33315.2.2

DIV OFFICE EDENTON

LENGTH = 0.183 MI

COUNTY : MARTIN

GRADING, DRAINAGE, PAVING & STRUCTURE.

DBE GOAL 10.0% COMPLETION DATE : JUN 01 2005

BRIDGE OVER DOG BRANCH & APPROACHES ON SR-1001.

ROADWAY ITEMS

Lump Sum	LS	MOBILIZATION	8	EA	RESPONSE FOR EROSION CONTROL
Lump Sum	LS	REINFORCED BRIDGE APPROACH FILL, STATION ***** (16+67.50)			
Lump Sum	LS	GRADING			
1	ACR	SUPPLEMENTARY CLEARING & GRUB- BING			
200	CY	UNDERCUT EXCAVATION			
200	CY	SELECT GRANULAR MATERIAL			
100	SY	FABRIC FOR SOIL STABILIZATION			
40	TON	FOUNDATION CONDITIONING MATE- RIAL, MINOR STRS			
16	LF	15" SIDE DRAIN PIPE			
306	LF	15" RC PIPE CULVERTS, CLASS III			
32	LF	15" CS PIPE CULVERTS, 0.064" THICK			
4	EA	*** CS PIPE ELBOWS, ***** THICK (15", 0.064")			
351	LF	PIPE REMOVAL			
6	TON	INCIDENTAL STONE BASE			
340	SY	INCIDENTAL MILLING			
400	TON	ASPHALT CONC BASE COURSE, TYPE B25.0B			
330	TON	ASPHALT CONC INTERMEDIATE COURSE, TYPE I19.0B			
480	TON	ASPHALT CONC SURFACE COURSE, TYPE S9.5B			
62	TON	ASPHALT BINDER FOR PLANT MIX, GRADE PG 64-22			
6	EA	MASONRY DRAINAGE STRUCTURES			
4	EA	FRAME WITH TWO GRATES, STD 840.16			
2	EA	FRAME WITH TWO GRATES, STD 840.29			
170	LF	SHOULDER BERM GUTTER			
450	LF	STEEL BM GUARDRAIL			
5	EA	ADDITIONAL GUARDRAIL POSTS			
4	EA	GUARDRAIL ANCHOR UNITS, TYPE III			
4	EA	GUARDRAIL ANCHOR UNITS, TYPE 350			
5	TON	PLAIN RIP RAP, CLASS B			
165	SY	FILTER FABRIC FOR DRAINAGE			
1	EA	PREFORMED SCOUR HOLES WITH LEVEL SPREADER APRON			
303	SF	WORK ZONE SIGNS (STATIONARY)			
94	SF	WORK ZONE SIGNS (BARRICADE MOUNTED)			
2	EA	WARNING FLAG SETS			
56	LF	BARRICADES (TYPE III)			
6,202	LF	PAINT PAVEMENT MARKING LINES (4")			
10	EA	PERMANENT RAISED PAVEMENT MARKERS			
750	LF	TEMPORARY SILT FENCE			
75	TON	STONE FOR EROSION CONTROL, CLASS A			
150	TON	STONE FOR EROSION CONTROL, CLASS B			
125	TON	SEDIMENT CONTROL STONE			
0.5	ACR	TEMPORARY MULCHING			
50	LB	SEED FOR TEMPORARY SEEDING			
0.25	TON	FERTILIZER FOR TEMPORARY SEED- ING			
275	CY	SILT EXCAVATION			
675	SY	MATting FOR EROSION CONTROL			
250	LF	1/4" HARDWARE CLOTH			
0.5	ACR	SEEDING & MULCHING			
0.5	ACR	MOWING			
50	LB	SEED FOR REPAIR SEEDING			
0.25	TON	FERTILIZER FOR REPAIR SEEDING			
50	LB	SEED FOR SUPPLEMENTAL SEEDING			
0.5	TON	FERTILIZER TOPDRESSING			
0.5	HR	SPECIALIZED HAND MOWING			

STRUCTURE ITEMS

Lump Sum	LS	REMOVAL OF EXISTING STRUCTURE AT STATION ***** (16+67.50-L-)			
Lump Sum	LS	UNCLASSIFIED STRUCTURE EXCAVA- TION AT STATION ***** (16+67.50-L-)			
41.5	CY	CLASS A CONCRETE (BRIDGE)			
Lump Sum	LS	BRIDGE APPROACH SLABS, STATION ***** (16+67.50-L-)			
6,912	LB	REINFORCING STEEL (BRIDGE)			
1,395	LF	HP12X53 STEEL PILES			
560	LF	HP14X73 STEEL PILES			
Lump Sum	LS	GALVANIZING STEEL PILES AT STA ***** (16+67.50-L-)			
185.25	LF	CONCRETE BARRIER RAIL			
187	TON	PLAIN RIP RAP CLASS II (2'-0" THICK)			
208	SY	FILTER FABRIC FOR DRAINAGE			
Lump Sum	LS	ELASTOMERIC BEARINGS			
1,296.75	LF	3'-0" X 1'-9" PRESTRESSED CONC CORED SLABS			

FEDERAL AID PROPOSAL, CONTRACTOR LICENSE NOT REQUIRED TO BID

L040921 003

CONTRACT ID : C200846 33311.3.1

DIV OFFICE WILSON

LENGTH = 0.360 MI

COUNTY : JOHNSTON

GRADING, DRAINAGE, PAVING & STRUCTURE.

DBE GOAL 13.0% COMPLETION DATE : SEP 15 2006

BRIDGE OVER LITTLE RIVER & APPROACHES ON SR-1002.

ROADWAY ITEMS

Lump Sum	LS	MOBILIZATION
Lump Sum	LS	CONSTRUCTION SURVEYING
Lump Sum	LS	REINFORCED BRIDGE APPROACH FILL, STATION ***** (21+48.00)
Lump Sum	LS	GRADING
1	ACR	SUPPLEMENTARY CLEARING & GRUB- BING
2,500	CY	UNDERCUT EXCAVATION
1,530	CY	DRAINAGE DITCH EXCAVATION
1,500	CY	SELECT GRANULAR MATERIAL
1,500	SY	FABRIC FOR SOIL STABILIZATION
75	TON	FOUNDATION CONDITIONING MATE- RIAL, MINOR STRS
276	LF	15" RC PIPE CULVERTS, CLASS III
88	LF	18" RC PIPE CULVERTS, CLASS III
264	LF	15" CS PIPE CULVERTS, 0.064" THICK
72	LF	15" BIT COAT CS PIPE CULVERTS, TYPE B 0.064" THICK
2	EA	15" BIT COAT CS PIPE ELBOWS, TYPE B 0.064" THICK
464	LF	PIPE REMOVAL
2,000	TON	AGGREGATE BASE COURSE
300	TON	INCIDENTAL STONE BASE
1,040	GAL	PRIME COAT
515	SY	MILLING ASPHALT PAVEMENT, **** DEPTH (1-1/4")
880	TON	ASPHALT CONC BASE COURSE, TYPE B25.0B
560	TON	ASPHALT CONC INTERMEDIATE COURSE, TYPE 119.0B
875	TON	ASPHALT CONC SURFACE COURSE, TYPE S9.5B
125	TON	ASPHALT BINDER FOR PLANT MIX, GRADE PG 64-22
40	TON	ASPHALT PLANT MIX, PAVEMENT REPAIR
22	EA	RIGHT OF WAY MARKERS
45	CY	SUBDRAIN EXCAVATION
35	CY	SUBDRAIN FINE AGGREGATE
200	LF	6" PERFORATED SUBDRAIN PIPE
6	EA	6" SUBDRAIN PIPE WYES, TEES, & ELBOWS
1	EA	CONCRETE PAD FOR SUBDRAIN PIPE OUTLET
6	LF	6" OUTLET PIPE (SUBDRAINS)
2	EA	MASONRY DRAINAGE STRUCTURES
2	EA	FRAME WITH TWO GRATES, STD 840.29
86	LF	SHOULDER BERM GUTTER
1	EA	ADJUSTMENT OF METER BOXES OR VALVE BOXES
487.5	LF	STEEL BM GUARDRAIL
150	LF	STEEL BM GUARDRAIL, SHOP CURVED
5	EA	ADDITIONAL GUARDRAIL POSTS
3	EA	GUARDRAIL ANCHOR UNITS, TYPE AT-1
4	EA	GUARDRAIL ANCHOR UNITS, TYPE III
1	EA	GUARDRAIL ANCHOR UNITS, TYPE 350
265	LF	REMOVE EXISTING GUARDRAIL
195	TON	PLAIN RIP RAP, CLASS B
1,130	SY	FILTER FABRIC FOR DRAINAGE
3	EA	PREFORMED SCOUR HOLES WITH LEVEL SPREADER APRON
6	SF	CONTRACTOR FURNISHED, TYPE *** SIGN (D)
8.5	SF	CONTRACTOR FURNISHED, TYPE *** SIGN (E)

68	LF	SUPPORTS, 3-LB STEEL U-CHANNEL
2	EA	SIGN ERECTION, TYPE D
2	EA	SIGN ERECTION, TYPE E
5	EA	DISPOSAL OF SIGN SYSTEM, U- CHANNEL
2	EA	DISPOSAL OF SIGN SYSTEM, WOOD
105	EA	DRUMS
20	EA	CONES
280	LF	BARRICADES (TYPE III)
180	MD	FLAGGER
4	EA	WARNING LIGHTS (TYPE B)
1	EA	TEMPORARY CRASH CUSHIONS
1,320	LF	REMOVABLE TAPE PAVEMENT MARK- ING LINES (4")
100	EA	TEMPORARY RAISED PAVEMENT MARKERS
3,520	LF	THERMOPLASTIC PAVEMENT MARKING LINES (4", 90 MILS)
3,520	LF	THERMOPLASTIC PAVEMENT MARKING LINES (4", 120 MILS)
1,320	LF	COLD APPLIED PLASTIC PAVEMENT MARKING LINES (4")
23,960	LF	PAINT PAVEMENT MARKING LINES (4")
27	EA	PERMANENT RAISED PAVEMENT MARKERS
1	TON	FOUNDATION CONDITIONING MATE- RIAL, UTILITIES CLASS ***** (VI)
1	TON	BEDDING MATERIAL, UTILITIES CLASS ***** (VI)
16	LF	6" DI WATER PIPE, PC 350
1	EA	6" GATE VALVE & VALVE BOX, 200# WP
1	EA	RELOCATE EXISTING WATER METER
1	EA	RELOCATE EXISTING FIRE HYDRANT
850	LF	TEMPORARY SILT FENCE
75	TON	STONE FOR EROSION CONTROL, CLASS A
725	TON	STONE FOR EROSION CONTROL, CLASS B
475	TON	SEDIMENT CONTROL STONE
5	ACR	TEMPORARY MULCHING
200	LB	SEED FOR TEMPORARY SEEDING
0.75	TON	FERTILIZER FOR TEMPORARY SEED- ING
300	LF	TEMPORARY SLOPE DRAINS
5	EA	INLET PROTECTION AT TEMPORARY SLOPE DRAINS
1,650	CY	SILT EXCAVATION
1,575	SY	MATTING FOR EROSION CONTROL
50	LF	1/4" HARDWARE CLOTH
12	EA	SPECIAL STILLING BASINS
7	ACR	SEEDING & MULCHING
3	ACR	MOWING
50	LB	SEED FOR REPAIR SEEDING
0.25	TON	FERTILIZER FOR REPAIR SEEDING
125	LB	SEED FOR SUPPLEMENTAL SEEDING
5.25	TON	FERTILIZER TOPDRESSING
1	HR	SPECIALIZED HAND MOWING
8	EA	RESPONSE FOR EROSION CONTROL
900	LF	GENERIC EROSION CONTROL ITEM SAFETY FENCE

STRUCTURE ITEMS

Lump Sum	LS	CONSTRUCTION, MAINTENANCE, & REMOVAL OF TEMP ACCESS AT STA ***** (21+48.00-L-)
Lump Sum	LS	REMOVAL OF EXISTING STRUCTURE AT STATION ***** (21+48.00-L-)
27	LF	***,***" DIA DRILLED PIERS IN SOIL (3'-6")

50	LF	***.***" DIA DRILLED PIERS NOT IN SOIL (3'-6")
39	LF	PERMANENT STEEL CASING FOR ***.***" DIA DRILLED PIER (3'-6")
1	EA	CROSSHOLE SONIC LOGGING
368	LF	CSL TUBES
11,600	SF	REINFORCED CONCRETE DECK SLAB
9,530	SF	GROOVING BRIDGE FLOORS
149	CY	CLASS A CONCRETE (BRIDGE)
Lump Sum	LS	BRIDGE APPROACH SLABS, STATION ***** (21+48.00-L-)
39,324	LB	REINFORCING STEEL (BRIDGE)
4,352	LB	SPIRAL COLUMN REINFORCING STEEL (BRIDGE)
1,301.833	LF	54" PRESTRESSED CONCRETE GIR- DERS
405	LF	HP12X53 STEEL PILES
657.94	LF	CONCRETE BARRIER RAIL
735	TON	PLAIN RIP RAP CLASS II (2'-0" THICK)
815	SY	FILTER FABRIC FOR DRAINAGE
Lump Sum	LS	ELASTOMERIC BEARINGS
Lump Sum	LS	EVAZOTE JOINT SEALS

FEDERAL AID PROPOSAL, CONTRACTOR LICENSE NOT REQUIRED TO BID

L040921 004

CONTRACT ID : C200811 32962.3.1

DIV OFFICE DURHAM

LENGTH = 0.610 KM

COUNTY : WAKE

GRADING, DRAINAGE, PAVING & STRUCTURE.

DBE GOAL 5.0% COMPLETION DATE : JUL 01 2006

BRIDGE OVER NORFOLK SOUTHERN CORP & APPROACHES ON SR-1108.

ROADWAY ITEMS				
		17	MTN	PLAIN RIP RAP, CLASS I
		10	MTN	PLAIN RIP RAP, CLASS B
		275	M2	FILTER FABRIC FOR DRAINAGE
		0.55	M2	CONTRACTOR FURNISHED, TYPE *** SIGN (D)
		4.7	M2	CONTRACTOR FURNISHED, TYPE *** SIGN (E)
		51	EA	SUPPORTS, 3KG STEEL U-CHANNEL
		4	EA	SIGN ERECTION, TYPE D
		8	EA	SIGN ERECTION, TYPE E
		1	EA	RELOCATE SIGN, TYPE ***** (E)
		13	EA	DISPOSAL OF SIGN SYSTEM, U- CHANNEL
		4	EA	DISPOSAL OF SIGN SYSTEM, WOOD
		4	EA	WARNING FLAG SETS
		120	EA	DRUMS
		80	EA	CONES
		40	M	BARRICADES (TYPE III)
		345	MD	FLAGGER
		40	EA	TEMPORARY RAISED PAVEMENT MARKERS
		328	M	THERMOPLASTIC PAVEMENT MARKING LINES (100MM, 2.3MM)
		1,748	M	THERMOPLASTIC PAVEMENT MARKING LINES (100MM, 3.1MM)
		56	M	THERMOPLASTIC PAVEMENT MARKING LINES (200MM, 2.3MM)
		14	M	THERMOPLASTIC PAVEMENT MARKING LINES (400MM, 3.1MM)
		8	M	THERMOPLASTIC PAVEMENT MARKING LINES (600MM, 3.1MM)
		2	EA	THERMOPLASTIC PAVEMENT MARKING CHARACTER (3.1MM)
		12	EA	THERMOPLASTIC PAVEMENT MARKING SYMBOL (2.3MM)
		144	M	COLD APPLIED PLASTIC PAVEMENT MARKING LINES (100MM)
		1,716	M	PAINT PAVEMENT MARKING LINES (100MM)
		144	EA	PERMANENT RAISED PAVEMENT MARKERS
		80	MTN	FOUNDATION CONDITIONING MATE- RIAL, UTILITIES CLASS ***** (VI)
		80	MTN	BEDDING MATERIAL, UTILITIES CLASS ***** (IV)
		48.7	MTN	PAVEMENT REPAIR FOR UTILITY WORK
		252.2	M	200MM DI WATER PIPE, CLASS ***** WP (51, PC 2.41MPA)
		88.4	M	150MM DI WATER PIPE, PC 2.41MPA
		165.4	KG	DI RESTRAINED JOINT WATER PIPE FITTINGS, 1.72MPA MIN WP
		63.1	M	***MM COPPER WATER PIPE, TYPE K (50MM)
		38.1	M	20MM COPPER WATER PIPE, TYPE K
		740	KG	DUCTILE IRON WATER PIPE FIT- TINGS, 1.72MPA MIN WP
		3	EA	***MM CORPORATION STOP (20MM)
		2	EA	***MM CORPORATION STOP (50MM)
		1	EA	***MM GATE VALVE & VALVE BOX, ***MPA WP (50MM, 1.38MPA WP)
		4	EA	150MM GATE VALVE & VALVE BOX, 1.38MPA WP
		2	EA	200MM GATE VALVE & VALVE BOX, ***MPA WP (1.38MPA WP)
		1	EA	300MM GATE VALVE & VALVE BOX, ***MPA WP (1.38MPA WP)
		1	EA	*** X ***MM TAPPING SADDLE (150MM X 20MM)
Lump Sum	LS			MOBILIZATION
Lump Sum	LS			CONSTRUCTION SURVEYING
Lump Sum	LS			GRADING
0.4	HA			SUPPLEMENTARY CLEARING & GRUB- BING
765	M3			UNDERCUT EXCAVATION
25	M3			DRAINAGE DITCH EXCAVATION
150	MTN			FOUNDATION CONDITIONING MATE- RIAL, MINOR STRS
6	M			450MM SIDE DRAIN PIPE
163.2	M			375MM RC PIPE CULVERTS, CLASS III
243.6	M			450MM RC PIPE CULVERTS, CLASS III
38.4	M			600MM RC PIPE CULVERTS, CLASS III
7.2	M			750MM RC PIPE CULVERTS, CLASS III
15.6	M			400MM BIT COAT CS PIPE CUL- VERTS, TYPE B 1.63MM THICK
2	EA			400MM BIT COAT CS PIPE ELBOWS, TYPE B 1.63MM THICK
183	M			PIPE REMOVAL
250	MTN			INCIDENTAL STONE BASE
1,110	MTN			ASPHALT CONC BASE COURSE, TYPE B25.0B
1,115	MTN			ASPHALT CONC INTERMEDIATE COURSE, TYPE I19.0B
1,270	MTN			ASPHALT CONC SURFACE COURSE, TYPE S9.5B
177	MTN			ASPHALT BINDER FOR PLANT MIX, GRADE PG 64-22
60	MTN			ASPHALT PLANT MIX PAVEMENT REPAIR
1	M3			PIPE COLLARS
26	EA			MASONRY DRAINAGE STRUCTURES
5	M			MASONRY DRAINAGE STRUCTURES
1	EA			FRAME WITH GRATE, STD 840.**** (840.37)
4	EA			FRAME WITH TWO GRATES, STD 840.16
1	EA			FRAME WITH TWO GRATES, STD 840.29
4	EA			FRAME WITH GRATE & HOOD, STD 840.03, TYPE ** (E)
6	EA			FRAME WITH GRATE & HOOD, STD 840.03, TYPE ** (F)
10	EA			FRAME WITH GRATE & HOOD, STD 840.03, TYPE ** (G)
1	EA			STEEL FRAME WITH TWO GRATES, STD 840.37
15	M3			CONCRETE RETAINING WALLS
185	M			*** X ***MM CONCRETE CURB (200MM X 450MM)
915	M			750MM CONCRETE CURB & GUTTER
125	M2			150MM CONCRETE DRIVEWAY
4	EA			ADJUSTMENT OF MANHOLES
3	EA			ADJUSTMENT OF METER BOXES OR VALVE BOXES
339.09	M			STEEL BM GUARDRAIL
5	EA			ADDITIONAL GUARDRAIL POSTS
2	EA			GUARDRAIL ANCHOR UNITS, TYPE CAT-1
4	EA			GUARDRAIL ANCHOR UNITS, TYPE III
2	EA			GUARDRAIL ANCHOR UNITS, TYPE 350
350.071	M			REMOVE EXISTING GUARDRAIL
215	M			CHAIN LINK FENCE, 1200MM FABRIC
65	EA			METAL LINE POSTS FOR 1200MM CHAIN LINK FENCE
15	EA			METAL TERMINAL POSTS FOR 1200MM CHAIN LINK FENCE

2	EA	*** X ***MM TAPPING SADDLE (200MM X 50MM)
2	EA	*** X ***MM TAPPING SADDLE (300MM X 20MM)
3	EA	RELOCATE EXISTING WATER METER
3	EA	RELOCATE EXISTING FIRE HYDRANT
43	M	450MM STEEL ENCASEMENT PIPE, *****MM THICK, BY BORING & JACKING (7.92MM)
2	EA	GENERIC UTILITY ITEM RELOCATE EXT 50MM WATER METER
2	EA	GENERIC UTILITY ITEM THRUST COLLAR
800	M	TEMPORARY SILT FENCE
105	MTN	STONE FOR EROSION CONTROL, CLASS A
365	MTN	STONE FOR EROSION CONTROL, CLASS B
255	MTN	SEDIMENT CONTROL STONE
1.5	HA	TEMPORARY MULCHING
75	KG	SEED FOR TEMPORARY SEEDING
0.75	MTN	FERTILIZER FOR TEMPORARY SEED- ING
50	M	TEMPORARY SLOPE DRAINS
4	EA	INLET PROTECTION AT TEMPORARY SLOPE DRAINS
430	M3	SILT EXCAVATION
1,530	M2	MATTING FOR EROSION CONTROL
200	M	6.4MM HARDWARE CLOTH
2	HA	SEEDING & MULCHING
1	HA	MOWING
25	KG	SEED FOR REPAIR SEEDING
0.25	MTN	FERTILIZER FOR REPAIR SEEDING
50	KG	SEED FOR SUPPLEMENTAL SEEDING
2.75	MTN	FERTILIZER TOPDRESSING
3	HR	SPECIALIZED HAND MOWING
8	EA	RESPONSE FOR EROSION CONTROL

WALL ITEMS

Lump Sum	LS	MSE RETAINING WALL, STA ***** (12+92.508 -L- WALL 1)
Lump Sum	LS	MSE RETAINING WALL, STA ***** (12+92.508 -L- WALL 2)
Lump Sum	LS	MSE RETAINING WALL, STA ***** (12+92.508 -L- WALL 3)

STRUCTURE ITEMS

Lump Sum	LS	REMOVAL OF EXISTING STRUCTURE AT STATION ***** (12+92.508 -L-)
1,400	M3	UNCLASSIFIED STRUCTURE EXCAVA- TION
582.8	M2	REINFORCED CONCRETE DECK SLAB
597.8	M2	GROOVING BRIDGE FLOORS
61.5	M3	CLASS A CONCRETE (BRIDGE)
Lump Sum	LS	BRIDGE APPROACH SLABS, STATION ***** (12+92.508 -L-)
6,244	KG	REINFORCING STEEL (BRIDGE)
81,900	LS	APPROX KG STRUCTURAL STEEL
567	M	HP310X79 STEEL PILES
66.02	M	THREE BAR METAL RAIL

FEDERAL AID PROPOSAL, CONTRACTOR LICENSE NOT REQUIRED TO BID

L040921 005

CONTRACT ID : C201266 35011.3.2

DIV OFFICE DURHAM

LENGTH = 0.373 MI

COUNTY : DURHAM

WIDENING, GRADING, DRAINAGE, PAVING AND CURB & GUTTER.

DBE GOAL 10.0% COMPLETION DATE : NOV 15 2005

NC-98 (HOLLOWAY ST) FROM EAST OF US-70 TO EAST OF JUNCTION RD IN DURHAM.

ROADWAY ITEMS				
			305	LF ***X*** CONCRETE CURB (8" x 18")
			4,350	LF 2'-6" CONCRETE CURB & GUTTER
Lump Sum	LS	MOBILIZATION	1,790	SY 4" CONCRETE SIDEWALK
Lump Sum	LS	CONSTRUCTION SURVEYING	155	SY CONCRETE WHEELCHAIR RAMPS
100	LF	GENERIC MISCELLANEOUS ITEM	400	SY 6" CONCRETE DRIVEWAY
		STEEL PIPE HANDRAIL FOR RETAINING WALL	570	SY 5" MONOLITHIC CONCRETE ISLANDS (SURFACE MOUNTED)
Lump Sum	LS	GRADING	30	SY 5" MONOLITHIC CONCRETE ISLANDS (KEYED IN)
1	ACR	SUPPLEMENTARY CLEARING & GRUBBING	2	EA ADJUSTMENT OF CATCH BASINS
1,500	CY	UNDERCUT EXCAVATION	22	EA ADJUSTMENT OF MANHOLES
325	TON	CLASS IV SUBGRADE STABILIZATION	3	EA ADJUSTMENT OF METER BOXES OR VALVE BOXES
2	CY	DRAINAGE DITCH EXCAVATION	25	LF CHAIN LINK FENCE, 48" FABRIC
500	CY	SELECT GRANULAR MATERIAL	2	EA METAL LINE POSTS FOR 48" CHAIN LINK FENCE
500	SY	FABRIC FOR SOIL STABILIZATION	2	EA METAL TERMINAL POSTS FOR 48" CHAIN LINK FENCE
500	GAL	GENERIC GRADING ITEM DISPOSAL OF DECONTAMINATION WATER	10	TON PLAIN RIP RAP, CLASS B
270	TON	GENERIC GRADING ITEM DISPOSAL OF CONTAMINATED SOIL	255	SY FILTER FABRIC FOR DRAINAGE
245	TON	FOUNDATION CONDITIONING MATERIAL, MINOR STRS	78.58	SF CONTRACTOR FURNISHED, TYPE *** SIGN (D)
1,036	LF	15" RC PIPE CULVERTS, CLASS III	165.65	SF CONTRACTOR FURNISHED, TYPE *** SIGN (E)
60	LF	18" RC PIPE CULVERTS, CLASS III	120.81	SF CONTRACTOR FURNISHED, TYPE *** SIGN (F)
1,160	LF	24" RC PIPE CULVERTS, CLASS III	865	LF SUPPORTS, 3-LB STEEL U-CHANNEL
48	LF	15" BIT COAT CS PIPE CULVERTS, TYPE B 0.064" THICK	6	EA SIGN ERECTION, TYPE D
6	EA	15" BIT COAT CS PIPE ELBOWS, TYPE B 0.064" THICK	31	EA SIGN ERECTION, TYPE E
1,200	LF	PIPE REMOVAL	6	EA SIGN ERECTION, TYPE F
500	LB	SEALING EXISTING PAVEMENT CRACKS	8	EA RELOCATE SIGN, TYPE ***** (E)
500	TON	STABILIZER AGGREGATE	30	EA DISPOSAL OF SIGN SYSTEM, U-CHANNEL
179	TON	AGGREGATE BASE COURSE	7	EA DISPOSAL OF SUPPORT, U-CHANNEL
75	TON	INCIDENTAL STONE BASE	436	SF WORK ZONE SIGNS (STATIONARY)
5,320	SY	MILLING ASPHALT PAVEMENT, **** TO *****" DEPTH (2-1/2" TO 3")	240	SF WORK ZONE SIGNS (PORTABLE)
2,750	SY	INCIDENTAL MILLING	88	SF WORK ZONE SIGNS (BARRICADE MOUNTED)
1,885	TON	ASPHALT CONC BASE COURSE, TYPE B25.0B	2	EA FLASHING ARROW PANELS, TYPE C
2,160	TON	ASPHALT CONC INTERMEDIATE COURSE, TYPE I19.0B	2	EA WARNING FLAG SETS
3,365	TON	ASPHALT CONC SURFACE COURSE, TYPE S9.5B	130	EA DRUMS
385	TON	ASPHALT BINDER FOR PLANT MIX, GRADE PG 64-22	110	EA CONES
550	TON	ASPHALT PLANT MIX, PAVEMENT REPAIR	174	LF BARRICADES (TYPE II)
36	EA	RIGHT OF WAY MARKERS	96	LF BARRICADES (TYPE III)
112	CY	SUBDRAIN EXCAVATION	180	MD FLAGGER
84	CY	SUBDRAIN FINE AGGREGATE	35	EA TUBULAR MARKERS (FIXED)
500	LF	6" PERFORATED SUBDRAIN PIPE	650	LF GENERIC TRAFFIC CONTROL ITEM DEPARTMENT FURNISHED WATER-FILLED BARRIER
15	EA	6" SUBDRAIN PIPE WYES, TEES, & ELBOWS	2	EA GENERIC TRAFFIC CONTROL ITEM DEPARTMENT FURNISHED CMS'S
1	EA	CONCRETE PAD FOR SUBDRAIN PIPE OUTLET	266	EA TEMPORARY RAISED PAVEMENT MARKERS
6	LF	6" OUTLET PIPE (SUBDRAINS)	325	LF THERMOPLASTIC PAVEMENT MARKING LINES (4", 90 MILS)
3	EA	TEMPORARY STEEL PLATE COVERS FOR MASONRY DRAINAGE STRUCTURE	5,423	LF THERMOPLASTIC PAVEMENT MARKING LINES (4", 120 MILS)
1	CY	PIPE COLLARS	53	LF THERMOPLASTIC PAVEMENT MARKING LINES (8", 90 MILS)
1	CY	PIPE PLUGS	1,185	LF THERMOPLASTIC PAVEMENT MARKING LINES (8", 120 MILS)
36	EA	MASONRY DRAINAGE STRUCTURES	172	LF THERMOPLASTIC PAVEMENT MARKING LINES (16", 120 MILS)
9	EA	FRAME WITH TWO GRATES, STD 840.16	402	LF THERMOPLASTIC PAVEMENT MARKING LINES (24", 120 MILS)
13	EA	FRAME WITH GRATE & HOOD, STD 840.03, TYPE ** (F)	12	EA THERMOPLASTIC PAVEMENT MARKING CHARACTER (120MIL)
11	EA	FRAME WITH GRATE & HOOD, STD 840.03, TYPE ** (G)	37	EA THERMOPLASTIC PAVEMENT MARKING SYMBOL (90 MILS)
4	EA	FRAME WITH COVER, STD 840.54	41,021	LF PAINT PAVEMENT MARKING LINES (4")
2	EA	CONCRETE APRON FOR DROP INLETS	475	LF PAINT PAVEMENT MARKING LINES (8")
70	CY	CONCRETE RETAINING WALLS	946	LF PAINT PAVEMENT MARKING LINES (16")

1,472	LF	PAINT PAVEMENT MARKING LINES (24")	4	EA	INTERCONNECT CENTER
52	EA	PAINT PAVEMENT MARKING CHARACTER	6	EA	SIGNAL SUPPORT MAST ARM WITH METAL POLE
78	EA	PAINT PAVEMENT MARKING SYMBOL	3	EA	DOUBLE MAST ARM WITH METAL POLE
6,792	LF	REMOVAL OF PAVEMENT MARKING LINES (4")	9	EA	SOIL TEST
593	LF	REMOVAL OF PAVEMENT MARKING LINES (8")	48	LF	DRILLED PIER FOUNDATION (**" DIA) (42")
244	LF	REMOVAL OF PAVEMENT MARKING LINES (24")	60	LF	DRILLED PIER FOUNDATION (**" DIA) (48")
12	EA	REMOVAL OF PAVEMENT MARKING SYMBOLS & CHARACTERS	3	EA	FOUNDATION WITH WING WALLS (TYPE *) (TYPE 2)
170	EA	PERMANENT RAISED PAVEMENT MARKERS	4	EA	SIGNAL PEDESTAL WITH FOUNDATION
Lump Sum	LS	PORTABLE LIGHTING	3	EA	MAST ARM WITH METAL POLE DESIGN
13	TON	FOUNDATION CONDITIONING MATERIAL, UTILITIES CLASS ***** (VI)	5	EA	SIGN FOR SIGNALS
13	TON	BEDDING MATERIAL, UTILITIES CLASS ***** (IV)	2	EA	LED BLANKOUT SIGN
13	TON	PAVEMENT REPAIR FOR UTILITY WORK	4	EA	SIGNAL CABINET FOUNDATION
65	LF	6" DI WATER PIPE, PC 350	4	EA	CONTROLLER WITH CABINET (TYPE 170E, BASE MOUNTED)
48	LF	**" DI RESTRAINED JOINT WATER PIPE, CLASS ***** (12", CLASS 50, 350# WP)	19	EA	DETECTOR CARD (TYPE 170)
2,054	LB	DI RESTRAINED JOINT WATER PIPE FITTINGS, 250# MIN WP	4	EA	GENERIC SIGNAL ITEM SYSTEM DETECTOR AMPLIFIER (2 CHANNEL)
335	LF	3/4" COPPER WATER PIPE, TYPE K	1,470	LF	GENERIC SIGNAL ITEM UNDERGROUND POLYETHYLENE CONDUIT (2", 1)
10	LF	1" COPPER WATER PIPE, TYPE K	300	LF	GENERIC SIGNAL ITEM UNDERGROUND POLYETHYLENE CONDUIT (2", 2)
350	LB	DUCTILE IRON WATER PIPE FITTINGS, 250# MIN WP	260	LF	GENERIC SIGNAL ITEM UNDERGROUND POLYETHYLENE CONDUIT (2", 4)
1	EA	6" GATE VALVE & VALVE BOX, 200# WP			
2	EA	RELOCATE EXISTING FIRE HYDRANT			
3	EA	GENERIC UTILITY ITEM INSTALL NEW METER BOX			
1	EA	GENERIC UTILITY ITEM INSTALL NEW VALVE BOX			
1	EA	GENERIC UTILITY ITEM RELOCATE EXT 1" WATER METER			
23	EA	GENERIC UTILITY ITEM RELOCATE EXT 3/4" WATER METER			
10	EA	GENERIC UTILITY ITEM RELOCATE SANITARY SEWER CLEAN OUT			
4	EA	GENERIC UTILITY ITEM THRUST COLLAR			
2,200	LF	TEMPORARY SILT FENCE			
115	TON	STONE FOR EROSION CONTROL, CLASS A			
285	TON	STONE FOR EROSION CONTROL, CLASS B			
370	TON	SEDIMENT CONTROL STONE			
4	ACR	TEMPORARY MULCHING			
150	LB	SEED FOR TEMPORARY SEEDING			
0.75	TON	FERTILIZER FOR TEMPORARY SEEDING			
135	CY	SILT EXCAVATION			
1,500	SY	MATting FOR EROSION CONTROL			
1,100	LF	1/4" HARDWARE CLOTH			
3.5	ACR	SEEDING & MULCHING			
2.5	ACR	MOWING			
50	LB	SEED FOR REPAIR SEEDING			
0.25	TON	FERTILIZER FOR REPAIR SEEDING			
100	LB	SEED FOR SUPPLEMENTAL SEEDING			
2.75	TON	FERTILIZER TOPDRESSING			
3	HR	SPECIALIZED HAND MOWING			
8	EA	RESPONSE FOR EROSION CONTROL			
16	EA	PEDESTRIAN SIGNAL HEAD (12", 1 SECTION)			
9,805	LF	SIGNAL CABLE			
38	EA	VEHICLE SIGNAL HEAD (12", 3 SECTION)			
8	EA	VEHICLE SIGNAL HEAD (12", 5 SECTION)			
170	LF	MESSENGER CABLE (1/4")			
1,050	LF	MESSENGER CABLE (3/8")			
920	LF	DIRECTIONAL DRILL POLYETHYLENE CONDUIT, 1-1/4" (** CONDUIT) (1.25", 2)			
31	EA	JUNCTION BOX (STANDARD SIZE)			
4	EA	JUNCTION BOX (OVER-SIZED)			
13	EA	WOOD POLE			
22	EA	GUY ASSEMBLY			
7	EA	1" RISER WITH WEATHERHEAD			
14	EA	2" RISER WITH WEATHERHEAD			
6,120	LF	INDUCTIVE LOOP SAWCUT			
7,030	LF	LEAD-IN CABLE			

FEDERAL AID PROPOSAL, CONTRACTOR LICENSE NOT REQUIRED TO BID

L040921 006

CONTRACT ID : C200823 34760.3.2

DIV OFFICE FAYETTEVILLE

LENGTH = 3.833 MI

COUNTY : CUMBERLAND

WIDENING, GRADING, DRAINAGE, PAVING, SIGNALS & STRS.

DBE GOAL 15.0% COMPLETION DATE : OCT 01 2007

HOPE MILLS BYPASS FROM SR-1141 (BINGHAM RD) TO SR-1132 (LEGION RD) AT SR-1363 (ELK RD).

ROADWAY ITEMS				
		1,000	LB	SEALING EXISTING PAVEMENT CRACKS
		2,000	TON	STABILIZER AGGREGATE
Lump Sum	LS	62,400	TON	AGGREGATE BASE COURSE
Lump Sum	LS	2,000	TON	INCIDENTAL STONE BASE
Lump Sum	LS	1,000	SY	MILLING ASPHALT PAVEMENT, ****
3	ACR			DEPTH (2-1/2")
16	EA	7,500	TON	ASPHALT CONC BASE COURSE, TYPE B25.0B
149,000	CY	5,000	TON	ASPHALT CONC BASE COURSE, TYPE B25.0C
Lump Sum	LS	5,500	TON	ASPHALT CONC INTERMEDIATE COURSE, TYPE I19.0B
Lump Sum	LS	30,100	TON	ASPHALT CONC INTERMEDIATE COURSE, TYPE I19.0C
Lump Sum	LS	8,200	TON	ASPHALT CONC SURFACE COURSE, TYPE S9.5B
21,000	CY	24,300	TON	ASPHALT CONC SURFACE COURSE, TYPE S9.5C
500	TON	2,800	TON	ASPHALT BINDER FOR PLANT MIX, GRADE PG 64-22
472,000	CY	1,600	TON	ASPHALT BINDER FOR PLANT MIX, GRADE PG 70-22
6,100	CY	1,600	TON	ASPHALT PLANT MIX, PAVEMENT REPAIR
1,200	LF	219	EA	RIGHT OF WAY MARKERS
139,200	SY	1,050	CY	SUBDRAIN EXCAVATION
39,600	SY	530	CY	SUBDRAIN FINE AGGREGATE
40	HR	3,100	LF	6" PERFORATED SUBDRAIN PIPE
32,000	CY	93	EA	6" SUBDRAIN PIPE WYES, TEES, & ELBOWS
29,500	SY	7	EA	CONCRETE PAD FOR SUBDRAIN PIPE OUTLET
2,992	TON	42	LF	6" OUTLET PIPE (SUBDRAINS)
80	LF	12.4	CY	ENDWALLS
64	LF	16.9	CY	REINFORCED ENDWALLS
56	LF	1.447	CY	PIPE COLLARS
12,100	LF	0.11	CY	PIPE PLUGS
2,928	LF	280	EA	MASONRY DRAINAGE STRUCTURES
5,328	LF	119.13	LF	MASONRY DRAINAGE STRUCTURES
4,564	LF	3	EA	FRAME WITH GRATE, STD 840.24
1,074	LF	51	EA	FRAME WITH TWO GRATES, STD 840.16
316	LF	2	EA	FRAME WITH TWO GRATES, STD 840.24
588	LF	31	EA	FRAME WITH GRATE & HOOD, STD 840.03, TYPE ** (E)
272	LF	82	EA	FRAME WITH GRATE & HOOD, STD 840.03, TYPE ** (F)
276	LF	110	EA	FRAME WITH GRATE & HOOD, STD 840.03, TYPE ** (G)
3	EA	41	EA	CONCRETE APRON FOR CATCH BASIN
1	EA	17	EA	CONCRETE APRON FOR DROP INLETS
1	EA	110	LF	***X*** CONCRETE CURB (8" X 12")
10	EA	22,800	LF	1'-6" CONCRETE CURB & GUTTER
6	EA	46,900	LF	2'-6" CONCRETE CURB & GUTTER
60	LF	12,800	SY	4" CONCRETE SIDEWALK
384	LF	330	SY	CONCRETE WHEELCHAIR RAMPS
136	LF	1,900	SY	6" CONCRETE DRIVEWAY
2,249	LF	30	SY	4" CONCRETE PAVED DITCH
Lump Sum	LS	4,700	SY	5" MONOLITHIC CONCRETE ISLANDS (KEYED IN)
		1	EA	ADJUSTMENT OF MANHOLES
		1	EA	ADJUSTMENT OF METER BOXES OR VALVE BOXES
		1	EA	CONVERT EXISTING DROP INLET TO JUNCTION BOX
		1	EA	CONVERT EXISTING DROP INLET TO CATCH BASIN
		2	EA	IMPACT ATTENUATOR UNIT, TYPE 350
		8,737.5	LF	STEEL BM GUARDRAIL
		100	LF	STEEL BM GUARDRAIL, SHOP CURVED

			2,955	LF	2" PVC WATER PIPE, SDR ***** (21)
			1,570	LF	8" PVC WATER PIPE, (C900), DR ** *****WP (DR18, 200# WP)
8	EA	STEEL BM GUARDRAIL TERMINAL SECTIONS	1,335	LF	***** PVC WATER PIPE, (C-900), DR ****, *****WP (12", DR18, 200# WP)
10	EA	ADDITIONAL GUARDRAIL POSTS	1,531	LF	***** PE WATER TUBING, SDR 9, *****WP (1", 200#)
2	EA	GUARDRAIL ANCHOR UNITS, TYPE AT-1	69	EA	1" CORPORATION STOP
14	EA	GUARDRAIL ANCHOR UNITS, TYPE CAT-1	9	EA	2" CORPORATION STOP
11	EA	GUARDRAIL ANCHOR UNITS, TYPE III	7	EA	*** GATE VALVE & VALVE BOX, *****WP (24", 250# WP)
17	EA	GUARDRAIL ANCHOR UNITS, TYPE 350	7	EA	*** GATE VALVE & VALVE BOX, *****WP (6", 250# WP)
87.5	LF	TEMPORARY STEEL BM GUARDRAIL	18	EA	8" GATE VALVE & VALVE BOX, *****WP (250# WP)
4	EA	GUARDRAIL ANCHOR UNITS, TYPE 350 TEMPORARY	1	EA	12" GATE VALVE & VALVE BOX, *****WP (250# WP)
18,300	LF	CHAIN LINK FENCE, 48" FABRIC	4	EA	***X*** TAPPING SLEEVE, VALVE & VALVE BOX, *****WP (16" X 16", 250# WP)
1,540	EA	METAL LINE POSTS FOR 48" CHAIN LINK FENCE	2	EA	***X*** TAPPING SLEEVE, VALVE & VALVE BOX, *****WP (24" X 24", 250# WP)
130	EA	METAL TERMINAL POSTS FOR 48" CHAIN LINK FENCE	2	EA	***X*** TAPPING SLEEVE, VALVE & VALVE BOX, *****WP (24" X 8", 250# WP)
200	LF	ADDITIONAL BARBED WIRE	5	EA	***X*** TAPPING SADDLE (12" X 1")
400	LF	CHAIN LINK FENCE RESET	4	EA	***X*** TAPPING SADDLE (12" X 2")
470	TON	PLAIN RIP RAP, CLASS I	12	EA	***X*** TAPPING SADDLE (2" X 1")
1,230	TON	PLAIN RIP RAP, CLASS II	16	EA	***X*** TAPPING SADDLE (24" X 1")
1,000	TON	PLAIN RIP RAP, CLASS B	1	EA	***X*** TAPPING SADDLE (24" X 2")
6,465	SY	FILTER FABRIC FOR DRAINAGE	1	EA	***X*** TAPPING SADDLE (6" X 1")
4	EA	PREFORMED SCOUR HOLES WITH LEVEL SPREADER APRON	33	EA	***X*** TAPPING SADDLE (8" X 1")
4,000	SF	GENERIC WALL ITEM SOUND BARRIER WALL	5	EA	***X*** TAPPING SADDLE (8" X 2")
3,315	LF	SUPPORTS, 3-LB STEEL U-CHANNEL	2	EA	2" BLOW OFF ASSEMBLY
5	EA	SIGN ERECTION, TYPE D	76	EA	RELOCATE EXISTING WATER METER
159	EA	SIGN ERECTION, TYPE E	4	EA	FIRE HYDRANT, ***** WP (250# WP)
32	EA	SIGN ERECTION, TYPE F	9	EA	RELOCATE EXISTING FIRE HYDRANT
1	EA	RELOCATE SIGN, TYPE ***** (D)	1,865	LF	*** PVC FORCE MAIN SEWER PIPE, ***** (8", SDR21, 200# WP)
89	EA	DISPOSAL OF SIGN SYSTEM, U- CHANNEL	160	LF	8" DI SEWER PIPE, PC 350
473	SF	WORK ZONE SIGNS (STATIONARY)	690	LB	DUCTILE IRON SEWER PIPE FIT- TINGS, ***** (250# WP)
352	SF	WORK ZONE SIGNS (PORTABLE)	20	EA	SANITARY SEWER CLEAN-OUT
256	SF	WORK ZONE SIGNS (BARRICADE MOUNTED)	2	EA	4' DIA PRECAST CONC SEWER MAN- HOLE 0-6' DEPTH
1	EA	FLASHING ARROW PANELS, TYPE C	180	LF	REMOVE ABANDONED *** PIPE (24", DI WATER)
6	EA	WARNING FLAG SETS	220	LF	FILL OR REMOVE ABANDONED *** PIPE, ***** (24", DI WATER)
452	EA	DRUMS	1,860	LF	FILL OR REMOVE ABANDONED *** PIPE, ***** (8", AC FORCE MAIN)
70	EA	CONES	1,090	LF	FILL OR REMOVE ABANDONED 12" PIPE, ***** (PVC WATER)
372	LF	BARRICADES (TYPE III)	2,355	LF	FILL OR REMOVE ABANDONED 16" PIPE, ***** (AC, WATER)
286	MD	FLAGGER	1	EA	BREAK DOWN, PLUG, & FILL ABAN- DONED UTILITY MANHOLE
8	EA	WARNING LIGHTS (TYPE B)	340	LF	*** STEEL ENCASEMENT PIPE, ***** THICK, BY OPEN CUT (30", 0.312")
2	EA	TEMPORARY CRASH CUSHIONS	2	EA	STEEL PILE PIERS
1	EA	TRUCK MOUNTED IMPACT ATTENUA- TOR (60 MPH)	33	EA	GENERIC UTILITY ITEM 12" RESTRAINED RETAINER GLANDS
350	LF	PORTABLE CONCRETE BARRIER (ANCHORED)	25	EA	GENERIC UTILITY ITEM 16" RESTRAINED RETAINER GLANDS
350	LF	RESET PORTABLE CONCRETE BAR- RIER (ANCHORED)	11	EA	GENERIC UTILITY ITEM 2" BALL VALVE, 200# WP
1,476	EA	TEMPORARY RAISED PAVEMENT MARKERS	1	EA	GENERIC UTILITY ITEM 2" COMBINATION AIR RELEASE VACUUM VALVE AND MANHOLE
4,878	LF	THERMOPLASTIC PAVEMENT MARKING LINES (4", 90 MILS)	6	EA	GENERIC UTILITY ITEM 2" PVC PIPE FITTINGS
36,421	LF	THERMOPLASTIC PAVEMENT MARKING LINES (4", 120 MILS)	47	EA	GENERIC UTILITY ITEM 24" RESTRAINED RETAINER GLANDS
1,196	LF	THERMOPLASTIC PAVEMENT MARKING LINES (8", 90 MILS)			
2,090	LF	THERMOPLASTIC PAVEMENT MARKING LINES (24", 120 MILS)			
258	EA	THERMOPLASTIC PAVEMENT MARKING SYMBOL (90 MILS)			
259,595	LF	PAINT PAVEMENT MARKING LINES (4")			
3,043	LF	PAINT PAVEMENT MARKING LINES (8")			
2,508	LF	PAINT PAVEMENT MARKING LINES (24")			
208	EA	PAINT PAVEMENT MARKING SYMBOL			
6,000	LF	REMOVAL OF PAVEMENT MARKING LINES (4")			
1,767	EA	PERMANENT RAISED PAVEMENT MARKERS			
800	TON	FOUNDATION CONDITIONING MATE- RIAL, UTILITIES CLASS ***** (VI)			
850	TON	BEDDING MATERIAL, UTILITIES CLASS ***** (VI)			
420	TON	PAVEMENT REPAIR FOR UTILITY WORK			
1,200	LF	24" DI WATER PIPE, PC ***** (250)			
29,350	LB	DI RESTRAINED JOINT WATER PIPE FITTINGS, 250# MIN WP			

1	EA	GENERIC UTILITY ITEM 3/4" WATER METER
22	EA	GENERIC UTILITY ITEM 6" RESTRAINED RETAINER GLANDS
79	EA	GENERIC UTILITY ITEM 8" RESTRAINED RETAINER GLANDS
1	EA	GENERIC UTILITY ITEM GROUT FILL EXISTING MANHOLE INVERT
2	EA	GENERIC UTILITY ITEM REMOVE EXISTING STEEL PILE PIERS
230	LF	GENERIC UTILITY ITEM 12" DI RESTRAINED JOINT WATER, PIPE PC 350
250	LF	GENERIC UTILITY ITEM 16" DI RESTRAINED JOINT WATER, PIPE PC 350
40	LF	GENERIC UTILITY ITEM 24" DI FLANGED JOINT WATER PIPE, CLASS 53
14	LF	GENERIC UTILITY ITEM 24" DI FLANGED TO RESTRAIN JOINT TRANSITION PIPE, CLASS 53
2,285	LF	GENERIC UTILITY ITEM 24" DI RESTRAINED JOINT WATER, PIPE PC 250
186	LF	GENERIC UTILITY ITEM 6" DI RESTRAINED JOINT WATER, PIPE PC 350
30	LF	GENERIC UTILITY ITEM 8" DI RESTRAINED JOINT FORCE MAIN SEWER PIPE, PC 350
2,600	LF	GENERIC UTILITY ITEM 8" DI RESTRAINED JOINT WATER, PIPE PC 350
22,880	LF	TEMPORARY SILT FENCE
2,250	TON	STONE FOR EROSION CONTROL, CLASS A
12,845	TON	STONE FOR EROSION CONTROL, CLASS B
7,215	TON	SEDIMENT CONTROL STONE
108	ACR	TEMPORARY MULCHING
3,800	LB	SEED FOR TEMPORARY SEEDING
15.25	TON	FERTILIZER FOR TEMPORARY SEED- ING
2,870	LF	TEMPORARY SLOPE DRAINS
57	EA	INLET PROTECTION AT TEMPORARY SLOPE DRAINS
38,800	CY	SILT EXCAVATION
19,250	SY	MATTING FOR EROSION CONTROL
340	SY	PERMANENT SOIL REINFORCEMENT MAT
5,440	LF	1/4" HARDWARE CLOTH
320	CY	STILLING BASINS
2	EA	SPECIAL STILLING BASINS
136	ACR	SEEDING & MULCHING
63.5	ACR	MOWING
950	LB	SEED FOR REPAIR SEEDING
2.25	TON	FERTILIZER FOR REPAIR SEEDING
2,550	LB	SEED FOR SUPPLEMENTAL SEEDING
102	TON	FERTILIZER TOPDRESSING
0.9	ACR	SPECIALIZED SEEDING UNDER GUIDERAIL & GUARDRAIL (CENTI- PEDE)
250	LF	IMPERVIOUS DIKE
19.5	HR	SPECIALIZED HAND MOWING
32	EA	RESPONSE FOR EROSION CONTROL
660	CY	CULVERT DIVERSION CHANNEL
0.4	ACR	REFORESTATION
3,000	LF	GENERIC EROSION CONTROL ITEM SAFETY FENCE
8	EA	PEDESTRIAN SIGNAL HEAD (12", 1 SECTION)
17,500	LF	SIGNAL CABLE
94	EA	VEHICLE SIGNAL HEAD (12", 3 SECTION)
2	EA	VEHICLE SIGNAL HEAD (12", 4 SECTION)
33	EA	VEHICLE SIGNAL HEAD (12", 5 SECTION)
3,300	LF	MESSENGER CABLE (1/4")
7,000	LF	MESSENGER CABLE (3/8")
15,300	LF	TRACER WIRE
17,790	LF	TRENCHING (UNPAVED)
2,640	LF	DIRECTIONAL DRILL POLYETHYLENE CONDUIT, ***** (** CONDUIT) (1-1/4", 1)
35	EA	JUNCTION BOX (STANDARD SIZE)
34	EA	JUNCTION BOX (OVER-SIZED)
20	EA	WOOD POLE

44	EA	GUY ASSEMBLY
5	EA	1" RISER WITH WEATHERHEAD
20	EA	2" RISER WITH WEATHERHEAD
4	EA	2" RISER WITH HEAT SHRINK TUBING
21,960	LF	INDUCTIVE LOOP SAWCUT
22,780	LF	LEAD-IN CABLE
19,400	LF	COMMUNICATIONS CABLE (**FIBER) (12)
1	EA	AERIAL SPLICE ENCLOSURE
5	EA	INTERCONNECT CENTER
5	EA	FIBER-OPTIC TRANSCEIVER
22	EA	DELINEATOR MARKER
1	EA	FURNISH FIBER-OPTIC RESTORA- TION KIT
1	EA	FURNISH FIBER-OPTIC TRANSCEIV- ER
20	EA	METAL STRAIN SIGNAL POLE
20	EA	SOIL TEST
300	LF	DRILLED PIER FOUNDATION (** DIA) (42")
13	EA	SIGN FOR SIGNALS
4	EA	SIGNAL CABINET FOUNDATION
4	EA	CABINET BASE ADAPTER
4	EA	CONTROLLER WITH CABINET (TYPE 2070L, BASE MOUNTED)
46	EA	DETECTOR CARD (TYPE 2070L)

CULVERT ITEMS

Lump Sum	LS	CULVERT EXCAVATION, STA ***** (106+32.00-L-)
Lump Sum	LS	CULVERT EXCAVATION, STA ***** (118+40.00-L-)
Lump Sum	LS	CULVERT EXCAVATION, STA ***** (15+74.00-Y2-)
Lump Sum	LS	CULVERT EXCAVATION, STA ***** (184+27.00-L-)
686	TON	FOUNDATION CONDITIONING MATER- IAL, BOX CULVERT
730.5	CY	CLASS A CONCRETE (CULVERT)
126,773	LB	REINFORCING STEEL (CULVERT)
146	TON	PLAIN RIP RAP, CLASS ** (1)
184	SY	FILTER FABRIC FOR DRAINAGE

WALL ITEMS

Lump Sum	LS	MSE RETAINING WALL, STA ***** (162+29.76 -L-)
----------	----	--

STRUCTURE ITEMS

Lump Sum	LS	CONSTRUCTION, MAINTENANCE, & REMOVAL OF TEMP ACCESS AT STA ***** (161+95.29-L- LT LANE)
Lump Sum	LS	REMOVAL OF EXISTING STRUCTURE AT STATION ***** (32+18.00-L-)
Lump Sum	LS	FOUNDATION EXCAVATION FOR BENT ** AT STATION ***** (1, 161+95.29-L- LT LANE)
Lump Sum	LS	FOUNDATION EXCAVATION FOR BENT ** AT STATION ***** (1, 161+95.29-L- RT LANE)
Lump Sum	LS	UNCLASSIFIED STRUCTURE EXCAVA- TION AT STATION ***** (32+18.00-L-)
34,985	SF	REINFORCED CONCRETE DECK SLAB
36,930	SF	GROOVING BRIDGE FLOORS
552.3	CY	CLASS A CONCRETE (BRIDGE)
Lump Sum	LS	BRIDGE APPROACH SLABS, STATION ***** (161+95.29-L- LT LANE)
Lump Sum	LS	BRIDGE APPROACH SLABS, STATION ***** (161+95.29-L- RT LANE)
Lump Sum	LS	BRIDGE APPROACH SLABS, STATION ***** (32+18.00-L-)
85,558	LB	REINFORCING STEEL (BRIDGE)
3,924	LB	SPIRAL COLUMN REINFORCING STEEL (BRIDGE)

1,751.32	LF	45" PRESTRESSED CONCRETE GIRDERS
747,200	LS	APPROX LBS STRUCTURAL STEEL
6,160	LF	HP12X53 STEEL PILES
2,000	LF	HP14X73 STEEL PILES
Lump Sum	LS	GALVANIZING STEEL PILES AT STA ***** (32+18.00-L-)
755.76	LF	THREE BAR METAL RAIL
512.73	LF	CONCRETE BARRIER RAIL
886	TON	PLAIN RIP RAP CLASS II (2'-0" THICK)
985	SY	FILTER FABRIC FOR DRAINAGE
Lump Sum	LS	POT BEARINGS
Lump Sum	LS	ELASTOMERIC BEARINGS
Lump Sum	LS	EVAZOTE JOINT SEALS
Lump Sum	LS	GENERIC STRUCTURE ITEM CHAIN LINK FENCE FOR PROTECTION OF RAILROAD (STA 161+95.29 -L-LT LN)
Lump Sum	LS	GENERIC STRUCTURE ITEM CHAIN LINK FENCE FOR PROTECTION OF RAILROAD (STA 161+95.29 -L-RT LN)

FEDERAL AID PROPOSAL, CONTRACTOR LICENSE NOT REQUIRED TO BID

L040921 007

CONTRACT ID : C200849 33491.3.1

DIV OFFICE FAYETTEVILLE

LENGTH = 0.212 MI

COUNTY : HARNETT

GRADING, DRAINAGE, PAVING & STRUCTURE.

DBE GOAL 8.0% COMPLETION DATE : DEC 31 2005

BRIDGE OVER BLACK RIVER & APPROACHES ON SR-1780.

ROADWAY ITEMS

Lump Sum	LS	MOBILIZATION
Lump Sum	LS	CONSTRUCTION SURVEYING
3,700	CY	UNCLASSIFIED EXCAVATION
Lump Sum	LS	REINFORCED BRIDGE APPROACH FILL, STATION ***** (17+68.00)
1	ACR	SUPPLEMENTARY CLEARING & GRUBBING
500	CY	UNDERCUT EXCAVATION
Lump Sum	LS	GRADING
12	CY	DRAINAGE DITCH EXCAVATION
500	CY	SELECT GRANULAR MATERIAL
500	SY	FABRIC FOR SOIL STABILIZATION
300	SF	TEMPORARY SHORING
28	LF	15" RC PIPE CULVERTS, CLASS III
24	LF	15" BIT COAT CS PIPE CULVERTS, TYPE B 0.064" THICK
130	LF	PIPE REMOVAL
100	TON	INCIDENTAL STONE BASE
540	SY	INCIDENTAL MILLING
1,050	TON	ASPHALT CONC BASE COURSE, TYPE B25.0B
675	TON	ASPHALT CONC INTERMEDIATE COURSE, TYPE 119.0B
715	TON	ASPHALT CONC SURFACE COURSE, TYPE S9.5B
127	TON	ASPHALT BINDER FOR PLANT MIX, GRADE PG 64-22
2	EA	MASONRY DRAINAGE STRUCTURES
2	EA	FRAME WITH TWO GRATES, STD 840.29
95	LF	SHOULDER BERM GUTTER
500	LF	STEEL BM GUARDRAIL
5	EA	ADDITIONAL GUARDRAIL POSTS
4	EA	GUARDRAIL ANCHOR UNITS, TYPE III
4	EA	GUARDRAIL ANCHOR UNITS, TYPE 350
687.5	LF	REMOVE EXISTING GUARDRAIL
2	TON	PLAIN RIP RAP, CLASS B
232	SY	FILTER FABRIC FOR DRAINAGE
20	SF	CONTRACTOR FURNISHED, TYPE *** SIGN (D)
23.25	SF	CONTRACTOR FURNISHED, TYPE *** SIGN (E)
135	LF	SUPPORTS, 3-LB STEEL U-CHANNEL
3	EA	SIGN ERECTION, TYPE D
5	EA	SIGN ERECTION, TYPE E
9	EA	DISPOSAL OF SIGN SYSTEM, U-CHANNEL
1	EA	DISPOSAL OF SIGN SYSTEM, WOOD
110	SF	WORK ZONE SIGNS (STATIONARY)
96	SF	WORK ZONE SIGNS (PORTABLE)
32	SF	WORK ZONE SIGNS (BARRICADE MOUNTED)
49	EA	DRUMS
25	EA	CONES
4	MD	FLAGGER
1	EA	TRUCK MOUNTED IMPACT ATTENUATOR (60 MPH)
38	EA	TEMPORARY RAISED PAVEMENT MARKERS
19,520	LF	PAINT PAVEMENT MARKING LINES (4")
900	LF	REMOVAL OF PAVEMENT MARKING LINES (4")
20	EA	PERMANENT RAISED PAVEMENT MARKERS
700	LF	TEMPORARY SILT FENCE
75	TON	STONE FOR EROSION CONTROL, CLASS A
130	TON	STONE FOR EROSION CONTROL, CLASS B

40	TON	SEDIMENT CONTROL STONE
0.5	ACR	TEMPORARY MULCHING
50	LB	SEED FOR TEMPORARY SEEDING
0.25	TON	FERTILIZER FOR TEMPORARY SEEDING
50	LF	TEMPORARY SLOPE DRAINS
2	EA	INLET PROTECTION AT TEMPORARY SLOPE DRAINS
10	CY	SILT EXCAVATION
1,205	SY	MATTING FOR EROSION CONTROL
40	LF	1/4" HARDWARE CLOTH
0.5	ACR	SEEDING & MULCHING
0.5	ACR	MOWING
50	LB	SEED FOR REPAIR SEEDING
0.25	TON	FERTILIZER FOR REPAIR SEEDING
50	LB	SEED FOR SUPPLEMENTAL SEEDING
0.25	TON	FERTILIZER TOPDRESSING
2	HR	SPECIALIZED HAND MOWING
0.75	ACR	REFORESTATION

STRUCTURE ITEMS

Lump Sum	LS	REMOVAL OF EXISTING STRUCTURE AT STATION ***** (17+68.00 -L-)
57.4	CY	CLASS A CONCRETE (BRIDGE)
Lump Sum	LS	BRIDGE APPROACH SLABS, STATION ***** (17+68.00 -L-)
9,795	LB	REINFORCING STEEL (BRIDGE)
760	LF	HP12X53 STEEL PILES
1,075	LF	HP14X73 STEEL PILES
Lump Sum	LS	GALVANIZING STEEL PILES AT STA ***** (17+68.00 -L-)
355.8	LF	CONCRETE BARRIER RAIL
245	TON	PLAIN RIP RAP CLASS II (2'-0" THICK)
275	SY	FILTER FABRIC FOR DRAINAGE
Lump Sum	LS	ELASTOMERIC BEARINGS
2,128.5	LF	3'-0" X 1'-9" PRESTRESSED CONC CORED SLABS
Lump Sum	LS	GENERIC STRUCTURE ITEM REMOVAL OF TEMPORARY STR @ STA 17+68.00 -L-

FEDERAL AID PROPOSAL, CONTRACTOR LICENSE NOT REQUIRED TO BID

L040921 008

CONTRACT ID : C200861 33197.3.1

DIV OFFICE GREENSBORO

LENGTH = 0.328 MI

COUNTY : GUILFORD

GRADING, DRAINAGE, PAVING & CULVERT.

DBE GOAL 13.0% COMPLETION DATE : NOV 15 2005

CULVERT ON PRONG OF ALAMANCE CREEK AND APPROACHES ON SR-3143.

		ROADWAY ITEMS				
				3	EA	WARNING FLAG SETS
				40	EA	DRUMS
				30	EA	CONES
				134	LF	BARRICADES (TYPE III)
				280	MD	FLAGGER
				4	EA	TEMPORARY CRASH CUSHIONS
				3	EA	RESET TEMPORARY CRASH CUSHIONS
				2	EA	TRUCK MOUNTED IMPACT ATTENUATOR (45 MPH)
Lump Sum	LS	MOBILIZATION		1,530	LF	PORTABLE CONCRETE BARRIER
1	ACR	SUPPLEMENTARY CLEARING & GRUBBING		240	LF	RESET PORTABLE CONCRETE BARRIER
250	CY	UNDERCUT EXCAVATION		28,829	LF	PAINT PAVEMENT MARKING LINES (4")
Lump Sum	LS	GRADING		133	LF	PAINT PAVEMENT MARKING LINES (8")
21,300	CY	BORROW EXCAVATION		375	LF	PAINT PAVEMENT MARKING LINES (24")
1,300	SF	TEMPORARY SHORING		8	EA	PAINT PAVEMENT MARKING SYMBOL
150	TON	FOUNDATION CONDITIONING MATERIAL, MINOR STRS		2,100	LF	REMOVAL OF PAVEMENT MARKING LINES (4")
772	LF	15" RC PIPE CULVERTS, CLASS III		8	TON	PAVEMENT REPAIR FOR UTILITY WORK
376	LF	18" RC PIPE CULVERTS, CLASS III		3,770	LB	DI RESTRAINED JOINT WATER PIPE FITTINGS, 250# MIN WP
160	LF	24" RC PIPE CULVERTS, CLASS III		2	EA	6" GATE VALVE & VALVE BOX, 200# WP
76	LF	24" BIT COAT CS PIPE CULVERTS, TYPE B 0.064" THICK		2	EA	RELOCATE EXISTING FIRE HYDRANT
4	EA	24" BIT COAT CS PIPE ELBOWS, TYPE B 0.064" THICK		410	LF	FILL OR REMOVE ABANDONED 12" PIPE, ***** (DI WATER)
824	LF	PIPE REMOVAL		1	EA	BREAK DOWN & REBUILD EXISTING MANHOLE
250	TON	INCIDENTAL STONE BASE		535	LF	GENERIC UTILITY ITEM 12" DI RESTRAINED JOINT WATER PIPE, PC 350
520	SY	INCIDENTAL MILLING		81	LF	GENERIC UTILITY ITEM 6" DI RESTRAINED JOINT WATER PIPE, PC 350
1,640	TON	ASPHALT CONC BASE COURSE, TYPE B25.0B		24	LF	GENERIC UTILITY ITEM 8" DI RESTRAINED JOINT WATER PIPE, PC 350
1,550	TON	ASPHALT CONC INTERMEDIATE COURSE, TYPE 119.0B		34	TON	GENERIC UTILITY ITEM #67 STONE FOR FOUNDATION CONDITIONING
1,350	TON	ASPHALT CONC SURFACE COURSE, TYPE S9.5A		34	TON	GENERIC UTILITY ITEM #67 STONE FOR PIPE BEDDING
230	TON	ASPHALT BINDER FOR PLANT MIX, GRADE PG 64-22		675	LF	TEMPORARY SILT FENCE
14	EA	RIGHT OF WAY MARKERS		75	TON	STONE FOR EROSION CONTROL, CLASS A
0.5	CY	PIPE PLUGS		305	TON	STONE FOR EROSION CONTROL, CLASS B
19	EA	MASONRY DRAINAGE STRUCTURES		265	TON	SEDIMENT CONTROL STONE
12	LF	MASONRY DRAINAGE STRUCTURES		2.5	ACR	TEMPORARY MULCHING
2	EA	FRAME WITH GRATE, STD 840.**** (840.16)		100	LB	SEED FOR TEMPORARY SEEDING
8	EA	FRAME WITH GRATE & HOOD, STD 840.03, TYPE ** (E)		0.5	TON	FERTILIZER FOR TEMPORARY SEEDING
6	EA	FRAME WITH GRATE & HOOD, STD 840.03, TYPE ** (F)		55	LF	TEMPORARY SLOPE DRAINS
2	EA	FRAME WITH GRATE & HOOD, STD 840.03, TYPE ** (G)		2	EA	INLET PROTECTION AT TEMPORARY SLOPE DRAINS
2	EA	FRAME WITH COVER, STD 840.54		585	CY	SILT EXCAVATION
3,750	LF	2'-6" CONCRETE CURB & GUTTER		1,760	SY	MATTING FOR EROSION CONTROL
950	SY	4" CONCRETE SIDEWALK		600	LF	1/4" HARDWARE CLOTH
14	SY	CONCRETE WHEELCHAIR RAMPS		300	CY	STILLING BASINS
2	EA	ADJUSTMENT OF CATCH BASINS		4	ACR	SEEDING & MULCHING
5	EA	ADJUSTMENT OF MANHOLES		1.5	ACR	MOWING
9	EA	ADJUSTMENT OF METER BOXES OR VALVE BOXES		50	LB	SEED FOR REPAIR SEEDING
1	EA	CONVERT EXISTING CATCH BASIN TO JUNCTION BOX WITH MANHOLE COVER		0.25	TON	FERTILIZER FOR REPAIR SEEDING
975	LF	STEEL BM GUARDRAIL		75	LB	SEED FOR SUPPLEMENTAL SEEDING
5	EA	ADDITIONAL GUARDRAIL POSTS		2.75	TON	FERTILIZER TOPDRESSING
2	EA	GUARDRAIL ANCHOR UNITS, TYPE CAT-1		365	LF	IMPERVIOUS DIKE
2	EA	GUARDRAIL ANCHOR UNITS, TYPE 350		2.5	HR	SPECIALIZED HAND MOWING
63	TON	PLAIN RIP RAP, CLASS I		8	EA	RESPONSE FOR EROSION CONTROL
6	TON	PLAIN RIP RAP, CLASS B		360	CY	CULVERT DIVERSION CHANNEL
785	SY	FILTER FABRIC FOR DRAINAGE				
27.25	SF	CONTRACTOR FURNISHED, TYPE *** SIGN (E)				
54	LF	SUPPORTS, 3-LB STEEL U-CHANNEL				
5	EA	SIGN ERECTION, TYPE E				
11	EA	DISPOSAL OF SIGN SYSTEM, U-CHANNEL				
444	SF	WORK ZONE SIGNS (STATIONARY)				
96	SF	WORK ZONE SIGNS (PORTABLE)				
92	SF	WORK ZONE SIGNS (BARRICADE MOUNTED)				

CULVERT ITEMS

Lump Sum	LS	REMOVAL OF EXISTING STRUCTURE AT STATION ***** (17+06.68 -L-)
Lump Sum	LS	CULVERT EXCAVATION, STA ***** (17+06.68 -L-)
327	TON	FOUNDATION CONDITIONING MATERIAL, BOX CULVERT
Lump Sum	LS	GENERIC CULVERT ITEM CONSTRUCTION OF CULVERT AT STA 17+06.68 -L-

FEDERAL AID PROPOSAL, CONTRACTOR LICENSE NOT REQUIRED TO BID

L040921 009

CONTRACT ID : C200961 33177.3.1

DIV OFFICE GREENSBORO

LENGTH = 0.456 MI

COUNTY : CASWELL

GRADING, DRAINAGE, PAVING & STRUCTURES.

DBE GOAL 10.0% COMPLETION DATE : DEC 31 2006

BRIDGES OVER COUNTRY LINE CREEK & PRONG OF COUNTRY LINE CREEK & APPROACHES ON SR-1565.

ROADWAY ITEMS

Lump Sum	LS	MOBILIZATION
Lump Sum	LS	CONSTRUCTION SURVEYING
Lump Sum	LS	REINFORCED BRIDGE APPROACH FILL, STATION ***** (26+65.00)
1	ACR	SUPPLEMENTARY CLEARING & GRUB- BING
1,000	CY	UNDERCUT EXCAVATION
Lump Sum	LS	GRADING
14,200	CY	BORROW EXCAVATION
219	CY	DRAINAGE DITCH EXCAVATION
400	CY	SELECT GRANULAR MATERIAL
400	SY	FABRIC FOR SOIL STABILIZATION
200	SF	TEMPORARY SHORING
60	TON	FOUNDATION CONDITIONING MATE- RIAL, MINOR STRS
28	LF	15" SIDE DRAIN PIPE
36	LF	24" SIDE DRAIN PIPE
132	LF	15" RC PIPE CULVERTS, CLASS III
60	LF	*** CS PIPE CULVERTS, ***** THICK (36", 0.079")
168	LF	*** CS PIPE CULVERTS, ***** THICK (96", 0.168")
96	LF	15" BIT COAT CS PIPE CULVERTS, TYPE B 0.064" THICK
228	LF	PIPE REMOVAL
1,100	TON	AGGREGATE BASE COURSE
200	TON	INCIDENTAL STONE BASE
1,070	GAL	PRIME COAT
750	TON	ASPHALT CONC BASE COURSE, TYPE B25.0B
900	TON	ASPHALT CONC SURFACE COURSE, TYPE SF9.5A
91	TON	ASPHALT BINDER FOR PLANT MIX, GRADE PG 64-22
20	TON	ASPHALT PLANT MIX, PAVEMENT REPAIR
25	EA	RIGHT OF WAY MARKERS
10	EA	MASONRY DRAINAGE STRUCTURES
10	EA	FRAME WITH TWO GRATES, STD 840.29
1,000	SF	GENERIC DRAINAGE ITEM SANDBAG HEADWALL
2,350	LF	SHOULDER BERM GUTTER
2,375	LF	STEEL BM GUARDRAIL
10	EA	ADDITIONAL GUARDRAIL POSTS
4	EA	GUARDRAIL ANCHOR UNITS, TYPE III
8	EA	GUARDRAIL ANCHOR UNITS, TYPE 350
1,525	LF	TEMPORARY STEEL BM GUARDRAIL
4	EA	GUARDRAIL ANCHOR UNITS, TYPE ***** TEMPORARY (III)
13	EA	GUARDRAIL ANCHOR UNITS, TYPE 350 TEMPORARY
200	TON	PLAIN RIP RAP, CLASS I
6	TON	PLAIN RIP RAP, CLASS B
1,627	SY	FILTER FABRIC FOR DRAINAGE
276	SF	WORK ZONE SIGNS (STATIONARY)
224	SF	WORK ZONE SIGNS (PORTABLE)
72	SF	WORK ZONE SIGNS (BARRICADE MOUNTED)
50	EA	DRUMS
50	EA	CONES
96	LF	BARRICADES (TYPE III)
50	MD	FLAGGER
1	EA	TRUCK MOUNTED IMPACT ATTENUA- TOR (60 MPH)
216	EA	TEMPORARY RAISED PAVEMENT MARKERS
51,600	LF	PAINT PAVEMENT MARKING LINES (4")

1,660	LF	TEMPORARY SILT FENCE
200	TON	STONE FOR EROSION CONTROL, CLASS A
1,020	TON	STONE FOR EROSION CONTROL, CLASS B
850	TON	SEDIMENT CONTROL STONE
6.5	ACR	TEMPORARY MULCHING
250	LB	SEED FOR TEMPORARY SEEDING
1	TON	FERTILIZER FOR TEMPORARY SEED- ING
40	LF	TEMPORARY SLOPE DRAINS
2	EA	INLET PROTECTION AT TEMPORARY SLOPE DRAINS
2,455	CY	SILT EXCAVATION
3,820	SY	MATTING FOR EROSION CONTROL
25	SY	PERMANENT SOIL REINFORCEMENT MAT
200	LF	1/4" HARDWARE CLOTH
100	SY	FLOATING TURBIDITY CURTAIN
40	CY	STILLING BASINS
16	EA	SPECIAL STILLING BASINS
7	ACR	SEEDING & MULCHING
4	ACR	MOWING
100	LB	SEED FOR REPAIR SEEDING
0.25	TON	FERTILIZER FOR REPAIR SEEDING
150	LB	SEED FOR SUPPLEMENTAL SEEDING
5.25	TON	FERTILIZER TOPDRESSING
150	LF	IMPERVIOUS DIKE
6	HR	SPECIALIZED HAND MOWING
16	EA	RESPONSE FOR EROSION CONTROL
80	CY	CULVERT DIVERSION CHANNEL
1.5	ACR	REFORESTATION

CULVERT ITEMS

Lump Sum	LS	REMOVAL OF EXISTING STRUCTURE AT STATION ***** (15+91.00 -L-)
Lump Sum	LS	CULVERT EXCAVATION, STA ***** (15+91.00 -L-)
138	TON	FOUNDATION CONDITIONING MATER- IAL, BOX CULVERT
195.9	CY	CLASS A CONCRETE (CULVERT)
39,883	LB	REINFORCING STEEL (CULVERT)

STRUCTURE ITEMS

Lump Sum	LS	CONSTRUCTION, MAINTENANCE, & REMOVAL OF TEMP STRUCTURE AT STA ***** (26+65.00 -L-)
Lump Sum	LS	CONSTRUCTION, MAINTENANCE, & REMOVAL OF TEMP ACCESS AT STA ***** (26+65.00 -L-)
Lump Sum	LS	REMOVAL OF EXISTING STRUCTURE AT STATION ***** (26+65.00 -L-)
177.5	LF	3'-0" DIA DRILLED PIERS IN SO IL
97	LF	3'-0" DIA DRILLED PIERS NOT IN SOIL
155.9	LF	PERMANENT STEEL CASING FOR 3'-0" DIA DRILLED PIER
2	EA	SID INSPECTION
2	EA	CROSSHOLE SONIC LOGGING
1,176.6	LF	CSL TUBES
Lump Sum	LS	UNCLASSIFIED STRUCTURE EXCAVA- TION AT STATION ***** (26+65.00 -L-)
105.8	CY	CLASS A CONCRETE (BRIDGE)
Lump Sum	LS	BRIDGE APPROACH SLABS, STATION ***** (26+65.00 -L-)

40,605	LB	REINFORCING STEEL (BRIDGE)
4,704	LB	SPIRAL COLUMN REINFORCING STEEL (BRIDGE)
360	LF	HP12X53 STEEL PILES
435.5	LF	CONCRETE BARRIER RAIL
390	TON	PLAIN RIP RAP CLASS II (2'-0" THICK)
433	SY	FILTER FABRIC FOR DRAINAGE
Lump Sum	LS	ELASTOMERIC BEARINGS
2,389.75	LF	3'-0" X 1'-9" PRESTRESSED CONC CORED SLABS

FEDERAL AID PROPOSAL, CONTRACTOR LICENSE NOT REQUIRED TO BID

L040921 010

CONTRACT ID : C200963 33235.2.2

DIV OFFICE GREENSBORO

LENGTH = 0.180 MI

COUNTY : ROCKINGHAM

GRADING, DRAINAGE, PAVING & CULVERT.

DBE GOAL 11.0% COMPLETION DATE : SEE SPECIAL PROVISIONS

CULVERT ON JACOB'S CREEK AND APPROACHES ON SR-2331 (BARHAM RD).

ROADWAY ITEMS

Lump Sum	LS	MOBILIZATION
1	ACR	SUPPLEMENTARY CLEARING & GRUBBING
200	CY	UNDERCUT EXCAVATION
Lump Sum	LS	GRADING
12,600	CY	BORROW EXCAVATION
760	CY	DRAINAGE DITCH EXCAVATION
300	LF	BERM DITCH CONSTRUCTION
100	CY	SELECT GRANULAR MATERIAL
100	SY	FABRIC FOR SOIL STABILIZATION
35	TON	FOUNDATION CONDITIONING MATERIAL, MINOR STRS
28	LF	*** SIDE DRAIN PIPE (30")
204	LF	15" RC PIPE CULVERTS, CLASS III
52	LF	18" RC PIPE CULVERTS, CLASS III
36	LF	15" BIT COAT CS PIPE CULVERTS, TYPE B 0.064" THICK
2	EA	15" BIT COAT CS PIPE ELBOWS, TYPE B 0.064" THICK
100	TON	STABILIZER AGGREGATE
100	TON	INCIDENTAL STONE BASE
625	TON	ASPHALT CONC BASE COURSE, TYPE B25.0B
380	TON	ASPHALT CONC SURFACE COURSE, TYPE SF9.5A
52	TON	ASPHALT BINDER FOR PLANT MIX, GRADE PG 64-22
8	TON	ASPHALT PLANT MIX, PAVEMENT REPAIR
18	EA	RIGHT OF WAY MARKERS
4	EA	MASONRY DRAINAGE STRUCTURES
4	EA	FRAME WITH TWO GRATES, STD 840.29
435	LF	SHOULDER BERM GUTTER
850	LF	STEEL BM GUARDRAIL
5	EA	ADDITIONAL GUARDRAIL POSTS
6	EA	GUARDRAIL ANCHOR UNITS, TYPE 350
45	TON	PLAIN RIP RAP, CLASS I
355	TON	PLAIN RIP RAP, CLASS B
1,190	SY	FILTER FABRIC FOR DRAINAGE
213	SF	WORK ZONE SIGNS (STATIONARY)
94	SF	WORK ZONE SIGNS (BARRICADE MOUNTED)
96	LF	BARRICADES (TYPE III)
7,600	LF	PAINT PAVEMENT MARKING LINES (4")
24	EA	PERMANENT RAISED PAVEMENT MARKERS
725	LF	TEMPORARY SILT FENCE
75	TON	STONE FOR EROSION CONTROL, CLASS A
355	TON	STONE FOR EROSION CONTROL, CLASS B
155	TON	SEDIMENT CONTROL STONE
1.5	ACR	TEMPORARY MULCHING
50	LB	SEED FOR TEMPORARY SEEDING
0.25	TON	FERTILIZER FOR TEMPORARY SEEDING
115	LF	TEMPORARY SLOPE DRAINS
3	EA	INLET PROTECTION AT TEMPORARY SLOPE DRAINS
765	CY	SILT EXCAVATION
1,240	SY	MATting FOR EROSION CONTROL
50	SY	PERMANENT SOIL REINFORCEMENT MAT
80	LF	1/4" HARDWARE CLOTH
2	EA	SPECIAL STILLING BASINS
2.5	ACR	SEEDING & MULCHING
1	ACR	MOWING
50	LB	SEED FOR REPAIR SEEDING
0.25	TON	FERTILIZER FOR REPAIR SEEDING

50	LB	SEED FOR SUPPLEMENTAL SEEDING
1.75	TON	FERTILIZER TOPDRESSING
235	LF	IMPERVIOUS DIKE
2.5	HR	SPECIALIZED HAND MOWING
8	EA	RESPONSE FOR EROSION CONTROL
15	EA	GENERIC EROSION CONTROL ITEM TEMPORARY SILT DIKE

CULVERT ITEMS

Lump Sum	LS	REMOVAL OF EXISTING STRUCTURE AT STATION ***** (20+78.00 -L-)
Lump Sum	LS	CULVERT EXCAVATION, STA ***** (20+78.00 -L-)
205	TON	FOUNDATION CONDITIONING MATERIAL, BOX CULVERT
328.4	CY	CLASS A CONCRETE (CULVERT)
52,274	LB	REINFORCING STEEL (CULVERT)

STATE FUNDED PROPOSAL, CONTRACTOR LICENSE REQUIRED TO BID

L040921 011

CONTRACT ID : C200820 34481.3.2

DIV OFFICE ABERDEEN

LENGTH = 7.580 KM

COUNTY : CHATHAM

GRADING, DRAINAGE, PAVING & STRUCTURES.

MBE GOAL 9.0% WBE 7.0% COMPLETION DATE : DEC 31 2007

US-421 FROM SOUTH OF SR-1007 (PLANK RD) AT GULF TO NORTH OF SR-1010 (GLADSTONE-PITTSBORO RD).

ROADWAY ITEMS				
		380	MTN	ASPHALT CONC BASE COURSE, TYPE B25.0B
		21,300	MTN	ASPHALT CONC BASE COURSE, TYPE B25.0C
Lump Sum	LS	2,600	MTN	ASPHALT CONC INTERMEDIATE COURSE, TYPE I19.0B
Lump Sum	LS	20,000	MTN	ASPHALT CONC INTERMEDIATE COURSE, TYPE I19.0C
Lump Sum	LS	2,880	MTN	ASPHALT CONC SURFACE COURSE, TYPE S9.5B
0.8	HA	20,860	MTN	ASPHALT CONC SURFACE COURSE, TYPE S9.5C
85,100	M3	2,168	MTN	ASPHALT BINDER FOR PLANT MIX, GRADE PG 64-22
Lump Sum	LS	1,252	MTN	ASPHALT BINDER FOR PLANT MIX, GRADE PG 70-22
Lump Sum	LS	177	MTN	ASPHALT PLANT MIX PAVEMENT REPAIR
9,761	M3	14,200	M	MILLED RUMBLE STRIPS
325	MTN	580	M3	SUBDRAIN EXCAVATION
243,000	M3	290	M3	SUBDRAIN FINE AGGREGATE
3,500	M3	700	M	150MM PERFORATED SUBDRAIN PIPE
320	M	70	EA	150MM SUBDRAIN PIPE WYES, TEES, & ELBOWS
11,200	M2	5	EA	CONCRETE PAD FOR SUBDRAIN PIPE OUTLET
22	HR	10	M	150MM OUTLET PIPE (SUBDRAINS)
1,000	M3	2,100	M	SHOULDER DRAIN
1,000	M2	2,100	M	100MM SHOULDER DRAIN PIPE
780	MTN	75	M	100MM OUTLET PIPE (SHOULDER DRAINS)
25.2	M	14	EA	CONCRETE PAD FOR SHOULDER DRAIN PIPE OUTLET
6	M	15	MTN	BLOTTING SAND
703.2	M	9.7	M3	REINFORCED ENDWALLS
1,008	M	11.63	M3	PIPE COLLARS
340.8	M	17	M3	FLOWABLE FILL
99.6	M	70	EA	MASONRY DRAINAGE STRUCTURES
24	M	3.24	M	MASONRY DRAINAGE STRUCTURES
10.8	M	2	EA	FRAME WITH TWO GRATES, STD 840.16
21.6	M	9	EA	FRAME WITH TWO GRATES, STD 840.20
30	M	57	EA	FRAME WITH TWO GRATES, STD 840.22
70.8	M	2	EA	FRAME WITH TWO GRATES, STD 840.24
111.6	M	1	EA	FRAME WITH GRATE & HOOD, STD 840.03, TYPE ** (E)
21.6	M	1	EA	FRAME WITH GRATE & HOOD, STD 840.03, TYPE ** (F)
12	EA	1	EA	FRAME WITH GRATE & HOOD, STD 840.03, TYPE ** (G)
4	EA	3	EA	FRAME WITH COVER, STD 840.54
250.1	M	215	M	750MM CONCRETE CURB & GUTTER
Lump Sum	LS	900	M	SHOULDER BERM GUTTER
52,902	M2	1	EA	MODIFIED CONCRETE FLUME
600	MTN	145	M	CONCRETE EXPRESSWAY GUTTER
55	MTN	17	M2	100MM CONCRETE PAVED DITCH
500	MTN	740	M2	125MM MONOLITHIC CONCRETE ISLANDS (SURFACE MOUNTED)
49,100	MTN	73	M	PRECAST REINFORCED CONCRETE BARRIER, SINGLE FACED
35,268	M2	1	EA	ADJUSTMENT OF CATCH BASINS
1,070	MTN	1	EA	ADJUSTMENT OF METER BOXES OR VALVE BOXES
480	MTN	4	EA	CONVERT EXISTING CATCH BASIN TO JUNCTION BOX
60,000	L	10	EA	CONVERT EXISTING CATCH BASIN TO DROP INLET
250	MTN	1	EA	CONVERT EXISTING DROP INLET TO JUNCTION BOX
19,800	M2	4	EA	IMPACT ATTENUATOR UNIT, TYPE 350
1,650	M2	3,417.57	M	STEEL BM GUARDRAIL
		102.87	M	STEEL BM GUARDRAIL, SHOP CURVED

398.5	M	HP310X79 STEEL PILES
209.288	M	CONCRETE BARRIER RAIL
2,030	M2	100MM SLOPE PROTECTION
Lump Sum	LS	ELASTOMERIC BEARINGS
Lump Sum	LS	EVAZOTE JOINT SEALS

STATE FUNDED PROPOSAL, CONTRACTOR LICENSE REQUIRED TO BID

L040921 012

CONTRACT ID : C200821 34481.3.3

DIV OFFICE ABERDEEN

LENGTH = 11.981 KM

COUNTY : CHATHAM

GRADING, DRAINAGE, PAVING, SIGNALS & STRUCTURES.

MBE GOAL 9.0% WBE 7.0% COMPLETION DATE : DEC 31 2007

US-421 FROM NORTH OF SR-1010 TO 4 LANE BYPASS SOUTH OF SILER CITY.

ROADWAY ITEMS				
		89	MTN	ASPHALT CONC INTERMEDIATE COURSE, TYPE I19.0B
		30,300	MTN	ASPHALT CONC INTERMEDIATE COURSE, TYPE I19.0C
Lump Sum	LS	34,400	MTN	ASPHALT CONC SURFACE COURSE, TYPE S9.5C
Lump Sum	LS	106	MTN	ASPHALT CONC SURFACE COURSE, TYPE SF9.5A
1.2	HA	3,113	MTN	ASPHALT BINDER FOR PLANT MIX, GRADE PG 64-22
212,000	M3	2,064	MTN	ASPHALT BINDER FOR PLANT MIX, GRADE PG 70-22
Lump Sum	LS	100	MTN	ASPHALT PLANT MIX PAVEMENT REPAIR
Lump Sum	LS	22,640	M	MILLED RUMBLE STRIPS
		414	M3	SUBDRAIN EXCAVATION
17,198	M3	207	M3	SUBDRAIN FINE AGGREGATE
325	MTN	500	M	150MM PERFORATED SUBDRAIN PIPE
190,500	M3	50	EA	150MM SUBDRAIN PIPE WYES, TEES, & ELBOWS
1,466	M3	4	EA	CONCRETE PAD FOR SUBDRAIN PIPE OUTLET
425	M	8	M	150MM OUTLET PIPE (SUBDRAINS)
9,300	M2	1,800	M	SHOULDER DRAIN
39	HR	1,800	M	100MM SHOULDER DRAIN PIPE
500	M3	75	M	100MM OUTLET PIPE (SHOULDER DRAINS)
1,500	M2	4	EA	CONCRETE PAD FOR SHOULDER DRAIN PIPE OUTLET
1,910	MTN	30	MTN	BLOTTING SAND
82.8	M	9.2	M3	ENDWALLS
3,679.2	M	4.3	M3	REINFORCED ENDWALLS
1,197.6	M	18.35	M3	PIPE COLLARS
436.8	M	26.46	M3	FLOWABLE FILL
196.8	M	148	EA	MASONRY DRAINAGE STRUCTURES
81.6	M	7.2	M	MASONRY DRAINAGE STRUCTURES
36	M	3	EA	FRAME WITH GRATE, STD 840.22
133.2	M	16	EA	FRAME WITH TWO GRATES, STD 840.20
4.8	M	129	EA	FRAME WITH TWO GRATES, STD 840.22
10.2	M	1	EA	CONCRETE APRON FOR DROP INLETS
169.8	M	1,230	M	SHOULDER BERM GUTTER
20.4	M	1	EA	MODIFIED CONCRETE FLUME
27	EA	32	M2	100MM CONCRETE PAVED DITCH
90.4	M	350	M2	125MM MONOLITHIC CONCRETE ISLANDS (SURFACE MOUNTED)
22.8	M	2,781.3	M	STEEL BM GUARDRAIL
731.12	M	22.86	M	STEEL BM GUARDRAIL, SHOP CURVED
3	EA	20,528	M	TRIPLE CORRUGATED STEEL BM GUARDRAIL
Lump Sum	LS	242.3	M	508MM TUBULAR TRIPLE CORRUGATED STEEL BM GUARDRAIL
105,285	M2	8	EA	W-TR STEEL BM GUARDRAIL TRANSITION SECTIONS
1,220	MTN	10	EA	ADDITIONAL GUARDRAIL POSTS
600	MTN	1	EA	GUARDRAIL ANCHOR UNITS, TYPE AT-1
75,300	MTN	14	EA	GUARDRAIL ANCHOR UNITS, TYPE CAT-1
45,122	M2	5	EA	GUARDRAIL ANCHOR UNITS, TYPE III
1,360	MTN	15	EA	GUARDRAIL ANCHOR UNITS, TYPE 350
310	MTN	8	EA	GUARDRAIL ANCHOR UNITS, TYPE M-350
102,350	L	1,030	M	REMOVE EXISTING GUARDRAIL
250	MTN	23,434	M	WOVEN WIRE FENCE, 1200MM FABRIC
39,000	MTN	5,059	EA	100MM TIMBER FENCE POSTS, 2.30M LONG
		854	EA	125MM TIMBER FENCE POSTS, 2.50M LONG
		2,343	M	ADDITIONAL BARBED WIRE
		887.5	MTN	PLAIN RIP RAP, CLASS I
		1,865.2	MTN	PLAIN RIP RAP, CLASS B
		7,559	M2	FILTER FABRIC FOR DRAINAGE
		9	EA	PREFORMED SCOUR HOLES WITH LEVEL SPREADER APRON

49	MTN	GENERIC EROSION CONTROL ITEM BOULDERS (0.9M LENGTH)
84	MTN	GENERIC EROSION CONTROL ITEM FOOTER ROCKS (0.9M LENGTH)
2	M3	REINFORCED CONCRETE SIGN FOOTINGS
2	M3	PLAIN CONCRETE SIGN FOOTINGS
927	KG	SUPPORTS, BREAKAWAY STEEL BEAM
488	KG	SUPPORTS, SIMPLE STEEL BEAM
1,251	M	SUPPORTS, 4.5KG STEEL U-CHANNEL
11	EA	SIGN ERECTION, TYPE D
198	EA	SIGN ERECTION, TYPE E
19	EA	SIGN ERECTION, TYPE F
6	EA	SIGN ERECTION, TYPE *** (GROUND MOUNTED) (A)
3	EA	SIGN ERECTION, TYPE *** (GROUND MOUNTED) (B)
4	EA	RELOCATE SIGN, TYPE ***** (D)
1	EA	DISPOSAL OF SIGN SYSTEM, STEEL BEAM
143	EA	DISPOSAL OF SIGN SYSTEM, U-CHANNEL
2	EA	FLASHING ARROW PANELS, TYPE C
6	EA	WARNING FLAG SETS
400	EA	DRUMS
107	EA	CONES
408	M	BARRICADES (TYPE III)
1,440	HR	FLAGGER
2	EA	WARNING LIGHTS (TYPE B)
2	EA	TRUCK MOUNTED IMPACT ATTENUATOR (60 MPH)
42	M2	GENERIC TRAFFIC CONTROL ITEM WORK ZONE SIGNS FLUORESCENT ORANGE SHEETING (BARRICADE MOUNTED)
19	M2	GENERIC TRAFFIC CONTROL ITEM WORK ZONE SIGNS FLUORESCENT ORANGE SHEETING (PORTABLE)
136	M2	GENERIC TRAFFIC CONTROL ITEM WORK ZONE SIGNS FLUORESCENT ORANGE SHEETING (STATIONARY)
4,373	EA	TEMPORARY RAISED PAVEMENT MARKERS
48,424	M	THERMOPLASTIC PAVEMENT MARKING LINES (100MM, 2.3MM)
7,451	M	THERMOPLASTIC PAVEMENT MARKING LINES (100MM, 3.1MM)
4,936	M	THERMOPLASTIC PAVEMENT MARKING LINES (200MM, 2.3MM)
223	M	THERMOPLASTIC PAVEMENT MARKING LINES (600MM, 3.1MM)
181	EA	THERMOPLASTIC PAVEMENT MARKING SYMBOL (2.3MM)
249,757	M	PAINT PAVEMENT MARKING LINES (100MM)
19,744	M	PAINT PAVEMENT MARKING LINES (200MM)
1,018	M	PAINT PAVEMENT MARKING LINES (600MM)
784	EA	PAINT PAVEMENT MARKING SYMBOL
1,875	M	REMOVAL OF PAVEMENT MARKING LINES (100MM)
1,552	EA	SNOWPLOWABLE RAISED PAVEMENT MARKERS
1,575	M	TEMPORARY SILT FENCE
1,150	MTN	STONE FOR EROSION CONTROL, CLASS A
11,500	MTN	STONE FOR EROSION CONTROL, CLASS B
4,500	MTN	SEDIMENT CONTROL STONE
55	HA	TEMPORARY MULCHING
2,500	KG	SEED FOR TEMPORARY SEEDING
20	MTN	FERTILIZER FOR TEMPORARY SEEDING
300	M	TEMPORARY SLOPE DRAINS
29	EA	INLET PROTECTION AT TEMPORARY SLOPE DRAINS
44,000	M3	SILT EXCAVATION
12,000	M2	SYNTHETIC ROVING
15,000	M2	MATTING FOR EROSION CONTROL
750	M	6.4MM HARDWARE CLOTH
15	EA	SPECIAL STILLING BASINS
58	HA	SEEDING & MULCHING
31	HA	MOWING
675	KG	SEED FOR REPAIR SEEDING
2.25	MTN	FERTILIZER FOR REPAIR SEEDING
1,650	KG	SEED FOR SUPPLEMENTAL SEEDING

100	MTN	FERTILIZER TOPDRESSING
0.3	HA	SPECIALIZED SEEDING UNDER GUIDERAIL & GUARDRAIL (HARD FESCUE/BUEGRASS)
16	HR	SPECIALIZED HAND MOWING
24	EA	RESPONSE FOR EROSION CONTROL
12	HA	REFORESTATION
720	M	GENERIC EROSION CONTROL ITEM SAFETY FENCE
270	M	SIGNAL CABLE
10	EA	VEHICLE SIGNAL HEAD (300MM, 3 SECTION)
180	M	MESSENGER CABLE (9.52MM)
250	M	TRENCHING (UNPAVED)
8	EA	JUNCTION BOX (STANDARD SIZE)
270	M	INDUCTIVE LOOP SAWCUT
645	M	LEAD-IN CABLE
4	EA	METAL STRAIN SIGNAL POLE
4	EA	SOIL TEST
18	M	DRILLED PIER FOUNDATION (***MM DIA) (1067MM)
1	EA	SIGNAL CABINET FOUNDATION
1	EA	CABINET BASE ADAPTER
1	EA	CONTROLLER WITH CABINET (TYPE 2070L, BASE MOUNTED)
5	EA	DETECTOR CARD (TYPE 2070L)

STRUCTURE ITEMS

Lump Sum	LS	CONSTRUCTION, MAINTENANCE, & REMOVAL OF TEMP ACCESS AT STA ***** (22+83.400-L-)
Lump Sum	LS	CONSTRUCTION, MAINTENANCE, & REMOVAL OF TEMP ACCESS AT STA ***** (97+00.000-L-)
17.1	M	1066MM DIA DRILLED PIERS IN SOIL
12.5	M	1220MM DIA DRILLED PIERS IN SOIL
13.4	M	1066MM DIA DRILLED PIERS NOT IN SOIL
16.1	M	1220MM DIA DRILLED PIERS NOT IN SOIL
15.2	M	PERMANENT STEEL CASING FOR 1066MM DRILLED PIER
13	M	PERMANENT STEEL CASING FOR 1220MM DRILLED PIER
4	EA	CROSSHOLE SONIC LOGGING
263	M	CSL TUBES
1,157	M2	REINFORCED CONCRETE DECK SLAB
1,155	M2	GROOVING BRIDGE FLOORS
174.9	M3	CLASS A CONCRETE (BRIDGE)
Lump Sum	LS	BRIDGE APPROACH SLABS, STATION ***** (22+83.400-L-)
Lump Sum	LS	BRIDGE APPROACH SLABS, STATION ***** (97+00.000-L-)
24,640	KG	REINFORCING STEEL (BRIDGE)
3,336	KG	SPIRAL COLUMN REINFORCING STEEL (BRIDGE)
143.4	M	914MM PRESTRESSED CONCRETE GIRDERS
241.952	M	1372MM PRESTRESSED CONCRETE GIRDERS
167	M	HP310X79 STEEL PILES
30	EA	STEEL PILE POINTS
196.51	M	CONCRETE BARRIER RAIL
681	MTN	PLAIN RIP RAP CLASS II (600MM THICK)
694	M2	FILTER FABRIC FOR DRAINAGE
Lump Sum	LS	ELASTOMERIC BEARINGS
Lump Sum	LS	EVAZOTE JOINT SEALS

STATE FUNDED PROPOSAL, CONTRACTOR LICENSE REQUIRED TO BID

L040921 013

CONTRACT ID : C201282 34481.3.2

DIV OFFICE ABERDEEN

LENGTH = 19.561 KM

COUNTY : CHATHAM

GRADING, DRAINAGE, PAVING, SIGNALS & STRUCTURES.

MBE GOAL 9.0% WBE 7.0% COMPLETION DATE : DEC 31 2007

US-421 FROM SOUTH OF SR-1007 (PLANK RD) AT GULF TO NORTH OF SR-1010 (GLADSTONE-PITTSBORO RD).

ROADWAY ITEMS					
			981.22	M	PIPE REMOVAL
			3	EA	PIPE CLEAN-OUT
		Lump Sum		LS	FINE GRADING
			158,187	M2	LIME TREATED SOIL (SLURRY METHOD)
			1,820	MTN	LIME FOR LIME TREATED SOIL
			55	MTN	#57 STONE
			1,100	MTN	STABILIZER AGGREGATE
			124,400	MTN	AGGREGATE BASE COURSE
			80,390	M2	***MM SOIL CEMENT BASE (180MM)
			2,430	MTN	PORTLAND CEMENT FOR SOIL CEMENT BASE
			790	MTN	AGGREGATE FOR SOIL CEMENT BASE
			162,350	L	ASPHALT CURING SEAL
			500	MTN	INCIDENTAL STONE BASE
			19,800	M2	MILLING ASPHALT PAVEMENT, **MM DEPTH (60MM)
			1,650	M2	INCIDENTAL MILLING
			380	MTN	ASPHALT CONC BASE COURSE, TYPE B25.0B
			60,300	MTN	ASPHALT CONC BASE COURSE, TYPE B25.0C
			2,689	MTN	ASPHALT CONC INTERMEDIATE COURSE, TYPE I19.0B
			50,300	MTN	ASPHALT CONC INTERMEDIATE COURSE, TYPE I19.0C
			2,880	MTN	ASPHALT CONC SURFACE COURSE, TYPE S9.5B
			55,260	MTN	ASPHALT CONC SURFACE COURSE, TYPE S9.5C
			106	MTN	ASPHALT CONC SURFACE COURSE, TYPE SF9.5A
			5,281	MTN	ASPHALT BINDER FOR PLANT MIX, GRADE PG 64-22
			3,316	MTN	ASPHALT BINDER FOR PLANT MIX, GRADE PG 70-22
			277	MTN	ASPHALT PLANT MIX PAVEMENT REPAIR
			36,840	M	MILLED RUMBLE STRIPS
			994	M3	SUBDRAIN EXCAVATION
			497	M3	SUBDRAIN FINE AGGREGATE
			1,200	M	150MM PERFORATED SUBDRAIN PIPE
			120	EA	150MM SUBDRAIN PIPE WYES, TEES, & ELBOWS
			9	EA	CONCRETE PAD FOR SUBDRAIN PIPE OUTLET
			18	M	150MM OUTLET PIPE (SUBDRAINS)
			3,900	M	SHOULDER DRAIN
			3,900	M	100MM SHOULDER DRAIN PIPE
			150	M	100MM OUTLET PIPE (SHOULDER DRAINS)
			18	EA	CONCRETE PAD FOR SHOULDER DRAIN PIPE OUTLET
			45	MTN	BLOTTING SAND
			9.2	M3	ENDWALLS
			14	M3	REINFORCED ENDWALLS
			29.98	M3	PIPE COLLARS
			43.46	M3	FLOWABLE FILL
			218	EA	MASONRY DRAINAGE STRUCTURES
			10.44	M	MASONRY DRAINAGE STRUCTURES
			3	EA	FRAME WITH GRATE, STD 840.22
			2	EA	FRAME WITH TWO GRATES, STD 840.16
			25	EA	FRAME WITH TWO GRATES, STD 840.20
			186	EA	FRAME WITH TWO GRATES, STD 840.22
			2	EA	FRAME WITH TWO GRATES, STD 840.24
			1	EA	FRAME WITH GRATE & HOOD, STD 840.03, TYPE ** (E)
			1	EA	FRAME WITH GRATE & HOOD, STD 840.03, TYPE ** (F)
			1	EA	FRAME WITH GRATE & HOOD, STD 840.03, TYPE ** (G)
Lump Sum	LS	MOBILIZATION			
Lump Sum	LS	CONSTRUCTION SURVEYING			
Lump Sum	LS	FIELD OFFICE			
Lump Sum	LS	CLEARING & GRUBBING ... HEC-TARE(S)			
	2	HA			SUPPLEMENTARY CLEARING & GRUBBING
	297,100	M3			UNCLASSIFIED EXCAVATION
Lump Sum	LS	REINFORCED BRIDGE APPROACH FILL, STATION ***** (18+04.666)			
Lump Sum	LS	REINFORCED BRIDGE APPROACH FILL, STATION ***** (22+83.346-L-)			
Lump Sum	LS	REINFORCED BRIDGE APPROACH FILL, STATION ***** (27+85.488)			
Lump Sum	LS	REINFORCED BRIDGE APPROACH FILL, STATION ***** (97+00.000-L-)			
	26,959	M3			UNDERCUT EXCAVATION
	650	MTN			CLASS IV SUBGRADE STABILIZATION
	433,000	M3			BORROW EXCAVATION
	4,966	M3			DRAINAGE DITCH EXCAVATION
	745	M			BERM DITCH CONSTRUCTION
	20,500	M2			REMOVAL OF EXISTING ASPHALT PAVEMENT
	61	HR			PROOF ROLLING
	1,500	M3			SELECT GRANULAR MATERIAL
	2,500	M2			FABRIC FOR SOIL STABILIZATION
	2,690	MTN			FOUNDATION CONDITIONING MATERIAL, MINOR STRS
	82.8	M			375MM SIDE DRAIN PIPE
	25.2	M			450MM SIDE DRAIN PIPE
	6	M			600MM SIDE DRAIN PIPE
	4,382.4	M			375MM RC PIPE CULVERTS, CLASS III
	2,205.6	M			450MM RC PIPE CULVERTS, CLASS III
	777.6	M			600MM RC PIPE CULVERTS, CLASS III
	296.4	M			750MM RC PIPE CULVERTS, CLASS III
	105.6	M			900MM RC PIPE CULVERTS, CLASS III
	36	M			1050MM RC PIPE CULVERTS, CLASS III
	133.2	M			1200MM RC PIPE CULVERTS, CLASS III
	15.6	M			1500MM RC PIPE CULVERTS, CLASS III
	10.2	M			1650MM RC PIPE CULVERTS, CLASS III
	21.6	M			1800MM RC PIPE CULVERTS, CLASS III
	30	M			****MM RC PIPE CULVERTS, CLASS IV (375MM)
	70.8	M			****MM RC PIPE CULVERTS, CLASS IV (600MM)
	281.4	M			400MM BIT COAT CS PIPE CULVERTS, TYPE B 1.63MM THICK
	42	M			450MM BIT COAT CS PIPE CULVERTS, TYPE B 1.63MM THICK
	39	EA			400MM BIT COAT CS PIPE ELBOWS, TYPE B 1.63MM THICK
	4	EA			450MM BIT COAT CS PIPE ELBOWS, TYPE B 1.63MM THICK
	90.4	M			****MM WELDED STEEL PIPE, ****MM THICK, GRADE B, INSTALLED BY BORING & JACKING (600MM, 6.35MM)
	22.8	M			****MM WELDED STEEL PIPE, ****MM THICK, GRADE B, INSTALLED BY BORING & JACKING (750MM, 7.92MM)

			1,952	HR	FLAGGER
			4	EA	WARNING LIGHTS (TYPE B)
			4	EA	TRUCK MOUNTED IMPACT ATTENUATOR (60 MPH)
3	EA	FRAME WITH COVER, STD 840.54			
1	EA	CONCRETE APRON FOR DROP INLETS			
215	M	750MM CONCRETE CURB & GUTTER			
2,130	M	SHOULDER BERM GUTTER			
2	EA	MODIFIED CONCRETE FLUME			
145	M	CONCRETE EXPRESSWAY GUTTER			
49	M2	100MM CONCRETE PAVED DITCH			
1,090	M2	125MM MONOLITHIC CONCRETE ISLANDS (SURFACE MOUNTED)			
73	M	PRECAST REINFORCED CONCRETE BARRIER, SINGLE FACED			
1	EA	ADJUSTMENT OF CATCH BASINS			
1	EA	ADJUSTMENT OF METER BOXES OR VALVE BOXES			
4	EA	CONVERT EXISTING CATCH BASIN TO JUNCTION BOX			
10	EA	CONVERT EXISTING CATCH BASIN TO DROP INLET			
1	EA	CONVERT EXISTING DROP INLET TO JUNCTION BOX			
4	EA	IMPACT ATTENUATOR UNIT, TYPE 350			
6,198.87	M	STEEL BM GUARDRAIL			
125.73	M	STEEL BM GUARDRAIL, SHOP CURVED			
41.056	M	TRIPLE CORRUGATED STEEL BM GUARDRAIL			
478.22	M	508MM TUBULAR TRIPLE CORRUGATED STEEL BM GUARDRAIL			
16	EA	W-TR STEEL BM GUARDRAIL TRANSITION SECTIONS			
20	EA	ADDITIONAL GUARDRAIL POSTS			
9	EA	GUARDRAIL ANCHOR UNITS, TYPE ***** (B-77)			
3	EA	GUARDRAIL ANCHOR UNITS, TYPE AT-1			
27	EA	GUARDRAIL ANCHOR UNITS, TYPE CAT-1			
13	EA	GUARDRAIL ANCHOR UNITS, TYPE III			
26	EA	GUARDRAIL ANCHOR UNITS, TYPE 350			
16	EA	GUARDRAIL ANCHOR UNITS, TYPE M-350			
3,458	M	REMOVE EXISTING GUARDRAIL			
37,901	M	WOVEN WIRE FENCE, 1200MM FABRIC			
8,149	EA	100MM TIMBER FENCE POSTS, 2.30M LONG			
1,446	EA	125MM TIMBER FENCE POSTS, 2.50M LONG			
3,790	M	ADDITIONAL BARBED WIRE			
980.5	MTN	PLAIN RIP RAP, CLASS I			
121	MTN	PLAIN RIP RAP, CLASS A			
4,086.4	MTN	PLAIN RIP RAP, CLASS B			
155.5	MTN	BOULDERS			
13,962.3	M2	FILTER FABRIC FOR DRAINAGE			
9	EA	PREFORMED SCOUR HOLES WITH LEVEL SPREADER APRON			
49	MTN	GENERIC EROSION CONTROL ITEM BOULDERS (0.9M LENGTH)			
84	MTN	GENERIC EROSION CONTROL ITEM FOOTER ROCKS (0.9M LENGTH)			
5	M3	REINFORCED CONCRETE SIGN FOOTINGS			
3	M3	PLAIN CONCRETE SIGN FOOTINGS			
1,948	KG	SUPPORTS, BREAKAWAY STEEL BEAM			
1,233	KG	SUPPORTS, SIMPLE STEEL BEAM			
2,129	M	SUPPORTS, 4.5KG STEEL U-CHANNEL			
18	EA	SIGN ERECTION, TYPE D			
340	EA	SIGN ERECTION, TYPE E			
33	EA	SIGN ERECTION, TYPE F			
12	EA	SIGN ERECTION, TYPE *** (GROUND MOUNTED) (A)			
9	EA	SIGN ERECTION, TYPE *** (GROUND MOUNTED) (B)			
4	EA	RELOCATE SIGN, TYPE ***** (D)			
3	EA	DISPOSAL OF SIGN SYSTEM, STEEL BEAM			
244	EA	DISPOSAL OF SIGN SYSTEM, U-CHANNEL			
4	EA	FLASHING ARROW PANELS, TYPE C			
48	EA	WARNING FLAG SETS			
653	EA	DRUMS			
214	EA	CONES			
648	M	BARRICADES (TYPE III)			
			55	M2	GENERIC TRAFFIC CONTROL ITEM WORK ZONE SIGNS FLUORESCENT ORANGE SHEETING (BARRICADE MOUNTED)
			38	M2	GENERIC TRAFFIC CONTROL ITEM WORK ZONE SIGNS FLUORESCENT ORANGE SHEETING (PORTABLE)
			225	M2	GENERIC TRAFFIC CONTROL ITEM WORK ZONE SIGNS FLUORESCENT ORANGE SHEETING (STATIONARY)
			7,596	EA	TEMPORARY RAISED PAVEMENT MARKERS
			80,010	M	THERMOPLASTIC PAVEMENT MARKING LINES (100MM, 2.3MM)
			12,987	M	THERMOPLASTIC PAVEMENT MARKING LINES (100MM, 3.1MM)
			7,792	M	THERMOPLASTIC PAVEMENT MARKING LINES (200MM, 2.3MM)
			339	M	THERMOPLASTIC PAVEMENT MARKING LINES (600MM, 3.1MM)
			4	EA	THERMOPLASTIC PAVEMENT MARKING CHARACTER (3.1MM)
			263	EA	THERMOPLASTIC PAVEMENT MARKING SYMBOL (2.3MM)
			415,166	M	PAINT PAVEMENT MARKING LINES (100MM)
			31,168	M	PAINT PAVEMENT MARKING LINES (200MM)
			1,562	M	PAINT PAVEMENT MARKING LINES (600MM)
			24	EA	PAINT PAVEMENT MARKING CHARACTER
			1,140	EA	PAINT PAVEMENT MARKING SYMBOL
			2,075	M	REMOVAL OF PAVEMENT MARKING LINES (100MM)
			2,831	EA	SNOWPLOWABLE RAISED PAVEMENT MARKERS
			4,025	M	TEMPORARY SILT FENCE
			1,650	MTN	STONE FOR EROSION CONTROL, CLASS A
			21,000	MTN	STONE FOR EROSION CONTROL, CLASS B
			8,675	MTN	SEDIMENT CONTROL STONE
			97	HA	TEMPORARY MULCHING
			4,450	KG	SEED FOR TEMPORARY SEEDING
			36	MTN	FERTILIZER FOR TEMPORARY SEEDING
			725	M	TEMPORARY SLOPE DRAINS
			57	EA	INLET PROTECTION AT TEMPORARY SLOPE DRAINS
			77,525	M3	SILT EXCAVATION
			19,500	M2	SYNTHETIC ROVING
			26,050	M2	MATTING FOR EROSION CONTROL
			910	M2	PERMANENT SOIL REINFORCEMENT MAT
			1,875	M	6.4MM HARDWARE CLOTH
			125	M	***MM TEMPORARY PIPE (600MM)
			80	M3	STILLING BASINS
			15	EA	SPECIAL STILLING BASINS
			104	HA	SEEDING & MULCHING
			54	HA	MOWING
			1,175	KG	SEED FOR REPAIR SEEDING
			4.25	MTN	FERTILIZER FOR REPAIR SEEDING
			2,950	KG	SEED FOR SUPPLEMENTAL SEEDING
			180	MTN	FERTILIZER TOPDRESSING
			0.7	HA	SPECIALIZED SEEDING UNDER GUIDERAIL & GUARDRAIL (HARD FESCUE/BUEGRASS)
			15	M	IMPERVIOUS DIKE
			36	HR	SPECIALIZED HAND MOWING
			40	EA	RESPONSE FOR EROSION CONTROL
			3	EA	ROOTWADS
			19.5	HA	REFORESTATION
			0.13	HA	STREAMBANK REFORESTATION
			1,440	M	GENERIC EROSION CONTROL ITEM SAFETY FENCE
			270	M	SIGNAL CABLE
			10	EA	VEHICLE SIGNAL HEAD (300MM, 3 SECTION)
			180	M	MESSENGER CABLE (9.52MM)
			250	M	TRENCHING (UNPAVED)
			8	EA	JUNCTION BOX (STANDARD SIZE)
			270	M	INDUCTIVE LOOP SAWCUT
			645	M	LEAD-IN CABLE
			4	EA	METAL STRAIN SIGNAL POLE
			4	EA	SOIL TEST
			18	M	DRILLED PIER FOUNDATION (***MM DIA) (1067MM)

1	EA	SIGNAL CABINET FOUNDATION
1	EA	CABINET BASE ADAPTER
1	EA	CONTROLLER WITH CABINET (TYPE 2070L, BASE MOUNTED)
5	EA	DETECTOR CARD (TYPE 2070L)

CULVERT ITEMS

Lump Sum	LS	CULVERT EXCAVATION, STA ***** (13+28.500-L-)
Lump Sum	LS	CULVERT EXCAVATION, STA ***** (52+75.440-L-)
Lump Sum	LS	CULVERT EXCAVATION, STA ***** (62+33.970-L-)
127	MTN	FOUNDATION CONDITIONING MATERIAL, BOX CULVERT
188.8	M3	CLASS A CONCRETE (CULVERT)
15,424	KG	REINFORCING STEEL (CULVERT)
3	MTN	PLAIN RIP RAP, CLASS ** (1)

STRUCTURE ITEMS

Lump Sum	LS	CONSTRUCTION, MAINTENANCE, & REMOVAL OF TEMP ACCESS AT STA ***** (22+83.400-L-)
Lump Sum	LS	CONSTRUCTION, MAINTENANCE, & REMOVAL OF TEMP ACCESS AT STA ***** (97+00.000-L-)
112.4	M	1066MM DIA DRILLED PIERS IN SOIL
12.5	M	1220MM DIA DRILLED PIERS IN SOIL
56.4	M	1066MM DIA DRILLED PIERS NOT IN SOIL
16.1	M	1220MM DIA DRILLED PIERS NOT IN SOIL
15.2	M	PERMANENT STEEL CASING FOR 1066MM DRILLED PIER
13	M	PERMANENT STEEL CASING FOR 1220MM DRILLED PIER
8	EA	SID INSPECTION
10	EA	SPT TESTING
6	EA	CROSSHOLE SONIC LOGGING
856.9	M	CSL TUBES
2,385.6	M2	REINFORCED CONCRETE DECK SLAB
2,165.5	M2	GROOVING BRIDGE FLOORS
419.5	M3	CLASS A CONCRETE (BRIDGE)
Lump Sum	LS	BRIDGE APPROACH SLABS, STATION ***** (18+04.666-L-)
Lump Sum	LS	BRIDGE APPROACH SLABS, STATION ***** (22+83.400-L-)
Lump Sum	LS	BRIDGE APPROACH SLABS, STATION ***** (27+85.488-L-)
Lump Sum	LS	BRIDGE APPROACH SLABS, STATION ***** (97+00.000-L-)
63,649	KG	REINFORCING STEEL (BRIDGE)
9,760	KG	SPIRAL COLUMN REINFORCING STEEL (BRIDGE)
143.4	M	914MM PRESTRESSED CONCRETE GIRDERS
195.32	M	1143MM PRESTRESSED CONCRETE GIRDERS
241.952	M	1372MM PRESTRESSED CONCRETE GIRDERS
103,500	LS	APPROX KG STRUCTURAL STEEL
565.5	M	HP310X79 STEEL PILES
30	EA	STEEL PILE POINTS
405.798	M	CONCRETE BARRIER RAIL
2,030	M2	100MM SLOPE PROTECTION
681	MTN	PLAIN RIP RAP CLASS II (600MM THICK)
694	M2	FILTER FABRIC FOR DRAINAGE
Lump Sum	LS	ELASTOMERIC BEARINGS
Lump Sum	LS	EVAZOTE JOINT SEALS

FEDERAL AID PROPOSAL, CONTRACTOR LICENSE NOT REQUIRED TO BID**L040921 014****CONTRACT ID : C200907 33118.3.1****DIV OFFICE ABERDEEN****LENGTH = 0.201 MI****COUNTY : RANDOLPH****GRADING, DRAINAGE, PAVING & STRUCTURE.****DBE GOAL 10.0% COMPLETION DATE : DEC 31 2005****BRIDGE OVER CARAWAY CREEK AND APPROACHES ON SR-1331.****ROADWAY ITEMS**

Lump Sum	LS	MOBILIZATION
Lump Sum	LS	GENERIC MISCELLANEOUS ITEM ROADWAY CONSTRUCTION

STRUCTURE ITEMS

Lump Sum	LS	REMOVAL OF EXISTING STRUCTURE AT STATION ***** (18+70.50 -L-)
5	LF	3'-6" DIA DRILLED PIERS IN SOIL
24	LF	3'-6" DIA DRILLED PIERS NOT IN SOIL
21	LF	PERMANENT STEEL CASING FOR 3'-6" DIA DRILLED PIER
2	EA	CROSSHOLE SONIC LOGGING
272	LF	CSL TUBES
210	LF	HP12X53 STEEL PILES
12	EA	STEEL PILE POINTS
310	TON	PLAIN RIP RAP CLASS II (2'-0" THICK)
Lump Sum	LS	CONSTRUCTION OF SUBSTRUCTURE
Lump Sum	LS	CONSTRUCTION OF SUPERSTRUCTURE

FEDERAL AID PROPOSAL, CONTRACTOR LICENSE NOT REQUIRED TO BID

L040921 015

CONTRACT ID : C200959 33120.3.1

DIV OFFICE ABERDEEN

LENGTH = 0.227 MI

COUNTY : RANDOLPH

GRADING, DRAINAGE, PAVING & STRUCTURE.

DBE GOAL 10.0% COMPLETION DATE : OCT 01 2005

BRIDGE OVER RICHLAND CREEK AND APPROACHES ON SR-2832.

ROADWAY ITEMS

Lump Sum	LS	MOBILIZATION
13,600	CY	UNCLASSIFIED EXCAVATION
Lump Sum	LS	REINFORCED BRIDGE APPROACH FILL, STATION ***** (17+97.50)
1	ACR	SUPPLEMENTARY CLEARING & GRUB-BING
700	CY	UNDERCUT EXCAVATION
Lump Sum	LS	GRADING
100	TON	CLASS IV SUBGRADE STABILIZATION
500	SY	FABRIC FOR SOIL STABILIZATION
148	LF	15" SIDE DRAIN PIPE
84	LF	15" RC PIPE CULVERTS, CLASS III
64	LF	15" BIT COAT CS PIPE CULVERTS, TYPE B 0.064" THICK
2	EA	15" BIT COAT CS PIPE ELBOWS, TYPE B 0.064" THICK
89	LF	PIPE REMOVAL
1	EA	PIPE CLEAN-OUT
180	TON	AGGREGATE BASE COURSE
100	TON	INCIDENTAL STONE BASE
66	GAL	PRIME COAT
600	TON	ASPHALT CONC BASE COURSE, TYPE B25.0B
400	TON	ASPHALT CONC SURFACE COURSE, TYPE SF9.5A
52	TON	ASPHALT BINDER FOR PLANT MIX, GRADE PG 64-22
3	EA	MASONRY DRAINAGE STRUCTURES
3	EA	FRAME WITH TWO GRATES, STD 840.29
190	LF	SHOULDER BERM GUTTER
4	EA	GUARDRAIL ANCHOR UNITS, TYPE ***** (350, WEATHERING STEEL)
4	EA	GUARDRAIL ANCHOR UNITS, TYPE ***** (III, WEATHERING STEEL)
350	LF	GENERIC GUARDRAIL ITEM STEEL BM GUARDRAIL (WEATHERING STEEL)
5	EA	GENERIC GUARDRAIL ITEM ADDITIONAL GUARDRAIL POSTS (WEATHERING STEEL)
250	TON	PLAIN RIP RAP, CLASS A
10	TON	PLAIN RIP RAP, CLASS B
160	SY	FILTER FABRIC FOR DRAINAGE
192	SF	WORK ZONE SIGNS (STATIONARY)
57	SF	WORK ZONE SIGNS (BARRICADE MOUNTED)
6	EA	WARNING FLAG SETS
60	LF	BARRICADES (TYPE III)
10,200	LF	PAINT PAVEMENT MARKING LINES (4")
32	EA	PERMANENT RAISED PAVEMENT MARKERS
550	LF	TEMPORARY SILT FENCE
75	TON	STONE FOR EROSION CONTROL, CLASS A
450	TON	STONE FOR EROSION CONTROL, CLASS B
150	TON	SEDIMENT CONTROL STONE
3	ACR	TEMPORARY MULCHING
100	LB	SEED FOR TEMPORARY SEEDING
0.5	TON	FERTILIZER FOR TEMPORARY SEEDING
1,050	CY	SILT EXCAVATION
1,200	SY	MATTING FOR EROSION CONTROL
75	LF	1/4" HARDWARE CLOTH
3.5	ACR	SEEDING & MULCHING
2	ACR	MOWING
50	LB	SEED FOR REPAIR SEEDING
0.25	TON	FERTILIZER FOR REPAIR SEEDING
75	LB	SEED FOR SUPPLEMENTAL SEEDING

3	TON	FERTILIZER TOPDRESSING
1.5	HR	SPECIALIZED HAND MOWING
8	EA	RESPONSE FOR EROSION CONTROL

STRUCTURE ITEMS

Lump Sum	LS	CONSTRUCTION, MAINTENANCE, & REMOVAL OF TEMP ACCESS AT STA ***** (17+97.50-L-)
Lump Sum	LS	REMOVAL OF EXISTING STRUCTURE AT STATION ***** (17+97.50-L-)
Lump Sum	LS	FOUNDATION EXCAVATION FOR BENT ** AT STATION ***** (1, 17+97.50-L-)
Lump Sum	LS	FOUNDATION EXCAVATION FOR BENT ** AT STATION ***** (2, 17+97.50-L-)
61	LF	PILE EXCAVATION IN SOIL
22	LF	PILE EXCAVATION NOT IN SOIL
675	CY	UNCLASSIFIED STRUCTURE EXCAVATION
4,918	SF	REINFORCED CONCRETE DECK SLAB
5,472	SF	GROOVING BRIDGE FLOORS
158	CY	CLASS A CONCRETE (BRIDGE)
Lump Sum	LS	BRIDGE APPROACH SLABS, STATION ***** (17+97.50-L-)
29,244	LB	REINFORCING STEEL (BRIDGE)
1,560	LB	SPIRAL COLUMN REINFORCING STEEL (BRIDGE)
635.89	LF	45" PRESTRESSED CONCRETE GIR-DERS
190	LF	HP12X53 STEEL PILES
9	EA	STEEL PILE POINTS
309.85	LF	ONE BAR METAL RAIL
325.23	LF	1'-**X ***** CONCRETE PARA-PET (1'-0" X 1'-6")
515	TON	PLAIN RIP RAP CLASS II (2'-0" THICK)
570	SY	FILTER FABRIC FOR DRAINAGE
Lump Sum	LS	ELASTOMERIC BEARINGS
Lump Sum	LS	EVAZOTE JOINT SEALS

FEDERAL AID PROPOSAL, CONTRACTOR LICENSE NOT REQUIRED TO BID

L040921 016

CONTRACT ID : C200962 33230.3.1

DIV OFFICE ABERDEEN

LENGTH = 0.208 MI

COUNTY : RANDOLPH

GRADING, DRAINAGE, PAVING & STRUCTURE.

DBE GOAL 7.0% COMPLETION DATE : NOV 15 2005

BRIDGE OVER BRUSH CREEK AND APPROACHES ON SR-2641.

ROADWAY ITEMS

Lump Sum	LS	MOBILIZATION
Lump Sum	LS	REINFORCED BRIDGE APPROACH FILL, STATION ***** (17+41.00)
Lump Sum	LS	GRADING
1	ACR	SUPPLEMENTARY CLEARING & GRUB- BING
300	CY	UNDERCUT EXCAVATION
90	CY	DRAINAGE DITCH EXCAVATION
19	TON	FOUNDATION CONDITIONING MATE- RIAL, MINOR STRS
52	LF	18" RC PIPE CULVERTS, CLASS III
96	LF	42" RC PIPE CULVERTS, CLASS III
24	LF	15" BIT COAT CS PIPE CULVERTS, TYPE B 0.064" THICK
88	LF	PIPE REMOVAL
130	TON	AGGREGATE BASE COURSE
50	TON	INCIDENTAL STONE BASE
100	GAL	PRIME COAT
430	TON	ASPHALT CONC BASE COURSE, TYPE B25.0B
350	TON	ASPHALT CONC SURFACE COURSE, TYPE SF9.5A
42	TON	ASPHALT BINDER FOR PLANT MIX, GRADE PG 64-22
1	EA	MASONRY DRAINAGE STRUCTURES
1	EA	FRAME WITH TWO GRATES, STD 840.29
15	LF	SHOULDER BERM GUTTER
375	LF	STEEL BM GUARDRAIL
5	EA	ADDITIONAL GUARDRAIL POSTS
4	EA	GUARDRAIL ANCHOR UNITS, TYPE III
6	EA	GUARDRAIL ANCHOR UNITS, TYPE 350
900	LF	WOVEN WIRE FENCE, 47" FABRIC
55	EA	4" TIMBER FENCE POSTS, 7'-6" LONG
25	EA	5" TIMBER FENCE POSTS, 8'-0" LONG
400	LF	GENERIC FENCING ITEM THREE STRAND ELECTRIC FENCE (COMPLETE WITH POSTS)
35	TON	PLAIN RIP RAP, CLASS B
960	SY	FILTER FABRIC FOR DRAINAGE
96	SF	WORK ZONE SIGNS (STATIONARY)
90	SF	WORK ZONE SIGNS (BARRICADE MOUNTED)
30	EA	DRUMS
96	LF	BARRICADES (TYPE III)
17,600	LF	PAINT PAVEMENT MARKING LINES (4")
370	LF	TEMPORARY SILT FENCE
75	TON	STONE FOR EROSION CONTROL, CLASS A
325	TON	STONE FOR EROSION CONTROL, CLASS B
460	TON	SEDIMENT CONTROL STONE
0.5	ACR	TEMPORARY MULCHING
50	LB	SEED FOR TEMPORARY SEEDING
0.25	TON	FERTILIZER FOR TEMPORARY SEED- ING
190	LF	TEMPORARY SLOPE DRAINS
6	EA	INLET PROTECTION AT TEMPORARY SLOPE DRAINS
835	CY	SILT EXCAVATION
1,170	SY	MATting FOR EROSION CONTROL
16	EA	SPECIAL STILLING BASINS
0.5	ACR	SEEDING & MULCHING
0.5	ACR	MOWING
50	LB	SEED FOR REPAIR SEEDING
0.25	TON	FERTILIZER FOR REPAIR SEEDING
50	LB	SEED FOR SUPPLEMENTAL SEEDING
0.25	TON	FERTILIZER TOPDRESSING

2	HR	SPECIALIZED HAND MOWING
8	EA	RESPONSE FOR EROSION CONTROL

STRUCTURE ITEMS

Lump Sum	LS	CONSTRUCTION, MAINTENANCE, & REMOVAL OF TEMP ACCESS AT STA ***** (17+41.00-L-)
Lump Sum	LS	REMOVAL OF EXISTING STRUCTURE AT STATION ***** (17+41.00-L-)
15	LF	PILE EXCAVATION IN SOIL
15	LF	PILE EXCAVATION NOT IN SOIL
33	LF	3'-6" DIA DRILLED PIERS IN SO IL
76	LF	3'-6" DIA DRILLED PIERS NOT IN SOIL
15.2	LF	PERMANENT STEEL CASING FOR 3'-6" DIA DRILLED PIER
2	EA	CROSSHOLE SONIC LOGGING
516	LF	CSL TUBES
8,345	SF	REINFORCED CONCRETE DECK SLAB
8,256	SF	GROOVING BRIDGE FLOORS
138.7	CY	CLASS A CONCRETE (BRIDGE)
Lump Sum	LS	BRIDGE APPROACH SLABS, STATION ***** (17+41.00-L-)
30,075	LB	REINFORCING STEEL (BRIDGE)
4,745	LB	SPIRAL COLUMN REINFORCING STEEL (BRIDGE)
1,164.17	LF	45" PRESTRESSED CONCRETE GIR- DERS
195	LF	HP12X53 STEEL PILES
473.5	LF	CONCRETE BARRIER RAIL
535	TON	PLAIN RIP RAP CLASS II (2'-0" THICK)
595	SY	FILTER FABRIC FOR DRAINAGE
Lump Sum	LS	ELASTOMERIC BEARINGS
Lump Sum	LS	EVAZOTE JOINT SEALS

			290	LF	8" DI WATER PIPE, PC 350
			244	LF	12" DI WATER PIPE, PC 350
			65	LF	*** DI RESTRAINED JOINT WATER PIPE, CLASS ***** (12", 50)
6	EA	GUARDRAIL ANCHOR UNITS, TYPE 350			
1	EA	GUARDRAIL ANCHOR UNITS, TYPE B-77	1,075	LB	DI RESTRAINED JOINT WATER PIPE FITTINGS, 250# MIN WP
3,703.5	LF	REMOVE EXISTING GUARDRAIL	2,490	LB	DUCTILE IRON WATER PIPE FITTINGS, 250# MIN WP
425	TON	PLAIN RIP RAP, CLASS I	2	EA	6" GATE VALVE & VALVE BOX, 200# WP
10	TON	PLAIN RIP RAP, CLASS A	2	EA	RELOCATE EXISTING FIRE HYDRANT
230	TON	PLAIN RIP RAP, CLASS B	757.12	LF	*** DI SEWER PIPE, PC ***** (16", 350)
3,990	SY	FILTER FABRIC FOR DRAINAGE	549.06	LF	8" DI SEWER PIPE, PC 350
2	CY	PLAIN CONCRETE SIGN FOOTINGS	383.71	LF	10" DI SEWER PIPE, PC 350
1,015	LB	SUPPORTS, BREAKAWAY STEEL BEAM	8	EA	4' DIA PRECAST CONC SEWER MANHOLE 0-6' DEPTH
464	LB	SUPPORTS, SIMPLE STEEL BEAM	2	EA	5' DIA PRECAST CONC SEWER MANHOLE 0-6' DEPTH
847	LF	SUPPORTS, 3-LB STEEL U-CHANNEL	72	LF	PRECAST CONC MANHOLE WALL, * DIA, OVER 6' HT (4')
4	EA	SIGN ERECTION, TYPE D	19	LF	PRECAST CONC MANHOLE WALL, * DIA, OVER 6' HT (5')
18	EA	SIGN ERECTION, TYPE E	171	LF	FILL OR REMOVE ABANDONED *** PIPE, ***** (10", DI SEWER)
9	EA	SIGN ERECTION, TYPE F	215	LF	FILL OR REMOVE ABANDONED 12" PIPE, ***** (DI WATER)
4	EA	SIGN ERECTION, TYPE *** (GROUND MOUNTED) (A)	679	LF	FILL OR REMOVE ABANDONED 16" PIPE, ***** (DI SEWER)
1	EA	RELOCATE SIGN, TYPE ***** (E)	6	EA	BREAK DOWN, PLUG, & FILL ABANDONED UTILITY MANHOLE
82	EA	DISPOSAL OF SIGN SYSTEM, U-CHANNEL	3	EA	BREAK DOWN & REBUILD EXISTING MANHOLE
5	EA	DISPOSAL OF SIGN SYSTEM, WOOD	40	LF	GENERIC UTILITY ITEM 10" DI RESTRAINED JOINT SEWER PIPE, PC 350
1	EA	DISPOSAL OF SIGN, D, E OR F	40	LF	GENERIC UTILITY ITEM 16" DI RESTRAINED JOINT SEWER PIPE, PC 350
3,729	SF	WORK ZONE SIGNS (STATIONARY)	4,745	LF	TEMPORARY SILT FENCE
544	SF	WORK ZONE SIGNS (PORTABLE)	400	TON	STONE FOR EROSION CONTROL, CLASS A
137	SF	WORK ZONE SIGNS (BARRICADE MOUNTED)	3,845	TON	STONE FOR EROSION CONTROL, CLASS B
2	EA	FLASHING ARROW PANELS, TYPE C	1,915	TON	SEDIMENT CONTROL STONE
2	EA	CHANGEABLE MESSAGE SIGNS	4	ACR	TEMPORARY MULCHING
250	EA	DRUMS	100	LB	SEED FOR TEMPORARY SEEDING
60	EA	CONES	0.5	TON	FERTILIZER FOR TEMPORARY SEEDING
220	LF	BARRICADES (TYPE III)	600	LF	TEMPORARY SLOPE DRAINS
3,600	HR	FLAGGER	17	EA	INLET PROTECTION AT TEMPORARY SLOPE DRAINS
6	EA	WARNING LIGHTS (TYPE B)	11,175	CY	SILT EXCAVATION
6	EA	TEMPORARY CRASH CUSHIONS	5,775	SY	MATTING FOR EROSION CONTROL
6	EA	RESET TEMPORARY CRASH CUSHIONS	2,200	SY	COIR FIBER MAT
2	EA	TRUCK MOUNTED IMPACT ATTENUATOR (60 MPH)	500	SY	PERMANENT SOIL REINFORCEMENT MAT
2,920	LF	PORTABLE CONCRETE BARRIER	1,060	LF	1/4" HARDWARE CLOTH
1,410	LF	PORTABLE CONCRETE BARRIER (ANCHORED)	700	LF	*** TEMPORARY PIPE (24")
1,900	LF	RESET PORTABLE CONCRETE BARRIER	1,020	CY	STILLING BASINS
1,320	LF	RESET PORTABLE CONCRETE BARRIER (ANCHORED)	10	EA	SPECIAL STILLING BASINS
874	LF	REMOVABLE TAPE PAVEMENT MARKING LINES (4")	31.5	ACR	SEEDING & MULCHING
356	EA	TEMPORARY RAISED PAVEMENT MARKERS	1.5	ACR	MOWING
14,287	LF	THERMOPLASTIC PAVEMENT MARKING LINES (4", 90 MILS)	50	LB	SEED FOR REPAIR SEEDING
10,416	LF	THERMOPLASTIC PAVEMENT MARKING LINES (4", 120 MILS)	0.25	TON	FERTILIZER FOR REPAIR SEEDING
1,346	LF	THERMOPLASTIC PAVEMENT MARKING LINES (8", 90 MILS)	50	LB	SEED FOR SUPPLEMENTAL SEEDING
454	LF	THERMOPLASTIC PAVEMENT MARKING LINES (24", 120 MILS)	23.75	TON	FERTILIZER TOPDRESSING
8	EA	THERMOPLASTIC PAVEMENT MARKING CHARACTER (120MIL)	0.6	ACR	SPECIALIZED SEEDING UNDER GUIDERAIL & GUARDRAIL (HARD FESCUE/BLUEGRASS)
47	EA	THERMOPLASTIC PAVEMENT MARKING SYMBOL (90 MILS)	250	LF	IMPERVIOUS DIKE
795	LF	COLD APPLIED PLASTIC PAVEMENT MARKING LINES (4")	12	HR	SPECIALIZED HAND MOWING
86,292	LF	PAINT PAVEMENT MARKING LINES (4")	16	EA	RESPONSE FOR EROSION CONTROL
4,354	LF	PAINT PAVEMENT MARKING LINES (8")	1.2	ACR	STREAMBANK REFORESTATION
644	LF	PAINT PAVEMENT MARKING LINES (24")	345	EA	GENERIC EROSION CONTROL ITEM NATURAL STONE, BOULDER-2000LB
16	EA	PAINT PAVEMENT MARKING CHARACTER	600	EA	GENERIC EROSION CONTROL ITEM NATURAL STONE, BOULDER-4000LB
42	EA	PAINT PAVEMENT MARKING SYMBOL	2,000	LF	GENERIC EROSION CONTROL ITEM SAFETY FENCE
15,848	LF	REMOVAL OF PAVEMENT MARKING LINES (4")	2,010	LF	SIGNAL CABLE
519	LF	REMOVAL OF PAVEMENT MARKING LINES (8")	22	EA	VEHICLE SIGNAL HEAD (12", 3 SECTION)
4	EA	REMOVAL OF PAVEMENT MARKING SYMBOLS & CHARACTERS	13	EA	VEHICLE SIGNAL HEAD (12", 5 SECTION)
329	EA	PERMANENT RAISED PAVEMENT MARKERS	140	LF	MESSENGER CABLE (1/4")
128	TON	FOUNDATION CONDITIONING MATERIAL, UTILITIES CLASS ***** (VI)	1,500	LF	MESSENGER CABLE (3/8")
128	TON	BEDDING MATERIAL, UTILITIES CLASS ***** (IV)	1,285	LF	TRACER WIRE
80	TON	PAVEMENT REPAIR FOR UTILITY WORK			
48	LF	6" DI WATER PIPE, PC 350			

2,620	LF	TRENCHING (UNPAVED)	Lump Sum	LS	EVAZOTE JOINT SEALS
22	EA	JUNCTION BOX (STANDARD SIZE)			
7	EA	JUNCTION BOX (OVER-SIZED)			
4	EA	WOOD POLE			
8	EA	GUY ASSEMBLY			
1	EA	1" RISER WITH WEATHERHEAD			
1	EA	2" RISER WITH WEATHERHEAD			
3,270	LF	INDUCTIVE LOOP SAWCUT			
5,280	LF	LEAD-IN CABLE			
1	EA	SITE SURVEY			
4	EA	LUMINAIRE ARM FOR VIDEO SYSTEM			
1,285	LF	COMMUNICATIONS CABLE (**FIBER) (12)			
3	EA	INTERCONNECT CENTER			
3	EA	FIBER-OPTIC TRANSCEIVER			
7	EA	DELINEATOR MARKER			
12	EA	METAL STRAIN SIGNAL POLE			
12	EA	SOIL TEST			
180	LF	DRILLED PIER FOUNDATION (**" DIA) (42")			
3	EA	SIGNAL CABINET FOUNDATION			
3	EA	CABINET BASE ADAPTER			
3	EA	CONTROLLER WITH CABINET (TYPE 2070L, BASE MOUNTED)			
24	EA	DETECTOR CARD (TYPE 2070L)			

***** BEGIN SCHEDULE HA *****
***** (2 ALTERNATES) *****

1	EA	CAMERA WITH INTERNAL LOOP EMU- LATOR PROCESSING UNIT *** OR ***			
1	EA	CAMERA WITHOUT INTERNAL LOOP EMULATOR PROCESSING UNIT			
1	EA	EXTERNAL LOOP EMULATOR PRO- CESSING UNIT			

*** END SCHEDULE HA ***

CULVERT ITEMS

Lump Sum	LS	CULVERT EXCAVATION, STA ***** (17+48.00-Y1-)			
Lump Sum	LS	CULVERT EXCAVATION, STA ***** (20+81.50-Y6-)			
888	TON	FOUNDATION CONDITIONING MATER- IAL, BOX CULVERT			
1,619.3	CY	CLASS A CONCRETE (CULVERT)			
237,893	LB	REINFORCING STEEL (CULVERT)			

WALL ITEMS

Lump Sum	LS	GENERIC RETAINING WALL ITEM SOIL NAIL RETAINING WALL AT STA 18+50.00 -L-			
----------	----	--	--	--	--

STRUCTURE ITEMS

Lump Sum	LS	REMOVAL OF EXISTING STRUCTURE AT STATION ***** (29+25.37-L- LT)			
Lump Sum	LS	REMOVAL OF EXISTING STRUCTURE AT STATION ***** (29+25.37-L- RT)			
14,620	SF	REINFORCED CONCRETE DECK SLAB			
17,468	SF	GROOVING BRIDGE FLOORS			
233	CY	CLASS A CONCRETE (BRIDGE)			
Lump Sum	LS	BRIDGE APPROACH SLABS, STATION ***** (29+25.37-L- LT)			
Lump Sum	LS	BRIDGE APPROACH SLABS, STATION ***** (29+25.37-L- RT)			
28,062	LB	REINFORCING STEEL (BRIDGE)			
469,022	LS	APPROX LBS STRUCTURAL STEEL			
2,495	LF	HP14X73 STEEL PILES			
543.96	LF	CONCRETE BARRIER RAIL			
970	SY	4" SLOPE PROTECTION			
Lump Sum	LS	ELASTOMERIC BEARINGS			

FEDERAL AID PROPOSAL, CONTRACTOR LICENSE NOT REQUIRED TO BID

L040921 018

CONTRACT ID : C200828 33171.3.2

DIV OFFICE ALBEMARLE

LENGTH = 0.266 MI

COUNTY : CABARRUS

GRADING, DRAINAGE, PAVING & STRUCTURE.

DBE GOAL 10.0% COMPLETION DATE : JUN 15 2006

BRIDGE OVER REEDY CREEK AND APPROACHES ON SR-1136.

ROADWAY ITEMS

Lump Sum	LS	MOBILIZATION			
Lump Sum	LS	CONSTRUCTION SURVEYING			
Lump Sum	LS	REINFORCED BRIDGE APPROACH FILL, STATION ***** (18+37.50)			
Lump Sum	LS	GRADING			
1	ACR	SUPPLEMENTARY CLEARING & GRUB- BING			
500	CY	UNDERCUT EXCAVATION			
200	CY	DRAINAGE DITCH EXCAVATION			
2,000	CY	SELECT GRANULAR MATERIAL			
2,000	SY	FABRIC FOR SOIL STABILIZATION			
200	SF	TEMPORARY SHORING			
18	TON	FOUNDATION CONDITIONING MATE- RIAL, MINOR STRS			
24	LF	15" SIDE DRAIN PIPE			
36	LF	15" RC PIPE CULVERTS, CLASS III			
64	LF	15" CS PIPE CULVERTS, 0.064" THICK			
44	LF	18" CS PIPE CULVERTS, 0.064" THICK			
2	EA	*** CS PIPE ELBOWS, ***** THICK (15", 0.064")			
86	LF	PIPE REMOVAL			
72	TON	AGGREGATE BASE COURSE			
100	TON	INCIDENTAL STONE BASE			
1,210	TON	ASPHALT CONC BASE COURSE, TYPE B25.0B			
610	TON	ASPHALT CONC INTERMEDIATE COURSE, TYPE 119.0B			
680	TON	ASPHALT CONC SURFACE COURSE, TYPE S9.5B			
125	TON	ASPHALT BINDER FOR PLANT MIX, GRADE PG 64-22			
2	EA	MASONRY DRAINAGE STRUCTURES			
2	EA	FRAME WITH TWO GRATES, STD 840.29			
70	LF	SHOULDER BERM GUTTER			
387.5	LF	STEEL BM GUARDRAIL			
5	EA	ADDITIONAL GUARDRAIL POSTS			
4	EA	GUARDRAIL ANCHOR UNITS, TYPE III			
4	EA	GUARDRAIL ANCHOR UNITS, TYPE 350			
250	LF	WOVEN WIRE FENCE RESET			
340	LF	BARBED WIRE FENCE RESET			
220	TON	PLAIN RIP RAP, CLASS B			
760	SY	FILTER FABRIC FOR DRAINAGE			
52	SF	WORK ZONE SIGNS (STATIONARY)			
96	SF	WORK ZONE SIGNS (PORTABLE)			
50	SF	WORK ZONE SIGNS (BARRICADE MOUNTED)			
20	EA	DRUMS			
40	EA	CONES			
50	LF	BARRICADES (TYPE III)			
256	HR	FLAGGER			
3	EA	TEMPORARY CRASH CUSHIONS			
370	LF	PORTABLE CONCRETE BARRIER			
94	EA	TEMPORARY RAISED PAVEMENT MARKERS			
2,810	LF	THERMOPLASTIC PAVEMENT MARKING LINES (4", 90 MILS)			
2,810	LF	THERMOPLASTIC PAVEMENT MARKING LINES (4", 120 MILS)			
29,712	LF	PAINT PAVEMENT MARKING LINES (4")			
36	EA	PERMANENT RAISED PAVEMENT MARKERS			
230	TON	FOUNDATION CONDITIONING MATE- RIAL, UTILITIES CLASS ***** (VI)			
230	TON	BEDDING MATERIAL, UTILITIES CLASS ***** (IV)			

100	LF	6" DI WATER PIPE, PC 350			
864	LF	16" DI WATER PIPE, PC ***** (PC 350)			
2,025	LB	DUCTILE IRON WATER PIPE FIT- TINGS, 250# MIN WP			
1	EA	*** AIR RELEASE VALVE & MAN- HOLE (2")			
1	EA	RELOCATE EXISTING FIRE HYDRANT			
440	LB	DUCTILE IRON SEWER PIPE FIT- TINGS, ***** (PC 350)			
290	LF	FILL OR REMOVE ABANDONED *** PIPE, ***** (8", PVC C-900 DR 18)			
856	LF	FILL OR REMOVE ABANDONED 16" PIPE, ***** (DI WATER PIPE)			
2	EA	GENERIC UTILITY ITEM 6" RESTRAINED RETAINER GLAND			
292	LF	GENERIC UTILITY ITEM 8" DI FORCE MAIN SEWER PIPE, CL 50			
1,795	LF	TEMPORARY SILT FENCE			
60	TON	STONE FOR EROSION CONTROL, CLASS A			
380	TON	STONE FOR EROSION CONTROL, CLASS B			
120	TON	SEDIMENT CONTROL STONE			
5	ACR	TEMPORARY MULCHING			
200	LB	SEED FOR TEMPORARY SEEDING			
0.75	TON	FERTILIZER FOR TEMPORARY SEED- ING			
175	LF	TEMPORARY SLOPE DRAINS			
4	EA	INLET PROTECTION AT TEMPORARY SLOPE DRAINS			
575	CY	SILT EXCAVATION			
518	SY	SYNTHETIC ROVING			
830	SY	MATTING FOR EROSION CONTROL			
40	LF	1/4" HARDWARE CLOTH			
6.5	ACR	SEEDING & MULCHING			
3	ACR	MOWING			
50	LB	SEED FOR REPAIR SEEDING			
0.25	TON	FERTILIZER FOR REPAIR SEEDING			
125	LB	SEED FOR SUPPLEMENTAL SEEDING			
5	TON	FERTILIZER TOPDRESSING			
1.5	HR	SPECIALIZED HAND MOWING			
2	EA	RESPONSE FOR EROSION CONTROL			
0.25	ACR	REFORESTATION			

STRUCTURE ITEMS

Lump Sum	LS	REMOVAL OF EXISTING STRUCTURE AT STATION ***** (18+37.50 -L-)			
55	LF	***,***" DIA DRILLED PIERS IN SOIL (4'-0")			
26	LF	***,***" DIA DRILLED PIERS NOT IN SOIL (4'-0")			
49.6	LF	PERMANENT STEEL CASING FOR ***,***" DIA DRILLED PIER (4'-0")			
1	EA	CROSSHOLE SONIC LOGGING			
364	LF	CSL TUBES			
7,789	SF	REINFORCED CONCRETE DECK SLAB			
8,537	SF	GROOVING BRIDGE FLOORS			
132.4	CY	CLASS A CONCRETE (BRIDGE)			
Lump Sum	LS	BRIDGE APPROACH SLABS, STATION ***** (18+37.50 -L-)			
27,897	LB	REINFORCING STEEL (BRIDGE)			
3,729	LB	SPIRAL COLUMN REINFORCING STEEL (BRIDGE)			
903.34	LF	45" PRESTRESSED CONCRETE GIR- DERS			

570	LF	HP12X53 STEEL PILES
350.67	LF	TWO BAR METAL RAIL
365.67	LF	1'-**"X ***** CONCRETE PARA- PET (1'-2" X 30")
1,140	TON	PLAIN RIP RAP CLASS II (2'-0" THICK)
1,267	SY	FILTER FABRIC FOR DRAINAGE
Lump Sum	LS	ELASTOMERIC BEARINGS
Lump Sum	LS	EVAZOTE JOINT SEALS

FEDERAL AID PROPOSAL, CONTRACTOR LICENSE NOT REQUIRED TO BID

L040921 019

CONTRACT ID : C200954 32578.3.2

DIV OFFICE ALBEMARLE

LENGTH = 0.985 KM

COUNTY : ANSON

GRADING, DRAINAGE, PAVING & STRUCTURE.

DBE GOAL 7.0% COMPLETION DATE : DEC 31 2006

BRIDGE OVER WINSTON-SALEM SOUTHBOUND RR & APPROACHES ON US-52 NORTH OF WADESBORO & REMOVAL OF BRIDGE 306 ON SR-1649.

ROADWAY ITEMS				
		32	HR	FLAGGER
		2	EA	TEMPORARY CRASH CUSHIONS
		95	M	PORTABLE CONCRETE BARRIER
Lump Sum	LS	1,157	M	THERMOPLASTIC PAVEMENT MARKING LINES (100MM, 2.3MM)
Lump Sum	LS	2,322	M	THERMOPLASTIC PAVEMENT MARKING LINES (100MM, 3.1MM)
Lump Sum	LS	73	M	THERMOPLASTIC PAVEMENT MARKING LINES (200MM, 2.3MM)
0.4	HA	18	M	THERMOPLASTIC PAVEMENT MARKING LINES (600MM, 3.1MM)
1,000	M3	7	EA	THERMOPLASTIC PAVEMENT MARKING SYMBOL (2.3MM)
Lump Sum	LS	88,000	M3	BORROW EXCAVATION
336	M3	80	EA	PERMANENT RAISED PAVEMENT MARKERS
2,000	M3	220	MTN	FOUNDATION CONDITIONING MATERIAL, UTILITIES CLASS ***** (VI)
2,000	M2	220	MTN	BEDDING MATERIAL, UTILITIES CLASS ***** (IV)
700	M2	7.6	MTN	PAVEMENT REPAIR FOR UTILITY WORK
52	MTN	396.8	M	***MM DI WATER PIPE, CLASS ***** WP (250MM, 52 2.41MPA)
7.2	M	45	M	20MM COPPER WATER PIPE, TYPE K
62.4	M	4.5	M	150MM PVC WATER PIPE, SDR 21, 1.38MPA WP
18	M	615.7	M	250MM PVC WATER PIPE, SDR 21, 1.38MPA WP
50.4	M	680	KG	DUCTILE IRON WATER PIPE FITTINGS, 1.72MPA MIN WP
26.4	M	3	EA	20MM CORPORATION STOP
4	EA	1	EA	150MM GATE VALVE & VALVE BOX, 1.38MPA WP
6	M	4	EA	250MM GATE VALVE & VALVE BOX, ****MPA WP (1.38MPA)
151	MTN	2	EA	***MM TRANSITION COUPLING, ***** (250MM, AC TO PVC)
300	MTN	3	EA	RELOCATE EXISTING WATER METER
4,640	MTN	1	EA	RELOCATE EXISTING FIRE HYDRANT
2,095	MTN	979	M	FILL OR REMOVE ABANDONED ***MM PIPE, ***** (250MM, AC WATER LINE)
2,476	MTN	55	M	GENERIC UTILITY ITEM 600MM STEEL ENCASMENT PIPE, 9.52MM THICK, BY BORING & JACKING
451	MTN	1,020	M	TEMPORARY SILT FENCE
4.8	M3	70	MTN	STONE FOR EROSION CONTROL, CLASS A
2.68	M3	795	MTN	STONE FOR EROSION CONTROL, CLASS B
3	EA	260	MTN	SEDIMENT CONTROL STONE
2	EA	1	HA	TEMPORARY MULCHING
2	EA	125	KG	SEED FOR TEMPORARY SEEDING
18	M2	1	MTN	FERTILIZER FOR TEMPORARY SEEDING
803.91	M	310	M	TEMPORARY SLOPE DRAINS
60.96	M	14	EA	INLET PROTECTION AT TEMPORARY SLOPE DRAINS
5	EA	4,745	M3	SILT EXCAVATION
2	EA	2,370	M2	MATTING FOR EROSION CONTROL
4	EA	20	M	6.4MM HARDWARE CLOTH
6	EA	3	HA	SEEDING & MULCHING
15.24	M	0.5	HA	MOWING
2	EA	25	KG	SEED FOR REPAIR SEEDING
360	M	0.25	MTN	FERTILIZER FOR REPAIR SEEDING
360	M	100	KG	SEED FOR SUPPLEMENTAL SEEDING
26.3	MTN	5	MTN	FERTILIZER TOPDRESSING
200	M2	6.5	HR	SPECIALIZED HAND MOWING
30	M2	9	M2	WORK ZONE SIGNS (STATIONARY)
30	M2	10	M2	WORK ZONE SIGNS (PORTABLE)
9	M2	10	M2	WORK ZONE SIGNS (BARRICADE MOUNTED)
2	EA	0.61	HA	REFORESTATION
61	EA			WARNING FLAG SETS
50	M			DRUMS
				BARRICADES (TYPE III)

STRUCTURE ITEMS

Lump Sum	LS	REMOVAL OF EXISTING STRUCTURES AT STATION ***** (14+94.156-L-)
23.5	M	*****MM DIA DRILLED PIERS IN SOIL (1220MM)
17	M	*****MM DIA DRILLED PIERS NOT IN SOIL (1220MM)
1	EA	CROSSHOLE SONIC LOGGING
182.4	M	CSL TUBES
930.5	M2	REINFORCED CONCRETE DECK SLAB
985.3	M2	GROOVING BRIDGE FLOORS
138.5	M3	CLASS A CONCRETE (BRIDGE)
Lump Sum	LS	BRIDGE APPROACH SLABS, STATION ***** (14+94.156-L-)
18,607	KG	REINFORCING STEEL (BRIDGE)
2,920	KG	SPIRAL COLUMN REINFORCING STEEL (BRIDGE)
116,900	LS	APPROX KG STRUCTURAL STEEL
168	M	HP310X79 STEEL PILES
136.92	M	CONCRETE BARRIER RAIL
2,070	M2	100MM SLOPE PROTECTION
Lump Sum	LS	ELASTOMERIC BEARINGS
Lump Sum	LS	EVAZOTE JOINT SEALS

FEDERAL AID PROPOSAL, CONTRACTOR LICENSE NOT REQUIRED TO BID

L040921 020

CONTRACT ID : C200892 33378.2.2

DIV OFFICE NORTH WILKESBORO

LENGTH = 0.369 MI

COUNTY : ASHE

GRADING, DRAINAGE, PAVING & STRUCTURE.

DBE GOAL 5.0% COMPLETION DATE : JUN 15 2006

BRIDGE OVER SOUTH FORK NEW RIVER & APPROACHES ON NC-163.

ROADWAY ITEMS					
			1,000	SY	FILTER FABRIC FOR DRAINAGE
			2	EA	PREFORMED SCOUR HOLES WITH LEVEL SPREADER APRON
Lump Sum	LS	MOBILIZATION	169	SF	WORK ZONE SIGNS (STATIONARY)
Lump Sum	LS	CONSTRUCTION SURVEYING	96	SF	WORK ZONE SIGNS (PORTABLE)
Lump Sum	LS	REINFORCED BRIDGE APPROACH FILL, STATION ***** (20+93.60)	39	EA	DRUMS
			39	EA	CONES
Lump Sum	LS	GRADING	60	MD	FLAGGER
			2	EA	TEMPORARY CRASH CUSHIONS
	1	ACR SUPPLEMENTARY CLEARING & GRUB-BING	1	EA	TRUCK MOUNTED IMPACT ATTENUATOR (60 MPH)
	300	CY UNDERCUT EXCAVATION	300	LF	PORTABLE CONCRETE BARRIER
	500	TON CLASS IV SUBGRADE STABILIZATION	49	EA	TEMPORARY RAISED PAVEMENT MARKERS
	500	CY DRAINAGE DITCH EXCAVATION	7,800	LF	EPOXY PAVEMENT MARKING LINES (4")
	300	CY SELECT GRANULAR MATERIAL	15,600	LF	PAINT PAVEMENT MARKING LINES (4")
	1,000	SY FABRIC FOR SOIL STABILIZATION	300	LF	REMOVAL OF PAVEMENT MARKING LINES (4")
	155	TON FOUNDATION CONDITIONING MATERIAL, MINOR STRS	4	EA	PERMANENT RAISED PAVEMENT MARKERS
	20	LF 15" SIDE DRAIN PIPE	20	EA	SNOWFLOWABLE RAISED PAVEMENT MARKERS
	16	LF 24" SIDE DRAIN PIPE	1,425	LF	TEMPORARY SILT FENCE
	236	LF 12" RC PIPE CULVERTS, CLASS III	75	TON	STONE FOR EROSION CONTROL, CLASS A
	344	LF 15" RC PIPE CULVERTS, CLASS III	430	TON	STONE FOR EROSION CONTROL, CLASS B
	296	LF 24" RC PIPE CULVERTS, CLASS III	450	TON	SEDIMENT CONTROL STONE
	136	LF 30" RC PIPE CULVERTS, CLASS III	7	ACR	TEMPORARY MULCHING
	112	LF 15" CS PIPE CULVERTS, 0.064" THICK	250	LB	SEED FOR TEMPORARY SEEDING
	304	LF 15" BIT COAT CS PIPE CULVERTS, TYPE B 0.064" THICK	1	TON	FERTILIZER FOR TEMPORARY SEEDING
	6	EA 15" BIT COAT CS PIPE ELBOWS, TYPE B 0.064" THICK	75	LF	TEMPORARY SLOPE DRAINS
	40	LF GENERIC PIPE ITEM 30" RC PIPE CULVERTS, CLASS IV (BY BORING& JACKING)	2	EA	INLET PROTECTION AT TEMPORARY SLOPE DRAINS
	38	LF PIPE REMOVAL	1,445	CY	SILT EXCAVATION
	100	TON INCIDENTAL STONE BASE	2,000	SY	MATTING FOR EROSION CONTROL
	1,300	TON ASPHALT CONC BASE COURSE, TYPE B25.0B	200	LF	1/4" HARDWARE CLOTH
	800	TON ASPHALT CONC INTERMEDIATE COURSE, TYPE 119.0B	12	EA	SPECIAL STILLING BASINS
	900	TON ASPHALT CONC SURFACE COURSE, TYPE S9.5B	9	ACR	SEEDING & MULCHING
	150	TON ASPHALT BINDER FOR PLANT MIX, GRADE PG 64-22	4	ACR	MOWING
	50	TON ASPHALT PLANT MIX, PAVEMENT REPAIR	100	LB	SEED FOR REPAIR SEEDING
	9	EA RIGHT OF WAY MARKERS	0.25	TON	FERTILIZER FOR REPAIR SEEDING
	115	CY SUBDRAIN EXCAVATION	175	LB	SEED FOR SUPPLEMENTAL SEEDING
	85	CY SUBDRAIN FINE AGGREGATE	6.5	TON	FERTILIZER TOPDRESSING
	500	LF 6" PERFORATED SUBDRAIN PIPE	2.5	HR	SPECIALIZED HAND MOWING
	15	EA 6" SUBDRAIN PIPE WYES, TEES, & ELBOWS	8	EA	RESPONSE FOR EROSION CONTROL
	1	EA CONCRETE PAD FOR SUBDRAIN PIPE OUTLET			
	6	LF 6" OUTLET PIPE (SUBDRAINS)			
	4.1	CY REINFORCED ENDWALLS			
	0.36	CY PIPE PLUGS			
	11	EA MASONRY DRAINAGE STRUCTURES			
	3	EA FRAME WITH TWO GRATES, STD 840.24			
	8	EA FRAME WITH TWO GRATES, STD 840.29			
	2	EA *** SLUICE GATE (22")			
Lump Sum	LS	GENERIC DRAINAGE ITEM HAZARDOUS SPILL BASIN			
	950	LF SHOULDER BERM GUTTER			
	300	LF CONCRETE EXPRESSWAY GUTTER			
	1,175	LF STEEL BM GUARDRAIL			
	5	EA ADDITIONAL GUARDRAIL POSTS			
	4	EA GUARDRAIL ANCHOR UNITS, TYPE III			
	4	EA GUARDRAIL ANCHOR UNITS, TYPE 350			
	125	TON PLAIN RIP RAP, CLASS B			
			Lump Sum	LS	CONSTRUCTION, MAINTENANCE, & REMOVAL OF TEMP ACCESS AT STA ***** (20+93.60 -L-)
			Lump Sum	LS	REMOVAL OF EXISTING STRUCTURE AT STATION ***** (20+93.60 -L-)
			Lump Sum	LS	FOUNDATION EXCAVATION FOR END BENT ** AT STATION ***** (1, 20+93.60 -L-)
			5.08	LF	*** DIA DRILLED PIERS IN SOIL (6'-0")
			18	LF	*** DIA DRILLED PIERS NOT IN SOIL (6'-0")
			7.08	LF	PERMANENT STEEL CASING FOR *** DIA DRILLED PIER (6'-0")
			2	EA	CROSSHOLE SONIC LOGGING
			150	LF	CSL TUBES
			11,612	SF	REINFORCED CONCRETE DECK SLAB
			11,497	SF	GROOVING BRIDGE FLOORS
			204	CY	CLASS A CONCRETE (BRIDGE)
STRUCTURE ITEMS					

Lump Sum	LS	BRIDGE APPROACH SLABS, STATION ***** (20+93.60 -L-)
50,280	LB	REINFORCING STEEL (BRIDGE)
2,691	LB	SPIRAL COLUMN REINFORCING STEEL (BRIDGE)
307,100	LS	APPROX LBS STRUCTURAL STEEL
300	LF	HP12X53 STEEL PILES
10	EA	STEEL PILE POINTS
623.48	LF	CONCRETE BARRIER RAIL
890	TON	PLAIN RIP RAP CLASS II (2'-0" THICK)
985	SY	FILTER FABRIC FOR DRAINAGE
Lump Sum	LS	POT BEARINGS
Lump Sum	LS	ELASTOMERIC BEARINGS
Lump Sum	LS	EVAZOTE JOINT SEALS
Lump Sum	LS	EXPANSION JOINT SEALS

FEDERAL AID PROPOSAL, CONTRACTOR LICENSE NOT REQUIRED TO BID

L040921 021

CONTRACT ID : C201267 36982.3.1

DIV OFFICE ASHEVILLE

LENGTH = 6.800 MI

COUNTY : BUNCOMBE, MCDOWELL

INTELLIGENT TRAFFIC SYSTEM.

DBE GOAL 0.0% COMPLETION DATE : AUG 01 2005

I-40 FROM MP-64 TO MP-72 AT OLD FORT MOUNTAIN.

ROADWAY ITEMS

Lump Sum	LS	MOBILIZATION
198	SF	CONTRACTOR FURNISHED, TYPE *** SIGN (A)
1	CY	PLAIN CONCRETE SIGN FOOTINGS
1,028	LB	SUPPORTS, BREAKAWAY STEEL BEAM
3	EA	SIGN ERECTION, TYPE *** (GROUND MOUNTED) (A)
440	SF	WORK ZONE SIGNS (PORTABLE)
2	EA	FLASHING ARROW PANELS, TYPE C
225	EA	DRUMS
2	EA	TRUCK MOUNTED IMPACT ATTENUA- TOR (60 MPH)
23	EA	2" RISER WITH WEATHERHEAD
3	EA	BEACON CONTROLLER ASSEMBLY & CABINET (*****) (F3)
1	EA	GENERIC SIGNAL ITEM CELLULAR MODEM
15	EA	GENERIC SIGNAL ITEM EQUIPMENT CABINET (POLE MOUNTED)
8	EA	GENERIC SIGNAL ITEM EVENT PROCESSOR/WIRELESS TRANSCIEVER
1	EA	GENERIC SIGNAL ITEM FURNISH CELLULAR MODEM
1	EA	GENERIC SIGNAL ITEM FURNISH EVENT PROCESSOR/ WIRELESS TRANSCIEVER
1	EA	GENERIC SIGNAL ITEM FURNISH SOLAR POWER ASSEMBLY
1	EA	GENERIC SIGNAL ITEM FURNISH VISIBILITY SENSOR
1	EA	GENERIC SIGNAL ITEM FURNISH WIRELESS DATA TRANSCIEVER
18	EA	GENERIC SIGNAL ITEM NEW ELECTRICAL SERVICE
5	EA	GENERIC SIGNAL ITEM SOLAR POWER ASSEMBLY
6	EA	GENERIC SIGNAL ITEM VEHICLE SIGNAL HEAD (12", 1 SECTION)
5	EA	GENERIC SIGNAL ITEM VISIBILITY SENSOR
15	EA	GENERIC SIGNAL ITEM WIRELESS DATA TRANSCIEVER
19	EA	GENERIC SIGNAL ITEM WOOD POLE (35')
Lump Sum	LS	GENERIC SIGNAL ITEM TRAINING

STATE FUNDED PROPOSAL, CONTRACTOR LICENSE REQUIRED TO BID

L041019 001

CONTRACT ID : C200893 34336.3.4

DIV OFFICE FAYETTEVILLE

LENGTH = 18.189 KM

COUNTY : ROBESON

GRADING, DRAINAGE, PAVING, GUARDRAIL & STRUCTURES.

MBE GOAL 12.0% WBE 6.0% COMPLETION DATE : DEC 31 2008

US-74 FROM WEST OF SR-1157 (HENRY BERRY RD) TO WEST OF SR-1164 (BACK SWAMP RD) & FROM WEST OF SR-1164 TO NC-41.

ROADWAY ITEMS						
			116.4	M	1350MM RC PIPE CULVERTS, CLASS III	
			33.6	M	1500MM RC PIPE CULVERTS, CLASS III	
Lump Sum	LS	MOBILIZATION	61.2	M	1650MM RC PIPE CULVERTS, CLASS III	
Lump Sum	LS	CONSTRUCTION SURVEYING				
Lump Sum	LS	GENERIC MISCELLANEOUS ITEM CRITICAL PATH METHOD SCHEDULE	100.8	M	****MM RC PIPE CULVERTS, CLASS IV (1050MM)	
Lump Sum	LS	GENERIC MISCELLANEOUS ITEM DESIGN AND CONSTRUCT I-95 TEMP MEDIAN CROSSOVER DETOURS	686.4	M	****MM RC PIPE CULVERTS, CLASS IV (450MM)	
Lump Sum	LS	CLEARING & GRUBBING ... HECTARE(S)	69.6	M	****MM RC PIPE CULVERTS, CLASS IV (600MM)	
	2	HA SUPPLEMENTARY CLEARING & GRUBBING				
	7	EA SEALING ABANDONED WELLS	56.4	M	****MM RC PIPE CULVERTS, CLASS IV (750MM)	
120,000	M3	UNCLASSIFIED EXCAVATION				
Lump Sum	LS	REINFORCED BRIDGE APPROACH FILL, STATION ***** (13+99.751 -Y4-)	1,257.6	M	400MM BIT COAT CS PIPE CULVERTS, TYPE B 1.63MM THICK	
Lump Sum	LS	REINFORCED BRIDGE APPROACH FILL, STATION ***** (14+00.000 -Y1-)	64	EA	400MM BIT COAT CS PIPE ELBOWS, TYPE B 1.63MM THICK	
Lump Sum	LS	REINFORCED BRIDGE APPROACH FILL, STATION ***** (14+27.454 -Y5-)	1,753.7	M	PIPE REMOVAL	
Lump Sum	LS	REINFORCED BRIDGE APPROACH FILL, STATION ***** (15+85.303 -Y-)	1,795	M2	150MM SLOPE PROTECTION	
Lump Sum	LS	REINFORCED BRIDGE APPROACH FILL, STATION ***** (17+37.086 -Y3-)	Lump Sum	LS	FINE GRADING	
Lump Sum	LS	REINFORCED BRIDGE APPROACH FILL, STATION ***** (17+37.086 -Y3-)	250	KG	SEALING EXISTING PAVEMENT CRACKS & JOINTS	
Lump Sum	LS	REINFORCED BRIDGE APPROACH FILL, STATION ***** (23+42.464 -Y5-)	6,500	MTN	STABILIZER AGGREGATE	
Lump Sum	LS	REINFORCED BRIDGE APPROACH FILL, STATION ***** (277+68.339 -L- NBL)	464,200	MTN	AGGREGATE BASE COURSE	
Lump Sum	LS	REINFORCED BRIDGE APPROACH FILL, STATION ***** (277+68.339 -L- SBL)	4,000	MTN	INCIDENTAL STONE BASE	
Lump Sum	LS	REINFORCED BRIDGE APPROACH FILL, STATION ***** (33+70.270 -Y3-)	97,650	L	PRIME COAT	
Lump Sum	LS	REINFORCED BRIDGE APPROACH FILL, STATION ***** (33+70.270 -Y3-)	2,400	M2	MILLING ASPHALT PAVEMENT, **MM DEPTH (165MM)	
Lump Sum	LS	REINFORCED BRIDGE APPROACH FILL, STATION ***** (33+70.270 -Y3-)	123,400	MTN	ASPHALT CONC BASE COURSE, TYPE B25.0C	
Lump Sum	LS	REINFORCED BRIDGE APPROACH FILL, STATION ***** (33+70.270 -Y3-)	25,925	MTN	ASPHALT CONC INTERMEDIATE COURSE, TYPE I19.0B	
Lump Sum	LS	REINFORCED BRIDGE APPROACH FILL, STATION ***** (33+70.270 -Y3-)	114,255	MTN	ASPHALT CONC INTERMEDIATE COURSE, TYPE I19.0C	
Lump Sum	LS	REINFORCED BRIDGE APPROACH FILL, STATION ***** (33+70.270 -Y3-)	16,750	MTN	ASPHALT CONC INTERMEDIATE COURSE, TYPE I19.0D	
23,713	M3	UNDERCUT EXCAVATION	30,880	MTN	ASPHALT CONC SURFACE COURSE, TYPE S9.5B	
4,596,500	M3	BORROW EXCAVATION	136,770	MTN	ASPHALT CONC SURFACE COURSE, TYPE S12.5C	
45,382	M3	DRAINAGE DITCH EXCAVATION	15,950	MTN	ASPHALT CONC SURFACE COURSE, TYPE S12.5D	
164,350	M2	REMOVAL OF EXISTING ASPHALT PAVEMENT	13,780	MTN	ASPHALT BINDER FOR PLANT MIX, GRADE PG 64-22	
39,400	M2	BREAKING OF EXISTING ASPHALT PAVEMENT	8,315	MTN	ASPHALT BINDER FOR PLANT MIX, GRADE PG 70-22	
207	HR	PROOF ROLLING				
36,400	M3	SELECT GRANULAR MATERIAL	770	MTN	ASPHALT BINDER FOR PLANT MIX, GRADE PG 76-22	
27,000	M2	FABRIC FOR SOIL STABILIZATION	213	MTN	ASPHALT PLANT MIX PAVEMENT REPAIR	
235	M2	TEMPORARY SHORING				
65	M2	TEMPORARY SHORING - BARRIER SUPPORTED	87,000	M	MILLED RUMBLE STRIPS	
	541	M2 GENERIC GRADING ITEM TEMPORARY FABRIC WALL	802	M3	SUBDRAIN EXCAVATION	
2,380	MTN	SELECT MATERIAL, CLASS II	539	M3	SUBDRAIN FINE AGGREGATE	
500	MTN	SELECT MATERIAL, CLASS IV	1,300	M	150MM PERFORATED SUBDRAIN PIPE	
4,380	MTN	FOUNDATION CONDITIONING MATERIAL, MINOR STRS	129	EA	150MM SUBDRAIN PIPE WYES, TEES, & ELBOWS	
	8.4	M ****MM SIDE DRAIN PIPE (750MM)	9	EA	CONCRETE PAD FOR SUBDRAIN PIPE OUTLET	
	192	M 375MM SIDE DRAIN PIPE	18	M	150MM OUTLET PIPE (SUBDRAINS)	
	115.2	M 450MM SIDE DRAIN PIPE	7,735	M	SHOULDER DRAIN	
4,155.6	M	375MM RC PIPE CULVERTS, CLASS III	7,735	M	100MM SHOULDER DRAIN PIPE	
	2,466	M 450MM RC PIPE CULVERTS, CLASS III	366	M	100MM OUTLET PIPE (SHOULDER DRAINS)	
1,033.2	M	600MM RC PIPE CULVERTS, CLASS III	99	EA	CONCRETE PAD FOR SHOULDER DRAIN PIPE OUTLET	
	1,266	M 750MM RC PIPE CULVERTS, CLASS III	182.4	M3	ENDWALLS	
	657.6	M 900MM RC PIPE CULVERTS, CLASS III	20.5	M3	REINFORCED ENDWALLS	
991.2	M	1050MM RC PIPE CULVERTS, CLASS III	11.78	M3	PIPE COLLARS	
	612	M 1200MM RC PIPE CULVERTS, CLASS III	0.32	M3	PIPE PLUGS	
			232	EA	MASONRY DRAINAGE STRUCTURES	
			21.86	M	MASONRY DRAINAGE STRUCTURES	
			1	EA	FRAME WITH GRATE, STD 840.**** (840.16)	
			1	EA	FRAME WITH GRATE, STD 840.22	

				Lump Sum	LS	OVERHEAD SIGN ASSEMBLY AT STA ***** (276+80.00-L-)
33	EA	FRAME WITH TWO GRATES, STD 840.20		Lump Sum	LS	OVERHEAD SIGN ASSEMBLY AT STA ***** (278+40.00-L-)
163	EA	FRAME WITH TWO GRATES, STD 840.22		Lump Sum	LS	OVERHEAD SIGN ASSEMBLY AT STA ***** (28+00.00-COAD-)
15	EA	FRAME WITH TWO GRATES, STD 840.24		Lump Sum	LS	OVERHEAD SIGN ASSEMBLY AT STA ***** (285+30.00-L-)
4	EA	FRAME WITH GRATE & HOOD, STD 840.03, TYPE ** (E)		Lump Sum	LS	OVERHEAD SIGN ASSEMBLY AT STA ***** (292+40.00-L-)
4	EA	FRAME WITH GRATE & HOOD, STD 840.03, TYPE ** (F)		Lump Sum	LS	OVERHEAD SIGN ASSEMBLY AT STA ***** (293+37.00-L-)
4	EA	FRAME WITH GRATE & HOOD, STD 840.03, TYPE ** (G)		Lump Sum	LS	OVERHEAD SIGN ASSEMBLY AT STA ***** (303+40.00-L-)
1	EA	FRAME WITH COVER, STD 840.54		Lump Sum	LS	OVERHEAD SIGN ASSEMBLY AT STA ***** (32+40.00-COBC-)
1	EA	CONCRETE APRON FOR DROP INLETS		Lump Sum	LS	OVERHEAD SIGN ASSEMBLY AT STA ***** (36+40.00-COAD-)
1,900	M	750MM CONCRETE CURB & GUTTER		Lump Sum	LS	OVERHEAD DYNAMIC MESSAGE SIGN ASSEMBLY "DMS-**" (1)
650	M	SHOULDER BERM GUTTER		Lump Sum	LS	OVERHEAD DYNAMIC MESSAGE SIGN ASSEMBLY "DMS-**" (2)
117	M2	150MM CONCRETE DRIVEWAY		Lump Sum	LS	OVERHEAD DYNAMIC MESSAGE SIGN ASSEMBLY "DMS-**" (3)
1,075	M2	125MM MONOLITHIC CONCRETE IS- LANDS (SURFACE MOUNTED)		47	EA	SIGN ERECTION, TYPE D
305	M	PRECAST REINFORCED CONCRETE BARRIER, SINGLE FACED		234	EA	SIGN ERECTION, TYPE E
11	EA	ADJUSTMENT OF DROP INLETS		68	EA	SIGN ERECTION, TYPE F
8	EA	CONVERT EXISTING DROP INLET TO JUNCTION BOX		40	EA	SIGN ERECTION, TYPE *** (GROUND MOUNTED) (A)
2	EA	GENERIC DRAINAGE ITEM CONVERT EXIST JUNCTION BOX TO 2 GRATE INLET		44	EA	SIGN ERECTION, TYPE *** (GROUND MOUNTED) (B)
10	EA	IMPACT ATTENUATOR UNIT, TYPE 350		29	EA	SIGN ERECTION, MILEMARKERS
11,490.96	M	STEEL BM GUARDRAIL		Lump Sum	LS	LRs LIGHTING SYSTEM FOR OVER- HEAD SIGN ASSEMBLY AT STA ***** (24+00.00-COBC-)
441.96	M	STEEL BM GUARDRAIL, SHOP CURVED		Lump Sum	LS	LRs LIGHTING SYSTEM FOR OVER- HEAD SIGN ASSEMBLY AT STA ***** (264+40.00-L-)
348.81	M	STEEL BM GUARDRAIL, DOUBLE FACED		Lump Sum	LS	LRs LIGHTING SYSTEM FOR OVER- HEAD SIGN ASSEMBLY AT STA ***** (270+50.00-L-)
20	EA	ADDITIONAL GUARDRAIL POSTS		Lump Sum	LS	LRs LIGHTING SYSTEM FOR OVER- HEAD SIGN ASSEMBLY AT STA ***** (276+80.00-L-)
45	EA	GUARDRAIL ANCHOR UNITS, TYPE CAT-1		Lump Sum	LS	LRs LIGHTING SYSTEM FOR OVER- HEAD SIGN ASSEMBLY AT STA ***** (278+40.00-L-)
30	EA	GUARDRAIL ANCHOR UNITS, TYPE III		Lump Sum	LS	LRs LIGHTING SYSTEM FOR OVER- HEAD SIGN ASSEMBLY AT STA ***** (28+00.00-COAD-)
70	EA	GUARDRAIL ANCHOR UNITS, TYPE 350		Lump Sum	LS	LRs LIGHTING SYSTEM FOR OVER- HEAD SIGN ASSEMBLY AT STA ***** (285+30.00-L-)
23	EA	GUARDRAIL ANCHOR UNITS, TYPE M-350		Lump Sum	LS	LRs LIGHTING SYSTEM FOR OVER- HEAD SIGN ASSEMBLY AT STA ***** (292+40.00-L-)
24	EA	GUARDRAIL ANCHOR UNITS, TYPE B-77		Lump Sum	LS	LRs LIGHTING SYSTEM FOR OVER- HEAD SIGN ASSEMBLY AT STA ***** (293+37.00-L-)
3,061.3	M	REMOVE & STOCKPILE EXISTING GUARDRAIL		Lump Sum	LS	LRs LIGHTING SYSTEM FOR OVER- HEAD SIGN ASSEMBLY AT STA ***** (303+40.00-L-)
10,800	M	CABLE GUIDERAIL		Lump Sum	LS	LRs LIGHTING SYSTEM FOR OVER- HEAD SIGN ASSEMBLY AT STA ***** (32+40.00-COBC-)
13,050	M	DOUBLE FACED CABLE GUIDERAIL		Lump Sum	LS	LRs LIGHTING SYSTEM FOR OVER- HEAD SIGN ASSEMBLY AT STA ***** (36+40.00-COAD-)
106	EA	CABLE GUIDERAIL ANCHOR UNITS		Lump Sum	LS	LRs LIGHTING SYSTEM FOR OVER- HEAD SIGN ASSEMBLY AT STA ***** (32+40.00-COBC-)
2,000	M	GENERIC GUARDRAIL ITEM RESET DOUBLE FACED CABLE GUIDERAIL		Lump Sum	LS	LRs LIGHTING SYSTEM FOR OVER- HEAD SIGN ASSEMBLY AT STA ***** (36+40.00-COAD-)
8	EA	GENERIC GUARDRAIL ITEM RESET DOUBLE FACED CABLE GUIDERAIL ANCHOR UNITS		Lump Sum	LS	RELOCATE SIGN, TYPE ***** (A, GROUND MOUNTED)
38,140	M	WOVEN WIRE FENCE, 1200MM FAB- RIC		Lump Sum	LS	DISPOSAL OF SUPPORT, STEEL BEAM
8,140	EA	100MM TIMBER FENCE POSTS, ***** LONG (2.3M)		Lump Sum	LS	DISPOSAL OF SIGN SYSTEM, STEEL BEAM
1,430	EA	125MM TIMBER FENCE POSTS, ***** LONG (2.5M)		27	EA	
3,814	M	ADDITIONAL BARBED WIRE				
425	MTN	PLAIN RIP RAP, CLASS I				
91	MTN	PLAIN RIP RAP, CLASS II				
1,080	MTN	PLAIN RIP RAP, CLASS B				
10,765	M2	FILTER FABRIC FOR DRAINAGE				
8	EA	PREFORMED SCOUR HOLES WITH LEVEL SPREADER APRON				
48	M3	REINFORCED CONCRETE SIGN FOOT- INGS				
6	M3	PLAIN CONCRETE SIGN FOOTINGS				
27,195	KG	SUPPORTS, BREAKAWAY STEEL BEAM				
621	KG	SUPPORTS, SIMPLE STEEL BEAM				
2,350	M	SUPPORTS, 4.5KG STEEL U-CHANNEL				
29	EA	SUPPORTS, 3KG STEEL U-CHANNEL				
Lump Sum	LS	OVERHEAD SIGN ASSEMBLY AT STA ***** (24+00.00-COBC-)		Lump Sum	LS	LRs LIGHTING SYSTEM FOR OVER- HEAD SIGN ASSEMBLY AT STA ***** (32+40.00-COBC-)
Lump Sum	LS	OVERHEAD SIGN ASSEMBLY AT STA ***** (264+40.00-L-)		Lump Sum	LS	LRs LIGHTING SYSTEM FOR OVER- HEAD SIGN ASSEMBLY AT STA ***** (36+40.00-COAD-)
Lump Sum	LS	OVERHEAD SIGN ASSEMBLY AT STA ***** (270+50.00-L-)		2	EA	RELOCATE SIGN, TYPE ***** (A, GROUND MOUNTED)
				4	EA	DISPOSAL OF SUPPORT, STEEL BEAM
				27	EA	DISPOSAL OF SIGN SYSTEM, STEEL BEAM

			48	EA	PAINT PAVEMENT MARKING CHARACTER
			878	EA	PAINT PAVEMENT MARKING SYMBOL
251	EA	DISPOSAL OF SIGN SYSTEM, U-CHANNEL	26,576	M	REMOVAL OF PAVEMENT MARKING LINES (100MM)
28	EA	DISPOSAL OF SIGN SYSTEM, WOOD	21,006	M	REMOVAL OF PAVEMENT MARKING LINES (150MM)
1	EA	DISPOSAL OF SIGN, A OR B (GROUND MOUNTED)	240	M	REMOVAL OF PAVEMENT MARKING LINES (200MM)
7	EA	DISPOSAL OF SIGN, MILEMARKER	80	M	REMOVAL OF PAVEMENT MARKING LINES (600MM)
12	EA	TEMPORARY SIGN COVERS	10	EA	REMOVAL OF PAVEMENT MARKING SYMBOLS & CHARACTERS
Lump Sum	LS	DYNAMIC MESSAGE SIGN SYSTEM "DMS**" (1)	1,950	EA	PERMANENT RAISED PAVEMENT MARKERS
Lump Sum	LS	DYNAMIC MESSAGE SIGN SYSTEM "DMS**" (2)	3,272	EA	SNOWPLOWABLE RAISED PAVEMENT MARKERS
Lump Sum	LS	DYNAMIC MESSAGE SIGN SYSTEM "DMS**" (3)	468	EA	FLEXIBLE DELINEATORS (CRYSTAL)
Lump Sum	LS	DYNAMIC MESSAGE SIGN SYSTEM "DMS**" (4)	200	EA	FLEXIBLE DELINEATORS (YELLOW)
			80	EA	FLEXIBLE DELINEATORS (CRYSTAL & RED)
1	EA	GENERIC SIGNING ITEM DISPOSAL OF SIGN SYSTEM ON SPAN WIRE	1,652	MTN	FOUNDATION CONDITIONING MATERIAL, UTILITIES CLASS ***** (VI)
1	EA	GENERIC SIGNING ITEM FURNISH DMS CONTROLLER	1,652	MTN	BEDDING MATERIAL, UTILITIES CLASS ***** (IV)
90	M2	WORK ZONE SIGNS (BARRICADE MOUNTED)	36	MTN	PAVEMENT REPAIR FOR UTILITY WORK
4	EA	FLASHING ARROW PANELS, TYPE C	67	M	150MM DI WATER PIPE, PC 2.41MPA
10	EA	CHANGEABLE MESSAGE SIGNS	425	M	150MM PVC WATER PIPE, SDR 21, 1.38MPA WP
28	EA	WARNING FLAG SETS	4,706	M	200MM PVC WATER PIPE, SDR 21, 1.38MPA WP
750	EA	DRUMS	2,553	M	300MM PVC WATER PIPE, SDR 21, 1.38MPA WP
750	EA	CONES	4,528	KG	DUCTILE IRON WATER PIPE FITTINGS, 1.72MPA MIN WP
1,320	M	BARRICADES (TYPE III)	9	EA	20MM CORPORATION STOP
1,000	MD	FLAGGER	1	EA	40MM CORPORATION STOP
24	EA	WARNING LIGHTS (TYPE B)	1	EA	50MM CORPORATION STOP
16	EA	TEMPORARY CRASH CUSHIONS	11	EA	150MM GATE VALVE & VALVE BOX, 1.38MPA WP
24	EA	RESET TEMPORARY CRASH CUSHIONS	7	EA	200MM GATE VALVE & VALVE BOX, ****MPA WP (1.38MPA WP)
5	EA	TRUCK MOUNTED IMPACT ATTENUATOR (60 MPH)	2	EA	300MM GATE VALVE & VALVE BOX, ****MPA WP (1.38MPA WP)
4,133	M	PORTABLE CONCRETE BARRIER	2	EA	*** X ****MM TAPPING SADDLE (150MM X 20MM)
60	M	PORTABLE CONCRETE BARRIER (ANCHORED)	6	EA	*** X ****MM TAPPING SADDLE (200MM X 20MM)
9,800	M	RESET PORTABLE CONCRETE BARRIER	1	EA	*** X ****MM TAPPING SADDLE (200MM X 40MM)
150	HR	POLICE	1	EA	*** X ****MM TAPPING SADDLE (200MM X 50MM)
1,363	M	GENERIC TRAFFIC CONTROL ITEM TEMPORARY GLARE SCREEN	2	EA	*** X ****MM TAPPING SADDLE (300MM X 20MM)
11	M2	GENERIC TRAFFIC CONTROL ITEM WORK ZONE SIGNS - FLUORESCENT ORANGE SHEETING (BARRICADE MOUNTED)	11	EA	RELOCATE EXISTING WATER METER
201	M2	GENERIC TRAFFIC CONTROL ITEM WORK ZONE SIGNS - FLUORESCENT ORANGE SHEETING (PORTABLE)	5	EA	REMOVE EXISTING WATER METER
524	M2	GENERIC TRAFFIC CONTROL ITEM WORK ZONE SIGNS - FLUORESCENT ORANGE SHEETING (STATIONARY)	1	EA	FIRE HYDRANT, ****MPA WP (1.38MPA WP)
1,172	M	REMOVABLE TAPE PAVEMENT MARKING LINES (100MM)	8	EA	RELOCATE EXISTING FIRE HYDRANT
1,135	M	REMOVABLE TAPE PAVEMENT MARKING LINES (150MM)	2,428	M	FILL OR REMOVE ABANDONED 300MM PIPE, ***** (PVC WATER)
55	M	REMOVABLE TAPE PAVEMENT MARKING LINES (200MM)	207	M	GENERIC UTILITY ITEM 20MM PE WATER TUBING, SDR 7, PC 1.38
324	M	REMOVABLE TAPE PAVEMENT MARKING LINES (300MM)	524	M	GENERIC UTILITY ITEM 300MM STEEL ENCASEMENT PIPE, 4.77MM THICK, BY OPEN CUT
9,888	EA	TEMPORARY RAISED PAVEMENT MARKERS	3	M	GENERIC UTILITY ITEM 40MM PE WATER TUBING, SDR 7, PC 1.38
88,621	M	THERMOPLASTIC PAVEMENT MARKING LINES (100MM, 2.3MM)	140	M	GENERIC UTILITY ITEM 50MM PE WATER TUBING, SDR 7, PC 1.38
15,086	M	THERMOPLASTIC PAVEMENT MARKING LINES (100MM, 3.1MM)	25,500	M	TEMPORARY SILT FENCE
32,781	M	THERMOPLASTIC PAVEMENT MARKING LINES (150MM, 2.3MM)	2,485	MTN	STONE FOR EROSION CONTROL, CLASS A
2,823	M	THERMOPLASTIC PAVEMENT MARKING LINES (150MM, 3.1MM)	21,675	MTN	STONE FOR EROSION CONTROL, CLASS B
4,347	M	THERMOPLASTIC PAVEMENT MARKING LINES (200MM, 2.3MM)	8,300	MTN	SEDIMENT CONTROL STONE
1,942	M	THERMOPLASTIC PAVEMENT MARKING LINES (300MM, 2.3MM)	311.5	HA	TEMPORARY MULCHING
186	M	THERMOPLASTIC PAVEMENT MARKING LINES (600MM, 3.1MM)	17,900	KG	SEED FOR TEMPORARY SEEDING
90	EA	THERMOPLASTIC PAVEMENT MARKING SYMBOL (2.3MM)	145	MTN	FERTILIZER FOR TEMPORARY SEEDING
617,119	M	PAINT PAVEMENT MARKING LINES (100MM)	2,860	M	TEMPORARY SLOPE DRAINS
116,105	M	PAINT PAVEMENT MARKING LINES (150MM)	199	EA	INLET PROTECTION AT TEMPORARY SLOPE DRAINS
10,758	M	PAINT PAVEMENT MARKING LINES (200MM)	41,255	M3	SILT EXCAVATION
5,716	M	PAINT PAVEMENT MARKING LINES (300MM)	53,680	M2	MATTING FOR EROSION CONTROL
1,472	M	PAINT PAVEMENT MARKING LINES (600MM)	1,600	M	6.4MM HARDWARE CLOTH

			350	M	GENERIC SIGNAL ITEM UNDERGROUND POLYETHYLENE CONDUIT(S) (50MM)(1)
426	HA	SEEDING & MULCHING			
168.5	HA	MOWING			
3,650	KG	SEED FOR REPAIR SEEDING			
12.5	MTN	FERTILIZER FOR REPAIR SEEDING			
11,925	KG	SEED FOR SUPPLEMENTAL SEEDING			
716	MTN	FERTILIZER TOPDRESSING			
1.75	HA	SPECIALIZED SEEDING UNDER GUIDERAIL & GUARDRAIL (CENTI- PEDE)			
95	HR	SPECIALIZED HAND MOWING			
40	EA	RESPONSE FOR EROSION CONTROL			
11	HA	REFORESTATION			
965	M	SIGNAL CABLE			
32	EA	VEHICLE SIGNAL HEAD (300MM, 3 SECTION)			
890	M	MESSENGER CABLE (9.52MM)			
1,063	M	TRENCHING (UNPAVED)			
60	M	DIRECTIONAL DRILL POLYETHYLENE CONDUIT, *****MM (** CONDUIT) (50MM, 1)			
60	M	DIRECTIONAL DRILL POLYETHYLENE CONDUIT, *****MM (** CONDUIT) (50MM, 2)			
20	EA	JUNCTION BOX (STANDARD SIZE)			
16	EA	WOOD POLE			
16	EA	GUY ASSEMBLY			
3	EA	25MM RISER WITH WEATHERHEAD			
11	EA	50MM RISER WITH WEATHERHEAD			
1,780	M	INDUCTIVE LOOP SAWCUT			
2,870	M	LEAD-IN CABLE			
8	EA	METAL STRAIN SIGNAL POLE			
8	EA	SOIL TEST			
40	M	DRILLED PIER FOUNDATION (**MM DIA) (1067MM)			
15	EA	SIGN FOR SIGNALS			
3	EA	SIGNAL CABINET FOUNDATION			
3	EA	CABINET BASE ADAPTER			
3	EA	CONTROLLER WITH CABINET (TYPE 2070L, BASE MOUNTED)			
16	EA	DETECTOR CARD (TYPE 2070L)			
2	EA	GENERIC SIGNAL ITEM CCTV CAMERA ASSEMBLY			
2	EA	GENERIC SIGNAL ITEM CCTV METAL POLE			
2	EA	GENERIC SIGNAL ITEM EQUIPMENT CABINET (POLE MOUNTED)			
1	EA	GENERIC SIGNAL ITEM ETHERNET SWITCH			
1	EA	GENERIC SIGNAL ITEM FURNISH CCTV CAMERA ASSEMBLY			
1	EA	GENERIC SIGNAL ITEM FURNISH CCTV TEST MONITOR			
1	EA	GENERIC SIGNAL ITEM FURNISH ETHERNET SWITCH			
1	EA	GENERIC SIGNAL ITEM FURNISH VIDEO DECODER			
1	EA	GENERIC SIGNAL ITEM FURNISH VIDEO ENCODER			
1	EA	GENERIC SIGNAL ITEM FURNISH VIDEO MULTIPLEXER			
1	EA	GENERIC SIGNAL ITEM FURNISH VIDEO SIGNAL TESTING KIT			
1	EA	GENERIC SIGNAL ITEM FURNISH VIDEO/PTZ SYSTEM			
2	EA	GENERIC SIGNAL ITEM HIGH SPEED INTERNET ACCESS			
1	EA	GENERIC SIGNAL ITEM MONITOR			
5	EA	GENERIC SIGNAL ITEM NEW ELECTRICAL SERVICE			
1	EA	GENERIC SIGNAL ITEM PROTOCOL CONVERTER			
1	EA	GENERIC SIGNAL ITEM PTZ CONTROL PANEL			
1	EA	GENERIC SIGNAL ITEM VIDEO DECODER			
1	EA	GENERIC SIGNAL ITEM VIDEO ENCODER			
1	EA	GENERIC SIGNAL ITEM VIDEO MULTIPLEXER			
1	EA	GENERIC SIGNAL ITEM WIRELESS VIDEO/PTZ SYSTEM			
Lump Sum	LS	GENERIC SIGNAL ITEM ITS SYSTEM INTEGRATION			
Lump Sum	LS	GENERIC SIGNAL ITEM SYSTEM COMPUTER INTEGRATION			
Lump Sum	LS	GENERIC SIGNAL ITEM TRAINING			
			300	M	GENERIC SIGNAL ITEM UNDERGROUND POLYETHYLENE CONDUIT(S) (50MM)(2)
CULVERT ITEMS					
	Lump Sum	LS			CULVERT EXCAVATION, STA ***** (12+02.000 -Y1-)
	Lump Sum	LS			CULVERT EXCAVATION, STA ***** (252+60.000 -L-)
	226.7	MTN			FOUNDATION CONDITIONING MATER- IAL, BOX CULVERT
	278.3	M3			CLASS A CONCRETE (CULVERT)
	23,631	KG			REINFORCING STEEL (CULVERT)
STRUCTURE ITEMS					
	Lump Sum	LS			REMOVAL OF EXISTING STRUCTURE AT STATION ***** (17+37.086 -Y3-)
	Lump Sum	LS			FOUNDATION EXCAVATION FOR BENT ** AT STATION ***** (1,17+37.086 -Y3-)
	Lump Sum	LS			FOUNDATION EXCAVATION FOR BENT ** AT STATION ***** (1,179+16.633 -L-)
	Lump Sum	LS			FOUNDATION EXCAVATION FOR BENT ** AT STATION ***** (1,209+17.263 -L-)
	Lump Sum	LS			FOUNDATION EXCAVATION FOR BENT ** AT STATION ***** (1,256+58.326 -L-)
	Lump Sum	LS			FOUNDATION EXCAVATION FOR BENT ** AT STATION ***** (1,271+08.001 -L-)
	Lump Sum	LS			FOUNDATION EXCAVATION FOR BENT ** AT STATION ***** (1,277+68.339 -L- RT.)
	Lump Sum	LS			FOUNDATION EXCAVATION FOR BENT ** AT STATION ***** (1,277+68.339 -L-LT.)
	Lump Sum	LS			FOUNDATION EXCAVATION FOR BENT ** AT STATION ***** (1,298+57.237 -L-)
	Lump Sum	LS			FOUNDATION EXCAVATION FOR BENT ** AT STATION ***** (1,318+10.648 -L-)
	Lump Sum	LS			FOUNDATION EXCAVATION FOR BENT ** AT STATION ***** (2,277+68.339 -L- RT.)
	Lump Sum	LS			FOUNDATION EXCAVATION FOR BENT ** AT STATION ***** (2,277+68.339 -L-LT.)
	Lump Sum	LS			FOUNDATION EXCAVATION FOR BENT ** AT STATION ***** (3,277+68.339 -L- RT.)
	Lump Sum	LS			FOUNDATION EXCAVATION FOR BENT ** AT STATION ***** (3,277+68.339 -L-LT.)
	5,900	M3			UNCLASSIFIED STRUCTURE EXCAVA- TION
	12,815.9	M2			REINFORCED CONCRETE DECK SLAB
	13,528.2	M2			GROOVING BRIDGE FLOORS
	1,479.1	M3			CLASS A CONCRETE (BRIDGE)
	Lump Sum	LS			BRIDGE APPROACH SLABS, STATION ***** (17+37.086 -Y3-)
	Lump Sum	LS			BRIDGE APPROACH SLABS, STATION ***** (179+16.633 -L-)
	Lump Sum	LS			BRIDGE APPROACH SLABS, STATION ***** (209+17.263 -L-)
	Lump Sum	LS			BRIDGE APPROACH SLABS, STATION ***** (256+58.326 -L-)
	Lump Sum	LS			BRIDGE APPROACH SLABS, STATION ***** (271+08.001 -L-)
	Lump Sum	LS			BRIDGE APPROACH SLABS, STATION ***** (277+68.339 -L- LT.)
	Lump Sum	LS			BRIDGE APPROACH SLABS, STATION ***** (277+68.339 -L- RT.)
	Lump Sum	LS			BRIDGE APPROACH SLABS, STATION ***** (298+57.237 -L-)

Lump Sum	LS	BRIDGE APPROACH SLABS, STATION ***** (318+10.648 -L-)
135,055	KG	REINFORCING STEEL (BRIDGE)
9,680	KG	SPIRAL COLUMN REINFORCING STEEL (BRIDGE)
1,729,858	LS	APPROX KG STRUCTURAL STEEL
8,825.5	M	305MM PRESTRESSED CONC PILES
1,537.506	M	CONCRETE BARRIER RAIL
1,521.89	M	****MM CHAIN LINK FENCE (2080MM)
6,000	M2	100MM SLOPE PROTECTION
Lump Sum	LS	POT BEARINGS
Lump Sum	LS	ELASTOMERIC BEARINGS
Lump Sum	LS	EVAZOTE JOINT SEALS
Lump Sum	LS	EXPANSION JOINT SEALS
Lump Sum	LS	GENERIC STRUCTURE ITEM TEMPORARY SUPPORT AT INTERIOR BENT @ STA. 17+37.086 -Y3-