




STATE OF NORTH CAROLINA
DEPARTMENT OF TRANSPORTATION

MICHAEL F. EASLEY
GOVERNOR

LYNDO TIPPETT
SECRETARY

September 20, 2005

NOTICE TO: All Prospective Bidders

FROM: R.A. Garris, P.E. 
Contract Officer

Re: New Project Special Provision- "Control of Erosion, Siltation and Pollution"

During the recent 2005 Session, the General Assembly strengthened the time requirement for temporary and permanent seeding of graded slopes (Reference: Senate Bill 998 modifying G.S. 113A-57(2)).

The former mandatory standard for land disturbing activities outlined that groundcover be provided on graded slopes within 15 working days or 30 calendar days of completion of any phase of grading, whichever period is shorter. The revised mandatory standard no longer considers multiple time frames but simply states that vegetative cover be provided on graded slopes within **21 calendar days** of completion of any phase of grading. The new time frame is applicable for **temporary or permanent** groundcover.

This change becomes effective October 1, 2005. Section 107-1 of the Standard Specifications, *Laws To Be Observed*, covers implementation on existing contracts.

Beginning with the October 18, 2005 letting, the new project special provision titled *Control of Erosion, Siltation and Pollution* will be a requirement in all contracts. Attached is the project special provision for your convenience.

If you have any questions I can be reached at (919) 250-4124.

CONTROL OF EROSION, SILTATION, AND POLLUTION

10-18-05

Revise the *Standard Specifications* as follows:

Page 1-50, Subarticle 107-13(A) Delete the last paragraph and insert the following:

Following completion of any construction phase or operation, on any graded slope area greater than one acre, the Contractor shall provide ground cover sufficient to restrain erosion within 21 calendar days or within a time period specified by the *Sedimentation and Pollution Control Act*. The ground cover shall be either temporary or permanent and the type specified in the contract.

SP1G170




STATE OF NORTH CAROLINA
DEPARTMENT OF TRANSPORTATION

MICHAEL F. EASLEY
GOVERNOR

September 20, 2005

LYNDO TIPPETT
SECRETARY

Notice To: All Prospective Bidders
From: R. A. Garris, PE 
Re: 109-3 "Force Account Work"

Beginning with the October 18, 2005 letting, the project special provision titled "Force Account Work" will be included in all contracts, and with the issuance of the July 2006 Standard Specifications for Roads and Structures will become a standard specification.

The following is a synopsis of the changes to 109-3 "Force Account Work" which incorporates Department and Industry comments. Attached is the project special provision for your convenience.

Synopsis - Force Account Provision

The following are changes in the Standard Specification 109-3, Force Account Work:

109-3(1) Labor:

- Payment for travel time for labor and foremen outside of a 75 mile radius of the proposed force account work under certain circumstances has been added
- Overtime shall now be pro-rated when labor and foremen are used on work other than force account work within the week
- Payment for the contractor's actual verified labor burden additive, up to maximum of 60%
- Established a minimum labor burden additive of 35%

109-3(2) Subsistence and Travel: (New Section)

- Payment for subsistence and travel costs for labor and foremen outside a 75 mile radius of the proposed force account work under certain circumstances has been added
- Reimbursable costs have been limited to the lesser of the firm's usual costs or State employee maximums
- Subsistence and Travel shall now be pro-rated when labor and foremen are used on work other than force account work within the week

109-3(3) Materials:

- Added Specific language for sales tax inclusion

109-3(4) Equipment:

- No Change in calculation of the equipment rates
- Adjusted the operating additive to 100% of Blue Book operating rate

109-3(5) Owner Operated Equipment: (New Section)

- Provides for compensation for fully operated rental equipment including hauling operators

109-3(6) Miscellaneous:

- No Changes

109-3(7) Subcontracting:

- Limits subcontracted work to one subcontracting additive

109-3(8) Overhead and Profit: (New Section)

- Provides a 10% additive for overhead and profit on the total cost of the force account work, exclusive of materials, owner-operated equipment and subcontracted work
- Provides a single 10% additive for overhead and profit on the total cost of subcontracted force account work

109-3(9) Bond and Insurance:

- Removed taxes related to payroll and labor and included in them in the new *labor burden rate* or general project costs
- Removed the 6% additive

109-3(10) General:

- No changes

If you have any questions, I can be reached at (919) 250-4124.

FORCE ACCOUNT WORK

10-18-05

Revise the *Standard Specifications* as follows:

Page 1-67, Article 109-3, delete this article and replace with the following:

All force account work shall be performed as directed by the Engineer including the numbers and types of equipment, the numbers and classifications of labor and foremen, and material requirements.

All work to be paid for on a force account basis will be paid for in the following manner:

- (A) **Labor** For all authorized labor and foremen in direct charge of the specific operations, the Contractor will receive the rate of base (actual) wages (or scale) actually being paid by the Contractor for each hour that the labor and foremen are actually engaged in the specific force account work.

In addition to reimbursement for each hour that the labor and foremen are actually engaged in the specific force account work, the Contractor may receive compensation for travel time to and from the project if and only if the labor and foremen needed are outside a 75 mile radius as included in Section 109-3(B). The base location will be established and approved by the Engineer prior to performing the specific force account work. If the approved labor and foremen travel to another project upon completion of the specific force account work, payment for travel time may not exceed the travel time that would have been required to return to the point of origin in accordance with Section 109-3(B). When travel time is approved by the Engineer, it shall be included in the total hours approved and worked for that specific week. The Engineer will approve the mode of travel.

Prior to beginning the specific force account work, the Contractor shall submit in writing for the Engineer's approval a list of all wage rates applicable to the work. Approval will not be granted where these wage rates are not actually representative of wages being paid elsewhere on the project for comparable classes of labor performing similar work.

Payment for overtime will be allowed when approved by the Engineer prior to performing the specific force account work. Overtime for labor and foremen will be paid based on the company's policy for overtime payment. Verification of such payment will be tracked by submission of weekly payrolls as required on federal projects and as requested on all other projects. Failure to submit payrolls as required or requested shall act as a bar to the Contractor for payment of overtime for labor and foremen. If the labor or foremen is employed partly on specific force account work and partly on other work, the amount of overtime to

be reimbursed will be prorated based upon the number of hours worked on the specific force account work during the payroll period.

An additive amount equal to the Contractor's actual labor burden rate, up to a maximum of 60 percent, will be paid to the Contractor for all base (actual) wages paid to labor and foremen for the specific force account work. No additive will be provided for overtime payments. The labor burden rate(s) will include costs associated with the employee's actual base wages benefits, including FICA, unemployment contributions, Social Security and Medicare taxes and company fringe benefits. Company fringe benefits are the actual costs paid to, or on behalf of, workmen by reason of health and welfare benefits, pension fund benefits, or other benefits, when such amounts are required by prevailing wage laws generally applicable to the classes of labor employed on the work. The Contractor's actual labor burden rate(s) shall be submitted to and approved by the Engineer prior to beginning the work. When the Contractor cannot verify actual labor burden rate(s), an amount equal to 35 percent of the total base (actual) wage paid for labor and foremen will be added to the total base wages paid to the Contractor. These percentage additives will be full compensation for overhead, benefits, contingencies, and all other costs associated with labor for the specific force account work.

- (B) Subsistence and Travel Allowances** The Contractor may receive payment for actual costs paid to, or on behalf of, labor and foremen by reason of subsistence and travel allowances under certain circumstances. When the Contractor is required to mobilize a crew for specific operations, the Engineer may approve reimbursement of subsistence, including meals and overnight lodging, if the specific force account work is determined to be outside of the scope of the original contract and the distance from the Contractor's base location to the project is more than 75 miles. Should the Contractor utilize forces currently working at the location of the specific force account work, the Engineer may approve the payment of subsistence, including meals and overnight lodging, if the work is determined to be outside of the scope of the original contract, the forces currently working at the location have routinely stayed overnight during the life of the project, and the distance from the Contractor's base location to the project is more than 75 miles. The Engineer will approve the mode of travel.

Payment will be made to the Contractor for subsistence, including meals and overnight lodging, paid in accordance with the Contractor's usual policy for authorized labor and foremen in direct charge of the specific operations.

Subsistence will be limited to the lesser of actual amount paid or the current maximum in-state rate for State employees. Verification of such costs paid to, or on behalf of, labor and foremen shall be submitted to the Engineer. If the labor or foremen are partly employed on specific force account work and partly on other work, the amount of subsistence to be reimbursed will be prorated based upon the

number of hours worked on the specific force account work during the payroll period.

- (C) **Materials** For materials authorized and accepted by the Engineer and used, the Contractor will receive the actual cost of such materials, including sales tax and transportation charges paid by him (exclusive of equipment rentals as hereinafter set forth), to which costs 15 percent will be added. The Contractor shall furnish records to the Engineer to verify the quantities of materials used in the specific force account work, prices of the materials, sales tax, and costs of transportation for the materials.

If materials used in the specific force account work are not specifically purchased for such work but are taken from the Contractor's stock, the Contractor shall furnish an affidavit certifying that such materials were taken from his stock, the quantity was actually used in the specific force account work, and the price and transportation cost claimed represent the actual cost to the Contractor.

- (D) **Equipment** For all equipment authorized by the Engineer to be used on the specific force account work the Contractor will receive rental payment. Hourly rental rates paid for equipment in use, which is Contractor owned or rented from another Contractor, will not exceed 1/176th of the monthly rate listed in the *Rental Rate Blue Book for Construction Equipment*, as published by Dataquest, Incorporated, which is current at the time the specific force account work is performed.

In determining the hourly rate, the regional adjustment factor and the rate adjustment factor for equipment age, as set forth in the current *Blue Book*, will both be applied to the basic rate. An additive payment equal to 100 percent of the *Blue Book* estimated operating cost per hour will also be paid for all hours equipment is in use. This additive payment will be full compensation for fuel, lubricants, repairs, servicing (greasing, fueling, and oiling), small tools, and other incidentals.

If rental rates for the equipment actually being used in the work are not listed in the *Blue Book*, the Contractor will receive the prevailing rental rates being paid for such equipment in the area where the project is located. An additive payment equal to 15 percent of the prevailing rental rate will also be paid for all hours equipment is in use. This additive payment will be full compensation for fuel, lubricants, repairs, servicing (greasing, fueling, and oiling), small tools, and other incidentals.

Hourly rental rates for equipment held in ready as directed by the Engineer will be 50 percent of the rate paid for equipment in use. An additive payment will not be made for equipment held in ready. When equipment is in use less than 40 hours for any given week and is held in ready as directed by the Engineer, payment for held in ready time will be allowed for up to 40 hours, less hours in use. When

payment is made for equipment held in ready as directed by the Engineer, the payment for held in ready time will be allowed for up to 8 hours in a day less hours in use.

Hourly rental rates for idle equipment held in ready in accordance with Article 104-4 will be 50 percent of the rate paid for equipment in use. Hourly rental rates for idle equipment held in ready in accordance with Article 104-4 that is rented from a commercial rental agency will be paid for in accordance with the invoice rate for the equipment. An additive payment will not be made for idle equipment. When equipment is in use less than 40 hours for any given week and is held in ready as idle equipment in accordance with Article 104-4, payment for idle equipment time will be allowed for up to 40 hours, less hours in use. When payment is made for idle equipment held in ready in accordance with Article 104-4, the payment for idle equipment time held in ready will be allowed for up to 8 hours in a day less hours in use.

In the event the Contractor does not possess or have readily available such equipment necessary for the performance of the work and such equipment is rented from a commercial rental agency, the Contractor will receive payment based on the approved invoice rate for the equipment.

An additive payment equal to 15 percent of the calculated hourly invoice rate will also be paid for all hours equipment is in use. This additive payment will be full compensation for fuel, lubricants, repairs, servicing (greasing, fueling and oiling), small tools, and other incidentals. The commercial rental agency shall not be the Contractor or an affiliate of the Contractor.

No compensation will be made for the use of equipment not authorized by the Engineer.

The Contractor will be reimbursed for the actual transportation costs for equipment which the Contractor is directed to furnish. Such payment will be limited to transportation costs from the nearest source of available equipment. If equipment is not returned to the point of origin, but is transported to another location, transportation costs will not exceed the cost of return to the point of origin. Rental for such equipment will not be paid when the equipment is being transported. The Contractor shall furnish records to the Engineer to verify the actual transportation costs for equipment.

The Contractor shall provide to the Engineer for approval a listing of all equipment and attachments to be utilized in the prosecution of the work. The list shall include the manufacturer's name, type, model, serial number, and year of manufacture. The list shall also include the invoice rate for equipment rented from a commercial rental agency. It shall be the Contractor's responsibility to verify the age of the equipment in a manner acceptable to the Engineer. Where

such verification is not available, the rate adjustment factor used will be for the oldest equipment listed in the Blue Book.

The above prices and payments will be full compensation for fuel, lubricants, cutting edges, all repairs, and all other operating and maintenance costs other than operator's wages.

- (E) **Owner-Operated Equipment** For all owner-operated equipment authorized by the Engineer to be used on the specific force account work, the Contractor will receive rental payment equal to the existing contract rate(s) with no additive as provided in Items 109-3(A), 109-3(B), 109-3(D) and 109-3(H). When existing contract rate(s) have not been established, the contractor shall submit the proposed rate(s) for the owner-operated equipment with sufficient documentation as deemed necessary by the Engineer for approval.

For fully maintained and operated trucks used for the specific force account work, the Contractor will receive rental payment equal to the existing contract rate(s) with no additive as provided in Items 109-3(A), 109-3(B), 109-3(D) and 109-3(H). When existing contract rate(s) have not been established, the prevailing industry rate(s) for fully maintained and operated trucks will be used for the specific force account work with approval of the Engineer.

For the purposes of force account work, owner-operated equipment, including fully maintained and operated trucks, will be considered subcontractors. No additional additives other than those allowed under Item 109-3(G) will be allowed.

- (F) **Miscellaneous** No additional allowance will be made for general superintendence, the use of manually powered tools, or other costs for which no specific allowance is herein provided.
- (G) **Subcontracting** For administrative costs of the Contractor in connection with approved subcontract work at any level and the use of owner-operated equipment at any level, the Contractor will receive an additive amount in accordance with the rate schedule shown below of the total cost of such subcontracted work. The total cost of such subcontracted work will include applicable labor and additive, bond and insurance, materials, and equipment costs incurred by the subcontractor; overhead and profit computed in accordance with Items 109-3(A) through 109-3(D), 109-3(F), 109-3(H) and 109-3(I); and costs for owner-operated equipment, including fully maintained and operated trucks in accordance Item 109-3(E). No additional additives will be allowed.

Total Cost of Subcontract Work

\$0 - \$10,000
Above \$10,000

Rate Schedule

10%
\$1,000 + 5% Above \$10,000

- (H) **Overhead and Profit** An additive payment equal to 10 percent of the specific force account total will be paid to the Contractor. This specific force account total is exclusive of the portion of the work included with Item 109-3(C), Materials, Item 109-3(E), Owner-Operated Equipment and Item 109-3(G), Subcontracting. This payment will be full compensation for all costs including but not limited to home office and field overhead, burdens, and profit associated with the specific force account work.

An additive payment equal to 10 percent of the specific force account total for approved subcontract work will also be paid to the subcontractor for overhead and profit. This specific force account total for subcontract work is exclusive of the portion of the work included with Item 109-3(C), Materials and Item 109-3(E), Owner-Operated Equipment. This payment will be full compensation for all costs including but not limited to home office and field overhead, burdens, and profit associated with the specific force account subcontracted work. No additional additives will be allowed.

- (I) **Bond and Insurance** For property damage and liability insurance premiums and bond premiums on the specific force account work, the Contractor will receive the actual cost. The Contractor shall furnish satisfactory evidence to the Engineer of the rate or rates paid for such insurance and bond.

An annualized composite percentage may be used to determine the cost for bond and insurance. Insurance costs will be limited to the direct costs associated with the specific force account work. The Contractor shall furnish satisfactory evidence to the Engineer of the annualized composite percentage for the bond and insurance.

- (J) **General** The Engineer will maintain the payment records of work performed on a force account basis. The Contractor shall compare records of work with the Engineer at the end of each day on which such work is in progress.

Any contention the Contractor may have for an extension in the completion date, intermediate completion date, or intermediate completion time, due to performance of specific force account work will be considered as provided in Article 108-10.

SP1G165




STATE OF NORTH CAROLINA
DEPARTMENT OF TRANSPORTATION

MICHAEL F. EASLEY
GOVERNOR

LYNDO TIPPETT
SECRETARY

September 20, 2005

NOTICE TO: All Prospective Bidders
FROM: R.A. Garris, P.E. 
Contract Officer
Re: "Crane Safety" Project Special Provision

Beginning with the October 18, 2005 letting, the project special provision titled "Crane Safety" will be a requirement in contracts when critical lifts are anticipated.

Revisions have been made to the previous project special provision to incorporate industry comments and address concerns.

The revisions are summarized below:

- 1) Revised situations where a certified crane operator is required from "all crane operators" to only "critical lifts."
- 2) Defined "critical lifts."
- 3) Revised effective date of certification for crane operators from "January 1, 2006" to "July 1, 2006."
- 4) Revised the medical requirement from "CCO medical evaluation" to "CDL medical card."

The revised "Crane Safety" project special provision is attached for your convenience.

If you have any questions, I can be reached at (919) 250-4124.

CRANE SAFETY

10-18-05

Comply with the manufacturer's specifications and limitations applicable to the operation of all cranes and derricks. Prime contractors, subcontractors, and fully operated rental companies shall comply with the current Occupational Safety and Health Administration regulations (OSHA).

Submit all items listed below to the Engineer prior to beginning crane operations involving critical lifts. A critical lift is defined as any lift that exceeds 75 percent of the manufacturer's crane chart capacity for the radius at which the load will be lifted or requires the use of more than one crane. Changes in personnel or equipment shall be reported to the Engineer and all applicable items listed below shall be updated and submitted prior to continuing with crane operations.

Crane Safety Submittal List

- (A) **Competent Person** Provide the name and qualifications of the *Competent Person* responsible for crane safety and lifting operations. The named competent person will have the responsibility and authority to stop any work activity due to safety concerns.
- (B) **Riggers** Provide the qualifications, experience and training of the persons responsible for rigging operations. Qualifications and experience should include, but not be limited to, weight calculations, center of gravity determinations, selection and inspection of sling and rigging equipment and safe rigging practices.
- (C) **Crane Inspections** Inspection records for all cranes shall be current and readily accessible for review upon request.
- (D) **Crane Operators** **By July 1, 2006** crane operators performing critical lifts shall be certified by NC CCO (National Commission for the Certification of Crane Operators), or satisfactorily complete the Carolinas AGC's Professional Crane Operator's Proficiency Program. Other approved nationally accredited programs will be considered upon request. All crane operators shall also have a current CDL medical card. Submit a list of anticipated critical lifts and corresponding crane operator(s). Include current certification for the type of crane operated, (small hydraulic, large hydraulic, small lattice, and large lattice) and medical evaluations for each operator.

SP1G160




STATE OF NORTH CAROLINA
DEPARTMENT OF TRANSPORTATION

MICHAEL F. EASLEY
GOVERNOR

LYNDO TIPPETT
SECRETARY

March 22, 2005

MEMORANDUM TO: Prospective Bidders

FROM: R. A. Garris, P.E. 
Contract Officer

SUBJECT: Erosion and Sediment Control/ Stormwater Certification Training

As you are aware, the Department is pursuing Erosion and Sediment Control/ Stormwater Certification for DOT, CEI, and Contractor's personnel. The purpose of this memo is to outline the goals for the Department and identify Contractor and CEI personnel impacted. North Carolina State University's Department of Biological and Agricultural Engineering will administer the certification program. The certification includes classroom instruction and satisfactory completion of an examination. Candidates may waive the classroom instruction and attend the examination only.

Three (3) levels of certification are planned:

- Level I will target Installers/Inspectors involved with the installation and inspection of temporary and permanent erosion and sediment control/stormwater bid items. Candidates are: contractor's/subcontractor's foreman on an Erosion Control Installation Crew or Seeding and Mulching Crew; and CEI TT's inspecting erosion control/stormwater bid items. Level I certification training classes will begin in 2006 with a goal of having Level I personnel on projects that have erosion control plans beginning in 2007. **No action may be taken on Level I training until early 2006.**
- Level II will target CEI TT's serving as the chief or lead inspector on a project. Also, Level II will target contractor's/subcontractor's site manager for: grading operations; bridge/culvert operations over rivers/streams; and utility operations involving earth disturbance. One Level II site manager for each crew. Level II certification training classes will be held in March 2005 and again in late 2005 with a goal of having certified contractors/subcontractors and CEI TT's on projects that have erosion control plans beginning in 2006. **Early registration encouraged.**

MAILING ADDRESS:
NC DEPARTMENT OF TRANSPORTATION
CONTRACTS & PROPOSALS
1591 MAIL SERVICE CENTER
RALEIGH NC 27699-1591

TELEPHONE: 919-250-4124
FAX: 919-250-4127

WEBSITE: WWW.DOH.DOT.STATE.NC.US

LOCATION:
CENTURY CENTER COMPLEX
BUILDING B-ENTRANCE B 15
1020 BIRCH RIDGE DRIVE
RALEIGH NC

Prospective Bidders

March 22, 2005

Page 2

- Level III will target contractor's, CEI's, and PEF's who prepare or oversee the preparation of erosion and sediment control and stormwater pollution prevention plans and reclamation plans. The implementation date for Level III has not yet been determined.

To obtain detailed information regarding the certification program, review locations for Level II classes or registration, please visit the certification website at:

www.bae.ncsu.edu/workshops/dot/index.html

Those wishing to sponsor a certification training class and examination with 50 or more candidates can contact NCSU at the above website.

Questions not addressed on the website may be directed to Ted Sherrod of the Roadside Environmental Unit at tsherrod@dot.state.nc.us or by phone at (919) 733-2920.

TMS



STATE OF NORTH CAROLINA
DEPARTMENT OF TRANSPORTATION

MICHAEL F. EASLEY
GOVERNOR

LYNDO TIPPETT
SECRETARY

January 18, 2005

MEMORANDUM TO: All Prequalified Contractors
FROM: R. A. Garris, P.E. *RAGarris*
Contract Officer
RE: OCR Assistance meeting Contract Goals

The North Carolina Department of Transportation implements a Disadvantaged Business Enterprise Program in accordance with U.S. Department of Transportation requirements, and a Minority/Women Business Enterprise Program in accordance with state law. These programs assist disadvantaged, minority, and women-owned business enterprises (D/M/WBE) gain contracting opportunities with NCDOT.

NCDOT's Office of Civil Rights and Business Development (OCR) is charged with administering both the DBE and M/WBE Program, and with assisting NCDOT achieve annual goals for firms certified into the programs. D/M/WBE participation goals are met by the establishment of contract goals on projects let by the Department. Contractors bidding on NCDOT projects are expected to make every reasonable effort in good faith to reach the goals set on each project.

The Office of Civil Rights and Business Development is ready and willing to assist any contractor needing assistance securing D/M/WBE firms to participate as subcontractors on NCDOT projects. Three (3) Business Development Specialists are assigned to assist prime contractors and potential subcontractors connect to achieve contract goals. Contractors are encouraged to contact the Business Development Specialists as part of their good-faith effort to reach the contract goals and to discover potential partners for other projects across the state.

Bennington Corporation formerly provided consulting services to the Office of Civil Rights and assisted with D/M/WBE outreach. This agreement is no longer in affect, therefore, contractors should contact OCR directly for assistance with locating firms to bid as subcontractors. OCR's Business Development Specialists and their respective division responsibilities are listed below:

Specialist Name	Phone Number	Email Address	NCDOT Division
Thomas Burt	(919) 807-0851	Tburt@dot.state.nc.us	1, 2, 3, 4, 6
Lorenzo Jackson	(919) 807-0845	Lzjackson@dot.state.nc.us	5, 7, 11, 13, 14
Nathaniel Sanders, Jr.	(919) 807-0846	Nsanders@dot.state.nc.us	8, 9, 10, 12

If you have any questions about our programs or are not certain which Business Development Specialist to work with, contact Shelton A. Russell at (919) 807-0852 or email sarussell@dot.state.nc.us.

**STATE OF NORTH CAROLINA
DEPARTMENT OF TRANSPORTATION
INVITATION TO BID**

ELECTRONIC BIDS FOR THE CONSTRUCTION OF THE FOLLOWING PROJECTS WILL BE PUBLICLY READ IN ROOM 156-A/B, THE PROJECT SERVICES LARGE CONFERENCE ROOM, LOCATED IN BUILDING B AT 1020 BIRCH RIDGE DRIVE, RALEIGH, N.C. AT **2:00 PM ON NOVEMBER 15, 2005**. NO ELECTRONIC BIDS WILL BE RECEIVED AFTER 2:00 PM.

BIDS SHALL BE SUBMITTED IN ACCORDANCE WITH THE SPECIAL PROVISION TITLED "ON-LINE ELECTRONIC BIDDING" CONTAINED IN EACH PROPOSAL FORM.

1. AN ORIGINAL PROPERLY EXECUTED NON-COLLUSION AFFIDAVIT AND DEBARMENT CERTIFICATION SHALL BE ON FILE IN THE CONTRACT OFFICE FROM EACH PROSPECTIVE BIDDER PRIOR TO SUBMITTING AN ELECTRONIC BID. FORMS ARE AVAILABLE AT
<http://www.doh.dot.state.nc.us/construction/ps/contracts/letting.htm>

2. A BID BOND OR BID DEPOSIT IN THE AMOUNT OF 5% OF THE TOTAL AMOUNT BID WILL BE REQUIRED. THE BIDDER SHALL SUBMIT AN ELECTRONIC BID BOND WITH EACH ELECTRONIC BID SUBMITTAL UNLESS HE ELECTS TO FURNISH A BID DEPOSIT.

3. UPON RECEIPT OF AWARD LETTER, THE SUCCESSFUL BIDDER SHALL FURNISH A PROPERLY EXECUTED EXECUTION OF CONTRACT, NON-COLLUSION AFFIDAVIT AND DEBARMENT CERTIFICATION, AND EXECUTED PAYMENT AND PERFORMANCE BONDS FOR EACH CONTRACT. AFFIDAVIT FORMS AND BOND FORMS ARE AVAILABLE AS PART OF THE CONTRACT EXECUTION FORMS AT THE FOLLOWING WEBSITE
<http://www.doh.dot.state.nc.us/construction/ps/contracts/letting.htm>

THE MINIMUM WAGE FOR LABOR WILL BE SHOWN IN THE PROPOSAL FORM FOR FEDERAL AID PROJECTS.

CONTRACTOR'S LICENSE: A GENERAL CONTRACTOR'S LICENSE IS REQUIRED IN ORDER TO SUBMIT A BID ON ANY NON-FEDERAL AID PROJECT WHERE THE BID IS \$30,000.00 OR MORE, EXCEPT FOR CERTAIN SPECIALTY WORK AS DETERMINED BY THE LICENSING BOARD. FOR ADDITIONAL INFORMATION OR TO MAKE APPLICATION FOR A LICENSE, APPLY TO THE EXECUTIVE SECRETARY OF THE CONTRACTOR LICENSING BOARD, P.O. BOX 17187, RALEIGH, NC 27619, (919-571-4183).

STATE PRIVILEGE LICENSE TAXES: CONTRACTORS WHO BID UPON AND/OR ARE AWARDED NORTH CAROLINA HIGHWAY CONSTRUCTION PROJECTS ARE SUBJECT TO CONTRACTOR BIDDERS AND/OR CONTRACTOR PROJECT PRIVILEGE LICENSE TAXES UNDER G.S. 105-54 OF THE STATE REVENUE LAWS. FOR INFORMATION, WRITE TO THE NORTH CAROLINA DEPARTMENT OF REVENUE, LICENSE AND EXCISE TAX DIVISION, P.O. BOX 25000, RALEIGH, NC 27640, OR CALL 919-733-3673.

PREQUALIFYING TO BID: ALL PROSPECTIVE BIDDERS SHALL BE PREQUALIFIED WITH THE DEPARTMENT OF TRANSPORTATION PRIOR TO SUBMITTING A BID. CONTRACTORS WHO ARE NOT PREQUALIFIED MAY OBTAIN INFORMATION AND FORMS FOR PREQUALIFYING FROM THE MANAGER OF CONSTRUCTION, DIVISION OF HIGHWAYS, DEPARTMENT OF TRANSPORTATION, 1543 MAIL SERVICE CENTER, RALEIGH, N. C., 27699-1543. ALL REQUIRED PREQUALIFICATION STATEMENTS AND DOCUMENTS SHALL BE FILED WITH THE MANAGER OF CONSTRUCTION AT LEAST TWO WEEKS PRIOR TO THE DATE OF OPENING BIDS.

THE DEPARTMENT OF TRANSPORTATION HEREBY NOTIFIES ALL BIDDERS THAT IT WILL AFFIRMATIVELY INSURE THAT IN ANY CONTRACT ENTERED INTO PURSUANT TO THIS INVITATION TO BID, MINORITY BUSINESS ENTERPRISES WILL BE AFFORDED FULL OPPORTUNITY TO SUBMIT BIDS IN RESPONSE TO THIS INVITATION AND WILL NOT BE DISCRIMINATED AGAINST ON THE GROUNDS OF RACE, COLOR, SEX, OR NATIONAL ORIGIN IN COMPENSATION TO THIS AWARD.

PROPOSAL FORMS AT **\$25.00** EACH, PLANS (SMALL SIZE) AT **\$40.00** PER SET, PLANS (LARGE SIZE) AT **\$100.00** PER SET, AND CROSS-SECTIONS AT **\$40.00** PER SET, PLUS SALES TAX FOR N.C. RESIDENTS, MAY BE OBTAINED BY TELEPHONING (919-250-4124), FAXING (919-250-4127), OR WRITING TO : PLANS AND PROPOSALS, PROJECT SERVICES UNIT, DEPARTMENT OF TRANSPORTATION, 1591 MAIL SERVICE CENTER, RALEIGH, N.C., 27699-1591. THESE CHARGES ARE NOT DEPOSITS AND WILL NOT BE REFUNDED. ALL ORDERS FOR PROPOSAL FORMS, PLANS AND CROSS-SECTIONS DELIVERED IN NORTH CAROLINA ARE SUBJECT TO 7% SALES TAX. ORDERS MAILED TO OUT OF STATE CONTRACTORS ARE NOT SUBJECT TO SALES TAX. MAKE ALL CHECKS PAYABLE TO THE "N.C. DEPARTMENT OF TRANSPORTATION".

THE RIGHT IS RESERVED TO REJECT ANY OR ALL BIDS.

**TODAY'S DATE IS OCTOBER 18, 2005.
BY ORDER OF THE DEPARTMENT OF TRANSPORTATION
(THE WORK WILL CONSIST APPROXIMATELY AS SHOWN ON THE FOLLOWING SHEETS)**

REVIEW OF PLANS AND PROPOSALS IN DIVISION OFFICE

IN ORDER TO FACILITATE AND ENCOURAGE THE INVOLVEMENT OF MINORITY BUSINESS ENTERPRISES IN THE HIGHWAY CONSTRUCTION PROCESS, IT IS THE POLICY OF THE DEPARTMENT OF TRANSPORTATION, DIVISION OF HIGHWAYS, THAT A SET OF PLANS AND PROPOSAL FOR EACH PROJECT TO BE LET WILL BE MAINTAINED FOR REVIEW BY ANY CONTRACTOR INTERESTED IN BIDDING UPON OR QUOTING WORK IN AN ADVERTISED PROJECT.

THE PROPOSALS AND PLANS WILL BE AVAILABLE FOR REVIEW BEGINNING TWO WEEKS PRIOR TO THE DATE OF BID OPENING IN THE DIVISION OFFICE WHICH WILL ADMINISTER THE CONTRACT. THE DEPARTMENT WILL, UPON REQUEST, MAKE AVAILABLE FROM ITS STAFF A PERSON TO EXPLAIN THE PROPOSED PROJECT AND TO ANSWER GENERAL QUESTIONS RELATING TO THE PROJECT. THE PLANS AND PROPOSALS CAN BE REVIEWED ANY TIME MONDAY THRU FRIDAY, EXCLUDING HOLIDAYS, BETWEEN THE HOURS OF 8:00 A.M. AND 4:30 P.M. IN THE DIVISION OFFICE. IN ORDER TO HAVE A MEMBER OF THE STAFF EXPLAIN THE PROJECT AND/OR ANSWER GENERAL QUESTIONS PERTAINING TO THE PROJECT, PRIOR APPOINTMENTS MUST BE MADE BY CALLING THE APPROPRIATE DIVISION OFFICE.

FOLLOWING ARE THE LOCATIONS AND TELEPHONE NUMBERS OF THE OFFICES IN WHICH THE PLANS AND PROPOSALS WILL BE MADE AVAILABLE, REFERENCE SHOULD BE MADE TO THE SHEETS CONTAINING THE INDIVIDUAL PROJECT QUANTITIES TO DETERMINE WHICH DIVISION OFFICE WILL ADMINISTER THE CONTRACT.

<u>DIV NO.</u>	<u>DIVISION ENGINEER</u>	<u>LOCATION</u>	<u>TOWN</u>	<u>TELEPHONE</u>
00001	Anthony W Roper, PE	113 AIRPORT DRIVE, SUITE 100	EDENTON	(252) 482-7977
00002	Cornelius E Lassiter, Jr., PE	PO BOX 1587	GREENVILLE	(252) 830-3490
00003	H. Allen Pope, PE	124 DIVISION DRIVE	WILMINGTON	(910) 251-5724
00004	Richard E Greene, Jr., PE	PO BOX 3165	WILSON	(252) 237-6164
00005	Jonathan G Nance, PE	2612 NORTH DUKE STREET	DURHAM	(919) 560-6851
00006	Terry R Gibson, PE	PO BOX 1150	FAYETTEVILLE	(910) 486-1493
00007	James M Mills, PE	PO BOX 14996	GREENSBORO	(336) 334-3192
00008	Tim Johnson, PE	PO BOX 1067	ABERDEEN	(910) 944-2344
00009	S. Pat Ivey, PE	375 SILAS CREEK PARKWAY	WINSTON-SALEM	(336) 703-6500
00010	Benton G Payne, PE	716 WEST MAIN STREET	ALBEMARLE	(704) 982-0101
00011	Michael A Pettyjohn, PE	PO BOX 250	NORTH WILKESBORO	(336) 667-9111
00012	Michael L Holder, PE	PO BOX 47	SHELBY	(704) 480-5400
00013	Jay J Swain, PE	PO BOX 3279	ASHEVILLE	(828) 251-6171
00014	Joel B Setzer, PE	253 WEBSTER ROAD	SYLVA	(828) 586-2141

SUMMARY OF PROPOSALS

Bid Letting Number L051115

RPN	Contract Id	WBS	County	Length	JobType
002	C201364	33321.3.1	NASH	0.208 MI	GRADING, DRAINAGE, PAVING & STRUCTURE.
003	C201291	33406.3.1	BURKE	0.131 MI	GRADING, DRAINAGE, PAVING, & CULVERT.
004	C201366	33410.3.1	BURKE	0.334 MI	GRADING, DRAINAGE, PAVING, & STRUCTURE.
005	C201298	36664.3.1	HAYWOOD	0.483 MI	SLIDE REPAIR.

Bid Letting Number L051220

RPN	Contract Id	WBS	County	Length	JobType
* 001	C201511	15B.13.1	BRUNSWICK, NEW HANOVER	0.000 MI	REPLACEMENT OF BRIDGE CONTROL SYSTEM

001 C201511 15B.13.1 BRUNSWICK, NEW HANOVER
IS AN 8 WEEK ADVERTISEMENT TO BE LET ON DECEMBER 20, 2005

* MANDATORY PRE-BID CONFERENCE - WEDNESDAY, NOVEMBER 9, 2005 AT 10:00AM, DIVISION 3 OFFICE CONFERENCE ROOM, 124 DIVISION DRIVE, WILMINGTON, NC PHONE 910-251-5724

FEDERAL AID PROPOSAL, CONTRACTOR LICENSE NOT REQUIRED TO BID

L051115 002

CONTRACT ID : C201364 33321.3.1

DIV OFFICE WILSON

LENGTH = 0.208 MI

COUNTY : NASH

GRADING, DRAINAGE, PAVING & STRUCTURE.

DBE GOAL 8.0% COMPLETION DATE : APR 15 2007

BRIDGE OVER TURKEY CREEK AND APPROACHES ON SR-1101.

ROADWAY ITEMS		
Lump Sum	LS	MOBILIZATION
Lump Sum	LS	REINFORCED BRIDGE APPROACH FILL, STATION ***** (25+80.65)
1	ACR	SUPPLEMENTARY CLEARING & GRUB-BING
400	CY	UNDERCUT EXCAVATION
Lump Sum	LS	GRADING
100	TON	CLASS IV SUBGRADE STABILIZATION
8,850	CY	BORROW EXCAVATION
350	CY	DRAINAGE DITCH EXCAVATION
400	CY	SELECT GRANULAR MATERIAL
200	SY	FABRIC FOR SOIL STABILIZATION
10	TON	FOUNDATION CONDITIONING MATERIAL, MINOR STRS
88	LF	15" BIT COAT CS PIPE CULVERTS, TYPE B 0.064" THICK
4	EA	15" BIT COAT CS PIPE ELBOWS, TYPE B 0.064" THICK
100	TON	INCIDENTAL STONE BASE
440	TON	ASPHALT CONC BASE COURSE, TYPE B25.0B
350	TON	ASPHALT CONC SURFACE COURSE, TYPE SF9.5A
42	TON	ASPHALT BINDER FOR PLANT MIX, GRADE PG 64-22
4	EA	RIGHT OF WAY MARKERS
112	CY	SUBDRAIN EXCAVATION
84	CY	SUBDRAIN FINE AGGREGATE
500	LF	6" PERFORATED SUBDRAIN PIPE
15	EA	6" SUBDRAIN PIPE WYES, TEES, & ELBOWS
1	EA	CONCRETE PAD FOR SUBDRAIN PIPE OUTLET
6	LF	6" OUTLET PIPE (SUBDRAINS)
2	EA	MASONRY DRAINAGE STRUCTURES
2	EA	FRAME WITH TWO GRATES, STD 840.29
265	LF	SHOULDER BERM GUTTER
625	LF	STEEL BM GUARDRAIL
5	EA	ADDITIONAL GUARDRAIL POSTS
4	EA	GUARDRAIL ANCHOR UNITS, TYPE III
4	EA	GUARDRAIL ANCHOR UNITS, TYPE 350
15	TON	PLAIN RIP RAP, CLASS B
715	SY	FILTER FABRIC FOR DRAINAGE
1	EA	PREFORMED SCOUR HOLES WITH LEVEL SPREADER APRON
349	SF	WORK ZONE SIGNS (STATIONARY)
69	SF	WORK ZONE SIGNS (BARRICADE MOUNTED)
2	EA	WARNING FLAG SETS
96	LF	BARRICADES (TYPE III)
8,800	LF	PAINT PAVEMENT MARKING LINES (4")
30	EA	PERMANENT RAISED PAVEMENT MARKERS
1,500	LF	TEMPORARY SILT FENCE
150	TON	STONE FOR EROSION CONTROL, CLASS A
180	TON	STONE FOR EROSION CONTROL, CLASS B
240	TON	SEDIMENT CONTROL STONE
3	ACR	TEMPORARY MULCHING
100	LB	SEED FOR TEMPORARY SEEDING
0.5	TON	FERTILIZER FOR TEMPORARY SEEDING
70	LF	TEMPORARY SLOPE DRAINS
2	EA	INLET PROTECTION AT TEMPORARY SLOPE DRAINS
200	LF	SAFETY FENCE
760	CY	SILT EXCAVATION
210	SY	MATTING FOR EROSION CONTROL

1,250	SY	PERMANENT SOIL REINFORCEMENT MAT
40	LF	1/4" HARDWARE CLOTH
60	SY	FLOATING TURBIDITY CURTAIN
8	EA	SPECIAL STILLING BASINS
3.5	ACR	SEEDING & MULCHING
2	ACR	MOWING
50	LB	SEED FOR REPAIR SEEDING
0.25	TON	FERTILIZER FOR REPAIR SEEDING
75	LB	SEED FOR SUPPLEMENTAL SEEDING
2.5	TON	FERTILIZER TOPDRESSING
2.5	HR	SPECIALIZED HAND MOWING
8	EA	RESPONSE FOR EROSION CONTROL
0.25	ACR	REFORESTATION

STRUCTURE ITEMS

Lump Sum	LS	CONSTRUCTION, MAINTENANCE, & REMOVAL OF TEMP ACCESS AT STA ***** (25+80.65 -L-)
Lump Sum	LS	REMOVAL OF EXISTING STRUCTURE AT STATION ***** (25+80.65 -L-)
77.8	LF	3'-6" DIA DRILLED PIERS IN SOIL
31	LF	3'-6" DIA DRILLED PIERS NOT IN SOIL
48.8	LF	PERMANENT STEEL CASING FOR 3'-6" DIA DRILLED PIER
2	EA	SID INSPECTION
2	EA	CROSSHOLE SONIC LOGGING
475.2	LF	CSL TUBES
1,510	CY	UNCLASSIFIED STRUCTURE EXCAVATION
5,560	SF	REINFORCED CONCRETE DECK SLAB
5,134	SF	GROOVING BRIDGE FLOORS
74.5	CY	CLASS A CONCRETE (BRIDGE)
Lump Sum	LS	BRIDGE APPROACH SLABS, STATION ***** (25+80.65 -L-)
20,872	LB	REINFORCING STEEL (BRIDGE)
2,947	LB	SPIRAL COLUMN REINFORCING STEEL (BRIDGE)
702	LF	36" PRESTRESSED CONCRETE GIR-DERS
260	LF	HP12X53 STEEL PILES
355.83	LF	CONCRETE BARRIER RAIL
691	TON	PLAIN RIP RAP CLASS II (2'-0" THICK)
768	SY	FILTER FABRIC FOR DRAINAGE
Lump Sum	LS	ELASTOMERIC BEARINGS
Lump Sum	LS	EVAZOTE JOINT SEALS

FEDERAL AID PROPOSAL, CONTRACTOR LICENSE NOT REQUIRED TO BID

L051115 003

CONTRACT ID : C201291 33406.3.1

DIV OFFICE ASHEVILLE

LENGTH = 0.131 MI

COUNTY : BURKE

GRADING, DRAINAGE, PAVING, & CULVERT.

DBE GOAL 6.0% COMPLETION DATE : SEE SPECIAL PROVISIONS

BRIDGE #251 OVER A CREEK AND APPROACHES ON SR-1128.

ROADWAY ITEMS

Lump Sum	LS	MOBILIZATION
Lump Sum	LS	GRADING
1	ACR	SUPPLEMENTARY CLEARING & GRUB-BING
100	CY	UNDERCUT EXCAVATION
500	TON	CLASS IV SUBGRADE STABILIZATION
85	CY	DRAINAGE DITCH EXCAVATION
500	CY	SELECT GRANULAR MATERIAL
500	SY	FABRIC FOR SOIL STABILIZATION
3	TON	FOUNDATION CONDITIONING MATERIAL, MINOR STRS
24	LF	15" SIDE DRAIN PIPE
20	LF	PIPE REMOVAL
50	TON	INCIDENTAL STONE BASE
380	TON	ASPHALT CONC BASE COURSE, TYPE B25.0B
240	TON	ASPHALT CONC SURFACE COURSE, TYPE SF9.5A
32	TON	ASPHALT BINDER FOR PLANT MIX, GRADE PG 64-22
13	EA	RIGHT OF WAY MARKERS
225	CY	SUBDRAIN EXCAVATION
170	CY	SUBDRAIN FINE AGGREGATE
1,000	LF	6" PERFORATED SUBDRAIN PIPE
10	EA	6" SUBDRAIN PIPE WYES, TEES, & ELBOWS
2	EA	CONCRETE PAD FOR SUBDRAIN PIPE OUTLET
12	LF	6" OUTLET PIPE (SUBDRAINS)
350	LF	STEEL BM GUARDRAIL
5	EA	ADDITIONAL GUARDRAIL POSTS
4	EA	GUARDRAIL ANCHOR UNITS, TYPE 350
300	LF	GENERIC FENCING ITEM THREE STRAND FENCE RESET
25	TON	PLAIN RIP RAP, CLASS II
6	TON	PLAIN RIP RAP, CLASS B
775	SY	FILTER FABRIC FOR DRAINAGE
203	SF	WORK ZONE SIGNS (STATIONARY)
42	SF	WORK ZONE SIGNS (PORTABLE)
77	SF	WORK ZONE SIGNS (BARRICADE MOUNTED)
20	EA	CONES
96	LF	BARRICADES (TYPE III)
5,600	LF	PAINT PAVEMENT MARKING LINES (4")
30	TON	FOUNDATION CONDITIONING MATERIAL, UTILITIES CLASS ***** (VI)
30	TON	BEDDING MATERIAL, UTILITIES CLASS ***** (VI)
200	LF	8" DI WATER PIPE, PC 350
550	LB	DUCTILE IRON WATER PIPE FITTINGS, 250# MIN WP
80	LF	GENERIC UTILITY ITEM 8" DI RIVER CROSSING WATER PIPE, PC 350
370	LF	TEMPORARY SILT FENCE
150	TON	STONE FOR EROSION CONTROL, CLASS A
110	TON	STONE FOR EROSION CONTROL, CLASS B
165	TON	SEDIMENT CONTROL STONE
2	ACR	TEMPORARY MULCHING
100	LB	SEED FOR TEMPORARY SEEDING
0.5	TON	FERTILIZER FOR TEMPORARY SEEDING
250	LF	SAFETY FENCE
330	CY	SILT EXCAVATION
2,000	SY	MATting FOR EROSION CONTROL
6	EA	SPECIAL STILLING BASINS
2	ACR	SEEDING & MULCHING
1.5	ACR	MOWING

50	LB	SEED FOR REPAIR SEEDING
0.25	TON	FERTILIZER FOR REPAIR SEEDING
50	LB	SEED FOR SUPPLEMENTAL SEEDING
1.5	TON	FERTILIZER TOPDRESSING
70	LF	IMPERVIOUS DIKE
1.5	HR	SPECIALIZED HAND MOWING
8	EA	RESPONSE FOR EROSION CONTROL
64	CY	CULVERT DIVERSION CHANNEL

CULVERT ITEMS

Lump Sum	LS	REMOVAL OF EXISTING STRUCTURE AT STATION ***** (11+61.50 -L-)
Lump Sum	LS	CULVERT EXCAVATION, STA ***** (11+61.50 -L-)
105	TON	FOUNDATION CONDITIONING MATERIAL, BOX CULVERT
166.3	CY	CLASS A CONCRETE (CULVERT)
30,119	LB	REINFORCING STEEL (CULVERT)

FEDERAL AID PROPOSAL, CONTRACTOR LICENSE NOT REQUIRED TO BID

L051115 004

CONTRACT ID : C201366 33410.3.1

DIV OFFICE ASHEVILLE

LENGTH = 0.334 MI

COUNTY : BURKE

GRADING, DRAINAGE, PAVING, & STRUCTURE.

DBE GOAL 8.0% COMPLETION DATE : DEC 31 2007

BRIDGE OVER SMOKEY CREEK AND APPROACHES ON SR-1515.

ROADWAY ITEMS

Lump Sum	LS	MOBILIZATION
15,300	CY	UNCLASSIFIED EXCAVATION
Lump Sum	LS	REINFORCED BRIDGE APPROACH FILL, STATION ***** (17+05.00)
1	ACR	SUPPLEMENTARY CLEARING & GRUBBING
2,500	CY	UNDERCUT EXCAVATION
Lump Sum	LS	GRADING
3,000	TON	CLASS IV SUBGRADE STABILIZATION
1,475	CY	DRAINAGE DITCH EXCAVATION
625	LF	BERM DITCH CONSTRUCTION
2,500	CY	SELECT GRANULAR MATERIAL
2,500	SY	FABRIC FOR SOIL STABILIZATION
28	TON	FOUNDATION CONDITIONING MATERIAL, MINOR STRS
88	LF	15" RC PIPE CULVERTS, CLASS III
68	LF	18" RC PIPE CULVERTS, CLASS III
108	LF	15" BIT COAT CS PIPE CULVERTS, TYPE B 0.064" THICK
56	LF	24" BIT COAT CS PIPE CULVERTS, TYPE B 0.064" THICK
6	EA	15" BIT COAT CS PIPE ELBOWS, TYPE B 0.064" THICK
2	EA	24" BIT COAT CS PIPE ELBOWS, TYPE B 0.064" THICK
40	TON	INCIDENTAL STONE BASE
850	TON	ASPHALT CONC BASE COURSE, TYPE B25.0B
743	TON	ASPHALT CONC SURFACE COURSE, TYPE SF9.5A
86	TON	ASPHALT BINDER FOR PLANT MIX, GRADE PG 64-22
17	EA	RIGHT OF WAY MARKERS
112	CY	SUBDRAIN EXCAVATION
84	CY	SUBDRAIN FINE AGGREGATE
500	LF	4" PERFORATED SUBDRAIN PIPE
15	EA	4" SUBDRAIN PIPE WYES, TEES, & ELBOWS
1	EA	CONCRETE PAD FOR SUBDRAIN PIPE OUTLET
6	LF	4" OUTLET PIPE (SUBDRAINS)
6	EA	MASONRY DRAINAGE STRUCTURES
3	EA	FRAME WITH TWO GRATES, STD 840.24
3	EA	FRAME WITH TWO GRATES, STD 840.29
500	LF	SHOULDER BERM GUTTER
11	SY	4" CONCRETE PAVED DITCH
750	LF	STEEL BM GUARDRAIL
5	EA	ADDITIONAL GUARDRAIL POSTS
4	EA	GUARDRAIL ANCHOR UNITS, TYPE III
4	EA	GUARDRAIL ANCHOR UNITS, TYPE 350
500	TON	PLAIN RIP RAP, CLASS I
60	TON	PLAIN RIP RAP, CLASS II
6	TON	PLAIN RIP RAP, CLASS B
773	SY	FILTER FABRIC FOR DRAINAGE
84	SF	WORK ZONE SIGNS (STATIONARY)
96	SF	WORK ZONE SIGNS (PORTABLE)
32	SF	WORK ZONE SIGNS (BARRICADE MOUNTED)
20	EA	DRUMS
20	EA	CONES
48	LF	BARRICADES (TYPE III)
320	HR	FLAGGER
16,496	LF	PAINT PAVEMENT MARKING LINES (4")
605	LF	TEMPORARY SILT FENCE
75	TON	STONE FOR EROSION CONTROL, CLASS A

405	TON	STONE FOR EROSION CONTROL, CLASS B
195	TON	SEDIMENT CONTROL STONE
4	ACR	TEMPORARY MULCHING
150	LB	SEED FOR TEMPORARY SEEDING
0.75	TON	FERTILIZER FOR TEMPORARY SEEDING
160	LF	TEMPORARY SLOPE DRAINS
4	EA	INLET PROTECTION AT TEMPORARY SLOPE DRAINS
550	LF	SAFETY FENCE
550	CY	SILT EXCAVATION
335	SY	MATTING FOR EROSION CONTROL
945	SY	PERMANENT SOIL REINFORCEMENT MAT
100	LF	1/4" HARDWARE CLOTH
4	EA	SPECIAL STILLING BASINS
4.5	ACR	SEEDING & MULCHING
2.5	ACR	MOWING
50	LB	SEED FOR REPAIR SEEDING
0.25	TON	FERTILIZER FOR REPAIR SEEDING
100	LB	SEED FOR SUPPLEMENTAL SEEDING
3.25	TON	FERTILIZER TOPDRESSING
2.5	HR	SPECIALIZED HAND MOWING
8	EA	RESPONSE FOR EROSION CONTROL
0.62	ACR	REFORESTATION

STRUCTURE ITEMS

Lump Sum	LS	CONSTRUCTION, MAINTENANCE, & REMOVAL OF TEMP ACCESS AT STATION ***** (17+05.00 -L-)
Lump Sum	LS	REMOVAL OF EXISTING STRUCTURE AT STATION ***** (17+05.00-L-)
36	LF	3'-6" DIA DRILLED PIERS IN SOIL
20	LF	3'-6" DIA DRILLED PIERS NOT IN SOIL
1	EA	SID INSPECTION
2	EA	CROSSHOLE SONIC LOGGING
264	LF	CSL TUBES
6,449.5	SF	REINFORCED CONCRETE DECK SLAB
6,120	SF	GROOVING BRIDGE FLOORS
105.4	CY	CLASS A CONCRETE (BRIDGE)
Lump Sum	LS	BRIDGE APPROACH SLABS, STATION ***** (17+05.00-L-)
22,110	LB	REINFORCING STEEL (BRIDGE)
2,826	LB	SPIRAL COLUMN REINFORCING STEEL (BRIDGE)
702.33	LF	54" PRESTRESSED CONCRETE GIRDER
450	LF	HP12X53 STEEL PILES
355.83	LF	CONCRETE BARRIER RAIL
944	TON	PLAIN RIP RAP CLASS II (2'-0" THICK)
1,050	SY	FILTER FABRIC FOR DRAINAGE
Lump Sum	LS	ELASTOMERIC BEARINGS
Lump Sum	LS	EVAZOTE JOINT SEALS

FEDERAL AID PROPOSAL, CONTRACTOR LICENSE NOT REQUIRED TO BID

L051115 005

CONTRACT ID : C201298 36664.3.1

DIV OFFICE SYLVA

LENGTH = 0.483 MI

COUNTY : HAYWOOD

SLIDE REPAIR.

DBE GOAL 5.0% COMPLETION DATE : DEC 31 2007

US-74 & 23 AT BALSAM GAP NEAR JACKSON COUNTY LINE & THE BY-PASS IN WAYNESVILLE EAST OF SR-1177.

ROADWAY ITEMS					
			1,210	LF	GENERIC TRAFFIC CONTROL ITEM PORTABLE CONC BARRIER (DEPT FURNISHED)
			1,330	LF	TEMPORARY SILT FENCE
Lump Sum	LS	MOBILIZATION	75	TON	STONE FOR EROSION CONTROL, CLASS A
Lump Sum	LS	CLEARING & GRUBBING .. ACRE(S)	900	TON	STONE FOR EROSION CONTROL, CLASS B
1	ACR	SUPPLEMENTARY CLEARING & GRUBBING	435	TON	SEDIMENT CONTROL STONE
180,500	CY	UNCLASSIFIED EXCAVATION	10.5	ACR	TEMPORARY MULCHING
500	CY	UNDERCUT EXCAVATION	350	LB	SEED FOR TEMPORARY SEEDING
57,200	CY	BORROW EXCAVATION	1.5	TON	FERTILIZER FOR TEMPORARY SEEDING
60	CY	DRAINAGE DITCH EXCAVATION	170	LF	TEMPORARY SLOPE DRAINS
220	TON	FOUNDATION CONDITIONING MATERIAL, MINOR STRS	3	EA	INLET PROTECTION AT TEMPORARY SLOPE DRAINS
440	LF	15" RC PIPE CULVERTS, CLASS III	35	LF	SAFETY FENCE
420	LF	18" RC PIPE CULVERTS, CLASS III	4,385	CY	SILT EXCAVATION
240	LF	24" RC PIPE CULVERTS, CLASS III	29,180	SY	MATTING FOR EROSION CONTROL
680	LF	30" RC PIPE CULVERTS, CLASS III	320	LF	1/4" HARDWARE CLOTH
120	LF	15" BIT COAT CS PIPE CULVERTS, TYPE B 0.064" THICK	22.5	ACR	SEEDING & MULCHING
40	LF	18" BIT COAT CS PIPE CULVERTS, TYPE B 0.064" THICK	6	ACR	MOWING
5	EA	15" BIT COAT CS PIPE ELBOWS, TYPE B 0.064" THICK	100	LB	SEED FOR REPAIR SEEDING
38	LF	PIPE REMOVAL	0.25	TON	FERTILIZER FOR REPAIR SEEDING
425	TON	ASPHALT PLANT MIX, PAVEMENT REPAIR	250	LB	SEED FOR SUPPLEMENTAL SEEDING
56	CY	SUBDRAIN EXCAVATION	17	TON	FERTILIZER TOPDRESSING
42	CY	SUBDRAIN FINE AGGREGATE	0.05	ACR	SPECIALIZED SEEDING UNDER GUIDERAIL & GUARDRAIL (HARD FESCUE/BUEGRASS)
250	LF	6" PERFORATED SUBDRAIN PIPE	1	HR	SPECIALIZED HAND MOWING
9	EA	6" SUBDRAIN PIPE WYES, TEES, & ELBOWS	8	EA	RESPONSE FOR EROSION CONTROL
1	EA	CONCRETE PAD FOR SUBDRAIN PIPE OUTLET	6	ACR	REFORESTATION
6	LF	6" OUTLET PIPE (SUBDRAINS)	Lump Sum	LS	MSE RETAINING WALL, STA ***** (38+00.00)
35	CY	FLOWABLE FILL			
16	EA	MASONRY DRAINAGE STRUCTURES			
6.01	LF	MASONRY DRAINAGE STRUCTURES			
3	EA	FRAME WITH TWO GRATES, STD 840.16			
3	EA	FRAME WITH TWO GRATES, STD 840.20			
10	EA	FRAME WITH TWO GRATES, STD 840.22			
11	SY	4" CONCRETE PAVED DITCH			
390	LF	PRECAST REINFORCED CONCRETE BARRIER, SINGLE FACED			
250	LF	STEEL BM GUARDRAIL			
5	EA	ADDITIONAL GUARDRAIL POSTS			
1	EA	GUARDRAIL ANCHOR UNITS, TYPE 350			
1	EA	GUARDRAIL ANCHOR UNITS, TYPE B-77			
1,200	LF	WOVEN WIRE FENCE, 47" FABRIC			
75	EA	4" TIMBER FENCE POSTS, 7'-6" LONG			
25	EA	5" TIMBER FENCE POSTS, 8'-0" LONG			
150	TON	PLAIN RIP RAP, CLASS I			
350	SY	FILTER FABRIC FOR DRAINAGE			
12,500	SF	GENERIC WALL ITEM TEMPORARY SOIL NAIL WALL			
530	SF	WORK ZONE SIGNS (STATIONARY)			
128	SF	WORK ZONE SIGNS (PORTABLE)			
2	EA	FLASHING ARROW PANELS, TYPE C			
2	EA	CHANGEABLE MESSAGE SIGN			
2	EA	WARNING FLAG SETS			
159	EA	DRUMS			
40	MD	FLAGGER			
2	EA	TEMPORARY CRASH CUSHIONS			
2	EA	TRUCK MOUNTED IMPACT ATTENUATOR (60 MPH)			
980	LF	RESET PORTABLE CONCRETE BARRIER			

STATE FUNDED PROPOSAL, CONTRACTOR LICENSE REQUIRED TO BID

L051220 001

CONTRACT ID : C201511 15B.13.1

DIV OFFICE WILMINGTON

LENGTH = 0.000 MI

COUNTY : BRUNSWICK, NEW HANOVER

REPLACEMENT OF BRIDGE CONTROL SYSTEM

MBE GOAL 0.0% WBE 0.0% COMPLETION DATE : AUG 15 2007

CAPE FEAR MEMORIAL LIFT BRIDGE OVER THE CAPE FEAR RIVER.

ROADWAY ITEMS

Lump Sum	LS	MOBILIZATION
461	SF	WORK ZONE SIGNS (STATIONARY)
912	SF	WORK ZONE SIGNS (PORTABLE)
26	SF	WORK ZONE SIGNS (BARRICADE MOUNTED)
2	EA	FLASHING ARROW PANELS, TYPE C
4	EA	CHANGEABLE MESSAGE SIGN
200	EA	DRUMS
100	EA	CONES
72	LF	BARRICADES (TYPE III)
2	EA	TRUCK MOUNTED IMPACT ATTENUATOR (60 MPH)
Lump Sum	LS	GENERIC STRUCTURE ITEM AUXILIARY SPAN DRIVE & MECHANICAL HEIGHT INDICATOR
Lump Sum	LS	GENERIC STRUCTURE ITEM BRIDGE OPERATING & CONTROL SYSTEM
Lump Sum	LS	GENERIC STRUCTURE ITEM CONDUIT & WIRING SYSTEM
Lump Sum	LS	GENERIC STRUCTURE ITEM CONTROL & HANDLING OF ASBESTOS & LEAD MATERIALS
Lump Sum	LS	GENERIC STRUCTURE ITEM LIFT SPAN BALANCING
Lump Sum	LS	GENERIC STRUCTURE ITEM SPAN BALANCE TESTING
23,000	LB	GENERIC STRUCTURE ITEM REMOVAL OF CONCRETE BALANCE BLOCKS
40,000	LB	GENERIC STRUCTURE ITEM STEEL BALANCE WEIGHTS
2	EA	GENERIC STRUCTURE ITEM TRAFFIC BARRIER GATES