

STATE OF NORTH CAROLINA  
DEPARTMENT OF TRANSPORTATION  
RALEIGH, N.C.

C203453

CONTRACT AND  
CONTRACT BONDS

FOR CONTRACT NO. C203453

WBS 47051.3.3 IMPP-085-4(122)

T.I.P NO. I-5205B

COUNTY OF GRANVILLE  
THIS IS THE STRUCTURE CONTRACT  
ROUTE NUMBER LENGTH 0.170 MILES  
LOCATION BRIDGES #51, 52, 55, 56, 60, AND 61.

CONTRACTOR AMERICAN CONTRACTING & SERVICES INC  
ADDRESS : 6200 EAST HWY 62  
BUILDING 2503  
JEFFERSONVILLE, IN 47130

BIDS OPENED FEBRUARY 18, 2014  
CONTRACT EXECUTION MAR 17 2014

STATE OF NORTH CAROLINA  
DEPARTMENT OF TRANSPORTATION  
RALEIGH, N.C.

PROPOSAL

DATE AND TIME OF BID OPENING: **FEBRUARY 18, 2014 AT 2:00 PM**

CONTRACT ID C203453  
WBS 47051.3.3

FEDERAL-AID NO. IMPP-085-4(122)  
COUNTY GRANVILLE  
T.I.P. NO. I-5205B  
MILES 0.170  
ROUTE NO.  
LOCATION BRIDGES #51, 52, 55, 56, 60, AND 61.

TYPE OF WORK BRIDGE REHABILITATION.

**NOTICE:**

ALL BIDDERS SHALL COMPLY WITH ALL APPLICABLE LAWS REGULATING THE PRACTICE OF GENERAL CONTRACTING AS CONTAINED IN CHAPTER 87 OF THE GENERAL STATUTES OF NORTH CAROLINA WHICH REQUIRES THE BIDDER TO BE LICENSED BY THE N.C. LICENSING BOARD FOR CONTRACTORS WHEN BIDDING ON ANY NON-FEDERAL AID PROJECT WHERE THE BID IS \$30,000 OR MORE, EXCEPT FOR CERTAIN SPECIALTY WORK AS DETERMINED BY THE LICENSING BOARD. BIDDERS SHALL ALSO COMPLY WITH ALL OTHER APPLICABLE LAWS REGULATING THE PRACTICES OF ELECTRICAL, PLUMBING, HEATING AND AIR CONDITIONING AND REFRIGERATION CONTRACTING AS CONTAINED IN CHAPTER 87 OF THE GENERAL STATUTES OF NORTH CAROLINA. NOTWITHSTANDING THESE LIMITATIONS ON BIDDING, THE BIDDER WHO IS AWARDED ANY FEDERAL - AID FUNDED PROJECT SHALL COMPLY WITH CHAPTER 87 OF THE GENERAL STATUTES OF NORTH CAROLINA FOR LICENSING REQUIREMENTS WITHIN 60 CALENDAR DAYS OF BID OPENING.

**BIDS WILL BE RECEIVED AS SHOWN BELOW:**

**THIS IS A STRUCTURE PROPOSAL**

**5% BID BOND OR BID DEPOSIT REQUIRED**

**PROPOSAL FOR THE CONSTRUCTION OF  
CONTRACT No. C203453 IN GRANVILLE COUNTY, NORTH CAROLINA**

Date \_\_\_\_\_ 20\_\_\_\_

**DEPARTMENT OF TRANSPORTATION,  
RALEIGH, NORTH CAROLINA**

The Bidder has carefully examined the location of the proposed work to be known as Contract No. **C203453**; has carefully examined the plans and specifications, which are acknowledged to be part of the proposal, the special provisions, the proposal, the form of contract, and the forms of contract payment bond and contract performance bond; and thoroughly understands the stipulations, requirements and provisions. The undersigned bidder agrees to bound upon his execution of the bid and subsequent award to him by the Board of Transportation in accordance with this proposal to provide the necessary contract payment bond and contract performance bond within fourteen days after the written notice of award is received by him. The undersigned Bidder further agrees to provide all necessary machinery, tools, labor, and other means of construction; and to do all the work and to furnish all materials, except as otherwise noted, necessary to perform and complete the said contract in accordance with *the 2012 Standard Specifications for Roads and Structures* by the dates(s) specified in the Project Special Provisions and in accordance with the requirements of the Engineer, and at the unit or lump sum prices, as the case may be, for the various items given on the sheets contained herein.

The Bidder shall provide and furnish all the materials, machinery, implements, appliances and tools, and perform the work and required labor to construct and complete State Highway Contract No. **C203453** in **Granville County**, for the unit or lump sum prices, as the case may be, bid by the Bidder in his bid and according to the proposal, plans, and specifications prepared by said Department, which proposal, plans, and specifications show the details covering this project, and hereby become a part of this contract.


The published volume entitled *North Carolina Department of Transportation, Raleigh, Standard Specifications for Roads and Structures, January 2012* with all amendments and supplements thereto, is by reference incorporated into and made a part of this contract; that, except as herein modified, all the construction and work included in this contract is to be done in accordance with the specifications contained in said volume, and amendments and supplements thereto, under the direction of the Engineer.

If the proposal is accepted and the award is made, the contract is valid only when signed either by the Contract Officer or such other person as may be designated by the Secretary to sign for the Department of Transportation. The conditions and provisions herein cannot be changed except over the signature of the said Contract Officer.

The quantities shown in the itemized proposal for the project are considered to be approximate only and are given as the basis for comparison of bids. The Department of Transportation may increase or decrease the quantity of any item or portion of the work as may be deemed necessary or expedient.

An increase or decrease in the quantity of an item will not be regarded as sufficient ground for an increase or decrease in the unit prices, nor in the time allowed for the completion of the work, except as provided for the contract.

Accompanying this bid is a bid bond secured by a corporate surety, or certified check payable to the order of the Department of Transportation, for five percent of the total bid price, which deposit is to be forfeited as liquidated damages in case this bid is accepted and the Bidder shall fail to provide the required payment and performance bonds with the Department of Transportation, under the condition of this proposal, within 14 calendar days after the written notice of award is received by him, as provided in the *Standard Specifications*; otherwise said deposit will be returned to the Bidder.



State Contract Officer

**TABLE OF CONTENTS**

**COVER SHEET  
PROPOSAL SHEET**

**PROJECT SPECIAL PROVISIONS**

CONTRACT TIME AND LIQUIDATED DAMAGES: ..... 1  
INTERMEDIATE CONTRACT TIME NUMBER 1 AND LIQUIDATED DAMAGES: ..... 1  
MAJOR CONTRACT ITEMS: ..... 2  
SPECIALTY ITEMS:..... 2  
FUEL PRICE ADJUSTMENT:..... 2  
SCHEDULE OF ESTIMATED COMPLETION PROGRESS:..... 3  
DISADVANTAGED BUSINESS ENTERPRISE: ..... 3  
CERTIFICATION FOR FEDERAL-AID CONTRACTS: ..... 16  
U.S. DEPARTMENT OF TRANSPORTATION HOTLINE: ..... 16  
SUBSURFACE INFORMATION:..... 17  
LOCATING EXISTING UNDERGROUND UTILITIES:..... 17  
RESOURCE CONSERVATION: ..... 17  
DOMESTIC STEEL: ..... 17  
TWELVE MONTH GUARANTEE:..... 18  
GIFTS FROM VENDORS AND CONTRACTORS: ..... 18  
EMPLOYMENT:..... 19  
STATE HIGHWAY ADMINISTRATOR TITLE CHANGE:..... 19  
ROADWAY ..... 20  
AVAILABILITY OF FUNDS – TERMINATION OF CONTRACTS ..... 1  
NCDOT GENERAL SEED SPECIFICATION FOR SEED QUALITY ..... 2  
ERRATA..... 5  
PLANT AND PEST QUARANTINES ..... 7  
AWARD OF CONTRACT..... 8  
MINORITY AND FEMALE EMPLOYMENT REQUIREMENTS ..... 9  
REQUIRED CONTRACT PROVISIONS FEDERAL - AID CONSTRUCTION CONTRACTS  
..... 12  
ON-THE-JOB TRAINING..... 21  
MINIMUM WAGES ..... 24

**PROPOSAL ITEM SHEET**

ITEM SHEET(S) (TAN SHEETS)

**PROJECT SPECIAL PROVISIONS****GENERAL****CONTRACT TIME AND LIQUIDATED DAMAGES:**

(7-1-95) (Rev. 12-18-07)

108

SPI G10 A

The date of availability for this contract is **April 1, 2014**.

The completion date for this contract is **May 31, 2015**.

Except where otherwise provided by the contract, observation periods required by the contract will not be a part of the work to be completed by the completion date and/or intermediate contract times stated in the contract. The acceptable completion of the observation periods that extend beyond the final completion date shall be a part of the work covered by the performance and payment bonds.

The liquidated damages for this contract are **One Thousand Six Hundred Dollars (\$1,600.00)** per calendar day.

**INTERMEDIATE CONTRACT TIME NUMBER 1 AND LIQUIDATED DAMAGES:**

(2-20-07)

108

SPI G14 B

The Contractor shall not narrow or close a lane of traffic on **1-85**, detain and /or alter the traffic flow on or during holiday weekends, special events, or any other time when traffic is unusually heavy, including the following schedules:

**HOLIDAY AND HOLIDAY WEEKEND LANE CLOSURE RESTRICTIONS**

1. For **unexpected occurrence** that creates unusually high traffic volumes, as directed by the Engineer.
2. For **New Year's Day**, between the hours of **6:00 A.M.** December 31st and **8:00 P.M.** January 2nd. If New Year's Day is on a Friday, Saturday, Sunday or Monday, then until **8:00 P.M.** the following Tuesday.
3. For **Easter**, between the hours of **6:00 A.M.** Thursday and **8:00 P.M.** Monday.
4. For **Memorial Day**, between the hours of **6:00 A.M.** Friday and **8:00 P.M.** Tuesday.
5. For **Independence Day**, between the hours of **6:00 A.M.** the day before Independence Day and **8:00 P.M.** the day after Independence Day.

If **Independence Day** is on a Friday, Saturday, Sunday or Monday, then between the hours of **6:00 A.M.** the Thursday before Independence Day and **8:00 P.M.** the Tuesday after Independence Day.

6. For **Labor Day**, between the hours of **6:00 A.M.** Friday and **8:00 P.M.** Tuesday.
7. For **Thanksgiving Day**, between the hours of **6:00 A.M.** Tuesday and **8:00 P.M.** Monday.
8. For **Christmas**, between the hours of **6:00 A.M.** the Friday before the week of Christmas Day and **8:00 P.M.** the following Tuesday after the week of Christmas Day.

Holidays and holiday weekends shall include New Year's, Easter, Memorial Day, Independence Day, Labor Day, Thanksgiving, and Christmas. The Contractor shall schedule his work so that lane closures are not required during these periods, unless otherwise directed by the Engineer.

The time of availability for this intermediate contract work shall be the time the Contractor begins to install all traffic control devices for lane closures according to the time restrictions listed herein.

The completion time for this intermediate contract work shall be the time the Contractor is required to complete the removal of all traffic control devices for lane closures according to the time restrictions stated herein and place traffic in the existing traffic pattern.

The liquidated damages are **One Thousand Two Hundred Fifty Dollars (\$1,250.00)** per 15 minutes time period.

**MAJOR CONTRACT ITEMS:**

(2-19-02)

104

SP1 G28

The following listed items are the major contract items for this contract (see Article 104-5 of the *2012 Standard Specifications*):

| Line # | Description                     |
|--------|---------------------------------|
| 30     | Hydro-Demolition Of Bridge Deck |

**SPECIALTY ITEMS:**

(7-1-95)(Rev. 1-17-12)

108-6

SP1 G37

Items listed below will be the specialty items for this contract (see Article 108-6 of the *2012 Standard Specifications*).

| Line # | Description                 |
|--------|-----------------------------|
| 16     | Long-Life Pavement Markings |
| 17     | Permanent Pavement Markers  |

**FUEL PRICE ADJUSTMENT:**

(11-15-05) (Rev. 2-18-14)

109-8

SP1 G43

Revise the *2012 Standard Specifications* as follows:

**Page 1-83, Article 109-8, Fuel Price Adjustments**, add the following:

The base index price for DIESEL #2 FUEL is \$ **3.1407** per gallon. Where any of the following are included as pay items in the contract, they will be eligible for fuel price adjustment.

The pay items and the fuel factor used in calculating adjustments to be made will be as follows:

| <b>Description</b>                               | <b>Units</b> | <b>Fuel Usage<br/>Factor Diesel</b> |
|--|--------------|-------------------------------------|
| Unclassified Excavation                          | Gal/CY       | 0.29                                |
| Borrow Excavation                                | Gal/CY       | 0.29                                |
| Class IV Subgrade Stabilization                  | Gal/Ton      | 0.55                                |
| Aggregate Base Course                            | Gal/Ton      | 0.55                                |
| Sub-Ballast                                      | Gal/Ton      | 0.55                                |
| Asphalt Concrete Base Course, Type _____         | Gal/Ton      | 2.90                                |
| Asphalt Concrete Intermediate Course, Type _____ | Gal/Ton      | 2.90                                |
| Asphalt Concrete Surface Course, Type _____      | Gal/Ton      | 2.90                                |
| Open-Graded Asphalt Friction Course              | Gal/Ton      | 2.90                                |
| Permeable Asphalt Drainage Course, Type _____    | Gal/Ton      | 2.90                                |
| Sand Asphalt Surface Course, Type _____          | Gal/Ton      | 2.90                                |
| Aggregate for Cement Treated Base Course         | Gal/Ton      | 0.55                                |
| Portland Cement for Cement Treated Base Course   | Gal/Ton      | 0.55                                |
| ___ " Portland Cement Concrete Pavement          | Gal/SY       | 0.245                               |
| Concrete Shoulders Adjacent to ___ " Pavement    | Gal/SY       | 0.245                               |

**SCHEDULE OF ESTIMATED COMPLETION PROGRESS:**

(7-15-08) (Rev. 5-21-13)

108-2

SP1 G58

The Contractor's attention is directed to the Standard Special Provision entitled *Availability of Funds Termination of Contracts* included elsewhere in this proposal. The Department of Transportation's schedule of estimated completion progress for this project as required by that Standard Special Provision is as follows:

|      | <b><u>Fiscal Year</u></b> | <b><u>Progress (% of Dollar Value)</u></b> |
|------|---------------------------|--|
| 2014 | (7/01/13 - 6/30/14)       | 30% of Total Amount Bid                    |
| 2015 | (7/01/14 - 6/30/15)       | 70% of Total Amount Bid                    |

The Contractor shall also furnish his own progress schedule in accordance with Article 108-2 of the *2012 Standard Specifications*. Any acceleration of the progress as shown by the Contractor's progress schedule over the progress as shown above shall be subject to the approval of the Engineer.

**DISADVANTAGED BUSINESS ENTERPRISE:**

(10-16-07)(Rev. 12-17-13)

102-15(J)

SP1 G61

**Description**

The purpose of this Special Provision is to carry out the U.S. Department of Transportation's policy of ensuring nondiscrimination in the award and administration of contracts financed in whole or in part with Federal funds. This provision is guided by 49 CFR Part 26.

**Definitions**

*Additional DBE Subcontractors* - Any DBE submitted at the time of bid that will not be used to meet the DBE goal. No submittal of a Letter of Intent is required.

*Committed DBE Subcontractor* - Any DBE submitted at the time of bid that is being used to meet the DBE goal by submission of a Letter of Intent. Or any DBE used as a replacement for a previously committed DBE firm.

*Contract Goal Requirement* - The approved DBE participation at time of award, but not greater than the advertised contract goal.

*DBE Goal* - A portion of the total contract, expressed as a percentage, that is to be performed by committed DBE subcontractor(s).

*Disadvantaged Business Enterprise (DBE)* - A firm certified as a Disadvantaged Business Enterprise through the North Carolina Unified Certification Program.

*Goal Confirmation Letter* - Written documentation from the Department to the bidder confirming the Contractor's approved, committed DBE participation along with a listing of the committed DBE firms.

*Manufacturer* - A firm that operates or maintains a factory or establishment that produces on the premises, the materials or supplies obtained by the Contractor.

*Regular Dealer* - A firm that owns, operates, or maintains a store, warehouse, or other establishment in which the materials or supplies required for the performance of the contract are bought, kept in stock, and regularly sold to the public in the usual course of business. A regular dealer engages in, as its principal business and in its own name, the purchase and sale or lease of the products in question. A regular dealer in such bulk items as steel, cement, gravel, stone, and petroleum products need not keep such products in stock, if it owns and operates distribution equipment for the products. Brokers and packagers are not regarded as manufacturers or regular dealers within the meaning of this section.

*North Carolina Unified Certification Program (NCUCP)* - A program that provides comprehensive services and information to applicants for DBE certification, such that an applicant is required to apply only once for a DBE certification that will be honored by all recipients of USDOT funds in the state and not limited to the Department of Transportation only. The Certification Program is in accordance with 49 CFR Part 26.

*United States Department of Transportation (USDOT)* - Federal agency responsible for issuing regulations (49 CFR Part 26) and official guidance for the DBE program.

**Forms and Websites Referenced in this Provision**

*DBE Payment Tracking System* - On-line system in which the Contractor enters the payments made to DBE subcontractors who have performed work on the project.  
<https://apps.dot.state.nc.us/Vendor/PaymentTracking/>



*DBE-IS Subcontractor Payment Information* - Form for reporting the payments made to all DBE firms working on the project. This form is for paper bid projects only.  
<http://www.ncdot.org/doh/forms/files/DBE-IS.xls>

*RF-1 DBE Replacement Request Form* - Form for replacing a committed DBE.  
<http://connect.ncdot.gov/projects/construction/Construction%20Forms/DBE%20MBE%20WBE%20Replacement%20Request%20Form.pdf>

*SAF Subcontract Approval Form* - Form required for approval to sublet the contract.  
<http://connect.ncdot.gov/projects/construction/Construction%20Forms/Subcontract%20Approval%20Form%20Rev.%202012.zip>

*JC-1 Joint Check Notification Form* - Form and procedures for joint check notification. The form acts as a written joint check agreement among the parties providing full and prompt disclosure of the expected use of joint checks.  
<http://connect.ncdot.gov/projects/construction/Construction%20Forms/Joint%20Check%20Notification%20Form.pdf>

*Letter of Intent* - Form signed by the Contractor and the DBE subcontractor, manufacturer or regular dealer that affirms that a portion of said contract is going to be performed by the signed DBE for the amount listed at the time of bid.  
<http://connect.ncdot.gov/letting/LetCentral/Letter%20of%20Intent%20to%20Perform%20as%20a%20Subcontractor.pdf>

*Listing of DBE Subcontractors Form* - Form for entering DBE subcontractors on a project that will meet this DBE goal. This form is for paper bids only.  
[http://connect.ncdot.gov/municipalities/Bid%20Proposals%20for%20LGA%20Content/08%20DBE%20Subcontractors%20\(Federal\).doc](http://connect.ncdot.gov/municipalities/Bid%20Proposals%20for%20LGA%20Content/08%20DBE%20Subcontractors%20(Federal).doc)

*Subcontractor Quote Comparison Sheet* - Spreadsheet for showing all subcontractor quotes in the work areas where DBEs quoted on the project. This sheet is submitted with good faith effort packages.  
<http://connect.ncdot.gov/business/SmallBusiness/Documents/DBE%20Subcontractor%20Quote%20Comparison%20Example.xls>

### **DBE Goal**

The following DBE goal for participation by Disadvantaged Business Enterprises is established for this contract:

Disadvantaged Business Enterprises **2.0 %**

- (A) *If the DBE goal is more than zero*, the Contractor shall exercise all necessary and reasonable steps to ensure that DBEs participate in at least the percent of the contract as set forth above as the DBE goal.
- (B) *If the DBE goal is zero*, the Contractor shall make an effort to recruit and use DBEs during the performance of the contract. Any DBE participation obtained shall be reported to the Department.

### **Directory of Transportation Firms (Directory)**

Real-time information is available about firms doing business with the Department and firms that are certified through NCUCP in the Directory of Transportation Firms. Only firms identified in the Directory as DBE certified shall be used to meet the DBE goal. The Directory can be found at the following link. <https://partner.ncdot.gov/VendorDirectory/default.html>

The listing of an individual firm in the directory shall not be construed as an endorsement of the firm's capability to perform certain work.

### **Listing of DBE Subcontractors**

At the time of bid, bidders shall submit all DBE participation that they anticipate to use during the life of the contract. Only those identified to meet the DBE goal will be considered committed, even though the listing shall include both committed DBE subcontractors and additional DBE subcontractors. Additional DBE subcontractor participation submitted at the time of bid will be used toward the Department's overall race-neutral goal. Only those firms with current DBE certification at the time of bid opening will be acceptable for listing in the bidder's submittal of DBE participation. The Contractor shall indicate the following required information:

#### **(A) Electronic Bids**

Bidders shall submit a listing of DBE participation in the appropriate section of Expedite, the bidding software of Bid Express®.

- (1) Submit the names and addresses of DBE firms identified to participate in the contract. If the bidder uses the updated listing of DBE firms shown in Expedite, the bidder may use the dropdown menu to access the name and address of the DBE firm.
- (2) Submit the contract line numbers of work to be performed by each DBE firm. When no figures or firms are entered, the bidder will be considered to have no DBE participation.
- (3) The bidder shall be responsible for ensuring that the DBE is certified at the time of bid by checking the Directory of Transportation Firms. If the firm is not certified at the time of the bid-letting, that DBE's participation will not count towards achieving the DBE goal.

#### **(B) Paper Bids**

- (1) *If the DBE goal is more than zero,*
  - (a) Bidders, at the time the bid proposal is submitted, shall submit a listing of DBE participation, including the names and addresses on *Listing of DBE Subcontractors* contained elsewhere in the contract documents in order for the bid to be considered responsive. Bidders shall indicate the total dollar value of the DBE participation for the contract.

- (b) If bidders have no DBE participation, they shall indicate this on the *Listing of DBE Subcontractors* by entering the word “None” or the number “0.” This form shall be completed in its entirety. **Blank forms will not be deemed to represent zero participation.** Bids submitted that do not have DBE participation indicated on the appropriate form will not be read publicly during the opening of bids. The Department will not consider these bids for award and the proposal will be rejected.
- (c) The bidder shall be responsible for ensuring that the DBE is certified at the time of bid by checking the Directory of Transportation Firms. If the firm is not certified at the time of the bid-letting, that DBE’s participation will not count towards achieving the corresponding goal.
- (2) *If the DBE goal is zero, entries on the Listing of DBE Subcontractors are not required for the zero goal, however any DBE participation that is achieved during the project shall be reported in accordance with requirements contained elsewhere in the special provision.*

### **DBE Prime Contractor**

When a certified DBE firm bids on a contract that contains a DBE goal, the DBE firm is responsible for meeting the goal or making good faith efforts to meet the goal, just like any other bidder. In most cases, a DBE bidder on a contract will meet the DBE goal by virtue of the work it performs on the contract with its own forces. However, all the work that is performed by the DBE bidder and any other DBE subcontractors will count toward the DBE goal. The DBE bidder shall list itself along with any DBE subcontractors, if any, in order to receive credit toward the DBE goal.

For example, if the DBE goal is 45% and the DBE bidder will only perform 40% of the contract work, the prime will list itself at 40%, and the additional 5% shall be obtained through additional DBE participation with DBE subcontractors or documented through a good faith effort.

DBE prime contractors shall also follow Sections A and B listed under *Listing of DBE Subcontractor* just as a non-DBE bidder would.

### **Written Documentation – Letter of Intent**

The bidder shall submit written documentation for each DBE that will be used to meet the DBE goal of the contract, indicating the bidder’s commitment to use the DBE in the contract. This documentation shall be submitted on the Department’s form titled *Letter of Intent*.

The documentation shall be received in the office of the State Contractor Utilization Engineer or at [DBE@ncdot.gov](mailto:DBE@ncdot.gov) no later than 12:00 noon of the sixth calendar day following opening of bids, unless the sixth day falls on an official state holiday. In that situation, it is due in the office of the State Contractor Utilization Engineer no later than 12:00 noon on the next official state business day.

If the bidder fails to submit the Letter of Intent from each committed DBE to be used toward the DBE goal, or if the form is incomplete (i.e. both signatures are not present), the DBE participation will not count toward meeting the DBE goal. If the lack of this participation drops the commitment below the DBE goal, the Contractor shall submit evidence of good faith efforts, completed in its entirety, to the State Contractor Utilization Engineer or DBE@ncdot.gov no later than 12:00 noon on the eighth calendar day following opening of bids, unless the eighth day falls on an official state holiday. In that situation, it is due in the office of the State Contractor Utilization Engineer no later than 12:00 noon on the next official state business day.

### **Submission of Good Faith Effort**

If the bidder fails to meet or exceed the DBE goal, the apparent lowest responsive bidder shall submit to the Department documentation of adequate good faith efforts made to reach the DBE goal.

A hard copy and an electronic copy of this information shall be received in the office of the State Contractor Utilization Engineer or at DBE@ncdot.gov no later than 12:00 noon of the sixth calendar day following opening of bids unless the sixth day falls on an official state holiday. In that situation, it is due in the office of the State Contractor Utilization Engineer the next official state business day. If the contractor cannot send the information electronically, then one complete set and 9 copies of this information shall be received under the same time constraints above.

Note: Where the information submitted includes repetitious solicitation letters, it will be acceptable to submit a representative letter along with a distribution list of the firms that were solicited. Documentation of DBE quotations shall be a part of the good faith effort submittal. This documentation may include written subcontractor quotations, telephone log notations of verbal quotations, or other types of quotation documentation.

### **Consideration of Good Faith Effort for Projects with DBE Goals More Than Zero**

Adequate good faith efforts mean that the bidder took all necessary and reasonable steps to achieve the goal which, by their scope, intensity, and appropriateness, could reasonably be expected to obtain sufficient DBE participation. Adequate good faith efforts also mean that the bidder actively and aggressively sought DBE participation. Mere *pro forma* efforts are not considered good faith efforts.

The Department will consider the quality, quantity, and intensity of the different kinds of efforts a bidder has made. Listed below are examples of the types of actions a bidder will take in making a good faith effort to meet the goal and are not intended to be exclusive or exhaustive, nor is it intended to be a mandatory checklist.

- (A) Soliciting through all reasonable and available means (e.g. attendance at pre-bid meetings, advertising, written notices, use of verifiable electronic means through the use of the NCDOT Directory of Transportation Firms) the interest of all certified DBEs who have the capability to perform the work of the contract. The bidder must solicit this interest within at least 10 days prior to bid opening to allow the DBEs to respond to the

- solicitation. Solicitation shall provide the opportunity to DBEs within the Division and surrounding Divisions where the project is located. The bidder must determine with certainty if the DBEs are interested by taking appropriate steps to follow up initial solicitations.
- (B) Selecting portions of the work to be performed by DBEs in order to increase the likelihood that the DBE goals will be achieved.
- (1) Where appropriate, break out contract work items into economically feasible units to facilitate DBE participation, even when the prime contractor might otherwise prefer to perform these work items with its own forces.
  - (2) Negotiate with subcontractors to assume part of the responsibility to meet the contract DBE goal when the work to be sublet includes potential for DBE participation (2<sup>nd</sup> and 3<sup>rd</sup> tier subcontractors).
- (C) Providing interested DBEs with adequate information about the plans, specifications, and requirements of the contract in a timely manner to assist them in responding to a solicitation.
- (D)
  - (1) Negotiating in good faith with interested DBEs. It is the bidder's responsibility to make a portion of the work available to DBE subcontractors and suppliers and to select those portions of the work or material needs consistent with the available DBE subcontractors and suppliers, so as to facilitate DBE participation. Evidence of such negotiation includes the names, addresses, and telephone numbers of DBEs that were considered; a description of the information provided regarding the plans and specifications for the work selected for subcontracting; and evidence as to why additional agreements could not be reached for DBEs to perform the work.
  - (2) A bidder using good business judgment would consider a number of factors in negotiating with subcontractors, including DBE subcontractors, and would take a firm's price and capabilities as well as contract goals into consideration. However, the fact that there may be some additional costs involved in finding and using DBEs is not in itself sufficient reason for a bidder's failure to meet the contract DBE goal, as long as such costs are reasonable. Also, the ability or desire of a prime contractor to perform the work of a contract with its own organization does not relieve the bidder of the responsibility to make good faith efforts. Bidding contractors are not, however, required to accept higher quotes from DBEs if the price difference is excessive or unreasonable.
- (E) Not rejecting DBEs as being unqualified without sound reasons based on a thorough investigation of their capabilities. The bidder's standing within its industry, membership in specific groups, organizations, or associates and political or social affiliations (for example, union vs. non-union employee status) are not legitimate causes for the rejection or non-solicitation of bids in the bidder's efforts to meet the project goal.
- (F) Making efforts to assist interested DBEs in obtaining bonding, lines of credit, or insurance as required by the recipient or bidder.

- (G) Making efforts to assist interested DBEs in obtaining necessary equipment, supplies, materials, or related assistance or services.
- (H) Effectively using the services of available minority/women community organizations; minority/women contractors' groups; Federal, State, and local minority/women business assistance offices; and other organizations as allowed on a case-by-case basis to provide assistance in the recruitment and placement of DBEs. Contact within 7 days from the bid opening the Business Development Manager in the Business Opportunity and Work Force Development Unit to give notification of the bidder's inability to get DBE quotes.
- (I) Any other evidence that the bidder submits which shows that the bidder has made reasonable good faith efforts to meet the DBE goal.

In addition, the Department may take into account the following:

- (1) Whether the bidder's documentation reflects a clear and realistic plan for achieving the DBE goal.
- (2) The bidders' past performance in meeting the DBE goals.
- (3) The performance of other bidders in meeting the DBE goal. For example, when the apparent successful bidder fails to meet the DBE goal, but others meet it, you may reasonably raise the question of whether, with additional reasonable efforts the apparent successful bidder could have met the goal. If the apparent successful bidder fails to meet the DBE goal, but meets or exceeds the average DBE participation obtained by other bidders, the Department may view this, in conjunction with other factors, as evidence of the apparent successful bidder having made a good faith effort.

If the Department does not award the contract to the apparent lowest responsive bidder, the Department reserves the right to award the contract to the next lowest responsive bidder that can satisfy to the Department that the DBE goal can be met or that an adequate good faith effort has been made to meet the DBE goal.

### **Non-Good Faith Appeal**

The State Contractor Utilization Engineer will notify the contractor verbally and in writing of non-good faith. A contractor may appeal a determination of non-good faith made by the Goal Compliance Committee. If a contractor wishes to appeal the determination made by the Committee, they shall provide written notification to the State Contractual Services Engineer or at [DBE@ncdot.gov](mailto:DBE@ncdot.gov). The appeal shall be made within 2 business days of notification of the determination of non-good faith.

### **Counting DBE Participation Toward Meeting DBE Goal**

#### **(A) Participation**

The total dollar value of the participation by a committed DBE will be counted toward the contract goal requirement. The total dollar value of participation by a committed DBE will be based upon the value of work actually performed by the DBE and the actual payments to DBE firms by the Contractor.

(B) Joint Checks

Prior notification of joint check use shall be required when counting DBE participation for services or purchases that involves the use of a joint check. Notification shall be through submission of Form JC-1 (*Joint Check Notification Form*) and the use of joint checks shall be in accordance with the Department's Joint Check Procedures.

(C) Subcontracts (Non-Trucking)

A DBE may enter into subcontracts. Work that a DBE subcontracts to another DBE firm may be counted toward the contract goal requirement. Work that a DBE subcontracts to a non-DBE firm does not count toward the contract goal requirement. If a DBE contractor or subcontractor subcontracts a significantly greater portion of the work of the contract than would be expected on the basis of standard industry practices, it shall be presumed that the DBE is not performing a commercially useful function. The DBE may present evidence to rebut this presumption to the Department. The Department's decision on the rebuttal of this presumption is subject to review by the Federal Highway Administration but is not administratively appealable to USDOT.

(D) Joint Venture

When a DBE performs as a participant in a joint venture, the Contractor may count toward its contract goal requirement a portion of the total value of participation with the DBE in the joint venture, that portion of the total dollar value being a distinct clearly defined portion of work that the DBE performs with its forces.

(E) Suppliers

A contractor may count toward its DBE requirement 60 percent of its expenditures for materials and supplies required to complete the contract and obtained from a DBE regular dealer and 100 percent of such expenditures from a DBE manufacturer.

(F) Manufacturers and Regular Dealers

A contractor may count toward its DBE requirement the following expenditures to DBE firms that are not manufacturers or regular dealers:

- (1) The fees or commissions charged by a DBE firm for providing a *bona fide* service, such as professional, technical, consultant, or managerial services, or for providing bonds or insurance specifically required for the performance of a DOT-assisted contract, provided the fees or commissions are determined to be reasonable and not excessive as compared with fees and commissions customarily allowed for similar services.
- (2) With respect to materials or supplies purchased from a DBE, which is neither a manufacturer nor a regular dealer, count the entire amount of fees or commissions charged for assistance in the procurement of the materials and supplies, or fees or transportation charges for the delivery of materials or supplies required on a job site (but not the cost of the materials and supplies themselves), provided the fees are determined to be reasonable and not excessive as compared with fees customarily allowed for similar services.

**Commercially Useful Function****(A) DBE Utilization**

The Contractor may count toward its contract goal requirement only expenditures to DBEs that perform a commercially useful function in the work of a contract. A DBE performs a commercially useful function when it is responsible for execution of the work of the contract and is carrying out its responsibilities by actually performing, managing, and supervising the work involved. To perform a commercially useful function, the DBE shall also be responsible with respect to materials and supplies used on the contract, for negotiating price, determining quality and quantity, ordering the material and installing (where applicable) and paying for the material itself. To determine whether a DBE is performing a commercially useful function, the Department will evaluate the amount of work subcontracted, industry practices, whether the amount the firm is to be paid under the contract is commensurate with the work it is actually performing and the DBE credit claimed for its performance of the work, and any other relevant factors.

**(B) DBE Utilization in Trucking**

The following factors will be used to determine if a DBE trucking firm is performing a commercially useful function:

- (1) The DBE shall be responsible for the management and supervision of the entire trucking operation for which it is responsible on a particular contract, and there shall not be a contrived arrangement for the purpose of meeting DBE goals.
- (2) The DBE shall itself own and operate at least one fully licensed, insured, and operational truck used on the contract.
- (3) The DBE receives credit for the total value of the transportation services it provides on the contract using trucks it owns, insures, and operates using drivers it employs.
- (4) The DBE may subcontract the work to another DBE firm, including an owner-operator who is certified as a DBE. The DBE who subcontracts work to another DBE receives credit for the total value of the transportation services the subcontracted DBE provides on the contract.
- (5) The DBE may also subcontract the work to a non-DBE firm, including from an owner-operator. The DBE who subcontracts the work to a non-DBE is entitled to credit for the total value of transportation services provided by the non-DBE subcontractor not to exceed the value of transportation services provided by DBE-owned trucks on the contract. Additional participation by non-DBE subcontractors receives credit only for the fee or commission it receives as a result of the subcontract arrangement. The value of services performed under subcontract agreements between the DBE and the Contractor will not count towards the DBE contract requirement.



- (6) A DBE may lease truck(s) from an established equipment leasing business open to the general public. The lease must indicate that the DBE has exclusive use of and control over the truck. This requirement does not preclude the leased truck from working for others during the term of the lease with the consent of the DBE, so long as the lease gives the DBE absolute priority for use of the leased truck. This type of lease may count toward the DBE's credit as long as the driver is under the DBE's payroll.
- (7) Subcontracted/leased trucks shall display clearly on the dashboard the name of the DBE that they are subcontracted/leased to and their own company name if it is not identified on the truck itself. Magnetic door signs are not permitted.

### **DBE Replacement**

When a Contractor has relied on a commitment to a DBE firm (or an approved substitute DBE firm) to meet all or part of a contract goal requirement, the contractor shall not terminate the DBE for convenience. This includes, but is not limited to, instances in which the Contractor seeks to perform the work of the terminated subcontractor with another DBE subcontractor, a non-DBE subcontractor, or with the Contractor's own forces or those of an affiliate. A DBE may only be terminated after receiving the Engineer's written approval based upon a finding of good cause for the termination.

All requests for replacement of a committed DBE firm shall be submitted to the Engineer for approval on Form RF-1 (*DBE Replacement Request*). If the Contractor fails to follow this procedure, the Contractor may be disqualified from further bidding for a period of up to 6 months.

The Contractor shall comply with the following for replacement of a committed DBE:

#### **(A) Performance Related Replacement**

When a committed DBE is terminated for good cause as stated above, an additional DBE that was submitted at the time of bid may be used to fulfill the DBE commitment. A good faith effort will only be required for removing a committed DBE if there were no additional DBEs submitted at the time of bid to cover the same amount of work as the DBE that was terminated.

If a replacement DBE is not found that can perform at least the same amount of work as the terminated DBE, the Contractor shall submit a good faith effort documenting the steps taken. Such documentation shall include, but not be limited to, the following:

- (1) Copies of written notification to DBEs that their interest is solicited in contracting the work defaulted by the previous DBE or in subcontracting other items of work in the contract.
- (2) Efforts to negotiate with DBEs for specific subbids including, at a minimum:
  - (a) The names, addresses, and telephone numbers of DBEs who were contacted.
  - (b) A description of the information provided to DBEs regarding the plans and specifications for portions of the work to be performed.

- (3) A list of reasons why DBE quotes were not accepted.
  - (4) Efforts made to assist the DBEs contacted, if needed, in obtaining bonding or insurance required by the Contractor.
- (B) Decertification Replacement
- (1) When a committed DBE is decertified by the Department after the SAF (*Subcontract Approval Form*) has been received by the Department, the Department will not require the Contractor to solicit replacement DBE participation equal to the remaining work to be performed by the decertified firm. The participation equal to the remaining work performed by the decertified firm will count toward the contract goal requirement.
  - (2) When a committed DBE is decertified prior to the Department receiving the SAF (*Subcontract Approval Form*) for the named DBE firm, the Contractor shall take all necessary and reasonable steps to replace the DBE subcontractor with another DBE subcontractor to perform at least the same amount of work to meet the DBE goal requirement. If a DBE firm is not found to do the same amount of work, a good faith effort must be submitted to NCDOT (see A herein for required documentation).

### **Changes in the Work**

When the Engineer makes changes that result in the reduction or elimination of work to be performed by a committed DBE, the Contractor will not be required to seek additional participation. When the Engineer makes changes that result in additional work to be performed by a DBE based upon the Contractor's commitment, the DBE shall participate in additional work to the same extent as the DBE participated in the original contract work.

When the Engineer makes changes that result in extra work, which has more than a minimal impact on the contract amount, the Contractor shall seek additional participation by DBEs unless otherwise approved by the Engineer.

When the Engineer makes changes that result in an alteration of plans or details of construction, and a portion or all of the work had been expected to be performed by a committed DBE, the Contractor shall seek participation by DBEs unless otherwise approved by the Engineer.

When the Contractor requests changes in the work that result in the reduction or elimination of work that the Contractor committed to be performed by a DBE, the Contractor shall seek additional participation by DBEs equal to the reduced DBE participation caused by the changes.

### **Reports and Documentation**

A SAF (*Subcontract Approval Form*) shall be submitted for all work which is to be performed by a DBE subcontractor. The Department reserves the right to require copies of actual subcontract agreements involving DBE subcontractors.

When using transportation services to meet the contract commitment, the Contractor shall submit a proposed trucking plan in addition to the SAF. The plan shall be submitted prior to beginning construction on the project. The plan shall include the names of all trucking firms proposed for use, their certification type(s), the number of trucks owned by the firm, as well as the individual truck identification numbers, and the line item(s) being performed.

Within 30 calendar days of entering into an agreement with a DBE for materials, supplies or services, not otherwise documented by the SAF as specified above, the Contractor shall furnish the Engineer a copy of the agreement. The documentation shall also indicate the percentage (60% or 100%) of expenditures claimed for DBE credit.

### **Reporting Disadvantaged Business Enterprise Participation**

The Contractor shall provide the Engineer with an accounting of payments made to all DBE firms, including material suppliers and contractors at all levels (prime, subcontractor, or second tier subcontractor). This accounting shall be furnished to the Engineer for any given month by the end of the following month. Failure to submit this information accordingly may result in the following action:

- (A) Withholding of money due in the next partial pay estimate; or
- (B) Removal of an approved contractor from the prequalified bidders' list or the removal of other entities from the approved subcontractors list.

While each contractor (prime, subcontractor, 2nd tier subcontractor) is responsible for accurate accounting of payments to DBEs, it shall be the prime contractor's responsibility to report all monthly and final payment information in the correct reporting manner.

Failure on the part of the Contractor to submit the required information in the time frame specified may result in the disqualification of that contractor and any affiliate companies from further bidding until the required information is submitted.

Failure on the part of any subcontractor to submit the required information in the time frame specified may result in the disqualification of that contractor and any affiliate companies from being approved for work on future DOT projects until the required information is submitted.

Contractors reporting transportation services provided by non-DBE lessees shall evaluate the value of services provided during the month of the reporting period only.

At any time, the Engineer can request written verification of subcontractor payments.

#### **(A) Electronic Bids Reporting**

The Contractor shall report the accounting of payments through the Department's DBE Payment Tracking System.

#### **(B) Paper Bids Reporting**

The Contractor shall report the accounting of payments on the Department's DBE-IS (*Subcontractor Payment Information*) with each invoice. Invoices will not be processed for payment until the DBE-IS is received.

**Failure to Meet Contract Requirements**

Failure to meet contract requirements in accordance with Subarticle 102-15(J) of the *2012 Standard Specifications* may be cause to disqualify the Contractor.

**CERTIFICATION FOR FEDERAL-AID CONTRACTS:**

(3-21-90)

SP1 G85

The prospective participant certifies, by signing and submitting this bid or proposal, to the best of his or her knowledge and belief, that:

- (A) No Federal appropriated funds have been paid or will be paid, by or on behalf of the undersigned, to any person for influencing or attempting to influence an officer or employee of any Federal agency, a Member of Congress, an officer or employee of Congress, or an employee of a Member of Congress in connection with the awarding of any Federal contract, the making of any Federal grant, the making of any Federal loan, the entering into of any cooperative agreement, and the extension, continuation, renewal, amendment, or modification of any Federal contract, grant, loan, or cooperative agreement.
- (B) If any funds other than Federal appropriated funds have been paid or will be paid to any person for influencing or attempting to influence an officer or employee of any Federal agency, a Member of Congress, an officer or employee of Congress, or an employee of a Member of Congress in connection with this Federal contract, grant, loan, or cooperative agreement, the undersigned shall complete and submit Standard Form-LLL, *Disclosure Form to Report Lobbying*, in accordance with its instructions.

This certification is a material representation of fact upon which reliance was placed when this transaction was made or entered into. Submission of this certification is a prerequisite for making or entering into this transaction imposed by *Section 1352, Title 31, U.S. Code*. Any person who fails to file the required certification shall be subject to a civil penalty of not less than \$10,000 and not more than \$100,000 for each such failure.

The prospective participant also agrees by submitting his or her bid or proposal that he or she shall require that the language of this certification be included in all lower tier subcontracts, which exceed \$100,000 and that all such subrecipients shall certify and disclose accordingly.

**U.S. DEPARTMENT OF TRANSPORTATION HOTLINE:**

(11-22-94)

108-5

SP1 G100

To report bid rigging activities call: **1-800-424-9071**

The U.S. Department of Transportation (DOT) operates the above toll-free hotline Monday through Friday, 8:00 a.m. to 5:00 p.m. eastern time. Anyone with knowledge of possible bid rigging, bidder collusion, or other fraudulent activities should use the hotline to report such activities.

The hotline is part of the DOT's continuing effort to identify and investigate highway construction contract fraud and abuse is operated under the direction of the DOT Inspector General. All information will be treated confidentially and caller anonymity will be respected.

**SUBSURFACE INFORMATION:**

(7-1-95)

450

SP1 G112 A

There is **no** subsurface information available on this project. The Contractor shall make his own investigation of subsurface conditions.

**LOCATING EXISTING UNDERGROUND UTILITIES:**

(3-20-12)

105

SP1 G115

Revise the *2012 Standard Specifications* as follows:

**Page 1-43, Article 105-8, line 28, after the first sentence, add the following:**

Identify excavation locations by means of pre-marking with white paint, flags, or stakes or provide a specific written description of the location in the locate request.

**RESOURCE CONSERVATION:**

(5-21-13)

104-13

SP1 G118

In accordance with North Carolina Executive Order 156, NCGS 130A-309.14(2), and NCGS 136-28.8, it is the policy of the Department to aid in the reduction of materials that become a part of our solid waste stream, to divert materials from landfills, and to find ways to recycle and reuse materials for the benefit of the Citizens of North Carolina.

Initiate, develop and use products and construction methods that incorporate the use of recycled or solid waste products in accordance with Article 104-13 of the *2012 Standard Specifications*. Report the quantities of reused or recycled materials either incorporated in the project or diverted from landfills on the Project Construction Reuse and Recycling Reporting Form.

A location-based tool for finding local recycling facilities and the Project Construction Reuse and Recycling Reporting Form are available at:

<http://connect.ncdot.gov/resources/Environmental/Pages/North-Carolina-Recycling-Locations.aspx>

**DOMESTIC STEEL:**

(4-16-13)

106

SP1 G120

Revise the *2012 Standard Specifications* as follows:

**Page 1-49, Subarticle 106-1(B) Domestic Steel, lines 2-7, replace the first paragraph with the following:**

All steel and iron products that are permanently incorporated into this project shall be produced in the United States except minimal amounts of foreign steel and iron products may be used provided the combined material cost of the items involved does not exceed 0.1% of the total amount bid for the entire project or \$2,500, whichever is greater. If invoices showing the cost of the material are not provided, the amount of the bid item involving the foreign material will be used for calculations. This minimal amount of foreign produced steel and iron products permitted for use is not applicable to high strength fasteners. Domestically produced high strength fasteners are required.

**TWELVE MONTH GUARANTEE:**

(7-15-03)

108

SP1 G145

- (A) The Contractor shall guarantee materials and workmanship against latent and patent defects arising from faulty materials, faulty workmanship or negligence for a period of twelve months following the date of final acceptance of the work for maintenance and shall replace such defective materials and workmanship without cost to the Department. The Contractor will not be responsible for damage due to faulty design, normal wear and tear, for negligence on the part of the Department, and/or for use in excess of the design.
- (B) Where items of equipment or material carry a manufacturer's guarantee for any period in excess of twelve months, then the manufacturer's guarantee shall apply for that particular piece of equipment or material. The Department's first remedy shall be through the manufacturer although the Contractor is responsible for invoking the warranted repair work with the manufacturer. The Contractor's responsibility shall be limited to the term of the manufacturer's guarantee. NCDOT would be afforded the same warranty as provided by the Manufacturer.

This guarantee provision shall be invoked only for major components of work in which the Contractor would be wholly responsible for under the terms of the contract. Examples would include pavement structures, bridge components, and sign structures. This provision will not be used as a mechanism to force the Contractor to return to the project to make repairs or perform additional work that the Department would normally compensate the Contractor for. In addition, routine maintenance activities (i.e. mowing grass, debris removal, ruts in earth shoulders,) are not parts of this guarantee.

Appropriate provisions of the payment and/or performance bonds shall cover this guarantee for the project.

To ensure uniform application statewide the Division Engineer will forward details regarding the circumstances surrounding any proposed guarantee repairs to the Chief Engineer for review and approval prior to the work being performed.

**GIFTS FROM VENDORS AND CONTRACTORS:**

(12-15-09)

107-1

SP1 G152

By Executive Order 24, issued by Governor Perdue, and *N.C.G.S. § 133-32*, it is unlawful for any vendor or contractor (i.e. architect, bidder, contractor, construction manager, design professional, engineer, landlord, offeror, seller, subcontractor, supplier, or vendor), to make gifts or to give favors to any State employee of the Governor's Cabinet Agencies (i.e. Administration, Commerce, Correction, Crime Control and Public Safety, Cultural Resources, Environment and Natural Resources, Health and Human Services, Juvenile Justice and Delinquency Prevention, Revenue, Transportation, and the Office of the Governor). This prohibition covers those vendors and contractors who:

- (A) Have a contract with a governmental agency; or  
 (B) Have performed under such a contract within the past year; or  
 (C) Anticipate bidding on such a contract in the future.

For additional information regarding the specific requirements and exemptions, vendors and contractors are encouraged to review Executive Order 24 and *N.C.G.S. § 133-32*.

Executive Order 24 also encouraged and invited other State Agencies to implement the requirements and prohibitions of the Executive Order to their agencies. Vendors and contractors should contact other State Agencies to determine if those agencies have adopted Executive Order 24.

**EMPLOYMENT:**

(11-15-11) (Rev. 1-17-12)

108, 102

SP1 G184

Revise the *2012 Standard Specifications* as follows:

**Page 1-20, Subarticle 102-15(O)**, delete and replace with the following:

**(O)** Failure to restrict a former Department employee as prohibited by Article 108-5.

**Page 1-65, Article 108-5 Character of Workmen, Methods, and Equipment, line 32**, delete all of line 32, the first sentence of the second paragraph and the first word of the second sentence of the second paragraph.

**STATE HIGHWAY ADMINISTRATOR TITLE CHANGE:**

(9-18-12)

SP1 G185

Revise the *2012 Standard Specifications* as follows:

Replace all references to "State Highway Administrator" with "Chief Engineer".

**PROJECT SPECIAL PROVISIONS****ROADWAY****ASPHALT PAVEMENTS - SUPERPAVE:**

(6-19-12) (Rev. 2-18-14)

605, 609, 610, 650, 660

SP6 R01

Revise the 2012 *Standard Specifications* as follows:

**Page 6-3, Article 605-7 APPLICATION RATES AND TEMPERATURES**, replace this article, including Table 601-1, with the following:

Apply tack coat uniformly across the existing surface at target application rates shown in Table 605-1.

| Existing Surface           | Target Rate (gal/sy) |
|----------------------------|----------------------|
|                            | Emulsified Asphalt   |
| New Asphalt                | 0.04 ± 0.01          |
| Oxidized or Milled Asphalt | 0.06 ± 0.01          |
| Concrete                   | 0.08 ± 0.01          |

Apply tack coat at a temperature within the ranges shown in Table 605-2. Tack coat shall not be overheated during storage, transport or at application.

| Asphalt Material                 | Temperature Range |
|----------------------------------|-------------------|
| Asphalt Binder, Grade PG 64-22   | 350 - 400°F       |
| Emulsified Asphalt, Grade RS-1H  | 130 - 160°F       |
| Emulsified Asphalt, Grade CRS-1  | 130 - 160°F       |
| Emulsified Asphalt, Grade CRS-1H | 130 - 160°F       |
| Emulsified Asphalt, Grade HFMS-1 | 130 - 160°F       |
| Emulsified Asphalt, Grade CRS-2  | 130 - 160°F       |

**Page 6-7, Article 609-3 FIELD VERIFICATION OF MIXTURE AND JOB MIX FORMULA ADJUSTMENTS**, lines 35-37, delete the second sentence of the second paragraph.

**Page 6-18, Article 610-1 DESCRIPTION**, lines 40-41, delete the last sentence of the last paragraph.



**Page 6-19, Subarticle 610-3(A) Mix Design-General**, line 5, add the following as the first paragraph:

Warm mix asphalt (WMA) is allowed for use at the Contractor's option in accordance with the NCDOT Approved Products List for WMA Technologies available at:

<https://connect.ncdot.gov/resources/Materials/MaterialsResources/Warm%20Mix%20Asphalt%20Approved%20List.pdf>

**Page 6-21, Subarticle 610-3(C) Job Mix Formula (JMF)**, replace Table 610-1 with the following:

| Binder Grade | HMA<br>JMF Temperature | WMA<br>JMF Temperature Range |
|--------------|------------------------|------------------------------|
| PG 64-22     | 300°F                  | 225 - 275°F                  |
| PG 70-22     | 315°F                  | 240 - 290°F                  |
| PG 76-22     | 335°F                  | 260 - 310°F                  |

**A.** The mix temperature, when checked in the truck at the roadway, shall be within plus 15° and minus 25° of the temperature specified on the JMF.

**Page 6-21, Subarticle 610-3(C) Job Mix Formula (JMF)**, lines 4-6, delete first sentence of the second paragraph. Line 7, in the second sentence of the second paragraph, replace “275°F” with “275°F or greater.”

**Page 6-22, Article 610-4 WEATHER, TEMPERATURE AND SEASONAL LIMITATIONS FOR PRODUCING AND PLACING ASPHALT MIXTURES**, lines 15-17, replace the second sentence of the first paragraph with the following:

Do not place asphalt material when the air or surface temperatures, measured at the location of the paving operation away from artificial heat, do not meet Table 610-5.

**Page 6-23, Article 610-4 WEATHER, TEMPERATURE AND SEASONAL LIMITATIONS FOR PRODUCING AND PLACING ASPHALT MIXTURES**, replace Table 610-5 with the following:

| Asphalt Concrete Mix Type | Minimum Surface and Air Temperature |
|---------------------------|-------------------------------------|
| B25.0B, C                 | 35°F                                |
| I19.0B, C, D              | 35°F                                |
| SF9.5A, S9.5B             | 40°F                                |
| S9.5C, S12.5C             | 45°F                                |
| S9.5D, S12.5D             | 50°F                                |

**Page 6-26, Article 610-7 HAULING OF ASPHALT MIXTURE**, lines 22-23, in the fourth sentence of the first paragraph replace “so as to overlap the top of the truck bed and” with “to”.

Page 6-41, Subarticle 650-3(B) Mix Design Criteria, replace Table 650-1 with the following:

| Grading Requirements<br><i>Sieve Size (mm)</i> | Total Percent Passing |                           |                           |
|--|-----------------------|---------------------------|---------------------------|
|  | <i>Type FC-1</i>      | <i>Type FC-1 Modified</i> | <i>Type FC-2 Modified</i> |
| 19.0   | -                     | -                         | 100                       |
| 12.5   | 100                   | 100                       | <b>80 - 100</b>           |
| 9.50   | 75 - 100              | 75 - 100                  | 55 - <b>80</b>            |
| 4.75   | 25 - 45               | 25 - 45                   | 15 - <b>30</b>            |
| 2.36   | 5 - 15                | 5 - 15                    | <b>5 - 15</b>             |
| 0.075  | 1.0 - 3.0             | 1.0 - 3.0                 | 2.0 - 4.0                 |

Page 6-50, Table 660-1 MATERIAL APPLICATION RATES AND TEMPERATURES, lines 1-2, replace Note A in Table 660-1 with the following:

- A. Use No. 6M, No. 67, No. 5 and No. 78M aggregate for retreatment before an asphalt overlay on existing pavement based on the width of the cracks in the existing pavement. Choose No. 78M for sections of roadway where the average width of existing cracks is 1/4" or less in width, No. 67 for sections of roadway where the average width of existing cracks are 1/4" to 5/8" in width and choose No. 5 for sections of roadway where the existing crack widths are greater than 5/8".

**ASPHALT BINDER CONTENT OF ASPHALT PLANT MIXES:**

(11-21-00) (Rev. 7-17-12)

609

SP6 R15

The approximate asphalt binder content of the asphalt concrete plant mixtures used on this project will be as follows:

|                                      |               |      |
|--------------------------------------|---------------|------|
| Asphalt Concrete Base Course         | Type B 25.0__ | 4.4% |
| Asphalt Concrete Intermediate Course | Type I 19.0__ | 4.8% |
| Asphalt Concrete Surface Course      | Type S 4.75A  | 6.8% |
| Asphalt Concrete Surface Course      | Type SA-1     | 6.8% |
| Asphalt Concrete Surface Course      | Type SF 9.5A  | 6.7% |
| Asphalt Concrete Surface Course      | Type S 9.5__  | 6.0% |
| Asphalt Concrete Surface Course      | Type S 12.5__ | 5.6% |

The actual asphalt binder content will be established during construction by the Engineer within the limits established in the *2012 Standard Specifications*.

**PRICE ADJUSTMENT - ASPHALT BINDER FOR PLANT MIX:**

(11-21-00)

620

SP6 R25

Price adjustments for asphalt binder for plant mix will be made in accordance with Section 620 of the *2012 Standard Specifications*.

The base price index for asphalt binder for plant mix is \$ **561.07** per ton.

This base price index represents an average of F.O.B. selling prices of asphalt binder at supplier's terminals on **January 1, 2014**.

**MATERIALS:**

(2-21-12) (Rev. 1-21-14)

1000, 1005, 1024, 1050, 1056, 1074, 1078, 1080, 1081, 1086, 1084, 1087, 1092

SP10 R01

Revise the 2012 Standard Specifications as follows:

**Page 10-1, Article 1000-1, DESCRIPTION, lines 9-10,** replace the last sentence of the first paragraph with the following:

Type IL, IP, IS or IT blended cement may be used instead of Portland cement.

**Page 10-1, Article 1000-1, DESCRIPTION, line 14,** add the following:

Use materials which do not produce a mottled appearance through rusting or other staining of the finished concrete surface.

**Page 10-1, Article 1000-2, MATERIALS, line 16,** add the following to the table of item references:

|                        |                |
|------------------------|----------------|
| <b>Item</b>            | <b>Section</b> |
| Type IL Blended Cement | 1024-1         |

**Page 10-5, Table 1000-1, REQUIREMENTS FOR CONCRETE,** replace with the following:

| <b>TABLE 1000-1<br/>REQUIREMENTS FOR CONCRETE</b> |  |                            |                   |                            |                   |                                 |                    |                |              |              |              |
|---|--|----------------------------|-------------------|----------------------------|-------------------|---------------------------------|--------------------|----------------|--------------|--------------|--------------|
| Class of Concrete                                 | Min. Comp. Strength at 28 days                   | Maximum Water-Cement Ratio |                   |                            |                   | Consistency Max. Slump          |                    | Cement Content |              |              |              |
|   |  | Air-Entrained Concrete     |                   | Non Air-Entrained Concrete |                   | Vibrated                        | Non-Vibrated       | Vibrated       |              | Non-Vibrated |              |
|   |  | Rounded Aggregate          | Angular Aggregate | Rounded Aggregate          | Angular Aggregate |                                 |                    | Min.           | Max.         | Min.         | Max.         |
| <i>Units</i>                                      | <i>psi</i>                                       |                            |                   |                            |                   | <i>inch</i>                     | <i>inch</i>        | <i>lb/cy</i>   | <i>lb/cy</i> | <i>lb/cy</i> | <i>lb/cy</i> |
| AA  | 4,500  | 0.381                      | 0.426             | -                          | -                 | 3.5                             | -                  | 639            | 715          | -            | -            |
| AA Slip Form                                      | 4,500  | 0.381                      | 0.426             | -                          | -                 | 1.5                             | -                  | 639            | 715          | -            | -            |
| Drilled Pier                                      | 4,500  | -                          | -                 | 0.450                      | 0.450             | -                               | 5-7 dry<br>7-9 wet | -              | -            | 640          | 800          |
| A   | 3,000  | 0.488                      | 0.532             | 0.550                      | 0.594             | 3.5                             | 4                  | 564            | -            | 602          | -            |
| B   | 2,500  | 0.488                      | 0.567             | 0.559                      | 0.630             | 2.5                             | 4                  | 508            | -            | 545          | -            |
| B Slip Formed                                     | 2,500  | 0.488                      | 0.567             | -                          | -                 | 1.5                             | -                  | 508            | -            | -            | -            |
| Sand Light-weight                                 | 4,500  | -                          | 0.420             | -                          | -                 | 4                               | -                  | 715            | -            | -            | -            |
| Latex Modified                                    | 3,000<br>7 day                                   | 0.400                      | 0.400             | -                          | -                 | 6                               | -                  | 658            | -            | -            | -            |
| Flowable Fill excavatable                         | 150 max. at 56 days                              | as needed                  | as needed         | as needed                  | as needed         | -                               | Flowable           | -              | -            | 40           | 100          |
| Flowable Fill non-excavatable                     | 125  | as needed                  | as needed         | as needed                  | as needed         | -                               | Flowable           | -              | -            | 100          | as needed    |
| Pavement  | 4,500 design, field<br>650 flexural, design only | 0.559                      | 0.559             | -                          | -                 | 1.5 slip form<br>3.0 hand place | -                  | 526            | -            | -            | -            |
| Precast   | See Table 1077-1                                 | as needed                  | as needed         | -                          | -                 | 6                               | as needed          | as needed      | as needed    | as needed    | as needed    |
| Prestress   | per contract                                     | See Table 1078-1           | See Table 1078-1  | -                          | -                 | 8                               | -                  | 564            | as needed    | -            | -            |

Page 10-23, Table 1005-1, AGGREGATE GRADATION-COARSE AGGREGATE, replace with the following:

| Std. Size #    | Percentage of Total by Weight Passing |        |        |        |        |        |        |       |       |      |       |                   |   | Remarks  |
|----------------|---------------------------------------|--------|--------|--------|--------|--------|--------|-------|-------|------|-------|-------------------|---|--|
|                | 2"                                    | 1 1/2" | 1"     | 3/4"   | 1/2"   | 3/8"   | #4     | #8    | #10   | #16  | #40   | #200              |   |  |
| 4              | 100                                   | 90-100 | 20-55  | 0-15   | -      | 0-5    | -      | -     | -     | -    | -     | -                 | A | Asphalt Plant Mix  |
| 467M           | 100                                   | 95-100 | -      | 35-70  | -      | 0-30   | 0-5    | -     | -     | -    | -     | -                 | A | Asphalt Plant Mix  |
| 5              | -                                     | 100    | 90-100 | 20-55  | 0-10   | 0-5    | -      | -     | -     | -    | -     | -                 | A | AST, Sediment Control Stone                                |
| 57             | -                                     | 100    | 95-100 | -      | 25-60  | -      | 0-10   | 0-5   | -     | -    | -     | -                 | A | AST, Str. Concrete, Shoulder Drain, Sediment Control Stone |
| 57M            | -                                     | 100    | 95-100 | -      | 25-45  | -      | 0-10   | 0-5   | -     | -    | -     | -                 | A | AST, Concrete Pavement                                     |
| 6M             | -                                     | -      | 100    | 90-100 | 20-55  | 0-20   | 0-8    | -     | -     | -    | -     | -                 | A | AST  |
| 67             | -                                     | -      | 100    | 90-100 | -      | 20-55  | 0-10   | 0-5   | -     | -    | -     | -                 | A | AST, Str. Concrete, Asphalt Plant Mix                      |
| 78M            | -                                     | -      | -      | 100    | 98-100 | 75-100 | 20-45  | 0-15  | -     | -    | -     | -                 | A | Asphalt Plant Mix, AST, Str. Conc, Weep Hole Drains        |
| 14M            | -                                     | -      | -      | -      | -      | 100    | 35-70  | 5-20  | -     | 0-8  | -     | -                 | A | Asphalt Plant Mix, AST, Weep Hole Drains, Str. Concrete    |
| 9              | -                                     | -      | -      | -      | -      | 100    | 85-100 | 10-40 | -     | 0-10 | -     | -                 | A | AST  |
| ABC            | -                                     | 100    | 75-97  | -      | 55-80  | -      | 35-55  | -     | 25-45 | -    | 14-30 | 4-12 <sup>B</sup> |   | Aggregate Base Course, Aggregate Stabilization             |
| ABC (M)        | -                                     | 100    | 75-100 | -      | 45-79  | -      | 20-40  | -     | 0-25  | -    | -     | 0-12 <sup>B</sup> |   | Maintenance Stabilization                                  |
| Light-C weight | -                                     | -      | -      | -      | 100    | 80-100 | 5-40   | 0-20  | -     | 0-10 | -     | 0-2.5             |   | AST  |

- A. See Subarticle 1005-4(A).
- B. See Subarticle 1005-4(B).
- C. For Lightweight Aggregate used in Structural Concrete, see Subarticle 1014-2(E)(6).

Page 10-46, Article 1024-1, PORTLAND CEMENT, line 33, add the following as the ninth paragraph:

Use Type IL blended cement that meets AASHTO M 240, except that the limestone content is limited to between 5 and 12% by weight and the constituents shall be interground. Class F fly ash can replace a portion of Type IL blended cement and shall be replaced as outlined in Subarticle 1000-4(I) for Portland cement. For mixes that contain cement with alkali content

between 0.6% and 1.0% and for mixes that contain a reactive aggregate documented by the Department, use a pozzolan in the amount shown in Table 1024-1.

**Page 10-65, Article 1050-1, GENERAL, line 41,** replace the first sentence with the following:

All fencing material and accessories shall meet Section 106.

**Page 10-73, Article 1056-1 DESCRIPTION, lines 7-8,** delete the first sentence of the second paragraph and replace with the following:

Use geotextile fabrics that are on the NCDOT Approved Products List.

**Page 10-73, Article 1056-2 HANDLING AND STORING, line 17,** replace “mechanically stabilized earth (MSE) wall faces” with “temporary wall faces”.

**Page 10-74, TABLE 1056-1 GEOTEXTILE REQUIREMENTS,** replace table with the following:

| <b>Property</b>                     | <b>Requirement (MARV<sup>A</sup>)</b>  |                                |                             |                                |   | <b>Test Method</b> |
|-------------------------------------|--|--------------------------------|-----------------------------|--------------------------------|---|--------------------|
|                                     | <b>Type 1</b>  | <b>Type 2</b>                  | <b>Type 3<sup>B</sup></b>   | <b>Type 4</b>                  | <b>Type 5<sup>C</sup></b>                               |                    |
| <i>Typical Application</i>          | <i>Shoulder Drains</i>   | <i>Under Rip Rap</i>           | <i>Temporary Silt Fence</i> | <i>Soil Stabilization</i>      | <i>Temporary Walls</i>                                  |                    |
| Elongation (MD & CD)                | ≥ 50%  | ≥ 50%                          | ≤ 25%                       | < 50%                          | < 50%   | ASTM D4632         |
| Grab Strength (MD & CD)             |  |                                | 100 lb                      |                                | -   | ASTM D4632         |
| Tear Strength (MD & CD)             | Table 1 <sup>D</sup> , Class 3   | Table 1 <sup>D</sup> , Class 1 | -                           | Table 1 <sup>D</sup> , Class 3 | -   | ASTM D4533         |
| Puncture Strength                   |  |                                | -                           |                                | -   | ASTM D6241         |
| Ultimate Tensile Strength (MD & CD) | -  | -                              | -                           | -                              | 2,400 lb/ft (unless required otherwise in the contract) | ASTM D4595         |
| Permittivity                        | Table 2 <sup>D</sup> , 15% to 50% <i>in Situ</i> Soil Passing No. 200 <sup>E</sup> |                                | Table 7 <sup>D</sup>        | Table 5 <sup>D</sup>           | 0.20 sec <sup>-1</sup>                                  | ASTM D4491         |
| Apparent Opening Size               |  |                                |                             |                                | No. 30 <sup>E</sup>                                     | ASTM D4751         |
| UV Stability (Retained Strength)    |  |                                |                             |                                | 70%   | ASTM D4355         |

- A. MARV does not apply to elongation
- B. Minimum roll width of 36" required
- C. Minimum roll width of 13 ft required
- D. AASHTO M 288
- E. US Sieve No. per AASHTO M 92

**Page 10-115, Subarticle 1074-7(B), Gray Iron Castings, lines 10-11**, replace with the first two sentences with the following:

Supply gray iron castings meeting all facets of AASHTO M 306 excluding proof load. Proof load testing will only be required for new casting designs during the design process, and conformance to M306 loading (40,000 lbs.) will be required only when noted on the design documents.

**Page 10-126, Table 1078-1, REQUIREMENTS FOR CONCRETE**, replace with the following:

| <b>TABLE 1078-1<br/>REQUIREMENTS FOR CONCRETE</b> |   |  |
|---|---|--|
| <b>Property</b>                                   | <b>28 Day Design<br/>Compressive<br/>Strength<br/>6,000 psi or less</b> | <b>28 Day Design<br/>Compressive<br/>Strength<br/>greater than<br/>6,000 psi</b> |
| Maximum Water/Cementitious Material Ratio         | 0.45  | 0.40   |
| Maximum Slump without HRWR                        | 3.5"  | 3.5"   |
| Maximum Slump with HRWR                           | 8"  | 8"   |
| Air Content (upon discharge into forms)           | 5 + 2%  | 5 + 2%   |

**Page 10-151, Article 1080-4 Inspection and Sampling, lines 18-22**, replace (B), (C) and (D) with the following:

- (B) At least 3 panels prepared as specified in 5.5.10 of AASHTO M 300, Bullet Hole Immersion Test.
- (C) At least 3 panels of 4"x6"x1/4" for the Elcometer Adhesion Pull Off Test, ASTM D4541.
- (D) A certified test report from an approved independent testing laboratory for the Salt Fog Resistance Test, Cyclic Weathering Resistance Test, and Bullet Hole Immersion Test as specified in AASHTO M 300.
- (E) A certified test report from an approved independent testing laboratory that the product has been tested for slip coefficient and meets AASHTO M253, Class B.

**Page 10-161, Subarticle 1081-1(A) Classifications, lines 29-33**, delete first 3 sentences of the description for Type 2 and replace with the following:

**Type 2** - A low-modulus, general-purpose adhesive used in epoxy mortar repairs. It may be used to patch spalled, cracked or broken concrete where vibration, shock or expansion and contraction are expected.

**Page 10-162, Subarticle 1081-1(A) Classifications, lines 4-7**, delete the second and third sentences of the description for Type 3A. **Lines 16-22**, delete Types 6A, 6B and 6C.

**Page 10-162, Subarticle 1081-1(B) Requirements, lines 26-30,** replace the second paragraph with the following:

For epoxy resin systems used for embedding dowel bars, threaded rods, rebar, anchor bolts and other fixtures in hardened concrete, the manufacturer shall submit test results showing that the bonding system will obtain 125% of the specified required yield strength of the fixture. Furnish certification that, for the particular bolt grade, diameter and embedment depth required, the anchor system will not fail by adhesive failure and that there is no movement of the anchor bolt. For certification and anchorage, use 3,000 psi as the minimum Portland cement concrete compressive strength used in this test. Use adhesives that meet Section 1081.

List the properties of the adhesive on the container and include density, minimum and maximum temperature application, setting time, shelf life, pot life, shear strength and compressive strength.

Page 10-163, Table 1081-1 Properties of Mixed Epoxy Resin Systems, replace table with the following:

| Property   | Type 1       | Type 2  | Type 3 | Type 3A      | Type 4A | Type 4B | Type 5 |
|--|--------------|---------|--------|--------------|---------|---------|--------|
| Viscosity-Poises at 77°F ± 2°F                           | Gel          | 10-30   | 25-75  | Gel          | 40-150  | 40-150  | 1-6    |
| Spindle No.  | -            | 3       | 4      | --           | 4       | 4       | 2      |
| Speed (RPM)  | -            | 20      | 20     | --           | 10      | 10      | 50     |
| Pot Life (Minutes)                                       | 20-50        | 30-60   | 20-50  | 5-50         | 40-80   | 40-80   | 20-60  |
| Minimum Tensile Strength at 7 days (psi)                 | 1,500        | 2,000   | 4,000  | 4,000        | 1,500   | 1,500   | 4,000  |
| Tensile Elongation at 7 days (%)                         | 30 min.      | 30 min. | 2-5    | 2-5          | 5-15    | 5-15    | 2-5    |
| Min. Compressive Strength of 2" mortar cubes at 24 hours | 3,000 (Neat) | 4,000-  | 6,000- | 6,000 (Neat) | 3,000   | 3,000   | 6,000  |
| Min. Compressive Strength of 2" mortar cubes at 7 days   | 5,000 (Neat) | -       | -      | -            | -       | 5,000   | -      |
| Maximum Water Absorption (%)                             | 1.5          | 1.0     | 1.0    | 1.5          | 1.0     | 1.0     | 1.0    |
| Min. Bond Strength Slant Shear Test at 14 days (psi)     | 1,500        | 1,500   | 2,000  | 2,000        | 1,500   | 1,500   | 1,500  |

Page 10-164, Subarticle 1081-1(E) Prequalification, lines 31-33, replace the second sentence of the first paragraph with the following:

Manufacturers choosing to supply material for Department jobs must submit an application through the Value Management Unit with the following information for each type and brand name:



**Page 10-164, Subarticle 1081-1(E)(3), line 37**, replace this subarticle with the following:

(3) Type of the material in accordance with Articles 1081-1 and 1081-4,

**Page 10-165, Subarticle 1081-1(E)(6), line 1**, in the first sentence of the first paragraph replace “AASHTO M 237” with “the specifications”.

**Page 10-165, Subarticle 1081-1(E) Prequalification, line 9-10**, delete the second sentence of the last paragraph.

**Page 10-165, Subarticle 1081-1(F) Acceptance, line 14**, in the first sentence of the first paragraph replace “Type 1” with “Type 3”.

**Page 10-169, Subarticle 1081-3(G) Anchor Bolt Adhesives**, delete this subarticle.

**Page 10-170, Article 1081-3 Hot Bitumen, line 9**, add the following at the end of Section 1081:

#### **1081-4 EPOXY RESIN ADHESIVE FOR BONDING TRAFFIC MARKINGS**

##### **(A) General**

This section covers epoxy resin adhesive for bonding traffic markers to pavement surfaces.

##### **(B) Classification**

The types of epoxies and their uses are as shown below:

**Type I** – Rapid Setting, High Viscosity, Epoxy Adhesive. This type of adhesive provides rapid adherence to traffic markers to the surface of pavement.

**Type II** – Standard Setting, High Viscosity, Epoxy Adhesive. This type of adhesive is recommended for adherence of traffic markers to pavement surfaces when rapid set is not required.

**Type III** – Rapid Setting, Low Viscosity, Water Resistant, Epoxy Adhesive. This type of rapid setting adhesive, due to its low viscosity, is appropriate only for use with embedded traffic markers.

**Type IV** – Standard Set Epoxy for Blade Deflecting-Type Plowable Markers.

##### **(C) Requirements**

Epoxies shall conform to the requirements set forth in AASHTO M 237.

##### **(D) Prequalification**

Refer to Subarticle 1081-1(E).

**(E) Acceptance**

Refer to Subarticle 1081-1(F).

**Page 10-173, Article 1084-2 STEEL SHEET PILES, lines 37-38,** replace first paragraph with the following:

Steel sheet piles detailed for permanent applications shall be hot rolled and meet ASTM A572 or ASTM A690 unless otherwise required by the plans. Steel sheet piles shall be coated as required by the plans. Galvanized sheet piles shall be coated in accordance with Section 1076.

Metallized sheet piles shall be metallized in accordance to the Project Special Provision "Thermal Sprayed Coatings (Metallization)" with an 8 mil, 99.9% aluminum alloy coating and a 0.5 mil seal coating. Any portion of the metallized sheet piling encased in concrete shall receive a barrier coat. The barrier coat shall be an approved waterborne coating with a low-viscosity which readily absorbs into the pores of the aluminum thermal sprayed coating.

The waterborne coating shall be applied at a spreading rate that results in a theoretical 1.5 mil dry film thickness. The manufacturer shall issue a letter of certification that the resin chemistry of the waterborne coating is compatible with the 99.9% aluminum thermal sprayed alloy and suitable for tidal water applications.

**Page 10-174, Subarticle 1086-1(B)(1) Epoxy, lines 18-24,** replace this subarticle with the following:

The epoxy shall meet Article 1081-4.

The 2 types of epoxy adhesive which may be used are Type I, Rapid Setting, and Type II, Standard Setting. Use Type II when the pavement temperature is above 60°F or per the manufacturer's recommendations whichever is more stringent. Use Type I when the pavement temperature is between 50°F and 60°F or per the manufacturer's recommendations whichever is more stringent. Epoxy adhesive Type I, Cold Set, may be used to attach temporary pavement markers to the pavement surface when the pavement temperature is between 32°F and 50°F or per the manufacturer's recommendations whichever is more stringent.

**Page 10-175, Subarticle 1086-2(E) Epoxy Adhesives, line 27,** replace "Section 1081" with "Article 1081-4".

**Page 10-177, Subarticle 1086-3(E) Epoxy Adhesives, line 22,** replace "Section 1081" with "Article 1081-4".

**Page 10-179, Subarticle 1087-4(A) Composition, lines 39-41,** replace the third paragraph with the following:

All intermixed and drop-on glass beads shall not contain more than 75 ppm arsenic or 200 ppm lead.

**Page 10-180, Subarticle 1087-4(B) Physical Characteristics, line 8,** replace the second paragraph with the following:

All intermixed and drop-on glass beads shall comply with NCGS § 136-30.2 and 23 USC § 109(r).

**Page 10-181, Subarticle 1087-7(A) Intermixed and Drop-on Glass Beads, line 24,** add the following after the first paragraph:

Use X-ray Fluorescence for the normal sampling procedure for intermixed and drop-on beads, without crushing, to check for any levels of arsenic and lead. If any arsenic or lead is detected, the sample shall be crushed and repeat the test using X-ray Fluorescence. If the X-ray Fluorescence test shows more than a LOD of 5 ppm, test the beads using United States Environmental Protection Agency Method 6010B, 6010C or 3052 for no more than 75 ppm arsenic or 200 ppm lead.

**Page 10-204, Subarticle 1092-2(A) Performance and Test Requirements, replace Table 1092-3 Minimum Coefficient of Retroreflection for NC Grade A with the following:**

| <b>Observation Angle, degrees</b> | <b>Entrance Angle, degrees</b> | <b>White</b> | <b>Yellow</b> | <b>Green</b> | <b>Red</b> | <b>Blue</b> | <b>Fluorescent Yellow Green</b> | <b>Fluorescent Yellow</b> |
|-----------------------------------|--------------------------------|--------------|---------------|--------------|------------|-------------|---------------------------------|---------------------------|
| 0.2                               | -4.0                           | 525          | 395           | 52           | 95         | 30          | 420                             | 315                       |
| 0.2                               | 30.0                           | 215          | 162           | 22           | 43         | 10          | 170                             | 130                       |
| 0.5                               | -4.0                           | 310          | 230           | 31           | 56         | 18          | 245                             | 185                       |
| 0.5                               | 30.0                           | 135          | 100           | 14           | 27         | 6           | 110                             | 81                        |
| 1.0                               | -4.0                           | <b>120</b>   | 60            | 8            | 16         | 3.6         | 64                              | 48                        |
| 1.0                               | 30.0                           | 45           | 34            | 4.5          | 9          | 2           | 36                              | 27                        |

**TRUCK MOUNTED CHANGEABLE MESSAGE SIGNS:**

(8-21-12)

1101.02

SP11 R10

Revise the *2012 Roadway Standard Drawings* as follows:

**Drawing No. 1101.02, Sheet 12, TEMPORARY LANE CLOSURES,** replace General Note #11 with the following:

11- TRUCK MOUNTED CHANGEABLE MESSAGE SIGNS (TMCMS) USED ON SHADOW VEHICLES FOR "IN LANE" ACTIVITIES SHALL BE A MINIMUM OF 43" X 73". THE DISPLAY PANEL SHALL HAVE FULL MATRIX CAPABILITY WITH THE CAPABILITY TO PROVIDE 2 MESSAGE LINES WITH 7 CHARACTERS PER LINE WITH A MINIMUM CHARACTER HEIGHT OF 18". FOR ADDITIONAL MESSAGING, CONTACT THE WORK ZONE TRAFFIC CONTROL SECTION.

12- TMCMS USED FOR ADVANCED WARNING ON VEHICLES LOCATED ON THE SHOULDER MAY BE SMALLER THAN 43" X 73". THE DISPLAY PANEL SHALL HAVE THE CAPABILITY TO PROVIDE 2 MESSAGE LINES WITH 7 CHARACTERS PER LINE WITH A MINIMUM CHARACTER HEIGHT OF 18". FOR ADDITIONAL MESSAGING, CONTACT THE WORK ZONE TRAFFIC CONTROL SECTION.


**Drawing No. 1101.02, Sheet 13, TEMPORARY LANE CLOSURES**, replace General Note #12 with the following:

12- TRUCK MOUNTED CHANGEABLE MESSAGE SIGNS (TMCMS) USED ON SHADOW VEHICLES FOR "IN LANE" ACTIVITIES SHALL BE A MINIMUM OF 43" X 73". THE DISPLAY PANEL SHALL HAVE FULL MATRIX CAPABILITY WITH THE CAPABILITY TO PROVIDE 2 MESSAGE LINES WITH 7 CHARACTERS PER LINE WITH A MINIMUM CHARACTER HEIGHT OF 18". FOR ADDITIONAL MESSAGING, CONTACT THE WORK ZONE TRAFFIC CONTROL SECTION.

13- TMCMS USED FOR ADVANCED WARNING ON VEHICLES LOCATED ON THE SHOULDER MAY BE SMALLER THAN 43" X 73". THE DISPLAY PANEL SHALL HAVE THE CAPABILITY TO PROVIDE 2 MESSAGE LINES WITH 7 CHARACTERS PER LINE WITH A MINIMUM CHARACTER HEIGHT OF 18". FOR ADDITIONAL MESSAGING, CONTACT THE WORK ZONE TRAFFIC CONTROL SECTION.

**Project Special Provisions  
Structures  
Table of Contents**

| <b>Special Provision</b>                    |            | <b>Page</b> |
|---|------------|-------------|
| Scope of Work                               |            | 1           |
| Concrete Repairs                            | (12-05-12) | 2           |
| Shotcrete Repairs                           | (12-05-12) | 5           |
| Epoxy Resin Injection                       | (12-05-12) | 9           |
| Overlay Surface Preparation                 | (12-18-12) | 13          |
| Hydrodemolition Water                       | (06-17-08) | 19          |
| Managing Bridge Wash Water                  | (SPECIAL)  | 20          |
| Latex Modified Concrete Overlay             | (08-09-13) | 20          |
| Bridge Joint Demolition                     | (SPECIAL)  | 24          |
| Foam Joint Seals                            | (09-27-12) | 25          |
| Elastomeric Concrete                        | (09-27-12) | 28          |
| Epoxy Coating and Debris Removal            | (SPECIAL)  | 30          |
| Grout for Structures                        | (09-30-11) | 31          |
| Falsework and Formwork                      | (04-05-12) | 33          |
| Submittal of Working Drawings               | (08-09-13) | 39          |
| Crane Safety                                | (08-15-05) | 45          |
| Asphalt Concrete Surface Course, Type S9.5B | (SPECIAL)  | 46          |
| Law Enforcement                             | (02-06-13) | 46          |
| <i>Remove And Replace Backwalls</i>         |            | <i>47</i>   |

PROJECT SPECIAL PROVISIONSSCOPE OF WORK

This work shall consist of furnishing all labor, equipment, and materials to rehabilitate elements of existing bridge structures and overlay existing bridge decks with latex modified concrete as directed in the plans. Work includes: existing deck surface preparation by removing deteriorated concrete using hydro-demolition methods and overlaying with latex modified concrete overlay, milling of roadway approaches, disposal of waste material, existing joint demolition and installing foam joint seals, grooving bridge deck, substructure repairs using formed and poured concrete, shotcrete and epoxy injection, asphalt paving of approach shoulders, pavement markings, portable lighting, seeding and mulching all grassed areas disturbed; and all incidental items necessary to complete the project as specified and shown on the plans. No separate payment will be made for portable lighting as the cost of such is incidental to the work being performed.

**Access for repairs to all bridge elements of Bridges 55 & 56 must be staged from the bridge superstructure and not from the ground or waterway. Note that jurisdictional resources (wetlands, stream and regulated riparian buffer) are present at these bridges. Impacts to these resources are not allowed from any activity associated with work at Bridge Nos. 55 & 56.**

**No discharge of water, concrete debris, slurry, or any repair material is allowed to enter the watercourse. The contractor shall collect, contain and remove all debris resulting from repair activities. A detailed plan for collection, containment and disposal of debris as well as staging of equipment, including drawings and narratives must be provided to and approved by the Assistant State Structures Engineer-Operations and the NCDOT Division 5 Environmental Supervisor. The submittal shall be made at least 30 days prior to the occurrence of any activity at Bridge No. 55 and 56.**

Work will be performed on existing bridges at the following locations:

- 1.) Granville County Bridge #51 - I-85 NBL over SR 1132 (Sanders Road) (Bridge Rehabilitation (Substructure Repairs and Deck Preservation with Latex Modified Concrete Deck Overlay)
- 2.) Granville County Bridge #52 - I-85 SBL over SR 1132 (Sanders Road) (Bridge Rehabilitation (Substructure Repairs and Deck Preservation with Latex Modified Concrete Deck Overlay)
- 3.) Granville County Bridge #55 - I-85 NBL over Tar River (Bridge Rehabilitation (Substructure Repairs and Deck Preservation with Latex Modified Concrete Deck Overlay)

- 4.) Granville County Bridge #56 – I-85 SBL over Tar River (Bridge Rehabilitation (Substructure Repairs and Deck Preservation with Latex Modified Concrete Deck Overlay)
- 5.) Granville County Bridge #60 – I-85 NBL over US 15 (Bridge Rehabilitation (Substructure Repairs and Deck Preservation with Latex Modified Concrete Deck Overlay)
- 6.) Granville County Bridge #61 – I-85 SBL over US 15 (Bridge Rehabilitation (Substructure Repairs and Deck Preservation with Latex Modified Concrete Deck Overlay)

Contractor shall provide all necessary access; provide all traffic control; provide all staging areas, portable lighting, material storage, waste disposal, provide environmental controls to limit loss of materials from collection of hydro-demolition water, sawing equipment, and chipping equipment; and all else necessary to complete the work.

The contractor shall be responsible for fulfilling all requirements of the NCDOT Standard Specifications for Roads and Structures dated January 2012, except as otherwise specified herein.

## **CONCRETE REPAIRS**

(12-5-12)

### **DESCRIPTION**

Work includes removal of concrete in spalled, delaminated and/or cracked areas of the existing caps and columns in reasonably close conformity with the lines, depth, and details shown on the plans, described herein and as established by the Engineer. This work also includes straightening, cleaning, and replacement of reinforcing steel, doweling new reinforcing steel, removing all loose materials, removing and disposing of debris, formwork, applying repair material, and protecting adjacent areas of the bridge and environment from material leakage. The repair material shall be one of the below described materials unless otherwise noted in the plans or provisions.

The location and extent of repairs shown on the plans described herein are general in nature. The Engineer determines the extent of removal in the field based on an evaluation of the condition of the exposed surfaces. The Contractor shall coordinate removal operations with the Engineer. No more than 30% of a round or square column or 30% of the bearing area under a beam shall be removed without a temporary support system and approval from the Engineer.

Repair, to the Engineer's satisfaction, any portion of the structure that is damaged from construction operations. No extra payment is provided for these repairs.

**REPAIR MATERIAL OPTIONS****Polymer Modified Concrete Repair Material**

Repair material shall be polymer modified cement mortar for vertical or overhead applications and shall be suitable for applications in marine environments. Material shall be approved for use by NCDOT. Submit repair material to the Engineer for review and approval prior to beginning the work. Color of repair material shall be concrete gray.

Prior to the application of repair mortar, square up edges in repair areas, thoroughly clean surfaces to be repaired and remove all loose materials. Remove grease, wax, salt, and oil contaminants by scrubbing with an industrial grade detergent or degreasing compound followed by a mechanical cleaning. Remove weak or deteriorated concrete to sound concrete by bush hammering, gritblasting, scarifying, waterblasting, or other approved methods. Remove dirt, dust, laitance and curing compounds by gritblasting, sanding, or etching with 15% hydrochloric acid. Acid etch only if approved by the Engineer. Follow acid etching by scrubbing and flushing with copious amounts of clean water. Check the cleaning using moist pH paper. Water cleaning is complete when the paper reads 10 or higher.

Follow all mechanical cleaning with vacuum cleaning.

When surface preparation is completed, mix and apply repair mortar in accordance with manufacturer's recommendations. Use aggregate that is washed, kiln-dried, and bagged. Apply bonding agent to all repair areas immediately prior to placing repair mortar. Repair areas shall be formed unless otherwise approved by the Engineer. Form areas to establish the original neat lines of the member being repaired.

Apply repair mortar to damp surfaces only when approved. In such instances, remove all free water by air-blasting. After applying the repair mortar, remove excessive material and provide a smooth, flush surface.

**Class A Concrete Repair Material**

Repair material shall be Class A Portland Cement Concrete as described in Section 1000 of the Standard Specifications.

Prior to the application of Class A concrete, square up edges in repair areas, thoroughly clean surfaces to be repaired and remove all loose materials. Remove grease, wax, salt, and oil contaminants by scrubbing with an industrial grade detergent or degreasing compound followed by a mechanical cleaning. Remove weak or deteriorated concrete to sound concrete by bush hammering, gritblasting, scarifying, waterblasting, or other approved methods. Remove dirt, dust, laitance and curing compounds by gritblasting, sanding, or etching with 15% hydrochloric acid. Acid etch only if approved by the Engineer. Follow acid etching by scrubbing and flushing with copious amounts of clean water. Check the cleaning using moist pH paper. Water cleaning is complete when the paper reads 10 or higher.

Follow all mechanical cleaning with vacuum cleaning.



Upon completion of surface preparation, mix and apply concrete in accordance with Standard Specifications and/or manufacturer's recommendations. Use aggregate that is washed, kiln-dried, and bagged. Apply bonding agent to all repair areas immediately prior to placing repair mortar. Repair areas shall be formed unless otherwise approved by the Engineer. Form areas to establish the original neat lines of the member being repaired.

Apply concrete to damp surfaces only when approved. In such instances, remove all free water by air-blasting. After applying the repair mortar, remove excessive material and provide a smooth, flush surface.

#### **TEMPORARY WORK PLATFORM**

Prior to beginning any repair work, provide details for a sufficiently sized temporary work platform at each repair location. Design steel members to meet the requirements of the American Institute of Steel Construction Manual. Design timber members in accordance with the "National Design Specification for Stress-Grade Lumber and Its Fastenings" of the National Forest Products Association. Submit the platform design and plans for review and approval. The design and plans shall be sealed and signed by a North Carolina registered Professional Engineer. Do not install the platform until the design and plans are approved. Drilling holes in the superstructure for the purpose of attaching the platform is prohibited. Upon completion of work, remove all anchorages in the substructure and repair the substructure at no additional cost to the Department.

#### **MEASUREMENT AND PAYMENT**

Concrete Repairs will be measured and paid for at the contract unit price bid per cubic foot and will be full compensation for removal, containment and disposal off-site of unsound concrete including the cost of materials, reinforcing steel, labor, tools, equipment and incidentals necessary to complete the repair work. Depth will be measured from the original outside concrete face. The Contractor and Engineer will measure quantities after removal of unsound concrete and before application of repair material. Payment will also include the cost of sandblasting, surface cleaning and preparation, cleaning of reinforcing steel, placement of new reinforcing steel, cost of temporary work platform, testing of the soundness of the exposed concrete surface, furnishing and installation of repair mortar material, curing and sampling of concrete, and protection/cleaning of adjacent areas from splatter or leakage.

Reinforcing Steel that is required for the repairs will be in accordance with Section 425 of the Standard Specifications.

Payment will be made under:

| <b>Pay Item</b>  | <b>Pay Unit</b> |
|------------------|-----------------|
| Concrete Repairs | Cubic Feet      |

**SHOTCRETE REPAIRS**

**(12-5-12)**

**GENERAL**

The work covered by this Special Provision consists of removing deteriorated concrete from the structure in accordance with the limits, depth and details shown on the plans, described herein and as established by the Engineer. This work also includes removing and disposing all loose debris, cleaning and repairing reinforcing steel and applying shotcrete.

The location and extent of repairs shown on the plans are general in nature. The Engineer shall determine the extent of removal in the field based on an evaluation of the condition of the exposed surfaces.

Any portion of the structure that is damaged from construction operations shall be repaired to the Engineer's satisfaction, at no extra cost to the Department.

**MATERIAL REQUIREMENTS**

Use prepackaged shotcrete conforming to the requirements of ASTM C1480, the applicable sections of the Standard Specifications and the following:

| Test Description                                      | Test Method | Age (Days) | Specified Requirements |
|---|-------------|------------|------------------------|
| Silica Fume (%)                                       | ASTM C1240  | -          | 10 (Max.)              |
| Water/Cementitious Materials Ratio                    | -           | -          | 0.40 (Max.)            |
| Air Content - As Shot (%)                             | ASTM C231   | -          | 4 ± 1                  |
| Slump - As Shot (Range in inches)                     | ASTM C143   | -          | 2 - 3                  |
| Minimum Compressive Strength (psi)                    | ASTM C39    | 7<br>28    | 3,000<br>5,000         |
| Minimum Bond Pull-off Strength (psi)                  | ASTM C1583  | 28         | 145                    |
| Rapid Chloride Permeability Tests (range in coulombs) | ASTM C1202  | -          | 100 - 1000             |

es are not allowed unless approved by the Engineer. Store shotcrete in an environment where temperatures remain above 40°F and less than 95°F

All equipment must operate in accordance with the manufacturer's specifications and material must be placed within the recommended time.

**QUALITY CONTROL****A. Qualification of Shotcrete Contractor**

The shotcrete Contractor shall provide proof of experience by submitting a description of jobs similar in size and character that have been completed within the last 5 years. The name, address and telephone number of references for the submitted projects shall also be furnished. Failure to provide appropriate documentation will result in the rejection of the proposed shotcrete contractor.

**B. Qualification of Nozzleman**

The shotcrete Contractor's nozzleman shall be certified by the American Concrete Institute (ACI). Submit proof of certification to the Engineer prior to beginning repair work. The nozzleman shall maintain certification at all times while work is being performed for the Department. Failure to provide and maintain certification will result in the rejection of the proposed nozzleman.

**TEMPORARY WORK PLATFORM**

Prior to beginning any repair work, provide details for a sufficiently sized temporary work platform at each repair location. Design steel members to meet the requirements of the American Institute of Steel Construction Manual. Design timber members in accordance with the "National Design Specification for Stress-Grade Lumber and Its Fastenings" of the National Forest Products Association. Submit the platform design and plans for review and approval. The design and plans shall be sealed and signed by a North Carolina registered Professional Engineer. Do not install the platform until the design and plans are approved. Drilling holes in the superstructure for the purpose of attaching the platform is prohibited. Upon completion of work, remove all anchorages in the substructure and repair the substructure at no additional cost to the Department.

**SURFACE PREPARATION**

Prior to starting the repair operation, delineate all surfaces and areas assumed to be deteriorated by visually examining and sounding the concrete surface with a hammer or other approved method. The Engineer is the sole judge in determining the limits of deterioration.

Prior to removal, introduce a shallow saw cut approximately 1/2" in depth around the repair area at right angles to the concrete surface. Remove all deteriorated concrete 1 inch below the reinforcing steel with a 17 lb (maximum) pneumatic hammer with points that do not exceed the width of the shank or with hand picks or chisels as directed by the Engineer. Do not cut or remove the existing reinforcing steel. Unless specifically directed by the Engineer, do not remove concrete deeper than 1 inch below the reinforcing steel.

Abrasive blast all exposed concrete surfaces and existing reinforcing steel in repair areas to remove all debris, loose concrete, loose mortar, rust, scale, etc. Use a wire brush to clean all exposed reinforcing steel. After sandblasting examine the reinforcing steel to ensure at least 90% of the original diameter remains. If there is more than 10% reduction in the

rebar diameter, splice in and securely tie supplemental reinforcing bars as directed by the Engineer.

Provide welded stainless wire fabric at each repair area larger than one square foot if the depth of the repair exceeds 2 inches from the "As Built" outside face. Provide a minimum 4" x 4" - 12 gage stainless welded wire fabric unless otherwise shown on the plans. Rigidly secure the welded wire fabric to existing steel or to 3/16" diameter stainless hook fasteners adequately spaced to prevent sagging. Encase the welded wire fabric in shotcrete a minimum depth of 1½ inches.

The contractor has the option to use synthetic fiber reinforcement as an alternate to welded wire fabric if attaching welded wire fabric is impractical or if approved by the Engineer. Welded wire fabric and synthetic fiber reinforcement shall not be used in the same repair area.

Thoroughly clean the repair area of all dirt, grease, oil or foreign matter, and remove all loose or weakened material before applying shotcrete. Saturate the repair area with clean water the day before applying shotcrete. Bring the wetted surface to a saturated surface dry (SSD) condition prior to applying shotcrete and maintain this condition until the application begins. Use a blowpipe to facilitate removal of free surface water. Only oil-free compressed air is to be used in the blowpipe.

The time between removal of deteriorated concrete and applying shotcrete shall not exceed 5 days. If the time allowance exceeds 5 days, prepare the surface at the direction of the Engineer before applying shotcrete.

#### **APPLICATION AND SURFACE FINISH**

Apply shotcrete only when the surface temperature of the repair area is greater than 40°F and less than 95°F. Do not apply shotcrete to frosted surfaces. Maintain shotcrete at a minimum temperature of 40°F for 3 days after placement.

Apply shotcrete in layers. The properties of the applied shotcrete determine the proper thickness of each layer or lift.

The nozzleman should hold the nozzle 3 to 4 feet from the surface being covered in a position that ensures the shotcrete strikes at right angles to the surface being covered without excessive impact. The nozzleman shall maintain the water amount at a practicable minimum, so the mix properly adheres to the repair area. Water content should not become high enough to cause the mix to sag or fall from vertical or inclined surfaces, or to separate in horizontal layers.

Use shooting wires or guide strips that do not entrap rebound sand. Use guide wires to provide a positive means of checking the total thickness of the shotcrete applied. Remove the guide wires prior to the final finish coat.

To avoid leaving sand pockets in the shotcrete, blow or rake off sand that rebounds and does not fall clear of the work, or which collects in pockets in the work. Do not reuse rebound material in the work.

If a work stoppage longer than 2 hours takes place on any shotcrete layer prior to the time it has been built up to required thickness, saturate the area with clean water and use a blowpipe as outlined previously, prior to continuing with the remaining shotcrete course. Do not apply shotcrete to a dry surface.

Finish all repaired areas, including chamfered edges, as close as practicable to their original "As Built" dimensions and configuration. Provide a minimum 2" of cover for reinforcing steel exposed during repair. Slightly build up and trim shotcrete to the final surface by cutting with the leading edge of a sharp trowel. Use a rubber float to correct any imperfections. Limit work on the finished surface to correcting imperfections caused by trowel cutting.

Immediately after bringing shotcrete surfaces to final thickness, thoroughly check for sags, bridging, and other deficiencies. Repair any imperfections at the direction of the Engineer.

Prevent finished shotcrete from drying out by maintaining 95% relative humidity at the repair and surrounding areas by fogging, moist curing or other approved means for seven days.

#### **MATERIAL TESTING & ACCEPTANCE**

Each day shotcreting takes place, the nozzleman shall shoot one 18" x 18" x 3" test panel in the same position as the repair work that is being done to demonstrate the shotcrete is being applied properly. Store, handle and cure the test panel in the same manner as the repaired substructure.

Approximately 72 hours after completing the final shotcrete placement, thoroughly test the surface with a hammer. At this time, the repair area should have sufficient strength for all sound sections to ring sharply. Remove and replace any unsound portions prior to the final inspection of the work. No additional compensation will be provided for removal and replacement of unsound shotcrete.

After 7 days, core three 3" diameter samples from each test panel and from the repaired structure as directed by the Engineer. Any cores taken from the structure shall penetrate into the existing structure concrete at least 2 inches. Cores shall be inspected for delamination, sand pockets, tested for bond strength and compressive strength. If a core taken from a repaired structure unit indicates unsatisfactory application or performance of the shotcrete, take additional cores from the applicable structure unit(s) for additional evaluation and testing as directed by the Engineer. Any repair work failing to meet the requirements of this provision will be rejected and the Contractor shall implement a remediation plan to correct the deficiency at no additional cost to the Department. No extra payment will be provided for drilling extra cores. Patch all core holes in repaired structure units to the satisfaction of the Engineer. All material testing, core testing and sampling will be done by the Materials and Tests Unit of North Carolina Department of Transportation.

#### **MEASUREMENT AND PAYMENT**

Shotcrete Repairs will be measured and paid for at the contract unit price bid per cubic foot and will be full compensation for removal, containment and disposal off-site of unsound

concrete including the cost of materials, labor, tools, equipment and incidentals necessary to complete the repair work. Depth will be measured from the original outside concrete face. The Contractor and Engineer will measure quantities after removal of unsound concrete and before application of repair material. Payment will also include the cost of sandblasting, surface cleaning and preparation, cleaning of reinforcing steel, placement of new steel, cost of temporary work platform, testing for soundness, curing of shotcrete and taking core samples from the test panels and substructure units.

Payment will be made under:

| <b>Pay Item</b>   | <b>Pay Unit</b> |
|-------------------|-----------------|
| Shotcrete Repairs | Cubic Feet      |

### **EPOXY RESIN INJECTION**

(12-5-12)

#### **1.0 GENERAL**

For repairing cracks, an approved applicator is required to perform the epoxy resin injection. Make certain the supervisor and the workmen have completed an instruction program in the methods of restoring concrete structures utilizing the epoxy injection process and have a record of satisfactory performance on similar projects.

The applicator furnishes all materials, tools, equipment, appliances, labor and supervision required when repairing cracks with the injection of an epoxy resin adhesive.

#### **3.0 SCOPE OF WORK**

Using Epoxy Resin Injection, repair all cracks 10 mils (250  $\mu\text{m}$ ) wide or greater in the interior bent columns, caps, beam seats and in the ends bents. Repair the column cracks as indicated on the plans.

Repair any crack, void, honeycomb or spall area unsuitable for repair by injection with epoxy mortar.

#### **3.0 COOPERATION**

Cooperate and coordinate with the Technical Representative of the epoxy resin manufacturer for satisfactory performance of the work.

Have the Technical Representative present when the job begins and until the Engineer is assured that his service is no longer needed.

The expense of having this representative on the job is the Contractor's responsibility and no direct payment will be made for this expense.

**4.0 TESTING**

The North Carolina Department of Transportation Materials and Tests Unit will obtain cores from the repaired concrete for testing. If the failure plane is located at the repaired crack, a minimum compressive strength of 3000 psi is required of these cores.

**5.0 MATERIAL PROPERTIES**

Provide a two-component structural epoxy adhesive for injection into cracks or other voids. Provide modified epoxy resin (Component "A") that conforms to the following requirements:

|                           | Test Method                           | Specification Requirements |
|---------------------------|---------------------------------------|----------------------------|
| Viscosity @ 40 ± 3°F, cps | Brookfield RVT Spindle No. 4 @ 20 rpm | 6000 - 8000                |
| Viscosity @ 77 ± 3°F, cps | Brookfield RVT Spindle No. 2 @ 20 rpm | 400 - 700                  |
| Epoxide Equivalent Weight | ASTM D1652                            | 152 - 168                  |
| Ash Content, %            | ASTM D482                             | 1 max.                     |

Provide the amine curing agent (Component "B") used with the epoxy resin that meets the following requirements:

|  | Test Method                           | Specification Requirements |
|--|---------------------------------------|----------------------------|
| Viscosity @ 40 ± 3°F, cps                                | Brookfield RVT Spindle No. 2 @ 20 rpm | 700 - 1400                 |
| Viscosity @ 77 ± 3°F, cps                                | Brookfield RVT Spindle No. 2 @ 20 rpm | 105 - 240                  |
| Amine Value, mg KOH/g                                    | ASTM D664*                            | 490 - 560                  |
| Ash Content, %   | ASTM D482                             | 1 max.                     |
| * Method modified to use perchloric acid in acetic acid. |                                       |                            |

Certify that the Uncured Adhesive, when mixed in the mix ratio that the material supplier specifies, has the following properties:

Pot Life (60 gram mass)

@ 77 ± 3°F - 15 minutes minimum

@ 100 ± 3°F - 5 minutes minimum

Certify that the Adhesive, when cured for 7 days at 77 ± 3°F unless otherwise specified, has the following properties:

| Test Method | Specification Requirements |
|-------------|----------------------------|
|-------------|----------------------------|

|  |             |   |
|--|-------------|---|
| Ultimate Tensile Strength  | ASTM D638   | 7000 psi (min.)   |
| Tensile Elongation at Break  | ASTM D638   | 4% max.   |
| Flexural Strength  | ASTM D790   | 10,000 psi (min.)   |
| Flexural Modulus   | ASTM D790   | 3.5 x 10 <sup>5</sup> psi   |
| Compressive Yield Strength   | ASTM D695   | 11,000 psi (min.)   |
| Compressive Modulus  | ASTM D695   | 2.0 - 3.5 x 10 <sup>5</sup> psi   |
| Heat Deflection Temperature<br>Cured 28 days @ 77 ± 3°F  | ASTM D648*  | 125°F min.<br>135°F min.  |
| Slant Shear Strength,<br>5000 psi (34.5 MPa)<br>compressive strength<br>concrete<br><br>Cured 3 days @ 40°F<br>wet concrete<br><br>Cured 7 days @ 40°F<br>wet concrete<br><br>Cured 1 day @ 77°F<br>dry concrete | AASHTO T237 | <br><br><br>3500 psi (min.)<br><br>4000 psi (min.)<br><br>5000 psi (min.) |
| * Cure test specimens so that the peak exothermic temperature of the adhesive does not exceed 77°F.  |             |   |

Use an epoxy bonding agent, as specified for epoxy mortar, as the surface seal (used to confine the epoxy resin during injection).

## 6.0 EQUIPMENT FOR INJECTION

Use portable positive displacement type pumps with interlock to provide positive ratio control of exact proportions of the two components at the nozzle to meter and mix the two injection adhesive components and inject the mixed adhesive into the crack. Use electric or air powered pumps that provide in-line metering and mixing.

Use injection equipment with automatic pressure control capable of discharging the mixed adhesive at any pre-set pressure up to 200 ± 5 psi and equipped with a manual pressure control override.

Use equipment capable of maintaining the volume ratio for the injection adhesive as prescribed by the manufacturer. A tolerance of ± 5% by volume at any discharge pressure up to 200 psi is permitted.

Provide injection equipment with sensors on both the Component A and B reservoirs that automatically stop the machine when only one component is being pumped to the mixing head.



## 7.0 PREPARATION

Follow these steps prior to injecting the epoxy resin:

- Remove all dirt, dust, grease, oil, efflorescence and other foreign matter detrimental to the bond of the epoxy injection surface seal system from the surfaces adjacent to the cracks or other areas of application. Acids and corrosives are not permitted.
- Provide entry ports along the crack at intervals not less than the thickness of the concrete at that location.
- Apply surface seal material to the face of the crack between the entry ports. For through cracks, apply surface seal to both faces.
- Allow enough time for the surface seal material to gain adequate strength before proceeding with the injection.

## 8.0 EPOXY INJECTION

Begin epoxy adhesive injection in vertical cracks at the lower entry port and continue until the epoxy adhesive appears at the next higher entry port adjacent to the entry port being pumped.

Begin epoxy adhesive injection in horizontal cracks at one end of the crack and continue as long as the injection equipment meter indicates adhesive is being dispensed or until adhesive shows at the next entry port.

When epoxy adhesive appears at the next adjacent port, stop the current injection and transfer the epoxy injection to the next adjacent port where epoxy adhesive appeared.

Perform epoxy adhesive injection continuously until cracks are completely filled.

If port to port travel of epoxy adhesive is not indicated, immediately stop the work and notify the Engineer.

## 9.0 FINISHING

When cracks are completely filled, allow the epoxy adhesive to cure for sufficient time to allow the removal of the surface seal without any draining or runback of epoxy material from the cracks.

Remove the surface seal material and injection adhesive runs or spills from concrete surfaces.

Finish the face of the crack flush to the adjacent concrete, removing any indentations or protrusions caused by the placement of entry ports.

## 10.0 BASIS OF PAYMENT

Payment for epoxy resin injection will be at the contract unit price per linear foot for "Epoxy Resin Injection". Such payment will be full compensation for all materials, tools, equipment, labor, and for all incidentals necessary to complete the work.

### OVERLAY SURFACE PREPARATION

(12-18-12)

#### DESCRIPTION

This provision addresses the surface preparation activities required prior to the placement of latex modified concrete. Unless specifically mentioned below, all requirements specified for the bridge deck are also required for the approach slabs.

#### DEFINITIONS

Scarification shall consist of the removal of any asphalt wearing surface and concrete surface to a uniform depth within ½" of the plan overlay thickness to the limits shown on the plans.

Hydro-demolition shall consist of the removal of the deck surface by means of high pressure water blasting which will remove concrete, oil, dirt, concrete laitance and rust from the exposed reinforcing bars by direct impact, pressurization of micro and macro cracks and cavitation produced by jet instability.

#### MANAGING HYDRO-DEMOLITION WATER

Prior to beginning work, submit for approval a Hydro-demolition Management Plan. This plan shall describe the collection, treatment, and disposal of run-off water generated by the scarification and hydro-demolition processes. Prepare the plan in accordance to the NCDOT Guidelines for Managing Hydro-demolition Water (a copy of which is included in the Appendix). The contractor shall comply with applicable regulation concerning such water disposal.

#### EQUIPMENT

Use the following surface preparation equipment:

- Scarifying equipment that is a power-operated, mechanical grinder capable of removing a minimum depth of ¼" for each pass.
- Hydro-demolition machine, self-propelled with a minimum orifice pressure of 17,000 psi.
- All water used for hydro-demolition shall be potable.
- Equipment capable of sawing concrete to the specified plan depth.
- Hand-held high velocity (7,500 psi minimum) water-jet equipment capable of removing rust scale from reinforcing steel, removing small chips of concrete partially loosened by the scarifying or chipping operation, and for removing rehydrated dust left from scarification.
- Power driven hand tools for removal of unsound concrete are required that meet the following requirements:

- Pneumatic hammers weighing a nominal 35 lb or less.
- Pneumatic hammer chisel-type bits that do not exceed the diameter of the shaft in width.
- Hand tools such as hammers and chisels for removal of final particles of unsound concrete.
- Vibratory screed for overlays, except as noted herein.

The hydro-demolition machine shall be self-propelled and capable of producing a water-jet through an orifice at a pressure of at least 17,000 psi. The machine shall move the jet transversely across the area and forward and backward so that the entire deck is covered with the water-jet and operated at a pressure sufficient to remove the unsound concrete.

The machine shall have sufficient means to control and vary the following functions:

- (1) Water pressure.
- (2) Angle and distance of the orifice in relation to the surface to be blasted.
- (3) Limits of transverse and longitudinal movement of the orifice.
- (4) Speed of the orifice in the transverse and longitudinal direction.

High pressure pump(s) shall be equipped with over-pressurization relief valves and rupture disc systems. All high pressure components shall be rated at full working pressure of the hydro-demolition system. The complete hydro-demolition system must be capable of depressurization from a single point.

The equipment must operate at a noise level less than 90 decibels at a distance of 50 feet.

#### **SURFACE PREPARATION**

Remove all existing asphalt overlays and all loose, disintegrated, unsound or contaminated concrete to the limits shown on the plans with the following requirements:

- A. Sealing of Bridge Deck: Seal all expansion joints subject to run-off water from the hydro-demolition process with material approved by the Engineer, prior to beginning any demolition. The expansion joints shall remain sealed until water from the hydro-demolition process no longer passes over them. Take all steps necessary to eliminate the flow of water through the expansion joints, and any other locations water could leak from the deck.

All deck drains in the immediate work area and other sections of the bridge affected by the work being performed shall be sealed prior to beginning scarification. Drains shall remain sealed until it has been determined that materials from the hydro-demolition and concrete overlay operations cannot be discharged through them any longer.

- B. Scarifying Bridge Deck: Removal of any asphalt wearing surface from the bridge deck and scarification of the concrete deck to remove the entire concrete surface of the deck to a uniform depth within 1/2" of the plan overlay thickness, but not less than 1/2" inch above the top mat of reinforcing steel.

It will be the Contractor's responsibility to determine amount of cover for the reinforcing steel. Use a pachometer or other approved device, as directed by Engineer, prior to beginning hydro-demolition. Readings shall be taken in the presence of the Engineer. Readings should be taken for each span at 1/5 points longitudinally and 1/3 points transversely. This cost for this work will be considered incidental to the cost of hydro-demolition of the bridge deck.

**Estimated average cover to top mat:**

**All Bridges : 1 1/4"**

The above top mat cover dimensions are an estimate based on the best available information. Calibrate scarifying equipment in order to avoid damaging the reinforcing steel in the bridge floor or the approach slab. If reinforcing bars or bridge drainage devices are pulled up or snagged during scarification operations, the cease work and consult with the Engineer to determine any necessary adjustments to the roto-milling operation.

Remove and dispose of all concrete and asphalt, and thoroughly clean the scarified surface. In areas where reinforcing steel is located in the depth to be scarified, use another method with the Engineer's approval.

- C. Calibration of Hydro-Demolition Equipment: Two trial areas shall be designated by the Engineer to demonstrate that the equipment, personnel, and methods of operation are capable of producing results to the satisfaction of the Engineer. The first trial area shall consist of approximately 50 square feet of sound concrete as determined by the Engineer. The equipment shall be calibrated to remove the sound concrete from the scarified surface to the depth required to achieve the plan overlay thickness. After completion of this test area, the equipment shall be moved to the second area consisting of deteriorated or defective concrete, to determine whether this unsound concrete will be completely removed with the previous calibration and to establish a baseline for requiring the contractor to place under-deck containment in areas subject to full depth removal, before beginning the hydro-demolition process in a span. Should it be determined that not all defective concrete has been removed, the hydro-demolition system shall be recalibrated to remove an additional 1/4 inch of sound concrete, then re-test on deteriorated concrete.

If additional defective concrete is found, the depth of cut will increase in 1/4 inch increments until only sound concrete is found remaining.

When satisfactory results are obtained, the machine parameters shall be used for production removal. The contractor shall make adjustments to the operating parameters, as required, to perform concrete removal as indicated on the plans and to adjust to the variance in the compressive strength of the concrete.

Hand held water blasting equipment, pneumatic hammers, and hand tools may be substituted for the hydro-demolition unit in inaccessible or inconvenient areas.

The Engineer will re-inspect after each removal and require additional removals until compliance with plans and specifications are met.

Regardless of the method of removal, the removal operation shall be stopped if it is determined that sound concrete is being removed to a depth greater than required by the plans including any 1/4 inch increments added per the above calibration process.

Appropriate recalibration, or change in equipment and methods shall be performed prior to resuming the removal operation.

- D. Hydro-demolition (Overlay Depth): Remove by hydro-demolition or chipping with hand tools all loose, unsound and contaminated deck concrete and, if necessary, sound concrete in order to allow for the placement of an overlay with the minimum depth shown on the plans. In areas where reinforcing steel is exposed and debonded for a length greater than 2 feet, remove deck to an average depth of 1/2" below the exposed and debonded reinforcing steel. Dispose of the unsound concrete, clean, repair or replace damaged reinforcing steel and thoroughly clean the newly exposed surface.

Care shall be taken not to cut, stretch, or damage any exposed reinforcing steel.

Any areas of the prepared surface contaminated by oil or other materials detrimental to good bond as a result of the contractor's operations shall be cleaned at the contractor's expense.

- E. Class II Surface Preparation (Partial Depth): At locations specified on the plans for Class II Surface Preparation, verify the depth of removal achieved by the hydro-demolition. The average depth of removal shall be approximately one-half the deck thickness but no less than 3/4" below the top mat of steel. When hydro-demolition did not achieve the Class II Surface Preparation depth requirements, remove by hydro-demolition or chipping with hand tools all existing patches and contaminated concrete to the required depth. No additional payment will be made for Class II Surface Preparation depths achieved by the initial hydro-demolition.

All patches shall be removed under Class II surface preparation. If any patch cannot be removed by means of hydro-demolition, the Contractor shall use hand tools to remove the patch. Areas indicated on the plans that require Class II surface preparation, including the locations of existing patches, are from the best information available. The Contractor shall verify prior to surface preparation the location of all existing patches.

Dispose of the removed concrete, clean, repair or replace rusted or loose reinforcing steel and thoroughly clean the newly exposed surface. Care shall be taken not to cut, stretch, or damage any exposed reinforcing steel.

In overhangs, removing concrete areas of less than 0.60 ft<sup>2</sup>/ft. length of bridge without overhang support is permitted unless the Engineer directs otherwise. Overhang support is required for areas removed greater than 0.60 ft<sup>2</sup>/ft. length of bridge. Submit details of overhang support to the Engineer for approval prior to beginning the work.

- F. Class III Surface Preparation (Full Depth): Remove by hydro-demolition or chipping with hand tools the full depth of slab. Dispose of the removed concrete, clean, repair or replace damaged reinforcing steel and thoroughly clean the newly exposed surface. Care shall be taken not to cut, stretch, or damage any exposed reinforcing steel.

For areas of less than 3 ft<sup>2</sup> suspending forms from existing reinforcing steel using wire ties is permitted. For larger areas, support forms by blocking from the beam flanges, or other approved method.

Overhang support is required for full depth removal adjacent to bridge rails. Submit details of overhang support to the Engineer for approval prior to beginning the work.

Under Deck Containment: Under deck containment shall be installed where Class III surface preparation occurs. The containment shall be installed prior to hydro-demolition in the areas where full depth removal is required or blow thru may occur during the hydro-demolition process.

Submit for approval detailed plans for the under deck containment system. Detail how waste, debris, and wastewater are contained.

Concrete for Full Depth Repair: Fill the Class III surface preparation areas with Class AA, high early strength structural concrete or latex modified concrete in accordance with the methods described below:

Refill areas with Class AA concrete to the bottom of the proposed concrete overlay in accordance with Section 420 of the *Standard Specifications*. Any of the methods for curing Class AA concrete as stated in the *Standard Specifications* are permitted except the membrane curing compound method.

Provide a raked finish to the surface of the Class AA concrete which provides a minimum relief of 1/16" and a maximum relief of 1/4". Place the overlay course after the Class AA concrete has attained a minimum compressive strength of 2500 psi. The strength shall be verified by an approved, non-destructive test method.

Refill the areas where concrete was removed with high early strength concrete as described in the Concrete for Deck Repair and Volumetric Mixer special provisions.

Refilling the areas from which concrete has been removed with latex modified concrete during the Class III repair is permitted if any of the following conditions are met:

- The reinforcing steel cover is 1½ inches or less for the top mat of steel.
- The area being repaired is less than 1 yd<sup>2</sup>.
- The Engineer directs the fill.

G. Preparation of Reinforcing Steel: Remove concrete without cutting or damaging existing steel unless otherwise noted in the plans. Damaged reinforcing steel, such as bars with nicks deeper than 20% of the bar diameter, shall be repaired or replaced. Reinforcing steel which has a cross section reduced to 75% or less shall be replaced with new reinforcing steel of similar cross section area. Replacement bars shall be Grade 60 and meet the material requirements of Section 1070 of the *Standard Specifications*. Replacement bars shall be spliced to existing bars using either minimum 30 bar diameter lap splices to existing steel with 100% cross sectional area or approved mechanical connectors.

Support and protect the exposed reinforcing steel left unsupported by the hydro-demolition process against displacement and damage from loads such as those caused by removal equipment and delivery buggies. All reinforcing steel damaged or dislodged by these operations shall be replaced with bars of the same size at the contractor's expense.

Reinforcing steel exposed and cleaned by hydro-demolition will not require additional cleaning if encased in concrete within seven (7) days. Rebar exposed for more than seven (7) days shall be cleaned by high velocity water jets, with a minimum pressure 4,000 psi, prior to placement of the new concrete.

When large areas of the deck on composite bridges are removed resulting in the debonding of the primary reinforcing bars, the removal shall be performed in stages to comply with the construction sequence shown on the plans or as directed by the Engineer.

- H. Safety: Provide a containment system for handling expected and unexpected blow thru of the deck. The containment system shall retain runoff water and debris and protect the area under the bridge deck. The Contractor shall be responsible for any injury or damage caused by his operations. The containment system shall remain in place until the concrete has been cast and reach minimum strength.

Provide adequate lighting when performing hydro-demolition activities at night. Submit a lighting plan to the Engineer for approval prior to beginning work.

Removal of Debris: Removal of concrete debris shall be accomplished either by hand or mechanical means capable of removing wet debris and water in the same pass and after the hydro-demolition process to prevent debris from setting or adhering to the surface of the sound concrete. All concrete debris shall become the property of the Contractor and shall be legally disposed of at the contractor's expense. The contractor shall be responsible for disposing of all debris generated by the scarification operations.

Any debris which is allowed to set or adhere to the surface of the sound concrete shall be carefully removed at no additional cost. Exercise care to avoid any damage to the remaining sound concrete or exposed reinforcement. Prior to the placement of the overlay, the entire surface shall be cleaned with high pressure water to remove any bond-breaking residue, loose material from the concrete surface, and/or rust from the reinforcing steel. This residue shall be collected and disposed of by the contractor.

#### **MEASUREMENT AND PAYMENT**

*Scarifying Bridge Deck* will be measured and paid for at the contract unit price per square yard and will be full compensation for the milling of existing asphalt wearing surface from the bridge deck or approaches, milling of the entire concrete bridge deck, repairing or replacing any damaged reinforcing steel, and the cleaning and disposal of all waste material generated.

*Hydro-Demolition of Bridge Deck* will be measured and paid for at the contract unit price per square yard and will be full compensation for hydro-demolition, removal and disposal of unsound and contaminated concrete, cleaning, repairing or replacing of reinforcing steel, and furnishing all materials, labor, tools, equipment and incidentals necessary to complete the work.

*Class II Surface Preparation* will be measured and paid for at the contract unit price per square yard and will be full compensation for Class II deck preparation where required by the plans and not attained by the initial hydro-demolition of the deck. The cost will also include removal and disposal of unsound and contaminated concrete, removal of all existing patches, cleaning, repairing or replacing of reinforcing steel, and all materials, labor, tools, equipment and incidentals necessary to complete the work.

*Class III Surface Preparation* will be measured and paid for at the contract unit price per square yard and will be full compensation for Class III deck preparation where required by the plans. The cost will also include removal and disposal of unsound and contaminated concrete, cleaning, repairing or replacing of reinforcing steel, under deck containment, placing and finishing concrete for full depth repair, and for furnishing all materials, labor, tools, equipment and incidentals necessary to complete the work.

Payment will be made under:

| <b>Pay Item</b>                 | <b>Pay Unit</b> |
|---------------------------------|-----------------|
| Scarifying Bridge Deck          | Square Yard     |
| Hydro-Demolition of Bridge Deck | Square Yard     |
| Class II Surface Preparation    | Square Yard     |
| Class III Surface Preparation   | Square Yard     |

**HYDRODEMOLITION WATER**

(6-17-08)

SPI 4-03

**1.0 Description**

Collect and properly dispose of hydrodemolition water from bridge decks.

**2.0 Construction Methods**

- (A) Prepare a written hydrodemolition water management plan in accordance with the Guidelines for Managing Hydrodemolition Water available at <http://www.ncdot.gov/projects/nbridges/#stats>. Submit plan and obtain approval from the Engineer prior to beginning of the hydrodemolition operation.
- (B) Prior to final payment, submit a paper copy of all completed records pertaining to disposal of hydrodemolition water.

**3.0 Measurement and Payment**

Payment for collecting, sampling, testing, pH adjustment, monitoring, handling, discharging, hauling, disposing of the hydrodemolition water, documentation, record keeping, and obtaining permits if applicable, shall be included in the payment for other items.

**MANAGING BRIDGE WASH WATER**

**(SPECIAL)**

**1.0 Description**

Collect and properly dispose of Bridge Wash Water from bridge decks.



## 2.0 Construction Methods

- (A) Prepare a written Bridge Wash Water management plan in accordance with the Guidelines for Managing Bridge Wash Water available at <http://www.ncdot.org/doh/preconstruct/ps/contracts/letting.html>. Submit plan and obtain approval from the Engineer prior to beginning of the bridge cleaning operation.
- (B) Prior to final payment, submit a paper copy of all completed records pertaining to disposal of Bridge Wash Water.

## 3.0 Measurement and Payment

Payment for collecting, sampling, testing, pH adjustment, monitoring, handling, discharging, hauling, disposing of the bridge wash water, documentation, record keeping, and obtaining permits if applicable, shall be included in the payment for other items.

## LATEX MODIFIED CONCRETE OVERLAY

(8-9-13)

### DESCRIPTION

This provision addresses the requirements for furnishing and placing an overlay of latex modified concrete (LMC) over existing concrete or repair concrete on bridge decks and approach pavement. Perform this work in accordance with this Special Provision and the applicable parts of the Standard Specifications.

### MATERIALS

For materials, equipment, and proportioning and mixing of modified compositions, see Section 1000-7 of the Standard Specifications.

Provide aggregates for use in the LMC that are free from ice, frost, frozen particles or other contaminants when introduced into the mixer.

The 2012 Standard Specifications shall be revised as follows:

**1000-7(A)** – Add the following paragraph to the end of the section:

Submit the LMC mix design, including laboratory compressive strength data for a minimum of six 4-inch by 8-inch cylinders at the appropriate age (7 days for normal setting concrete; 3 hours for very early strength concrete) to the Engineer for review. Include test results for the slump and air content of the laboratory mix. Perform tests in accordance with AASHTO T 22, T 119 and T 152.

### **PREPARATION OF SURFACE**

Completely clean all surfaces within 48 hours prior to placing the overlay unless otherwise approved by the Engineer.

Thoroughly soak the clean surface and maintain a wet surface for at least 12 hours immediately prior to placing the LMC. After soaking the surface for at least 12 hours, cover it with a layer of white opaque polyethylene film that is at least 4 mils thick. Immediately prior to placing the LMC, remove standing water from the surface using an approved vacuum system.

### **PLACING AND FINISHING**

Prior to placing LMC, install a bulkhead of easily compressible material at expansion joints to the required grade and profile. Placing material across expansion joints and sawing it later is not permitted.

Construction joints other than those shown on the plans will not be permitted unless approved by the Engineer. At construction joints, remove 4" of previously placed LMC prior to placing the adjacent latex concrete. Also, for staged construction, 4" of previously poured LMC shall be scarified, hydro-demolitioned and recast with the next stage.

Place and fasten screed rails in position to ensure finishing the new surface to the required profile. Do not treat screed rails with parting compound to facilitate their removal. Prior to placing the overlay attach a filler block to the bottom of the screed and pass it over the area to be repaired to check the thickness. The filler block thickness shall be equal to the design overlay thickness as shown in the plans. Remove all concrete that the block does not clear. Individual aggregates left after hydro-demolition may be allowed to project above the base of the filler block. Remove aggregate that does not provide a 1" clear cover to the top of the overlay.

Brush a latex cement mixture onto all vertical surfaces and do not let the brushed material dry before it is covered with the additional material required for the final grade. Remove all loose aggregate from the latex cement brushed surface prior to latex concrete placement (NOTE: For surfaces not prepared with hydro-demolition brush the lean latex mixture over horizontal and vertical surfaces).

Do not place the LMC until the burlap is saturated and approved by the Engineer. Drain excess water from the wet burlap before placement.

Place the LMC in one operation. Provide a minimum overlay thickness as shown in the plans.

Once LMC placement begins a single layer of wet burlap shall be placed 5 feet behind the screed's burlap drag. In the event of a delay of 10 minutes or more, temporarily cover all exposed latex concrete with wet burlap and white opaque polyethylene.

When a tight, uniform surface is achieved and before the concrete becomes non-plastic, further finish the surface of the floor by burlap dragging or another acceptable method that produces an acceptable uniform surface texture.

Within 1 hour of covering with wet burlap, place a layer of 4 mil white opaque polyethylene film on the wet burlap and cure the surface for 48 hours. Then remove the curing material for an additional 48 hours air cure.

Screed rails or construction dams shall be separated from the newly placed concrete by passing a pointing trowel along the face of the formwork and the newly placed concrete. Carefully make this trowel cut for the entire depth and length of rails or dams after the LMC has sufficiently stiffened and cannot flow back.

As soon as practical, after the concrete has hardened sufficiently, test the finished surface with an approved rolling straightedge that is designed, constructed, and adjusted so that it will accurately indicate or mark all deck areas which deviate from a plane surface by more than 1/8" in 10'. Remove all high areas in the hardened surface in excess of 1/8" in 10' with an approved grinding or cutting machine. Additionally, the final LMC deck surface shall not deviate from the line and elevation indicated on the plans by more than 0.3" over any 50' length. Where variations are such that the corrections extend below the limits of the top layer of grout, seal the corrected surface with an approved sealing agent as required by the Engineer. If approved by the Engineer, correct low areas in an acceptable manner.

Unless otherwise indicated on the plans, groove the bridge floor in accordance with Article 420-14(B) of the Standard Specifications.

#### **LIMITATIONS OF OPERATIONS**

The mixer is not permitted on the bridge deck unless otherwise approved.

No traffic is permitted on the finished LMC surface until the total specified curing time is completed and until the concrete reaches the minimum specified compressive strength.

Do not place LMC if the temperature of the concrete surface on which the overlay is to be placed is below 50°F or above 85°F. Measure the surface temperature by placing a thermometer under the insulation against the surface.

Prior to placing LMC, the Engineer determines the air temperature and wind speed. Do not place LMC if the ambient air temperature is below 50°F or above 85°F, or if the wind velocity is greater than 10 mph.

Do not place LMC when the temperature of the LMC is below 45°F or above 85°F.

Do not place LMC if the rate of evaporation of surface moisture from the LMC exceeds 0.05 pounds per square foot per hour during placement. The evaporation rate is calculated using the following formula:

$$E = (T_c^{2.5} - r \cdot T_a^{2.5}) \cdot (1 + 0.4V) \cdot (10^{-6})$$

where,

E = Evaporation Rate,

T<sub>c</sub> = Concrete Temp (°F),

r = Relative Humidity (%/100)

T<sub>a</sub> = Air Temp (°F),

V = Wind Velocity (mph)

Do not place LMC if the National Weather Service predicts the air temperature at the site to be below 35°F during the next 72 hours. If the predicted air temperature is above 35°F but below 50°F, then use insulation to protect the LMC for a period of at least 48 hours. Use insulation that meets the requirements of Subarticle 420-7(C) and, if required, place it on the LMC as soon as initial set permits. When using insulation to protect LMC during the wet curing period, do not remove the insulation until the ambient air temperature is at least 50°F and rising. Leave the LMC uncovered for the 48 hour air curing period.

Stop all placement operations during periods of precipitation. Take adequate precautions to protect freshly placed LMC from sudden or unexpected precipitation. Keep an adequate quantity of protective coverings at the worksite to protect the freshly placed pavement from precipitation.

If working at night, provide approved lighting.

**MEASUREMENT AND PAYMENT**

*Latex Modified Concrete Overlay* will be measured and paid for in cubic yards of LMC satisfactorily placed on the completed deck.

*Placing and Finishing Latex Modified Concrete* will be paid for at the contract unit price bid per square yard which includes compensation for furnishing all labor, tools, equipment and incidentals necessary to complete the work in accordance with the contract documents.

*Grooving Bridge Floors* will be measured and paid in accordance with Section 420-21 of the Standard Specifications.

Payment will be made under:

| <b>Pay Item</b>                                       | <b>Pay Unit</b> |
|---|-----------------|
| Latex Modified Concrete Overlay                       | Cubic Yard      |
| Placing and Finishing Latex Modified Concrete Overlay | Square Yard     |

**BRIDGE JOINT DEMOLITION**

**(SPECIAL)**

**DESCRIPTION**

This provision addresses the removal of existing joint material and adjacent concrete to facilitate the installation of new bridge joints at the locations noted in the contract plans.

**EQUIPMENT**

Use the following surface preparation equipment:

- Sawing equipment capable of sawing concrete to a specified depth.
- Power driven hand tools for removal of concrete are required that meet the following requirements:

Pneumatic hammers weighing a nominal 35 lb (16 kg) or less.

Pneumatic hammer chisel-type bits that do not exceed the diameter of the shaft in width.

- Hand tools such as hammers and chisels for removal of final particles of concrete.

**REMOVAL AND PREPARATION**

Prior to any construction, take the necessary precautions to ensure debris from joint construction is not allowed to fall below the bridge deck.

Remove existing joint material by methods approved by the Engineer. Provide a 1" deep saw cut around the perimeter of areas noted for bridge deck removal.

Remove by chipping with hand tools concrete adjacent to the joint to the limits shown on the contract plans. Use a small chipping hammer (15 lb. class) to prepare the edges of the repair area to limit micro fractures. In addition, all loose and unsound concrete shall be removed.

In overhangs, removing concrete areas greater than 0.60 ft<sup>2</sup>/ft length of bridge will require overhang support. Submit the overhang support method to the Engineer for approval.

Care shall be taken not to cut, stretch, or damage any exposed reinforcing steel. Dispose of the removed concrete.

If the condition of the concrete is such that deep spalls or sheer faces result, notify the Engineer for the proper course of action.

Clean, repair or replace rusted or loose reinforcing steel. Thoroughly clean the newly exposed surface to be free of all grease, oil, curing compounds, acids, dirt, or loose debris.

**MEASUREMENT AND PAYMENT**

*Bridge Joint Demolition* will be measured and paid for at the contract unit price bid per square foot and will be full compensation for removal, containment and disposal of existing joint material and concrete and shall include the cost of labor, tools, equipment and incidentals necessary to complete the work.

**Pay Item**

**Pay Unit**

Bridge Joint Demolition

Square Feet

**FOAM JOINT SEALS****(9-27-12)****1.0 SEALS**

Use preformed seals compatible with concrete and resistant to abrasion, oxidation, oils, gasoline, salt and other materials that are spilled on or applied to the surface. Use a resilient, UV stable, preformed, impermeable, flexible, expansion joint seal. The joint seal shall consist of low-density, closed cell, cross-linked polyethylene non-extrudable, foam. The joint seal shall contain no EVA (Ethylene Vinyl Acetate). Cell generation shall be achieved by being physically blown using nitrogen. No chemical blowing agents shall be used in the cell generation process.

Use seals manufactured with grooves  $1/8'' \pm$  wide by  $1/8'' \pm$  deep and spaced between  $1/4''$  and  $1/2''$  apart along the bond surface running the length of the joint. Use seals with a depth that meets the manufacturer's recommendation, but is not less than 70% of the uncompressed width. Provide a seal designed so that, when compressed, the center portion of the top does not extend upward above the original height of the seal by more than  $1/4''$ . Provide a seal that has a working range of 30% tension and 60% compression and meets the requirements given below.

| TEST                | TEST METHOD                           | REQUIREMENT                  |
|---------------------|---------------------------------------|------------------------------|
| Tensile strength    | ASTM D3575-08, Suffix T               | 110 – 130 psi                |
| Compression Set     | ASTM D1056<br>Suffix B, 2 hr recovery | 10% - 16%                    |
| Water Absorption    | ASTM D3575                            | < 0.03 lb/ft <sup>2</sup>    |
| Elongation at Break | ASTM D3575                            | 180% - 210%                  |
| Tear Strength       | ASTM D624 (D3575-08, Suffix G)        | 14 – 20 pli                  |
| Density             | ASTM D3575-08,<br>Suffix W, Method A  | 1.8 – 2.2 lb/ft <sup>3</sup> |
| Toxicity            | ISO-10993.5                           | Pass (not cytotoxic)         |

Have the top of the joint seal clearly shop marked. Inspect the joint seals upon receipt to ensure that the marks are clearly visible before installation.

**2.0 BONDING ADHESIVE**

Use a two component, 100% solid, modified epoxy adhesive supplied by the joint seal manufacturer that meets the requirements given below.

| TEST             | TEST METHOD | REQUIREMENT     |
|------------------|-------------|-----------------|
| Tensile strength | ASTM D638   | 3000 psi (min.) |

|                      |               |                      |
|----------------------|---------------|----------------------|
| Compressive strength | ASTM D695     | 7000 psi (min.)      |
| Hardness             | Shore D Scale | 75-85 psi            |
| Water Absorption     | ASTM D570     | 0.25% by weight max. |
| Elongation to Break  | ASTM D638     | 5% (max.)            |
| Bond Strength        | ASTM C882     | 2000 psi (min.)      |

Use an adhesive that is workable to 40°F. When installing in ambient air or surface temperatures below 40°F or for application on moist, difficult to dry concrete surfaces, use an adhesive specified by the manufacturer of the joint seal.

### 3.0 SAWING THE JOINT

The joint opening shall be initially formed to the width shown on the plans including the blockout for the elastomeric concrete.

The elastomeric concrete shall have sufficient time to cure such that no damage can occur to the elastomeric concrete prior to sawing to the final width and depth as specified in the plans.

When sawing the joint to receive the foam seal, always use a rigid guide to control the saw in the desired direction. To control the saw and to produce a straight line as indicated on the plans, anchor and positively connect a template or a track to the bridge deck. Do not saw the joint by visual means such as a chalk line. Fill the holes used for holding the template or track to the deck with an approved, flowable non-shrink, non-metallic grout.

Saw cut to the desired width and depth in one or two passes of the saw by placing and spacing two metal blades on the saw shaft to the desired width for the joint opening.

The desired depth is the depth of the seal plus 1/4" above the top of the seal plus approximately 1" below the bottom of the seal. An irregular bottom of sawed joint is permitted as indicated on the plans. Grind exposed corners on saw cut edges to a 1/4" chamfer.

Saw cut a straight joint, centered over the formed opening and to the desired width specified in the plans. Prevent any chipping or damage to the sawed edges of the joint.

Remove any staining or deposited material resulting from sawing with a wet blade to the satisfaction of the Engineer.

### 4.0 PREPARATION OF SAWED JOINT FOR SEAL INSTALLATION

The elastomeric concrete shall cure a minimum of 24 hours prior to seal installation.

After sawing the joint, the Engineer will thoroughly inspect the sawed joint opening for spalls, popouts, cracks, etc. All necessary repairs will be made by the Contractor prior to blast cleaning and installing the seal.

Clean the joints by sandblasting with clean dry sand immediately before placing the bonding agent. Sandblast the joint opening to provide a firm, clean joint surface free of curing compound, loose material and any foreign matter. Sandblast the joint opening without causing pitting or uneven surfaces. The aggregate in the elastomeric concrete may be exposed after sandblasting.

After blasting, either brush the surface with clean brushes made of hair, bristle or fiber, blow the surface with compressed air, or vacuum the surface until all traces of blast products and abrasives are removed from the surface, pockets, and corners.

If nozzle blasting is used to clean the joint opening, use compressed air that does not contain detrimental amounts of water or oil.

Examine the blast cleaned surface and remove any traces of oil, grease or smudge deposited in the cleaning operations.

Bond the seal to the blast cleaned surface on the same day the surface is blast cleaned.

## 5.0 SEAL INSTALLATION

Install the joint seal according to the manufacturer's procedures and recommendations and as recommended below. Do not install the joint seal if the ambient air or surface temperature is below 45°F. Have a manufacturer's certified trained factory representative present during the installation of the first seal of the project.

Before installing the joint seal, check the uninstalled seal length to insure the seal is the same length as the deck opening. When the joint seal requires splicing, use the heat welding method by placing the joint material ends against a teflon heating iron of 425-475°F for 7 - 10 seconds, then pressing the ends together tightly. Do not test the welding until the material has completely cooled.

Begin installation by protecting the top edges of the concrete deck adjacent to the vertical walls of the joint as a means to minimize clean up. After opening both cans of the bonding agent, stir each can using separate stirring rods for each component to prevent premature curing of the bonding agent. Pour the two components, at the specified mixing ratio, into a clean mixing bucket. Mix the components with a low speed drill (400 rpm max.) until a uniform gray color is achieved without visible marbling. Apply bonding agent to both sides of the elastomeric concrete as well as both sides of the joint seal, making certain to completely fill the grooves with epoxy. With gloved hands, compress the joint seal and with the help of a blunt probe, push the seal into the joint opening until the seal is recessed approximately 1/4" below the surface. When pushing down on the joint seal, apply pressure only in a downward direction. Do not push the joint seal into the joint opening at an angle that would stretch the material. Seals that are stretched during installation shall be removed and rejected. Once work on placing a seal begins, do not stop until it is completed. Clean the excess epoxy from the top of the joint seal immediately with a trowel. Do not use solvents or any cleaners to remove the excess epoxy from the top of the seal. Remove the protective cover at the joint edges and check for any excess epoxy on the



surface. Remove excess epoxy with a trowel, the use of solvents or any cleaners will not be allowed.

The installed system shall be watertight and will be monitored until final inspection and approval. Do not place pavement markings on top of foam joint seals.

## 6.0 BASIS OF PAYMENT

Payment for all foam joint seals will be at the lump sum contract price bid for "Foam Joint Seals". Prices and payment will be full compensation for furnishing all material, including elastomeric concrete, labor, tools and equipment necessary for installing these units in place and accepted.

## ELASTOMERIC CONCRETE

(9-27-12)

### 1.0 DESCRIPTION

Elastomeric concrete is a mixture of a two-part polymer consisting of polyurethane and/or epoxy and kiln-dried aggregate. Provide an elastomeric concrete and binder system that is preapproved. Use the concrete in the blocked out areas on both sides of the bridge deck joints as indicated on the plans.

### 2.0 MATERIALS

Provide materials that comply with the following minimum requirements at 14 days (or at the end of the specified curing time).

| ELASTOMERIC CONCRETE PROPERTIES | TEST METHOD       | MINIMUM REQUIREMENT |
|---------------------------------|-------------------|---------------------|
| Compressive Strength, psi       | ASTM D695         | 2000                |
| 5% Deflection Resilience        | ASTM D695         | 95                  |
| Splitting Tensile Strength, psi | ASTM D3967        | 625                 |
| Bond Strength to Concrete, psi  | ASTM D882 (D882M) | 450                 |
| Durometer Hardness              | ASTM D2240        | 50                  |

| BINDER PROPERTIES<br>(without aggregate) | TEST METHOD | MINIMUM REQUIREMENT |
|--|-------------|---------------------|
| Tensile Strength, psi                    | ASTM D638   | 1000                |
| Ultimate Elongation                      | ASTM D638   | 150%                |
| Tear Resistance, lb/in                   | ASTM D624   | 200                 |

In addition to the requirements above, the elastomeric concrete must be resistant to water, chemical, UV and ozone exposure and withstand temperature extremes. Elastomeric concrete systems requiring preheated aggregates are not allowed.

### 3.0 PREQUALIFICATION

Manufacturers of elastomeric concrete materials shall submit samples (including aggregate, primer and binder materials) and a Type 3 certification in accordance with Article 106-3 of the Standard Specifications for prequalification to:

North Carolina Department of Transportation  
Materials and Tests Unit  
1801 Blue Ridge Road  
Raleigh, NC 27607

Prequalification will be determined for the system. Individual components will not be evaluated, nor will individual components of previously evaluated systems be deemed prequalified for use.

The submitted binder (a minimum volume of 1 gallon) and corresponding aggregate samples will be evaluated for compliance with the Materials requirements specified above. Systems satisfying all of the Materials requirements will be prequalified for a one year period. Before the end of this period new product samples shall be resubmitted for prequalification evaluation.

If, at any time, any formulation or component modifications are made to a prequalified system that system will no longer be approved for use.

### 4.0 INSTALLATION

The elastomeric concrete shall not be placed until the reinforced concrete deck slab has cured for seven full days and reached a minimum strength of 3000 psi.

Provide a manufacturer's representative at the bridge site during the installation of the elastomeric concrete to ensure that all steps being performed comply with all manufacturer installation requirements including, but not limited to weather conditions (ambient temperature, relative humidity, precipitation, wind, etc), concrete deck surface preparation, binder and aggregate mixing, primer application, elastomeric concrete placement, curing conditions and minimum curing time before joint exposure to traffic. Do not place elastomeric concrete if the ambient air or surface temperature is below 45°F.

Prepare the concrete surface within 48 hours prior to placing the elastomeric concrete. Before placing the elastomeric concrete, all concrete surfaces shall be thoroughly cleaned and dry. Sandblast the concrete surface in the blockout and clear the surface of all loose debris. Do not place the elastomeric concrete until the surface preparation is completed and approved.

Prepare and apply a primer, as per manufacturer's recommendations, to all concrete faces to be in contact with elastomeric concrete, and to areas specified by the manufacturer.

Prepare, batch, and place the elastomeric concrete in accordance with the manufacturer's instructions. Place the elastomeric concrete in the areas specified on the plans while the primer is still tacky and within 2 hours after applying the primer. Trowel the elastomeric concrete to a smooth finish.

The joint opening in the elastomeric concrete shall match the formed opening in the concrete deck prior to sawing the joint.

## **5.0 FIELD SAMPLING**

Provide additional production material to allow freshly mixed elastomeric concrete to be sampled for acceptance. A minimum of six 2 inch cube molds and three 3x6 inch cylinders will be taken by the Department for each day's production. Compression, splitting tensile, and durometer hardness testing will be performed by the Department to determine acceptance. Materials failing to meet the requirements listed above are subject to removal and replacement at no cost to the Department.

## **6.0 BASIS OF PAYMENT**

No separate payment will be made for elastomeric concrete. The lump sum contract price bid for "Foam Joint Seals" will be full compensation for furnishing and placing the Elastomeric Concrete.

## **EPOXY COATING AND DEBRIS REMOVAL**

**(SPECIAL)**

### **1.0 GENERAL**

Perform shotcrete and concrete repairs to bent caps as shown in the plans. Shotcrete and Concrete repairs shall be fully cured prior to applying the epoxy coating. Clean top of bent caps. Pressure wash and epoxy coat top of bent caps.

Debris removal from the top of bent caps shall be incidental to epoxy coating the top of bent caps.

Use a Type 4A flexible and moisture insensitive epoxy coating in accordance with Section 1081. Provide a Type 3 material certification in accordance with Article 106-3 showing the proposed epoxy meets Type 4A requirements.

### **2.0 SURFACES**

Apply the epoxy protective coating to the top surface area, including chamfer area of bent caps, excluding areas under the bearings.

Thoroughly clean all dust, dirt, grease, oil, laitance and other objectionable material from the concrete surfaces to be coated. Air blast all surfaces immediately before applying the protective coating.

Use only cleaning agents preapproved by the Engineer.

### 3.0 APPLICATION

Apply epoxy protective coating only when the air temperature is at least 40°F and rising, but less than 95°F and the surface temperature of the area to be coated is at least 40°F. Remove any excess or free standing water from the surfaces before applying the coating. Apply one coat of epoxy protective coating at a rate such that it covers between 100 and 200 sf/gal.

Under certain combinations of circumstances, the cured epoxy protective coating may develop an oily condition on the surface due to amine blush. This condition is not detrimental to the applied system.

Apply the coating so the entire designated surface of the concrete is covered and all pores are filled. To provide a uniform appearance, use the exact same material on all visible surfaces.

### 4.0 BASIS OF PAYMENT

*Epoxy Coating* will be measured and paid for by the contract unit price per square foot and shall be full compensation for furnishing all material, labor, tools and equipment necessary for cleaning and coating the tops of bent caps. Debris removal from the top of bent caps shall be incidental to epoxy coating the top of bent caps.

## GROUT FOR STRUCTURES

(9-30-11)

### 1.0 DESCRIPTION

This special provision addresses grout for use in pile blockouts, grout pockets, shear keys, dowel holes and recesses for structures. This provision does not apply to grout placed in post-tensioning ducts for bridge beams, girders, or decks. Mix and place grout in accordance with the manufacturer's recommendations, the applicable sections of the Standard Specifications and this provision.

### 2.0 MATERIAL REQUIREMENTS

Use a Department approved pre-packaged, non-shrink, non-metallic grout. Contact the Materials and Tests Unit for a list of approved pre-packaged grouts and consult the manufacturer to determine if the pre-packaged grout selected is suitable for the required application.

When using an approved pre-packaged grout, a grout mix design submittal is not required.

The grout shall be free of soluble chlorides and contain less than one percent soluble sulfate. Supply water in compliance with Article 1024-4 of the Standard Specifications.

Aggregate may be added to the mix only where recommended or permitted by the manufacturer and Engineer. The quantity and gradation of the aggregate shall be in accordance with the manufacturer's recommendations.

Admixtures, if approved by the Department, shall be used in accordance with the manufacturer's recommendations. The manufacture date shall be clearly stamped on each container. Admixtures with an expired shelf life shall not be used.

The Engineer reserves the right to reject material based on unsatisfactory performance.

Initial setting time shall not be less than 10 minutes when tested in accordance with ASTM C266.

Test the expansion and shrinkage of the grout in accordance with ASTM C1090. The grout shall expand no more than 0.2% and shall exhibit no shrinkage. Furnish a Type 4 material certification showing results of tests conducted to determine the properties listed in the Standard Specifications and to assure the material is non-shrink.

Unless required elsewhere in the contract the compressive strength at 3 days shall be at least 5000 psi. Compressive strength in the laboratory shall be determined in accordance with ASTM C109 except the test mix shall contain only water and the dry manufactured material. Compressive strength in the field will be determined by molding and testing 4" x 8" cylinders in accordance with AASHTO T22. Construction loading and traffic loading shall not be allowed until the 3 day compressive strength is achieved.

When tested in accordance with ASTM C666, Procedure A, the durability factor of the grout shall not be less than 80.

### **3.0 SAMPLING AND PLACEMENT**

Place and maintain components in final position until grout placement is complete and accepted. Concrete surfaces to receive grout shall be free of defective concrete, laitance, oil, grease and other foreign matter. Saturate concrete surfaces with clean water and remove excess water prior to placing grout.

Do not place grout if the grout temperature is less than 50°F or more than 90°F or if the air temperature measured at the location of the grouting operation in the shade away from artificial heat is below 45°F.

Provide grout at a rate that permits proper handling, placing and finishing in accordance with the manufacturer's recommendations unless directed otherwise by the Engineer. Use grout free of any lumps and undispersed cement. Agitate grout continuously before placement.

Control grout delivery so the interval between placing batches in the same component does not exceed 20 minutes.

The Engineer will determine the locations to sample grout and the number and type of samples collected for field and laboratory testing. The compressive strength of the grout will be considered the average compressive strength test results of 3 cube or 2 cylinder specimens at 28 days.

#### **4.0 BASIS OF PAYMENT**

No separate payment will be made for "Grout for Structures". The cost of the material, equipment, labor, placement, and any incidentals necessary to complete the work shall be considered incidental to the structure item requiring grout.

### **FALSEWORK AND FORMWORK**

(4-5-12)

#### **1.0 DESCRIPTION**

Use this Special Provision as a guide to develop temporary works submittals required by the Standard Specifications or other provisions; no additional submittals are required herein. Such temporary works include, but are not limited to, falsework and formwork.

Falsework is any temporary construction used to support the permanent structure until it becomes self-supporting. Formwork is the temporary structure or mold used to retain plastic or fluid concrete in its designated shape until it hardens. Access scaffolding is a temporary structure that functions as a work platform that supports construction personnel, materials, and tools, but is not intended to support the structure. Scaffolding systems that are used to temporarily support permanent structures (as opposed to functioning as work platforms) are considered to be falsework under the definitions given. Shoring is a component of falsework such as horizontal, vertical, or inclined support members. Where the term "temporary works" is used, it includes all of the temporary facilities used in bridge construction that do not become part of the permanent structure.

Design and construct safe and adequate temporary works that will support all loads imposed and provide the necessary rigidity to achieve the lines and grades shown on the plans in the final structure.

#### **2.0 MATERIALS**

Select materials suitable for temporary works; however, select materials that also ensure the safety and quality required by the design assumptions. The Engineer has authority to reject material on the basis of its condition, inappropriate use, safety, or nonconformance with the plans. Clearly identify allowable loads or stresses for all materials or manufactured devices on the plans. Revise the plan and notify the Engineer if any change to materials or material strengths is required.

#### **3.0 DESIGN REQUIREMENTS**

##### **A. Working Drawings**

Provide working drawings for items as specified in the contract, or as required by the Engineer, with design calculations and supporting data in sufficient detail to permit a structural and safety review of the proposed design of the temporary work.

On the drawings, show all information necessary to allow the design of any component to be checked independently as determined by the Engineer.

When concrete placement is involved, include data such as the drawings of proposed sequence, rate of placement, direction of placement, and location of all construction joints. Submit the number of copies as called for by the contract.

When required, have the drawings and calculations prepared under the guidance of, and sealed by, a North Carolina Registered Professional Engineer who is knowledgeable in temporary works design.

If requested by the Engineer, submit with the working drawings manufacturer's catalog data listing the weight of all construction equipment that will be supported on the temporary work. Show anticipated total settlements and/or deflections of falsework and forms on the working drawings. Include falsework footing settlements, joint take-up, and deflection of beams or girders.

As an option for the Contractor, overhang falsework hangers may be uniformly spaced, at a maximum of 36 inches, provided the following conditions are met:

| Member Type (PCG) | Member Depth, (inches) | Max. Overhang Width, (inches) | Max. Slab Edge Thickness, (inches) | Max. Screenshot Wheel Weight, (lbs.) | Bracket Min. Vertical Leg Extension, (inches) |
|-------------------|------------------------|-------------------------------|------------------------------------|--------------------------------------|---|
| II                | 36                     | 39                            | 14                                 | 2000                                 | 26  |
| III               | 45                     | 42                            | 14                                 | 2000                                 | 35  |
| IV                | 54                     | 45                            | 14                                 | 2000                                 | 44  |
| MBT               | 63                     | 51                            | 12                                 | 2000                                 | 50  |
| MBT               | 72                     | 55                            | 12                                 | 1700                                 | 48  |

Overhang width is measured from the centerline of the girder to the edge of the deck slab.

For Type II, III & IV prestressed concrete girders (PCG), 45-degree cast-in-place half hangers and rods must have a minimum safe working load of 6,000 lbs.

For MBT prestressed concrete girders, 45-degree angle holes for falsework hanger rods shall be cast through the girder top flange and located, measuring along the top of the member, 1'-2 1/2" from the edge of the top flange. Hanger hardware and rods must have a minimum safe working load of 6,000 lbs.

The overhang bracket provided for the diagonal leg shall have a minimum safe working load of 3,750 lbs. The vertical leg of the bracket shall extend to the point that the heel bears on the girder bottom flange, no closer than 4 inches from the bottom of the member. However, for 72-inch members, the heel of the bracket shall bear on the web, near the bottom flange transition.

Provide adequate overhang falsework and determine the appropriate adjustments for deck geometry, equipment, casting procedures and casting conditions.

If the optional overhang falsework spacing is used, indicate this on the falsework submittal and advise the girder producer of the proposed details. Failure to notify the Engineer of hanger type and hanger spacing on prestressed concrete girder casting drawings may delay the approval of those drawings.

Falsework hangers that support concentrated loads and are installed at the edge of thin top flange concrete girders (such as bulb tee girders) shall be spaced so as not to exceed 75% of the manufacturer's stated safe working load. Use of dual leg hangers (such as Meadow Burke HF-42 and HF-43) are not allowed on concrete girders with thin top flanges. Design the falsework and forms supporting deck slabs and overhangs on girder bridges so that there will be no differential settlement between the girders and the deck forms during placement of deck concrete.

When staged construction of the bridge deck is required, detail falsework and forms for screed and fluid concrete loads to be independent of any previous deck pour components when the mid-span girder deflection due to deck weight is greater than  $\frac{3}{4}$ ".

Note on the working drawings any anchorages, connectors, inserts, steel sleeves or other such devices used as part of the falsework or formwork that remains in the permanent structure. If the plan notes indicate that the structure contains the necessary corrosion protection required for a Corrosive Site, epoxy coat, galvanize or metalize these devices. Electroplating will not be allowed. Any coating required by the Engineer will be considered incidental to the various pay items requiring temporary works.

Design falsework and formwork requiring submittals in accordance with the 1995 AASHTO *Guide Design Specifications for Bridge Temporary Works* except as noted herein.

#### 1. Wind Loads

Table 2.2 of Article 2.2.5.1 is modified to include wind velocities up to 110 mph. In addition, Table 2.2A is included to provide the maximum wind speeds by county in North Carolina.

**Table 2.2 - Wind Pressure Values**

| Height Zone<br>feet above ground | Pressure, lb/ft <sup>2</sup> for Indicated Wind Velocity, mph |    |    |     |     |
|----------------------------------|---|----|----|-----|-----|
|                                  | 70  | 80 | 90 | 100 | 110 |
| 0 to 30                          | 15  | 20 | 25 | 30  | 35  |
| 30 to 50                         | 20  | 25 | 30 | 35  | 40  |
| 50 to 100                        | 25  | 30 | 35 | 40  | 45  |
| over 100                         | 30  | 35 | 40 | 45  | 50  |



## 2. Time of Removal

The following requirements replace those of Article 3.4.8.2.

Do not remove forms until the concrete has attained strengths required in Article 420-16 of the Standard Specifications and these Special Provisions.

Do not remove forms until the concrete has sufficient strength to prevent damage to the surface.

**Table 2.2A - Steady State Maximum Wind Speeds by Counties in North Carolina**

| COUNTY    | 25 YR<br>(mph) | COUNTY    | 25 YR<br>(mph) | COUNTY       | 25 YR<br>(mph) |
|-----------|----------------|-----------|----------------|--------------|----------------|
| Alamance  | 70             | Franklin  | 70             | Pamlico      | 100            |
| Alexander | 70             | Gaston    | 70             | Pasquotank   | 100            |
| Alleghany | 70             | Gates     | 90             | Pender       | 100            |
| Anson     | 70             | Graham    | 80             | Perquimans   | 100            |
| Ashe      | 70             | Granville | 70             | Person       | 70             |
| Avery     | 70             | Greene    | 80             | Pitt         | 90             |
| Beaufort  | 100            | Guilford  | 70             | Polk         | 80             |
| Bertie    | 90             | Halifax   | 80             | Randolph     | 70             |
| Bladen    | 90             | Harnett   | 70             | Richmond     | 70             |
| Brunswick | 100            | Haywood   | 80             | Robeson      | 80             |
| Buncombe  | 80             | Henderson | 80             | Rockingham   | 70             |
| Burke     | 70             | Hertford  | 90             | Rowan        | 70             |
| Cabarrus  | 70             | Hoke      | 70             | Rutherford   | 70             |
| Caldwell  | 70             | Hyde      | 110            | Sampson      | 90             |
| Camden    | 100            | Iredell   | 70             | Scotland     | 70             |
| Carteret  | 110            | Jackson   | 80             | Stanley      | 70             |
| Caswell   | 70             | Johnston  | 80             | Stokes       | 70             |
| Catawba   | 70             | Jones     | 100            | Surry        | 70             |
| Cherokee  | 80             | Lee       | 70             | Swain        | 80             |
| Chatham   | 70             | Lenoir    | 90             | Transylvania | 80             |
| Chowan    | 90             | Lincoln   | 70             | Tyrell       | 100            |
| Clay      | 80             | Macon     | 80             | Union        | 70             |
| Cleveland | 70             | Madison   | 80             | Vance        | 70             |
| Columbus  | 90             | Martin    | 90             | Wake         | 70             |
| Craven    | 100            | McDowell  | 70             | Warren       | 70             |

|            |     |             |     |            |     |
|------------|-----|-------------|-----|------------|-----|
| Cumberland | 80  | Mecklenburg | 70  | Washington | 100 |
| Currituck  | 100 | Mitchell    | 70  | Watauga    | 70  |
| Dare       | 110 | Montgomery  | 70  | Wayne      | 80  |
| Davidson   | 70  | Moore       | 70  | Wilkes     | 70  |
| Davie      | 70  | Nash        | 80  | Wilson     | 80  |
| Duplin     | 90  | New Hanover | 100 | Yadkin     | 70  |
| Durham     | 70  | Northampton | 80  | Yancey     | 70  |
| Edgecombe  | 80  | Onslow      | 100 |            |     |
| Forsyth    | 70  | Orange      | 70  |            |     |

#### B. Review and Approval

The Engineer is responsible for the review and approval of temporary works' drawings.

Submit the working drawings sufficiently in advance of proposed use to allow for their review, revision (if needed), and approval without delay to the work.

The time period for review of the working drawings does not begin until complete drawings and design calculations, when required, are received by the Engineer.

Do not start construction of any temporary work for which working drawings are required until the drawings have been approved. Such approval does not relieve the Contractor of the responsibility for the accuracy and adequacy of the working drawings.

#### 4.0 CONSTRUCTION REQUIREMENTS

All requirements of Section 420 of the Standard Specifications apply.

Construct temporary works in conformance with the approved working drawings. Ensure that the quality of materials and workmanship employed is consistent with that assumed in the design of the temporary works. Do not weld falsework members to any portion of the permanent structure unless approved. Show any welding to the permanent structure on the approved construction drawings.

Provide tell-tales attached to the forms and extending to the ground, or other means, for accurate measurement of falsework settlement. Make sure that the anticipated compressive settlement and/or deflection of falsework does not exceed 1 inch. For cast-in-place concrete structures, make sure that the calculated deflection of falsework flexural members does not exceed 1/240 of their span regardless of whether or not the deflection is compensated by camber strips.

#### A. Maintenance and Inspection

Inspect and maintain the temporary work in an acceptable condition throughout the period of its use. Certify that the manufactured devices have been maintained in a condition to allow them to safely carry their rated loads. Clearly mark each piece so that its capacity can be readily determined at the job site.

Perform an in-depth inspection of an applicable portion(s) of the temporary works, in the presence of the Engineer, not more than 24 hours prior to the beginning of each concrete placement. Inspect other temporary works at least once a month to ensure that they are functioning properly. Have a North Carolina Registered Professional Engineer inspect the cofferdams, shoring, sheathing, support of excavation structures, and support systems for load tests prior to loading.

#### B. Foundations

Determine the safe bearing capacity of the foundation material on which the supports for temporary works rest. If required by the Engineer, conduct load tests to verify proposed bearing capacity values that are marginal or in other high-risk situations.

The use of the foundation support values shown on the contract plans of the permanent structure is permitted if the foundations are on the same level and on the same soil as those of the permanent structure.

Allow for adequate site drainage or soil protection to prevent soil saturation and washout of the soil supporting the temporary works supports.

If piles are used, the estimation of capacities and later confirmation during construction using standard procedures based on the driving characteristics of the pile is permitted. If preferred, use load tests to confirm the estimated capacities; or, if required by the Engineer conduct load tests to verify bearing capacity values that are marginal or in other high risk situations.

The Engineer reviews and approves the proposed pile and soil bearing capacities.

### **5.0 REMOVAL**

Unless otherwise permitted, remove and keep all temporary works upon completion of the work. Do not disturb or otherwise damage the finished work.

Remove temporary works in conformance with the contract documents. Remove them in such a manner as to permit the structure to uniformly and gradually take the stresses due to its own weight.

### **6.0 METHOD OF MEASUREMENT**

Unless otherwise specified, temporary works will not be directly measured.

### **7.0 BASIS OF PAYMENT**

Payment at the contract unit prices for the various pay items requiring temporary works will be full compensation for the above falsework and formwork.

**SUBMITTAL OF WORKING DRAWINGS****(8-9-13)****1.0 GENERAL**

Submit working drawings in accordance with Article 105-2 of the *Standard Specifications* and this provision. For this provision, “submittals” refers to only those listed in this provision. The list of submittals contained herein does not represent a list of required submittals for the project. Submittals are only necessary for those items as required by the contract. Make submittals that are not specifically noted in this provision directly to the Resident Engineer. Either the Structure Design Unit or the Geotechnical Engineering Unit or both units will jointly review submittals.

If a submittal contains variations from plan details or specifications or significantly affects project cost, field construction or operations, discuss the submittal with and submit all copies to the Resident Engineer. State the reason for the proposed variation in the submittal. To minimize review time, make sure all submittals are complete when initially submitted. Provide a contact name and information with each submittal. Direct any questions regarding submittal requirements to the Resident Engineer, Structure Design Unit contacts or the Geotechnical Engineering Unit contacts noted below.

In order to facilitate in-plant inspection by NCDOT and approval of working drawings, provide the name, address and telephone number of the facility where fabrication will actually be done if different than shown on the title block of the submitted working drawings. This includes, but is not limited to, precast concrete items, prestressed concrete items and fabricated steel or aluminum items.

**2.0 ADDRESSES AND CONTACTS**

For submittals to the Structure Design Unit, use the following addresses:

## Via US mail:

Mr. G. R. Perfetti, P. E.  
State Structures Engineer  
North Carolina Department  
of Transportation  
Structures Management Unit  
1581 Mail Service Center  
Raleigh, NC 27699-1581

Attention: Mr. P. D. Lambert, P. E.

## Via other delivery service:

Mr. G. R. Perfetti, P. E.  
State Structures Engineer  
North Carolina Department  
of Transportation  
Structures Management Unit  
1000 Birch Ridge Drive  
Raleigh, NC 27610

Attention: Mr. P. D. Lambert, P. E.

Submittals may also be made via email.

Send submittals to:

[plambert@ncdot.gov](mailto:plambert@ncdot.gov) (Paul Lambert)

Send an additional e-copy of the submittal to the following address:

[jgaither@ncdot.gov](mailto:jgaither@ncdot.gov) (James Gaither)

[jlbolden@ncdot.gov](mailto:jlbolden@ncdot.gov) (James Bolden)

For submittals to the Geotechnical Engineering Unit, use the following addresses:

For projects in Divisions 1-7, use the following Eastern Regional Office address:

Via US mail:

Mr. K. J. Kim, Ph. D., P. E.  
Eastern Regional Geotechnical  
Manager  
North Carolina Department  
of Transportation  
Geotechnical Engineering Unit  
Eastern Regional Office  
1570 Mail Service Center  
Raleigh, NC 27699-1570

Via other delivery service:

Mr. K. J. Kim, Ph. D., P. E.  
Eastern Regional Geotechnical  
Manager  
North Carolina Department  
of Transportation  
Geotechnical Engineering Unit  
Eastern Regional Office  
3301 Jones Sausage Road, Suite 100  
Garner, NC 27529

For projects in Divisions 8-14, use the following Western Regional Office address:

Via US mail:

Mr. Eric Williams, P. E.  
Western Regional Geotechnical  
Manager  
North Carolina Department  
of Transportation  
Geotechnical Engineering Unit  
Western Regional Office  
5253 Z Max Boulevard  
Harrisburg, NC 28075

Via other delivery service:

Mr. Eric Williams, P. E.  
Western Region Geotechnical  
Manager  
North Carolina Department  
of Transportation  
Geotechnical Engineering Unit  
Western Regional Office  
5253 Z Max Boulevard  
Harrisburg, NC 28075

The status of the review of structure-related submittals sent to the Structure Design Unit can be viewed from the Unit's web site, via the "Contractor Submittal" link.

Direct any questions concerning submittal review status, review comments or drawing markups to the following contacts:

Primary Structures Contact: Paul Lambert (919) 707 – 6407  
(919) 250 – 4082 facsimile  
[plambert@ncdot.gov](mailto:plambert@ncdot.gov)

Secondary Structures Contacts: James Gaither (919) 707 – 6409  
James Bolden (919) 707 – 6408

Eastern Regional Geotechnical Contact (Divisions 1-7):  
K. J. Kim (919) 662 – 4710  
(919) 662 – 3095 facsimile  
[kkim@ncdot.gov](mailto:kkim@ncdot.gov)

Western Regional Geotechnical Contact (Divisions 8-14):  
Eric Williams (704) 455 – 8902  
(704) 455 – 8912 facsimile

[ewilliams@ncdot.gov](mailto:ewilliams@ncdot.gov)

### 3.0 SUBMITTAL COPIES

Furnish one complete copy of each submittal, including all attachments, to the Resident Engineer. At the same time, submit the number of hard copies shown below of the same complete submittal directly to the Structure Design Unit and/or the Geotechnical Engineering Unit.

The first table below covers "Structure Submittals". The Resident Engineer will receive review comments and drawing markups for these submittals from the Structure Design Unit. The second table in this section covers "Geotechnical Submittals". The Resident Engineer will receive review comments and drawing markups for these submittals from the Geotechnical Engineering Unit.

Unless otherwise required, submit one set of supporting calculations to either the Structure Design Unit or the Geotechnical Engineering Unit unless both units require submittal copies in which case submit a set of supporting calculations to each unit. Provide additional copies of any submittal as directed.

#### STRUCTURE SUBMITTALS

| <b>Submittal</b>   | <b>Copies<br/>Required by<br/>Structure<br/>Design Unit</b> | <b>Copies<br/>Required by<br/>Geotechnical<br/>Engineering<br/>Unit</b> | <b>Contract Reference<br/>Requiring Submittal<sup>1</sup></b> |
|--|---|---|---|
| Arch Culvert Falsework   | 5   | 0   | Plan Note, SN Sheet & "Falsework and Formwork"                |
| Box Culvert Falsework <sup>7</sup>                                 | 5   | 0   | Plan Note, SN Sheet & "Falsework and Formwork"                |
| Cofferdams   | 6   | 2   | Article 410-4   |
| Foam Joint Seals <sup>6</sup>                                      | 9   | 0   | "Foam Joint Seals"  |
| Expansion Joint Seals<br>(hold down plate type with base<br>angle) | 9   | 0   | "Expansion Joint Seals"                                       |
| Expansion Joint Seals<br>(modular)                                 | 2, then 9   | 0   | "Modular Expansion Joint<br>Seals"                            |
| Falsework & Forms <sup>2</sup><br>(substructure)                   | 8   | 0   | Article 420-3 & "Falsework<br>and Formwork"                   |
| Falsework & Forms<br>(superstructure)                              | 8   | 0   | Article 420-3 & "Falsework<br>and Formwork"                   |
| Girder Erection over Railroad                                      | 5   | 0   | Railroad Provisions   |

|  |                           |   |  |
|--|---------------------------|---|--|
| Maintenance and Protection of Traffic Beneath Proposed Structure           | 8                         | 0 | “Maintenance and Protection of Traffic Beneath Proposed Structure at Station ____” |
| Metal Bridge Railing   | 8                         | 0 | Plan Note  |
| Metal Stay-in-Place Forms  | 8                         | 0 | Article 420-3  |
| Metalwork for Elastomeric Bearings <sup>4,5</sup>                          | 7                         | 0 | Article 1072-8   |
| Miscellaneous Metalwork <sup>4,5</sup>                                     | 7                         | 0 | Article 1072-8   |
| Optional Disc Bearings <sup>4</sup>  | 8                         | 0 | “Optional Disc Bearings”   |
| Overhead and Digital Message Signs (DMS) (metalwork and foundations)       | 13                        | 0 | Applicable Provisions  |
| Placement of Equipment on Structures (cranes, etc.)                        | 7                         | 0 | Article 420-20   |
| Pot Bearings <sup>4</sup>  | 8                         | 0 | “Pot Bearings”   |
| Precast Concrete Box Culverts  | 2, then<br>1 reproducible | 0 | “Optional Precast Reinforced Concrete Box Culvert at Station ____”                 |
| Prestressed Concrete Cored Slab (detensioning sequences) <sup>3</sup>      | 6                         | 0 | Article 1078-11  |
| Prestressed Concrete Deck Panels   | 6 and<br>1 reproducible   | 0 | Article 420-3  |
| Prestressed Concrete Girder (strand elongation and detensioning sequences) | 6                         | 0 | Articles 1078-8 and 1078-11  |
| Removal of Existing Structure over Railroad                                | 5                         | 0 | Railroad Provisions  |
| Revised Bridge Deck Plans (adaptation to prestressed deck panels)          | 2, then<br>1 reproducible | 0 | Article 420-3  |
| Revised Bridge Deck Plans (adaptation to modular expansion joint seals)    | 2, then<br>1 reproducible | 0 | “Modular Expansion Joint Seals”  |
| Sound Barrier Wall (precast items)   | 10                        | 0 | Article 1077-2 & “Sound Barrier Wall”  |
| Sound Barrier Wall Steel   | 7                         | 0 | Article 1072-8 &   |

|                                     |           |   |   |
|-------------------------------------|-----------|---|---|
| Fabrication Plans <sup>5</sup>      |           |   | “Sound Barrier Wall”  |
| Structural Steel <sup>4</sup>       | 2, then 7 | 0 | Article 1072-8  |
| Temporary Detour Structures         | 10        | 2 | Article 400-3 &<br>“Construction,<br>Maintenance and Removal<br>of Temporary Structure at<br>Station _____” |
| TFE Expansion Bearings <sup>4</sup> | 8         | 0 | Article 1072-8  |

**FOOTNOTES**

1. References are provided to help locate the part of the contract where the submittals are required. References in quotes refer to the provision by that name. Articles refer to the *Standard Specifications*.
2. Submittals for these items are necessary only when required by a note on plans.
3. Submittals for these items may not be required. A list of pre-approved sequences is available from the producer or the Materials & Tests Unit.
4. The fabricator may submit these items directly to the Structure Design Unit.
5. The two sets of preliminary submittals required by Article 1072-8 of the *Standard Specifications* are not required for these items.
6. Submittals for Fabrication Drawings are not required. Submittals for Catalogue Cuts of Proposed Material are required. See Section 5.A of the referenced provision.
7. Submittals are necessary only when the top slab thickness is 18” or greater

**GEOTECHNICAL SUBMITTALS**

| Submittal   | Copies<br>Required by<br>Geotechnical<br>Engineering<br>Unit | Copies<br>Required by<br>Structure<br>Design Unit | Contract Reference<br>Requiring Submittal <sup>1</sup> |
|---|--|---|--|
| Drilled Pier Construction Plans <sup>2</sup>          | 1  | 0   | Subarticle 411-3(A)                                    |
| Crosshole Sonic Logging (CSL)<br>Reports <sup>2</sup> | 1  | 0   | Subarticle 411-5(A)(2)                                 |
| Pile Driving Equipment Data<br>Forms <sup>2,3</sup>   | 1  | 0   | Subarticle 450-3(D)(2)                                 |
| Pile Driving Analyzer (PDA)<br>Reports <sup>2</sup>   | 1  | 0   | Subarticle 450-3(F)(3)                                 |



|                                |                               |            |   |
|--------------------------------|-------------------------------|------------|---|
| Retaining Walls <sup>4</sup>   | 8 drawings,<br>2 calculations | 2 drawings | Applicable Provisions                                   |
| Temporary Shoring <sup>4</sup> | 5 drawings,<br>2 calculations | 2 drawings | “Temporary Shoring” &<br>“Temporary Soil Nail<br>Walls” |

**FOOTNOTES**

1. References are provided to help locate the part of the contract where the submittals are required. References in quotes refer to the provision by that name. Subarticles refer to the *Standard Specifications*.
2. Submit one hard copy of submittal to the Resident or Bridge Maintenance Engineer. Submit a second copy of submittal electronically (PDF via email) or by facsimile, US mail or other delivery service to the appropriate Geotechnical Engineering Unit regional office. Electronic submission is preferred.
3. The Pile Driving Equipment Data Form is available from:  
[https://connect.ncdot.gov/resources/Geological/Pages/Geotech\\_Forms\\_Details.aspx](https://connect.ncdot.gov/resources/Geological/Pages/Geotech_Forms_Details.aspx)  
See second page of form for submittal instructions.
4. Electronic copy of submittal is required. See referenced provision.

**CRANE SAFETY****(8-15-05)**

Comply with the manufacturer specifications and limitations applicable to the operation of any and all cranes and derricks. Prime contractors, sub-contractors, and fully operated rental companies shall comply with the current Occupational Safety and Health Administration regulations (OSHA).

Submit all items listed below to the Engineer prior to beginning crane operations involving critical lifts. A critical lift is defined as any lift that exceeds 75 percent of the manufacturer’s crane chart capacity for the radius at which the load will be lifted or requires the use of more than one crane. Changes in personnel or equipment must be reported to the Engineer and all applicable items listed below must be updated and submitted prior to continuing with crane operations.

**Crane Safety Submittal List**

- **Competent Person:** Provide the name and qualifications of the “Competent Person” responsible for crane safety and lifting operations. The named competent person will have the responsibility and authority to stop any work activity due to safety concerns.
- **Riggers:** Provide the qualifications and experience of the persons responsible for rigging operations. Qualifications and experience should include, but not be limited to,

weight calculations, center of gravity determinations, selection and inspection of sling and rigging equipment, and safe rigging practices.

- **Crane Inspections:** Inspection records for all cranes shall be current and readily accessible for review upon request.
- **Certifications:** By July 1, 2006, crane operators performing critical lifts shall be certified by NC CCO (National Commission for the Certification of Crane Operators), or satisfactorily complete the Carolinas AGC's Professional Crane Operator's Proficiency Program. Other approved nationally accredited programs will be considered upon request. All crane operators shall also have a current CDL medical card. Submit a list of anticipated critical lifts and corresponding crane operator(s). Include current certification for the type of crane operated (small hydraulic, large hydraulic, small lattice, large lattice) and medical evaluations for each operator.

## **LAW ENFORCEMENT**

(02/06/2013)

### **Description**

Furnish Law Enforcement Officers and marked Law Enforcement vehicles to direct traffic in accordance with the contract.

### **Construction Methods**

Use uniformed Law Enforcement Officers and marked Law Enforcement vehicles equipped with blue lights mounted on top of the vehicle, and Law Enforcement vehicle emblems to direct or control traffic as required by the plans or by the Engineer.

**Measurement and Payment**

Law Enforcement will be measured and paid for in the actual number of hours that each Law Enforcement Officer is provided during the life of the project as approved by the Engineer. There will be no direct payment for marked Law Enforcement vehicles as they are considered incidental to the pay item.

Payment will be made under:

| <b>Pay Item</b> | <b>Pay Unit</b> |
|-----------------|-----------------|
| Law Enforcement | Hour            |

**REMOVE AND REPLACE BACKWALLS:****Description**

Remove and replace backwalls in accordance with the plans and as directed by the Engineer. Perform all work in accordance with Sections 402, 420, and 425 of the *Standard Specifications*.

**Materials**

Refer to Division 10 of the *Standard Specifications*

Class A Concrete in backwalls shall conform to Article 1000-5 of the *Standard Specifications* for high early strength Portland cement concrete.

**Construction Methods**

Remove existing backwalls in accordance with the plans, Section 402 of the *Standard Specifications*, and as directed by the Engineer.

Construct proposed backwalls in accordance with the plans, Sections 420 and 425 of the *Standard Specifications*, and as directed by the Engineer.

**Measurement and Payment**

*Class A Concrete (Bridge)* will be measured and paid as the number of cubic yards of concrete incorporated into the proposed backwalls. The number of cubic yards of concrete is computed from the dimensions shown in the plans or from revised dimensions authorized by the Engineer.

*Epoxy Coated Reinforcing Steel (Bridge)* will be measured and paid as the number of pounds of steel bar reinforcement incorporated into the proposed backwalls or from revised quantities as directed by the Engineer. Where the plans are revised, the quantity to be paid is the quantity shown on the revised plans.

Such prices and payments will be full compensation for all items required to remove existing backwalls and construct proposed backwalls, including but not limited to, materials, equipment, tools, labor, disposal of debris, and all incidentals necessary to complete the work.

Payment will be made under:

| <b>Pay Item</b>                         | <b>Pay Unit</b> |
|---|-----------------|
| Class A Concrete (Bridge)               | Cubic Yard      |
| Epoxy Coated Reinforcing Steel (Bridge) | Pound           |

**STANDARD SPECIAL PROVISION**  
**AVAILABILITY OF FUNDS – TERMINATION OF CONTRACTS**

(5-20-08)

Z-2

*General Statute 143C-6-11. (h) Highway Appropriation* is hereby incorporated verbatim in this contract as follows:

(h) Amounts Encumbered. – Transportation project appropriations may be encumbered in the amount of allotments made to the Department of Transportation by the Director for the estimated payments for transportation project contract work to be performed in the appropriation fiscal year. The allotments shall be multiyear allotments and shall be based on estimated revenues and shall be subject to the maximum contract authority contained in *General Statute 143C-6-11(c)*. Payment for transportation project work performed pursuant to contract in any fiscal year other than the current fiscal year is subject to appropriations by the General Assembly. Transportation project contracts shall contain a schedule of estimated completion progress, and any acceleration of this progress shall be subject to the approval of the Department of Transportation provided funds are available. The State reserves the right to terminate or suspend any transportation project contract, and any transportation project contract shall be so terminated or suspended if funds will not be available for payment of the work to be performed during that fiscal year pursuant to the contract. In the event of termination of any contract, the contractor shall be given a written notice of termination at least 60 days before completion of scheduled work for which funds are available. In the event of termination, the contractor shall be paid for the work already performed in accordance with the contract specifications.

Payment will be made on any contract terminated pursuant to the special provision in accordance with Subarticle 108-13(E) of the *2012 Standard Specifications*.

**STANDARD SPECIAL PROVISION**  
**NCDOT GENERAL SEED SPECIFICATION FOR SEED QUALITY**

(5-17-11)

Z-3

Seed shall be sampled and tested by the North Carolina Department of Agriculture and Consumer Services, Seed Testing Laboratory. When said samples are collected, the vendor shall supply an independent laboratory report for each lot to be tested. Results from seed so sampled shall be final. Seed not meeting the specifications shall be rejected by the Department of Transportation and shall not be delivered to North Carolina Department of Transportation warehouses. If seed has been delivered it shall be available for pickup and replacement at the supplier's expense.

Any re-labeling required by the North Carolina Department of Agriculture and Consumer Services, Seed Testing Laboratory, that would cause the label to reflect as otherwise specified herein shall be rejected by the North Carolina Department of Transportation.

Seed shall be free from seeds of the noxious weeds Johnsongrass, Balloonvine, Jimsonweed, Witchweed, Itchgrass, Serrated Tussock, Showy Crotalaria, Smooth Crotalaria, Sicklepod, Sandbur, Wild Onion, and Wild Garlic. Seed shall not be labeled with the above weed species on the seed analysis label. Tolerances as applied by the Association of Official Seed Analysts will NOT be allowed for the above noxious weeds except for Wild Onion and Wild Garlic.

Tolerances established by the Association of Official Seed Analysts will generally be recognized. However, for the purpose of figuring pure live seed, the found pure seed and found germination percentages as reported by the North Carolina Department of Agriculture and Consumer Services, Seed Testing Laboratory will be used. Allowances, as established by the NCDOT, will be recognized for minimum pure live seed as listed on the following pages.

The specifications for restricted noxious weed seed refers to the number per pound as follows:

| <b><u>Restricted Noxious Weed</u></b> | <b><u>Limitations per Lb. Of Seed</u></b> | <b><u>Restricted Noxious Weed</u></b> | <b><u>Limitations per Lb. of Seed</u></b> |
|---------------------------------------|---|---------------------------------------|---|
| Blessed Thistle                       | 4 seeds                                   | Cornflower (Ragged Robin)             | 27 seeds                                  |
| Cocklebur                             | 4 seeds                                   | Texas Panicum                         | 27 seeds                                  |
| Spurred Anoda                         | 4 seeds                                   | Bracted Plantain                      | 54 seeds                                  |
| Velvetleaf                            | 4 seeds                                   | Buckhorn Plantain                     | 54 seeds                                  |
| Morning-glory                         | 8 seeds                                   | Broadleaf Dock                        | 54 seeds                                  |
| Corn Cockle                           | 10 seeds                                  | Curly Dock                            | 54 seeds                                  |
| Wild Radish                           | 12 seeds                                  | Dodder                                | 54 seeds                                  |
| Purple Nutsedge                       | 27 seeds                                  | Giant Foxtail                         | 54 seeds                                  |
| Yellow Nutsedge                       | 27 seeds                                  | Horsenettle                           | 54 seeds                                  |
| Canada Thistle                        | 27 seeds                                  | Quackgrass                            | 54 seeds                                  |
| Field Bindweed                        | 27 seeds                                  | Wild Mustard                          | 54 seeds                                  |
| Hedge Bindweed                        | 27 seeds                                  |                                       |   |

Seed of Pensacola Bahiagrass shall not contain more than 7% inert matter, Kentucky Bluegrass, Centipede and Fine or Hard Fescue shall not contain more than 5% inert matter whereas a maximum of 2% inert matter will be allowed on all other kinds of seed. In addition, all seed shall not contain more than 2% other crop seed nor more than 1% total weed seed. The germination rate as tested by the North Carolina Department of Agriculture shall not fall below 70%, which includes both dormant and hard seed. Seed shall be labeled with not more than 7%, 5% or 2% inert matter (according to above specifications), 2% other crop seed and 1% total weed seed.

Exceptions may be made for minimum pure live seed allowances when cases of seed variety shortages are verified. Pure live seed percentages will be applied in a verified shortage situation. Those purchase orders of deficient seed lots will be credited with the percentage that the seed is deficient.

FURTHER SPECIFICATIONS FOR EACH SEED GROUP ARE GIVEN BELOW:

Minimum 85% pure live seed; maximum 1% total weed seed; maximum 2% total other crop seed; maximum 144 restricted noxious weed seed per pound. Seed less than 83% pure live seed will not be approved.

Sericea Lespedeza  
Oats (seeds)

Minimum 80% pure live seed; maximum 1% total weed seed; maximum 2% total other crop; maximum 144 restricted noxious weed seed per pound. Seed less than 78% pure live seed will not be approved.

Tall Fescue (all approved varieties)  
Kobe Lespedeza  
Korean Lespedeza  
Weeping Lovegrass  
Carpetgrass

Bermudagrass  
Browntop Millet  
German Millet – Strain R  
Clover – Red/White/Crimson

Minimum 78% pure live seed; maximum 1% total weed seed; maximum 2% total other crop seed; maximum 144 restricted noxious weed seed per pound. Seed less than 76% pure live seed will not be approved.

Common or Sweet Sundangrass

Minimum 76% pure live seed; maximum 1% total weed seed; maximum 2% total other crop seed; maximum 144 restricted noxious weed seed per pound. Seed less than 74% pure live seed will not be approved.

Rye (grain; all varieties)  
Kentucky Bluegrass (all approved varieties)  
Hard Fescue (all approved varieties)  
Shrub (bicolor) Lespedeza

Minimum 70% pure live seed; maximum 1% total weed seed; maximum 2% total other crop seed; maximum 144 noxious weed seed per pound. Seed less than 70% pure live seed will not be approved.

Centipede grass  
Crownvetch  
Pensacola Bahiagrass  
Creeping Red Fescue

Japanese Millet  
Reed Canary Grass  
Zoysia

Minimum 70% pure live seed; maximum 1% total weed seed; maximum 2% total other crop seed; maximum 5% inert matter; maximum 144 restricted noxious weed seed per pound.

Barnyard Grass  
Big Bluestem  
Little Bluestem  
Bristly Locust  
Birdsfoot Trefoil  
Indiangrass  
Orchardgrass  
Switchgrass  
Yellow Blossom Sweet Clover



**STANDARD SPECIAL PROVISION****ERRATA**

(1-17-12) (Rev. 1-21-14)

Z-4

Revise the *2012 Standard Specifications* as follows:

**Division 2**

**Page 2-7, line 31, Article 215-2 Construction Methods**, replace “Article 107-26” with “Article 107-25”.

**Page 2-17, Article 226-3, Measurement and Payment, line 2**, delete “pipe culverts.”

**Page 2-20, Subarticle 230-4(B), Contractor Furnished Sources**, change references as follows: **Line 1**, replace “(4) Buffer Zone” with “(c) Buffer Zone”; **Line 12**, replace “(5) Evaluation for Potential Wetlands and Endangered Species” with “(d) Evaluation for Potential Wetlands and Endangered Species”; and **Line 33**, replace “(6) Approval” with “(4) Approval”.

**Division 3**

**Page 3-1, after line 15, Article 300-2 Materials**, replace “1032-9(F)” with “1032-6(F)”.

**Division 4**

**Page 4-77, line 27, Subarticle 452-3(C) Concrete Coping**, replace “sheet pile” with “reinforcement”.

**Division 6**

**Page 6-7, line 31, Article 609-3 Field Verification of Mixture and Job Mix Formula Adjustments**, replace “30” with “45”.

**Page 6-10, line 42, Subarticle 609-6(C)(2)**, replace “Subarticle 609-6(E)” with “Subarticle 609-6(D)”.

**Page 6-11, Table 609-1 Control Limits**, replace “Max. Spec. Limit” for the Target Source of  $P_{0.075}/P_{be}$  Ratio with “1.0”.

**Page 6-40, Article 650-2 Materials**, replace “Subarticle 1012-1(F)” with “Subarticle 1012-1(E)”

**Division 8**

**Page 8-23, line 10, Article 838-2 Materials**, replace “Portland Cement Concrete, Class B” with “Portland Cement Concrete, Class A”.

**Division 12**

**Page 12-7, Table 1205-3**, add “FOR THERMOPLASTIC” to the end of the title.

**Page 12-8, Subarticle 1205-5(B), line 13**, replace “Table 1205-2” with “Table 1205-4”.

**Page 12-8, Table 1205-4 and 1205-5**, replace “THERMOPLASTIC” in the title of these tables with “POLYUREA”.

**Page 12-9, Subarticle 1205-6(B), line 21**, replace “Table 1205-4” with “Table 1205-6”.

**Page 12-11, Subarticle 1205-8(C), line 25**, replace “Table 1205-5” with “Table 1205-7”.

**Division 15**

**Page 15-4, Subarticle 1505-3(F) Backfilling, line 26,** replace “Subarticle 235-4(C)” with “Subarticle 235-3(C)”.

**Page 15-6, Subarticle 1510-3(B), after line 21,** replace the allowable leakage formula with the following:  $W = LD\sqrt{P} \div 148,000$

**Page 15-6, Subarticle 1510-3(B), line 32,** delete “may be performed concurrently or” and replace with “shall be performed”.

**Page 15-17, Subarticle 1540-3(E), line 27,** delete “Type 1”.

**Division 17**

**Page 17-26, line 42, Subarticle 1731-3(D) Termination and Splicing within Interconnect Center,** delete this subarticle.

Revise the *2012 Roadway Standard Drawings* as follows:

**1633.01 Sheet 1 of 1, English Standard Drawing for Matting Installation,** replace “1633.01” with “1631.01”.

**STANDARD SPECIAL PROVISION****PLANT AND PEST QUARANTINES****(Imported Fire Ant, Gypsy Moth, Witchweed, And Other Noxious Weeds)**

(3-18-03) (Rev. 10-15-13)

Z-04a

**Within Quarantined Area**

This project may be within a county regulated for plant and/or pests. If the project or any part of the Contractor's operations is located within a quarantined area, thoroughly clean all equipment prior to moving out of the quarantined area. Comply with federal/state regulations by obtaining a certificate or limited permit for any regulated article moving from the quarantined area.

**Originating in a Quarantined County**

Obtain a certificate or limited permit issued by the N.C. Department of Agriculture/United States Department of Agriculture. Have the certificate or limited permit accompany the article when it arrives at the project site.

**Contact**

Contact the N.C. Department of Agriculture/United States Department of Agriculture at 1-800-206-9333, 919-733-6932, or <http://www.ncagr.gov/plantind/> to determine those specific project sites located in the quarantined area or for any regulated article used on this project originating in a quarantined county.

**Regulated Articles Include**

1. Soil, sand, gravel, compost, peat, humus, muck, and decomposed manure, separately or with other articles. This includes movement of articles listed above that may be associated with cut/waste, ditch pulling, and shoulder cutting.
2. Plants with roots including grass sod.
3. Plant crowns and roots.
4. Bulbs, corms, rhizomes, and tubers of ornamental plants.
5. Hay, straw, fodder, and plant litter of any kind.
6. Clearing and grubbing debris.
7. Used agricultural cultivating and harvesting equipment.
8. Used earth-moving equipment.
9. Any other products, articles, or means of conveyance, of any character, if determined by an inspector to present a hazard of spreading imported fire ant, gypsy moth, witchweed or other noxious weeds.

**STANDARD SPECIAL PROVISION****AWARD OF CONTRACT**

(6-28-77)

Z-6

“The North Carolina Department of Transportation, in accordance with the provisions of *Title VI of the Civil Rights Act of 1964* (78 Stat. 252) and the Regulations of the Department of Transportation (*49 C.F.R., Part 21*), issued pursuant to such act, hereby notifies all bidders that it will affirmatively insure that the contract entered into pursuant to this advertisement will be awarded to the lowest responsible bidder without discrimination on the ground of race, color, or national origin”.

**STANDARD SPECIAL PROVISION****MINORITY AND FEMALE EMPLOYMENT REQUIREMENTS**

Z-7

**NOTICE OF REQUIREMENTS FOR AFFIRMATIVE ACTION TO ENSURE EQUAL EMPLOYMENT OPPORTUNITY (EXECUTIVE NUMBER 11246)**

1. The goals and timetables for minority and female participation, expressed in percentage terms for the Contractor's aggregate workforce in each trade on all construction work in the covered area, see as shown on the attached sheet entitled "Employment Goals for Minority and Female participation".

These goals are applicable to all the Contractor's construction work (whether or not it is Federal or federally assisted) performed in the covered area. If the Contractor performs construction work in a geographical area located outside of the covered area, it shall apply the goals established for such geographical area where the work is actually performed. With regard to this second area, the Contractor also is subject to the goals for both its federally involved and nonfederally involved construction.

The Contractor's compliance with the Executive Order and the regulations in *41 CFR Part 60-4* shall be based on its implementation of the Equal Opportunity Clause, specific affirmative action obligations required by the specifications set forth in *41 CFR 60-4.3(a)*, and its effort to meet the goals. The hours of minority and female employment and training must be substantially uniform throughout the length of the contract, and in each trade and the Contractor shall make a good faith effort to employ minorities and women evenly on each of its projects. The transfer of minority or female employees or trainees from Contractor to Contractor or from project to project or the sole purpose of meeting the Contractor's goals shall be a violation of the contract, the executive Order and the regulations in *41 CFR Part 60-4*. Compliance with the goals will be measured against the total work hours performed.

2. As used in this Notice and in the contract resulting from this solicitation, the "covered area" is the county or counties shown on the cover sheet of the proposal form and contract.

**EMPLOYMENT GOALS FOR MINORITY  
AND FEMALE PARTICIPATION**

Economic Areas

**Area 023 29.7%**

Bertie County  
Camden County  
Chowan County  
Gates County  
Hertford County  
Pasquotank County  
Perquimans County

**Area 024 31.7%**

Beaufort County  
Carteret County  
Craven County  
Dare County  
Edgecombe County  
Green County  
Halifax County  
Hyde County  
Jones County  
Lenoir County  
Martin County  
Nash County  
Northampton County  
Pamlico County  
Pitt County  
Tyrrell County  
Washington County  
Wayne County  
Wilson County

**Area 025 23.5%**

Columbus County  
Duplin County  
Onslow County  
Pender County

**Area 026 33.5%**

Bladen County  
Hoke County  
Richmond County  
Robeson County  
Sampson County  
Scotland County

**Area 027 24.7%**

Chatham County  
Franklin County  
Granville County  
Harnett County  
Johnston County  
Lee County  
Person County  
Vance County  
Warren County

**Area 028 15.5%**

Alleghany County  
Ashe County  
Caswell County  
Davie County  
Montgomery County  
Moore County  
Rockingham County  
Surry County  
Watauga County  
Wilkes County

**Area 029 15.7%**

Alexander County  
Anson County  
Burke County  
Cabarrus County  
Caldwell County  
Catawba County  
Cleveland County  
Iredell County  
Lincoln County  
Polk County  
Rowan County  
Rutherford County  
Stanly County

**Area 0480 8.5%**

Buncombe County  
Madison County

**Area 030 6.3%**

Avery County  
Cherokee County  
Clay County  
Graham County  
Haywood County  
Henderson County  
Jackson County  
McDowell County  
Macon County  
Mitchell County  
Swain County  
Transylvania County  
Yancey County

SMSA Areas

Area 5720 26.6%  
Currituck County

Area 9200 20.7%  
Brunswick County  
New Hanover County

Area 2560 24.2%  
Cumberland County

Area 6640 22.8%  
Durham County  
Orange County  
Wake County

Area 1300 16.2%  
Alamance County

Area 3120 16.4%  
Davidson County  
Forsyth County  
Guilford County  
Randolph County  
Stokes County  
Yadkin County

Area 1520 18.3%  
Gaston County  
Mecklenburg County  
Union County

---

Goals for Female

Participation in Each Trade

(Statewide) 6.9%

**STANDARD SPECIAL PROVISION****REQUIRED CONTRACT PROVISIONS FEDERAL - AID CONSTRUCTION CONTRACTS**

FHWA - 1273 Electronic Version - May 1, 2012

Z-8

- I. General
- II. Nondiscrimination
- III. Nonsegregated Facilities
- IV. Davis-Bacon and Related Act Provisions
- V. Contract Work Hours and Safety Standards Act Provisions
- VI. Subletting or Assigning the Contract
- VII. Safety: Accident Prevention
- VIII. False Statements Concerning Highway Projects
- IX. Implementation of Clean Air Act and Federal Water Pollution Control Act
- X. Compliance with Governmentwide Suspension and Debarment Requirements
- XI. Certification Regarding Use of Contract Funds for Lobbying

**ATTACHMENTS**

- A. Employment and Materials Preference for Appalachian Development Highway System or Appalachian Local Access Road Contracts (included in Appalachian contracts only)

**I. GENERAL**

1. Form FHWA-1273 must be physically incorporated in each construction contract funded under Title 23 (excluding emergency contracts solely intended for debris removal). The contractor (or subcontractor) must insert this form in each subcontract and further require its inclusion in all lower tier subcontracts (excluding purchase orders, rental agreements and other agreements for supplies or services).

The applicable requirements of Form FHWA-1273 are incorporated by reference for work done under any purchase order, rental agreement or agreement for other services. The prime contractor shall be responsible for compliance by any subcontractor, lower-tier subcontractor or service provider.

Form FHWA-1273 must be included in all Federal-aid design-build contracts, in all subcontracts and in lower tier subcontracts (excluding subcontracts for design services, purchase orders, rental agreements and other agreements for supplies or services). The design-builder shall be responsible for compliance by any subcontractor, lower-tier subcontractor or service provider.

Contracting agencies may reference Form FHWA-1273 in bid proposal or request for proposal documents, however, the Form FHWA-1273 must be physically incorporated (not referenced) in all contracts, subcontracts and lower-tier subcontracts (excluding purchase orders, rental agreements and other agreements for supplies or services related to a construction contract).

2. Subject to the applicability criteria noted in the following sections, these contract provisions shall apply to all work performed on the contract by the contractor's own organization and with the assistance of workers under the contractor's immediate superintendence and to all work performed on the contract by piecework, station work, or by subcontract.
3. A breach of any of the stipulations contained in these Required Contract Provisions may be sufficient grounds for withholding of progress payments, withholding of final payment, termination of the contract, suspension / debarment or any other action determined to be appropriate by the contracting agency and FHWA.
4. Selection of Labor: During the performance of this contract, the contractor shall not use convict labor for any purpose within the limits of a construction project on a Federal-aid highway unless it is labor performed by convicts who are on parole, supervised release, or probation. The term Federal-aid highway does not include roadways functionally classified as local roads or rural minor collectors.

**II. NONDISCRIMINATION**

The provisions of this section related to 23 CFR Part 230 are applicable to all Federal-aid construction contracts and to all related construction subcontracts of \$10,000 or more. The provisions of 23 CFR Part 230 are not applicable to material supply, engineering, or architectural service contracts.

In addition, the contractor and all subcontractors must comply with the following policies: Executive Order 11246, 41 CFR 60, 29 CFR 1625-1627, Title 23 USC Section 140, the Rehabilitation Act of 1973, as amended (29 USC 794), Title VI of the Civil Rights Act of 1964, as amended, and related regulations including 49 CFR Parts 21, 26 and 27; and 23 CFR Parts 200, 230, and 633.

The contractor and all subcontractors must comply with: the requirements of the Equal Opportunity Clause in 41 CFR 60-1.4(b) and, for all construction contracts exceeding \$10,000, the Standard Federal Equal Employment Opportunity Construction Contract Specifications in 41 CFR 60-4.3.

Note: The U.S. Department of Labor has exclusive authority to determine compliance with Executive Order 11246 and the policies of the Secretary of Labor including 41 CFR 60, and 29 CFR 1625-1627. The contracting agency and the FHWA have the authority and the responsibility to ensure compliance with Title 23 USC Section 140, the Rehabilitation Act of 1973, as amended (29 USC 794), and Title VI of the Civil Rights Act of 1964, as amended, and related regulations including 49 CFR Parts 21, 26 and 27; and 23 CFR Parts 200, 230, and 633.

The following provision is adopted from 23 CFR 230, Appendix A, with appropriate revisions to conform to the U.S. Department of Labor (US DOL) and FHWA requirements.

1. **Equal Employment Opportunity:** Equal employment opportunity (EEO) requirements not to discriminate and to take affirmative action to assure equal opportunity as set forth under laws, executive orders, rules, regulations (28 CFR 35, 29 CFR 1630, 29 CFR 1625-1627, 41 CFR 60 and 49 CFR 27) and orders of the Secretary of Labor as modified by the provisions prescribed herein, and imposed pursuant to 23 U.S.C. 140 shall constitute the EEO and specific affirmative action standards for the contractor's project activities under this contract. The provisions of the Americans with Disabilities Act of 1990 (42 U.S.C. 12101 et seq.) set forth under 28 CFR 35 and 29 CFR 1630 are



incorporated by reference in this contract. In the execution of this contract, the contractor agrees to comply with the following minimum specific requirement activities of EEO:

- a. The contractor will work with the contracting agency and the Federal Government to ensure that it has made every good faith effort to provide equal opportunity with respect to all of its terms and conditions of employment and in their review of activities under the contract.
  - b. The contractor will accept as its operating policy the following statement:  
"It is the policy of this Company to assure that applicants are employed, and that employees are treated during employment, without regard to their race, religion, sex, color, national origin, age or disability. Such action shall include: employment, upgrading, demotion, or transfer; recruitment or recruitment advertising; layoff or termination; rates of pay or other forms of compensation; and selection for training, including apprenticeship, pre-apprenticeship, and/or on-the-job training."
2. **EEO Officer:** The contractor will designate and make known to the contracting officers an EEO Officer who will have the responsibility for and must be capable of effectively administering and promoting an active EEO program and who must be assigned adequate authority and responsibility to do so.
  3. **Dissemination of Policy:** All members of the contractor's staff who are authorized to hire, supervise, promote, and discharge employees, or who recommend such action, or who are substantially involved in such action, will be made fully cognizant of, and will implement, the contractor's EEO policy and contractual responsibilities to provide EEO in each grade and classification of employment. To ensure that the above agreement will be met, the following actions will be taken as a minimum:
    - a. Periodic meetings of supervisory and personnel office employees will be conducted before the start of work and then not less often than once every six months, at which time the contractor's EEO policy and its implementation will be reviewed and explained. The meetings will be conducted by the EEO Officer.
    - b. All new supervisory or personnel office employees will be given a thorough indoctrination by the EEO Officer, covering all major aspects of the contractor's EEO obligations within thirty days following their reporting for duty with the contractor.
    - c. All personnel who are engaged in direct recruitment for the project will be instructed by the EEO Officer in the contractor's procedures for locating and hiring minorities and women.
    - d. Notices and posters setting forth the contractor's EEO policy will be placed in areas readily accessible to employees, applicants for employment and potential employees.
    - e. The contractor's EEO policy and the procedures to implement such policy will be brought to the attention of employees by means of meetings, employee handbooks, or other appropriate means.
  4. **Recruitment:** When advertising for employees, the contractor will include in all advertisements for employees the notation: "An Equal Opportunity Employer." All such advertisements will be placed in publications having a large circulation among minorities and women in the area from which the project work force would normally be derived.
    - a. The contractor will, unless precluded by a valid bargaining agreement, conduct systematic and direct recruitment through public and private employee referral sources likely to yield qualified minorities and women. To meet this requirement, the contractor will identify sources of potential minority group employees, and establish with such identified sources procedures whereby minority and women applicants may be referred to the contractor for employment consideration.
    - b. In the event the contractor has a valid bargaining agreement providing for exclusive hiring hall referrals, the contractor is expected to observe the provisions of that agreement to the extent that the system meets the contractor's compliance with EEO contract provisions. Where implementation of such an agreement has the effect of discriminating against minorities or women, or obligates the contractor to do the same, such implementation violates Federal nondiscrimination provisions.
    - c. The contractor will encourage its present employees to refer minorities and women as applicants for employment. Information and procedures with regard to referring such applicants will be discussed with employees.
  5. **Personnel Actions:** Wages, working conditions, and employee benefits shall be established and administered, and personnel actions of every type, including hiring, upgrading, promotion, transfer, demotion, layoff, and termination, shall be taken without regard to race, color, religion, sex, national origin, age or disability. The following procedures shall be followed:
    - a. The contractor will conduct periodic inspections of project sites to insure that working conditions and employee facilities do not indicate discriminatory treatment of project site personnel.
    - b. The contractor will periodically evaluate the spread of wages paid within each classification to determine any evidence of discriminatory wage practices.
    - c. The contractor will periodically review selected personnel actions in depth to determine whether there is evidence of discrimination. Where evidence is found, the contractor will promptly take corrective action. If the review indicates that the discrimination may extend beyond the actions reviewed, such corrective action shall include all affected persons.
    - d. The contractor will promptly investigate all complaints of alleged discrimination made to the contractor in connection with its obligations under this contract, will attempt to resolve such complaints, and will take appropriate corrective action within a reasonable time. If the investigation indicates that the discrimination may affect persons other than the complainant, such corrective action shall include such other persons. Upon completion of each investigation, the contractor will inform every complainant of all of their avenues of appeal.
  6. **Training and Promotion:**
    - a. The contractor will assist in locating, qualifying, and increasing the skills of minorities and women who are applicants for employment or current employees. Such efforts should be aimed at developing full journey level status employees in the type of trade or job classification involved.
    - b. Consistent with the contractor's work force requirements and as permissible under Federal and State regulations, the contractor shall make full use of training programs, i.e., apprenticeship, and on-the-job training programs for the geographical area of contract performance. In the event a special provision for training is provided under this contract, this subparagraph will be superseded as indicated in the special provision. The contracting agency may reserve training positions for persons who receive welfare assistance in accordance with 23 U.S.C. 140(a).
    - c. The contractor will advise employees and applicants for employment of available training programs and entrance requirements for each.
    - d. The contractor will periodically review the training and promotion potential of employees who are minorities and women and will encourage eligible employees to apply for such training and promotion.

7. **Unions:** If the contractor relies in whole or in part upon unions as a source of employees, the contractor will use good faith efforts to obtain the cooperation of such unions to increase opportunities for minorities and women. Actions by the contractor, either directly or through a contractor's association acting as agent, will include the procedures set forth below:
- The contractor will use good faith efforts to develop, in cooperation with the unions, joint training programs aimed toward qualifying more minorities and women for membership in the unions and increasing the skills of minorities and women so that they may qualify for higher paying employment.
  - The contractor will use good faith efforts to incorporate an EEO clause into each union agreement to the end that such union will be contractually bound to refer applicants without regard to their race, color, religion, sex, national origin, age or disability.
  - The contractor is to obtain information as to the referral practices and policies of the labor union except that to the extent such information is within the exclusive possession of the labor union and such labor union refuses to furnish such information to the contractor, the contractor shall so certify to the contracting agency and shall set forth what efforts have been made to obtain such information.
  - In the event the union is unable to provide the contractor with a reasonable flow of referrals within the time limit set forth in the collective bargaining agreement, the contractor will, through independent recruitment efforts, fill the employment vacancies without regard to race, color, religion, sex, national origin, age or disability; making full efforts to obtain qualified and/or qualifiable minorities and women. The failure of a union to provide sufficient referrals (even though it is obligated to provide exclusive referrals under the terms of a collective bargaining agreement) does not relieve the contractor from the requirements of this paragraph. In the event the union referral practice prevents the contractor from meeting the obligations pursuant to Executive Order 11246, as amended, and these special provisions, such contractor shall immediately notify the contracting agency.
8. **Reasonable Accommodation for Applicants / Employees with Disabilities:** The contractor must be familiar with the requirements for and comply with the Americans with Disabilities Act and all rules and regulations established there under. Employers must provide reasonable accommodation in all employment activities unless to do so would cause an undue hardship.
9. **Selection of Subcontractors, Procurement of Materials and Leasing of Equipment:** The contractor shall not discriminate on the grounds of race, color, religion, sex, national origin, age or disability in the selection and retention of subcontractors, including procurement of materials and leases of equipment. The contractor shall take all necessary and reasonable steps to ensure nondiscrimination in the administration of this contract.
- The contractor shall notify all potential subcontractors and suppliers and lessors of their EEO obligations under this contract.
  - The contractor will use good faith efforts to ensure subcontractor compliance with their EEO obligations.
10. **Assurance Required by 49 CFR 26.13(b):**
- The requirements of 49 CFR Part 26 and the State DOT's U.S. DOT-approved DBE program are incorporated by reference.
  - The contractor or subcontractor shall not discriminate on the basis of race, color, national origin, or sex in the performance of this contract. The contractor shall carry out applicable requirements of 49 CFR Part 26 in the award and administration of DOT-assisted contracts. Failure by the contractor to carry out these requirements is a material breach of this contract, which may result in the termination of this contract or such other remedy as the contracting agency deems appropriate.
11. **Records and Reports:** The contractor shall keep such records as necessary to document compliance with the EEO requirements. Such records shall be retained for a period of three years following the date of the final payment to the contractor for all contract work and shall be available at reasonable times and places for inspection by authorized representatives of the contracting agency and the FHWA.
- The records kept by the contractor shall document the following:
    - The number and work hours of minority and non-minority group members and women employed in each work classification on the project;
    - The progress and efforts being made in cooperation with unions, when applicable, to increase employment opportunities for minorities and women; and
    - The progress and efforts being made in locating, hiring, training, qualifying, and upgrading minorities and women;
  - The contractors and subcontractors will submit an annual report to the contracting agency each July for the duration of the project, indicating the number of minority, women, and non-minority group employees currently engaged in each work classification required by the contract work. This information is to be reported on Form FHWA-1391. The staffing data should represent the project work force on board in all or any part of the last payroll period preceding the end of July. If on-the-job training is being required by special provision, the contractor will be required to collect and report training data. The employment data should reflect the work force on board during all or any part of the last payroll period preceding the end of July.

### III. NONSEGREGATED FACILITIES

This provision is applicable to all Federal-aid construction contracts and to all related construction subcontracts of \$10,000 or more.

The contractor must ensure that facilities provided for employees are provided in such a manner that segregation on the basis of race, color, religion, sex, or national origin cannot result. The contractor may neither require such segregated use by written or oral policies nor tolerate such use by employee custom. The contractor's obligation extends further to ensure that its employees are not assigned to perform their services at any location, under the contractor's control, where the facilities are segregated. The term "facilities" includes waiting rooms, work areas, restaurants and other eating areas, time clocks, restrooms, washrooms, locker rooms, and other storage or dressing areas, parking lots, drinking fountains, recreation or entertainment areas, transportation, and housing provided for employees. The contractor shall provide separate or single-user restrooms and necessary dressing or sleeping areas to assure privacy between sexes.

### IV. DAVIS-BACON AND RELATED ACT PROVISIONS

This section is applicable to all Federal-aid construction projects exceeding \$2,000 and to all related subcontracts and lower-tier subcontracts (regardless of subcontract size). The requirements apply to all projects located within the right-of-way of a roadway that is functionally classified as Federal-aid highway. This excludes roadways functionally classified as local roads or rural minor collectors, which are exempt. Contracting agencies may elect to apply these requirements to other projects.

The following provisions are from the U.S. Department of Labor regulations in 29 CFR 5.5 "Contract provisions and related matters" with minor revisions to conform to the FHWA-1273 format and FHWA program requirements.

#### 1. Minimum wages

- All laborers and mechanics employed or working upon the site of the work, will be paid unconditionally and not less often than once a week, and without subsequent deduction or rebate on any account (except such payroll deductions as are permitted by regulations issued by the

Secretary of Labor under the Copeland Act (29 CFR part 3)), the full amount of wages and bona fide fringe benefits (or cash equivalents thereof) due at time of payment computed at rates not less than those contained in the wage determination of the Secretary of Labor which is attached hereto and made a part hereof, regardless of any contractual relationship which may be alleged to exist between the contractor and such laborers and mechanics.

Contributions made or costs reasonably anticipated for bona fide fringe benefits under section 1(b)(2) of the Davis-Bacon Act on behalf of laborers or mechanics are considered wages paid to such laborers or mechanics, subject to the provisions of paragraph 1.d. of this section; also, regular contributions made or costs incurred for more than a weekly period (but not less often than quarterly) under plans, funds, or programs which cover the particular weekly period, are deemed to be constructively made or incurred during such weekly period. Such laborers and mechanics shall be paid the appropriate wage rate and fringe benefits on the wage determination for the classification of work actually performed, without regard to skill, except as provided in 29 CFR 5.5(a)(4). Laborers or mechanics performing work in more than one classification may be compensated at the rate specified for each classification for the time actually worked therein: Provided, That the employer's payroll records accurately set forth the time spent in each classification in which work is performed. The wage determination (including any additional classification and wage rates conformed under paragraph 1.b. of this section) and the Davis-Bacon poster (WH-1321) shall be posted at all times by the contractor and its subcontractors at the site of the work in a prominent and accessible place where it can be easily seen by the workers.

- b. (1) The contracting officer shall require that any class of laborers or mechanics, including helpers, which is not listed in the wage determination and which is to be employed under the contract shall be classified in conformance with the wage determination. The contracting officer shall approve an additional classification and wage rate and fringe benefits therefore only when the following criteria have been met:
    - (i) The work to be performed by the classification requested is not performed by a classification in the wage determination; and
    - (ii) The classification is utilized in the area by the construction industry; and
    - (iii) The proposed wage rate, including any bona fide fringe benefits, bears a reasonable relationship to the wage rates contained in the wage determination.
  - (2) If the contractor and the laborers and mechanics to be employed in the classification (if known), or their representatives, and the contracting officer agree on the classification and wage rate (including the amount designated for fringe benefits where appropriate), a report of the action taken shall be sent by the contracting officer to the Administrator of the Wage and Hour Division, Employment Standards Administration, U.S. Department of Labor, Washington, DC 20210. The Administrator, or an authorized representative, will approve, modify, or disapprove every additional classification action within 30 days of receipt and so advise the contracting officer or will notify the contracting officer within the 30-day period that additional time is necessary.
  - (3) In the event the contractor, the laborers or mechanics to be employed in the classification or their representatives, and the contracting officer do not agree on the proposed classification and wage rate (including the amount designated for fringe benefits, where appropriate), the contracting officer shall refer the questions, including the views of all interested parties and the recommendation of the contracting officer, to the Wage and Hour Administrator for determination. The Wage and Hour Administrator, or an authorized representative, will issue a determination within 30 days of receipt and so advise the contracting officer or will notify the contracting officer within the 30-day period that additional time is necessary.
  - (4) The wage rate (including fringe benefits where appropriate) determined pursuant to paragraphs 1.b.(2) or 1.b.(3) of this section, shall be paid to all workers performing work in the classification under this contract from the first day on which work is performed in the classification.
- c. Whenever the minimum wage rate prescribed in the contract for a class of laborers or mechanics includes a fringe benefit which is not expressed as an hourly rate, the contractor shall either pay the benefit as stated in the wage determination or shall pay another bona fide fringe benefit or an hourly cash equivalent thereof.
  - d. If the contractor does not make payments to a trustee or other third person, the contractor may consider as part of the wages of any laborer or mechanic the amount of any costs reasonably anticipated in providing bona fide fringe benefits under a plan or program, Provided, That the Secretary of Labor has found, upon the written request of the contractor, that the applicable standards of the Davis-Bacon Act have been met. The Secretary of Labor may require the contractor to set aside in a separate account assets for the meeting of obligations under the plan or program.
2. **Withholding.** The contracting agency shall upon its own action or upon written request of an authorized representative of the Department of Labor, withhold or cause to be withheld from the contractor under this contract, or any other Federal contract with the same prime contractor, or any other federally-assisted contract subject to Davis-Bacon prevailing wage requirements, which is held by the same prime contractor, so much of the accrued payments or advances as may be considered necessary to pay laborers and mechanics, including apprentices, trainees, and helpers, employed by the contractor or any subcontractor the full amount of wages required by the contract. In the event of failure to pay any laborer or mechanic, including any apprentice, trainee, or helper, employed or working on the site of the work, all or part of the wages required by the contract, the contracting agency may, after written notice to the contractor, take such action as may be necessary to cause the suspension of any further payment, advance, or guarantee of funds until such violations have ceased.
  3. **Payrolls and basic records**
    - a. Payrolls and basic records relating thereto shall be maintained by the contractor during the course of the work and preserved for a period of three years thereafter for all laborers and mechanics working at the site of the work. Such records shall contain the name, address, and social security number of each such worker, his or her correct classification, hourly rates of wages paid (including rates of contributions or costs anticipated for bona fide fringe benefits or cash equivalents thereof of the types described in section 1(b)(2)(B) of the Davis-Bacon Act), daily and weekly number of hours worked, deductions made and actual wages paid. Whenever the Secretary of Labor has found under 29 CFR 5.5(a)(1)(iv) that the wages of any laborer or mechanic include the amount of any costs reasonably anticipated in providing benefits under a plan or program described in section 1(b)(2)(B) of the Davis-Bacon Act, the contractor shall maintain records which show that the commitment to provide such benefits is enforceable, that the plan or program is financially responsible, and that the plan or program has been communicated in writing to the laborers or mechanics affected, and records which show the costs anticipated or the actual cost incurred in providing such benefits. Contractors employing apprentices or trainees under approved programs shall maintain written evidence of the registration of apprenticeship programs and certification of trainee programs, the registration of the apprentices and trainees, and the ratios and wage rates prescribed in the applicable programs.
    - b. (1) The contractor shall submit weekly for each week in which any contract work is performed a copy of all payrolls to the contracting agency. The payrolls submitted shall set out accurately and completely all of the information required to be maintained under 29 CFR 5.5(a)(3)(i), except that full social security numbers and home addresses shall not be included on weekly transmittals. Instead the

payrolls shall only need to include an individually identifying number for each employee ( e.g. , the last four digits of the employee's social security number). The required weekly payroll information may be submitted in any form desired. Optional Form WH-347 is available for this purpose from the Wage and Hour Division Web site at <http://www.dol.gov/esa/whd/forms/wh347instr.htm> or its successor site. The prime contractor is responsible for the submission of copies of payrolls by all subcontractors. Contractors and subcontractors shall maintain the full social security number and current address of each covered worker, and shall provide them upon request to the contracting agency for transmission to the State DOT, the FHWA or the Wage and Hour Division of the Department of Labor for purposes of an investigation or audit of compliance with prevailing wage requirements. It is not a violation of this section for a prime contractor to require a subcontractor to provide addresses and social security numbers to the prime contractor for its own records, without weekly submission to the contracting agency.

- (2) Each payroll submitted shall be accompanied by a "Statement of Compliance," signed by the contractor or subcontractor or his or her agent who pays or supervises the payment of the persons employed under the contract and shall certify the following:
    - (i) That the payroll for the payroll period contains the information required to be provided under §5.5 (a)(3)(ii) of Regulations, 29 CFR part 5, the appropriate information is being maintained under §5.5 (a)(3)(i) of Regulations, 29 CFR part 5, and that such information is correct and complete;
    - (ii) That each laborer or mechanic (including each helper, apprentice, and trainee) employed on the contract during the payroll period has been paid the full weekly wages earned, without rebate, either directly or indirectly, and that no deductions have been made either directly or indirectly from the full wages earned, other than permissible deductions as set forth in Regulations, 29 CFR part 3;
    - (iii) That each laborer or mechanic has been paid not less than the applicable wage rates and fringe benefits or cash equivalents for the classification of work performed, as specified in the applicable wage determination incorporated into the contract.
  - (3) The weekly submission of a properly executed certification set forth on the reverse side of Optional Form WH-347 shall satisfy the requirement for submission of the "Statement of Compliance" required by paragraph 3.b.(2) of this section.
  - (4) The falsification of any of the above certifications may subject the contractor or subcontractor to civil or criminal prosecution under section 1001 of title 18 and section 231 of title 31 of the United States Code.
- c. The contractor or subcontractor shall make the records required under paragraph 3.a. of this section available for inspection, copying, or transcription by authorized representatives of the contracting agency, the State DOT, the FHWA, or the Department of Labor, and shall permit such representatives to interview employees during working hours on the job. If the contractor or subcontractor fails to submit the required records or to make them available, the FHWA may, after written notice to the contractor, the contracting agency or the State DOT, take such action as may be necessary to cause the suspension of any further payment, advance, or guarantee of funds. Furthermore, failure to submit the required records upon request or to make such records available may be grounds for debarment action pursuant to 29 CFR 5.12.

#### 4. Apprentices and trainees

- a. Apprentices (programs of the USDOL). Apprentices will be permitted to work at less than the predetermined rate for the work they performed when they are employed pursuant to and individually registered in a bona fide apprenticeship program registered with the U.S. Department of Labor, Employment and Training Administration, Office of Apprenticeship Training, Employer and Labor Services, or with a State Apprenticeship Agency recognized by the Office, or if a person is employed in his or her first 90 days of probationary employment as an apprentice in such an apprenticeship program, who is not individually registered in the program, but who has been certified by the Office of Apprenticeship Training, Employer and Labor Services or a State Apprenticeship Agency (where appropriate) to be eligible for probationary employment as an apprentice.

The allowable ratio of apprentices to journeymen on the job site in any craft classification shall not be greater than the ratio permitted to the contractor as to the entire work force under the registered program. Any worker listed on a payroll at an apprentice wage rate, who is not registered or otherwise employed as stated above, shall be paid not less than the applicable wage rate on the wage determination for the classification of work actually performed. In addition, any apprentice performing work on the job site in excess of the ratio permitted under the registered program shall be paid not less than the applicable wage rate on the wage determination for the work actually performed. Where a contractor is performing construction on a project in a locality other than that in which its program is registered, the ratios and wage rates (expressed in percentages of the journeyman's hourly rate) specified in the contractor's or subcontractor's registered program shall be observed.

Every apprentice must be paid at not less than the rate specified in the registered program for the apprentice's level of progress, expressed as a percentage of the journeymen hourly rate specified in the applicable wage determination. Apprentices shall be paid fringe benefits in accordance with the provisions of the apprenticeship program. If the apprenticeship program does not specify fringe benefits, apprentices must be paid the full amount of fringe benefits listed on the wage determination for the applicable classification. If the Administrator determines that a different practice prevails for the applicable apprentice classification, fringes shall be paid in accordance with that determination.

In the event the Office of Apprenticeship Training, Employer and Labor Services, or a State Apprenticeship Agency recognized by the Office, withdraws approval of an apprenticeship program, the contractor will no longer be permitted to utilize apprentices at less than the applicable predetermined rate for the work performed until an acceptable program is approved.

- b. Trainees (programs of the USDOL). Except as provided in 29 CFR 5.16, trainees will not be permitted to work at less than the predetermined rate for the work performed unless they are employed pursuant to and individually registered in a program which has received prior approval, evidenced by formal certification by the U.S. Department of Labor, Employment and Training Administration.

The ratio of trainees to journeymen on the job site shall not be greater than permitted under the plan approved by the Employment and Training Administration.

Every trainee must be paid at not less than the rate specified in the approved program for the trainee's level of progress, expressed as a percentage of the journeyman hourly rate specified in the applicable wage determination. Trainees shall be paid fringe benefits in accordance with the provisions of the trainee program. If the trainee program does not mention fringe benefits, trainees shall be paid the full amount of fringe benefits listed on the wage determination unless the Administrator of the Wage and Hour Division determines that there is an apprenticeship program associated with the corresponding journeyman wage rate on the wage determination which provides for less than full fringe benefits for apprentices. Any employee listed on the payroll at a trainee rate who is not registered and participating in a training plan approved by the Employment and Training Administration shall be paid not less than the applicable wage rate on the wage determination for the classification of work actually performed. In addition, any trainee performing work on the job site in excess of the ratio permitted under the registered program shall be paid not less than the applicable wage rate on the wage determination for the work actually performed.

In the event the Employment and Training Administration withdraws approval of a training program, the contractor will no longer be permitted to utilize trainees at less than the applicable predetermined rate for the work performed until an acceptable program is approved.

- c. Equal employment opportunity. The utilization of apprentices, trainees and journeymen under this part shall be in conformity with the equal employment opportunity requirements of Executive Order 11246, as amended, and 29 CFR part 30.
  - d. Apprentices and Trainees (programs of the U.S. DOT). Apprentices and trainees working under apprenticeship and skill training programs which have been certified by the Secretary of Transportation as promoting EEO in connection with Federal-aid highway construction programs are not subject to the requirements of paragraph 4 of this Section IV. The straight time hourly wage rates for apprentices and trainees under such programs will be established by the particular programs. The ratio of apprentices and trainees to journeymen shall not be greater than permitted by the terms of the particular program.
5. **Compliance with Copeland Act requirements.** The contractor shall comply with the requirements of 29 CFR part 3, which are incorporated by reference in this contract.
  6. **Subcontracts.** The contractor or subcontractor shall insert Form FHWA-1273 in any subcontracts and also require the subcontractors to include Form FHWA-1273 in any lower tier subcontracts. The prime contractor shall be responsible for the compliance by any subcontractor or lower tier subcontractor with all the contract clauses in 29 CFR 5.5.
  7. **Contract termination: debarment.** A breach of the contract clauses in 29 CFR 5.5 may be grounds for termination of the contract, and for debarment as a contractor and a subcontractor as provided in 29 CFR 5.12.
  8. **Compliance with Davis-Bacon and Related Act requirements.** All rulings and interpretations of the Davis-Bacon and Related Acts contained in 29 CFR parts 1, 3, and 5 are herein incorporated by reference in this contract.
  9. **Disputes concerning labor standards.** Disputes arising out of the labor standards provisions of this contract shall not be subject to the general disputes clause of this contract. Such disputes shall be resolved in accordance with the procedures of the Department of Labor set forth in 29 CFR parts 5, 6, and 7. Disputes within the meaning of this clause include disputes between the contractor (or any of its subcontractors) and the contracting agency, the U.S. Department of Labor, or the employees or their representatives.
  10. **Certification of eligibility.**
    - a. By entering into this contract, the contractor certifies that neither it (nor he or she) nor any person or firm who has an interest in the contractor's firm is a person or firm ineligible to be awarded Government contracts by virtue of section 3(a) of the Davis-Bacon Act or 29 CFR 5.12(a)(1).
    - b. No part of this contract shall be subcontracted to any person or firm ineligible for award of a Government contract by virtue of section 3(a) of the Davis-Bacon Act or 29 CFR 5.12(a)(1).
    - c. The penalty for making false statements is prescribed in the U.S. Criminal Code, 18 U.S.C. 1001.

#### V. CONTRACT WORK HOURS AND SAFETY STANDARDS ACT

The following clauses apply to any Federal-aid construction contract in an amount in excess of \$100,000 and subject to the overtime provisions of the Contract Work Hours and Safety Standards Act. These clauses shall be inserted in addition to the clauses required by 29 CFR 5.5(a) or 29 CFR 4.6. As used in this paragraph, the terms laborers and mechanics include watchmen and guards.

1. **Overtime requirements.** No contractor or subcontractor contracting for any part of the contract work which may require or involve the employment of laborers or mechanics shall require or permit any such laborer or mechanic in any workweek in which he or she is employed on such work to work in excess of forty hours in such workweek unless such laborer or mechanic receives compensation at a rate not less than one and one-half times the basic rate of pay for all hours worked in excess of forty hours in such workweek.
2. **Violation; liability for unpaid wages; liquidated damages.** In the event of any violation of the clause set forth in paragraph (1.) of this section, the contractor and any subcontractor responsible therefor shall be liable for the unpaid wages. In addition, such contractor and subcontractor shall be liable to the United States (in the case of work done under contract for the District of Columbia or a territory, to such District or to such territory), for liquidated damages. Such liquidated damages shall be computed with respect to each individual laborer or mechanic, including watchmen and guards, employed in violation of the clause set forth in paragraph (1.) of this section, in the sum of \$10 for each calendar day on which such individual was required or permitted to work in excess of the standard workweek of forty hours without payment of the overtime wages required by the clause set forth in paragraph (1.) of this section.
3. **Withholding for unpaid wages and liquidated damages.** The FHWA or the contacting agency shall upon its own action or upon written request of an authorized representative of the Department of Labor withhold or cause to be withheld, from any moneys payable on account of work performed by the contractor or subcontractor under any such contract or any other Federal contract with the same prime contractor, or any other federally-assisted contract subject to the Contract Work Hours and Safety Standards Act, which is held by the same prime contractor, such sums as may be determined to be necessary to satisfy any liabilities of such contractor or subcontractor for unpaid wages and liquidated damages as provided in the clause set forth in paragraph (2.) of this section.
4. **Subcontracts.** The contractor or subcontractor shall insert in any subcontracts the clauses set forth in paragraph (1.) through (4.) of this section and also a clause requiring the subcontractors to include these clauses in any lower tier subcontracts. The prime contractor shall be responsible for compliance by any subcontractor or lower tier subcontractor with the clauses set forth in paragraphs (1.) through (4.) of this section.

#### VI. SUBLETTING OR ASSIGNING THE CONTRACT

This provision is applicable to all Federal-aid construction contracts on the National Highway System.

1. The contractor shall perform with its own organization contract work amounting to not less than 30 percent (or a greater percentage if specified elsewhere in the contract) of the total original contract price, excluding any specialty items designated by the contracting agency. Specialty items may be performed by subcontract and the amount of any such specialty items performed may be deducted from the total original contract price before computing the amount of work required to be performed by the contractor's own organization (23 CFR 635.116).
  - a. The term "perform work with its own organization" refers to workers employed or leased by the prime contractor, and equipment owned or rented by the prime contractor, with or without operators. Such term does not include employees or equipment of a subcontractor or lower tier subcontractor, agents of the prime contractor, or any other assignees. The term may include payments for the costs of hiring leased employees

from an employee leasing firm meeting all relevant Federal and State regulatory requirements. Leased employees may only be included in this term if the prime contractor meets all of the following conditions:

- (1) the prime contractor maintains control over the supervision of the day-to-day activities of the leased employees;
  - (2) the prime contractor remains responsible for the quality of the work of the leased employees;
  - (3) the prime contractor retains all power to accept or exclude individual employees from work on the project; and
  - (4) the prime contractor remains ultimately responsible for the payment of predetermined minimum wages, the submission of payrolls, statements of compliance and all other Federal regulatory requirements.
- b. "Specialty Items" shall be construed to be limited to work that requires highly specialized knowledge, abilities, or equipment not ordinarily available in the type of contracting organizations qualified and expected to bid or propose on the contract as a whole and in general are to be limited to minor components of the overall contract.
2. The contract amount upon which the requirements set forth in paragraph (1) of Section VI is computed includes the cost of material and manufactured products which are to be purchased or produced by the contractor under the contract provisions.
  3. The contractor shall furnish (a) a competent superintendent or supervisor who is employed by the firm, has full authority to direct performance of the work in accordance with the contract requirements, and is in charge of all construction operations (regardless of who performs the work) and (b) such other of its own organizational resources (supervision, management, and engineering services) as the contracting officer determines is necessary to assure the performance of the contract.
  4. No portion of the contract shall be sublet, assigned or otherwise disposed of except with the written consent of the contracting officer, or authorized representative, and such consent when given shall not be construed to relieve the contractor of any responsibility for the fulfillment of the contract. Written consent will be given only after the contracting agency has assured that each subcontract is evidenced in writing and that it contains all pertinent provisions and requirements of the prime contract.
  5. The 30% self-performance requirement of paragraph (1) is not applicable to design-build contracts; however, contracting agencies may establish their own self-performance requirements.

#### **VII. SAFETY: ACCIDENT PREVENTION**

This provision is applicable to all Federal-aid construction contracts and to all related subcontracts.

1. In the performance of this contract the contractor shall comply with all applicable Federal, State, and local laws governing safety, health, and sanitation (23 CFR 635). The contractor shall provide all safeguards, safety devices and protective equipment and take any other needed actions as it determines, or as the contracting officer may determine, to be reasonably necessary to protect the life and health of employees on the job and the safety of the public and to protect property in connection with the performance of the work covered by the contract.
2. It is a condition of this contract, and shall be made a condition of each subcontract, which the contractor enters into pursuant to this contract, that the contractor and any subcontractor shall not permit any employee, in performance of the contract, to work in surroundings or under conditions which are unsanitary, hazardous or dangerous to his/her health or safety, as determined under construction safety and health standards (29 CFR 1926) promulgated by the Secretary of Labor, in accordance with Section 107 of the Contract Work Hours and Safety Standards Act (40 U.S.C. 3704).
3. Pursuant to 29 CFR 1926.3, it is a condition of this contract that the Secretary of Labor or authorized representative thereof, shall have right of entry to any site of contract performance to inspect or investigate the matter of compliance with the construction safety and health standards and to carry out the duties of the Secretary under Section 107 of the Contract Work Hours and Safety Standards Act (40 U.S.C.3704).

#### **VIII. FALSE STATEMENTS CONCERNING HIGHWAY PROJECTS**

This provision is applicable to all Federal-aid construction contracts and to all related subcontracts.

In order to assure high quality and durable construction in conformity with approved plans and specifications and a high degree of reliability on statements and representations made by engineers, contractors, suppliers, and workers on Federal-aid highway projects, it is essential that all persons concerned with the project perform their functions as carefully, thoroughly, and honestly as possible. Willful falsification, distortion, or misrepresentation with respect to any facts related to the project is a violation of Federal law. To prevent any misunderstanding regarding the seriousness of these and similar acts, Form FHWA-1022 shall be posted on each Federal-aid highway project (23 CFR 635) in one or more places where it is readily available to all persons concerned with the project:

18 U.S.C. 1020 reads as follows:

"Whoever, being an officer, agent, or employee of the United States, or of any State or Territory, or whoever, whether a person, association, firm, or corporation, knowingly makes any false statement, false representation, or false report as to the character, quality, quantity, or cost of the material used or to be used, or the quantity or quality of the work performed or to be performed, or the cost thereof in connection with the submission of plans, maps, specifications, contracts, or costs of construction on any highway or related project submitted for approval to the Secretary of Transportation; or

Whoever knowingly makes any false statement, false representation, false report or false claim with respect to the character, quality, quantity, or cost of any work performed or to be performed, or materials furnished or to be furnished, in connection with the construction of any highway or related project approved by the Secretary of Transportation; or

Whoever knowingly makes any false statement or false representation as to material fact in any statement, certificate, or report submitted pursuant to provisions of the Federal-aid Roads Act approved July 1, 1916, (39 Stat. 355), as amended and supplemented;

Shall be fined under this title or imprisoned not more than 5 years or both."

#### **IX. IMPLEMENTATION OF CLEAN AIR ACT AND FEDERAL WATER POLLUTION CONTROL ACT**

This provision is applicable to all Federal-aid construction contracts and to all related subcontracts.

By submission of this bid/proposal or the execution of this contract, or subcontract, as appropriate, the bidder, proposer, Federal-aid construction contractor, or subcontractor, as appropriate, will be deemed to have stipulated as follows:

1. That any person who is or will be utilized in the performance of this contract is not prohibited from receiving an award due to a violation of Section 508 of the Clean Water Act or Section 306 of the Clean Air Act.
2. That the contractor agrees to include or cause to be included the requirements of paragraph (1) of this Section X in every subcontract, and further agrees to take such action as the contracting agency may direct as a means of enforcing such requirements.

**X. CERTIFICATION REGARDING DEBARMENT, SUSPENSION, INELIGIBILITY AND VOLUNTARY EXCLUSION**

This provision is applicable to all Federal-aid construction contracts, design-build contracts, subcontracts, lower-tier subcontracts, purchase orders, lease agreements, consultant contracts or any other covered transaction requiring FHWA approval or that is estimated to cost \$25,000 or more – as defined in 2 CFR Parts 180 and 1200.

**1. Instructions for Certification – First Tier Participants:**

- a. By signing and submitting this proposal, the prospective first tier participant is providing the certification set out below.
- b. The inability of a person to provide the certification set out below will not necessarily result in denial of participation in this covered transaction. The prospective first tier participant shall submit an explanation of why it cannot provide the certification set out below. The certification or explanation will be considered in connection with the department or agency's determination whether to enter into this transaction. However, failure of the prospective first tier participant to furnish a certification or an explanation shall disqualify such a person from participation in this transaction.
- c. The certification in this clause is a material representation of fact upon which reliance was placed when the contracting agency determined to enter into this transaction. If it is later determined that the prospective participant knowingly rendered an erroneous certification, in addition to other remedies available to the Federal Government, the contracting agency may terminate this transaction for cause of default.
- d. The prospective first tier participant shall provide immediate written notice to the contracting agency to whom this proposal is submitted if any time the prospective first tier participant learns that its certification was erroneous when submitted or has become erroneous by reason of changed circumstances.
- e. The terms "covered transaction," "debarred," "suspended," "ineligible," "participant," "person," "principal," and "voluntarily excluded," as used in this clause, are defined in 2 CFR Parts 180 and 1200. "First Tier Covered Transactions" refers to any covered transaction between a grantee or subgrantee of Federal funds and a participant (such as the prime or general contractor). "Lower Tier Covered Transactions" refers to any covered transaction under a First Tier Covered Transaction (such as subcontracts). "First Tier Participant" refers to the participant who has entered into a covered transaction with a grantee or subgrantee of Federal funds (such as the prime or general contractor). "Lower Tier Participant" refers any participant who has entered into a covered transaction with a First Tier Participant or other Lower Tier Participants (such as subcontractors and suppliers).
- f. The prospective first tier participant agrees by submitting this proposal that, should the proposed covered transaction be entered into, it shall not knowingly enter into any lower tier covered transaction with a person who is debarred, suspended, declared ineligible, or voluntarily excluded from participation in this covered transaction, unless authorized by the department or agency entering into this transaction.
- g. The prospective first tier participant further agrees by submitting this proposal that it will include the clause titled "Certification Regarding Debarment, Suspension, Ineligibility and Voluntary Exclusion-Lower Tier Covered Transactions," provided by the department or contracting agency, entering into this covered transaction, without modification, in all lower tier covered transactions and in all solicitations for lower tier covered transactions exceeding the \$25,000 threshold.
- h. A participant in a covered transaction may rely upon a certification of a prospective participant in a lower tier covered transaction that is not debarred, suspended, ineligible, or voluntarily excluded from the covered transaction, unless it knows that the certification is erroneous. A participant is responsible for ensuring that its principals are not suspended, debarred, or otherwise ineligible to participate in covered transactions. To verify the eligibility of its principals, as well as the eligibility of any lower tier prospective participants, each participant may, but is not required to, check the Excluded Parties List System website (<https://www.epls.gov/>), which is compiled by the General Services Administration.
- i. Nothing contained in the foregoing shall be construed to require the establishment of a system of records in order to render in good faith the certification required by this clause. The knowledge and information of the prospective participant is not required to exceed that which is normally possessed by a prudent person in the ordinary course of business dealings.
- j. Except for transactions authorized under paragraph (f) of these instructions, if a participant in a covered transaction knowingly enters into a lower tier covered transaction with a person who is suspended, debarred, ineligible, or voluntarily excluded from participation in this transaction, in addition to other remedies available to the Federal Government, the department or agency may terminate this transaction for cause or default.

\*\*\*\*\*

**2. Certification Regarding Debarment, Suspension, Ineligibility and Voluntary Exclusion – First Tier Participants:**

- a. The prospective first tier participant certifies to the best of its knowledge and belief, that it and its principals:
  - (1) Are not presently debarred, suspended, proposed for debarment, declared ineligible, or voluntarily excluded from participating in covered transactions by any Federal department or agency;
  - (2) Have not within a three-year period preceding this proposal been convicted of or had a civil judgment rendered against them for commission of fraud or a criminal offense in connection with obtaining, attempting to obtain, or performing a public (Federal, State or local) transaction or contract under a public transaction; violation of Federal or State antitrust statutes or commission of embezzlement, theft, forgery, bribery, falsification or destruction of records, making false statements, or receiving stolen property;
  - (3) Are not presently indicted for or otherwise criminally or civilly charged by a governmental entity (Federal, State or local) with commission of any of the offenses enumerated in paragraph (a)(2) of this certification; and
  - (4) Have not within a three-year period preceding this application/proposal had one or more public transactions (Federal, State or local) terminated for cause or default.
- b. Where the prospective participant is unable to certify to any of the statements in this certification, such prospective participant shall attach an explanation to this proposal.

**2. Instructions for Certification - Lower Tier Participants:**

(Applicable to all subcontracts, purchase orders and other lower tier transactions requiring prior FHWA approval or estimated to cost \$25,000 or more - 2 CFR Parts 180 and 1200)

- a. By signing and submitting this proposal, the prospective lower tier is providing the certification set out below.
- b. The certification in this clause is a material representation of fact upon which reliance was placed when this transaction was entered into. If it is later determined that the prospective lower tier participant knowingly rendered an erroneous certification, in addition to other remedies available to the Federal Government, the department, or agency with which this transaction originated may pursue available remedies, including suspension and/or debarment.

- c. The prospective lower tier participant shall provide immediate written notice to the person to which this proposal is submitted if at any time the prospective lower tier participant learns that its certification was erroneous by reason of changed circumstances.
- d. The terms "covered transaction," "debarred," "suspended," "ineligible," "participant," "person," "principal," and "voluntarily excluded," as used in this clause, are defined in 2 CFR Parts 180 and 1200. You may contact the person to which this proposal is submitted for assistance in obtaining a copy of those regulations. "First Tier Covered Transactions" refers to any covered transaction between a grantee or subgrantee of Federal funds and a participant (such as the prime or general contract). "Lower Tier Covered Transactions" refers to any covered transaction under a First Tier Covered Transaction (such as subcontracts). "First Tier Participant" refers to the participant who has entered into a covered transaction with a grantee or subgrantee of Federal funds (such as the prime or general contractor). "Lower Tier Participant" refers any participant who has entered into a covered transaction with a First Tier Participant or other Lower Tier Participants (such as subcontractors and suppliers).
- e. The prospective lower tier participant agrees by submitting this proposal that, should the proposed covered transaction be entered into, it shall not knowingly enter into any lower tier covered transaction with a person who is debarred, suspended, declared ineligible, or voluntarily excluded from participation in this covered transaction, unless authorized by the department or agency with which this transaction originated.
- f. The prospective lower tier participant further agrees by submitting this proposal that it will include this clause titled "Certification Regarding Debarment, Suspension, Ineligibility and Voluntary Exclusion-Lower Tier Covered Transaction," without modification, in all lower tier covered transactions and in all solicitations for lower tier covered transactions exceeding the \$25,000 threshold.
- g. A participant in a covered transaction may rely upon a certification of a prospective participant in a lower tier covered transaction that is not debarred, suspended, ineligible, or voluntarily excluded from the covered transaction, unless it knows that the certification is erroneous. A participant is responsible for ensuring that its principals are not suspended, debarred, or otherwise ineligible to participate in covered transactions. To verify the eligibility of its principals, as well as the eligibility of any lower tier prospective participants, each participant may, but is not required to, check the Excluded Parties List System website (<https://www.epls.gov/>), which is compiled by the General Services Administration.
- h. Nothing contained in the foregoing shall be construed to require establishment of a system of records in order to render in good faith the certification required by this clause. The knowledge and information of participant is not required to exceed that which is normally possessed by a prudent person in the ordinary course of business dealings.
- i. Except for transactions authorized under paragraph e of these instructions, if a participant in a covered transaction knowingly enters into a lower tier covered transaction with a person who is suspended, debarred, ineligible, or voluntarily excluded from participation in this transaction, in addition to other remedies available to the Federal Government, the department or agency with which this transaction originated may pursue available remedies, including suspension and/or debarment.

\* \* \* \* \*

**Certification Regarding Debarment, Suspension, Ineligibility and Voluntary Exclusion--Lower Tier Participants:**

1. The prospective lower tier participant certifies, by submission of this proposal, that neither it nor its principals is presently debarred, suspended, proposed for debarment, declared ineligible, or voluntarily excluded from participating in covered transactions by any Federal department or agency.
2. Where the prospective lower tier participant is unable to certify to any of the statements in this certification, such prospective participant shall attach an explanation to this proposal.

\* \* \* \* \*

**XI. CERTIFICATION REGARDING USE OF CONTRACT FUNDS FOR LOBBYING**

This provision is applicable to all Federal-aid construction contracts and to all related subcontracts which exceed \$100,000 (49 CFR 20).

1. The prospective participant certifies, by signing and submitting this bid or proposal, to the best of his or her knowledge and belief, that:
  - a. No Federal appropriated funds have been paid or will be paid, by or on behalf of the undersigned, to any person for influencing or attempting to influence an officer or employee of any Federal agency, a Member of Congress, an officer or employee of Congress, or an employee of a Member of Congress in connection with the awarding of any Federal contract, the making of any Federal grant, the making of any Federal loan, the entering into of any cooperative agreement, and the extension, continuation, renewal, amendment, or modification of any Federal contract, grant, loan, or cooperative agreement.
  - b. If any funds other than Federal appropriated funds have been paid or will be paid to any person for influencing or attempting to influence an officer or employee of any Federal agency, a Member of Congress, an officer or employee of Congress, or an employee of a Member of Congress in connection with this Federal contract, grant, loan, or cooperative agreement, the undersigned shall complete and submit Standard Form-LLL, "Disclosure Form to Report Lobbying," in accordance with its instructions.
2. This certification is a material representation of fact upon which reliance was placed when this transaction was made or entered into. Submission of this certification is a prerequisite for making or entering into this transaction imposed by 31 U.S.C. 1352. Any person who fails to file the required certification shall be subject to a civil penalty of not less than \$10,000 and not more than \$100,000 for each such failure.
3. The prospective participant also agrees by submitting its bid or proposal that the participant shall require that the language of this certification be included in all lower tier subcontracts, which exceed \$100,000 and that all such recipients shall certify and disclose accordingly.



**STANDARD SPECIAL PROVISION****ON-THE-JOB TRAINING**

(10-16-07) (Rev. 5-21-13)

Z-10

**Description**

The North Carolina Department of Transportation will administer a custom version of the Federal On-the-Job Training (OJT) Program, commonly referred to as the Alternate OJT Program. All contractors (existing and newcomers) will be automatically placed in the Alternate Program. Standard OJT requirements typically associated with individual projects will no longer be applied at the project level. Instead, these requirements will be applicable on an annual basis for each contractor administered by the OJT Program Manager.

On the Job Training shall meet the requirements of 23 CFR 230.107 (b), 23 USC – Section 140, this provision and the On-the-Job Training Program Manual.

The Alternate OJT Program will allow a contractor to train employees on Federal, State and privately funded projects located in North Carolina. However, priority shall be given to training employees on NCDOT Federal-Aid funded projects.

**Minorities and Women**

Developing, training and upgrading of minorities and women toward journeyman level status is a primary objective of this special training provision. Accordingly, the Contractor shall make every effort to enroll minority and women as trainees to the extent that such persons are available within a reasonable area of recruitment. This training commitment is not intended, and shall not be used, to discriminate against any applicant for training, whether a member of a minority group or not.

**Assigning Training Goals**

The Department, through the OJT Program Manager, will assign training goals for a calendar year based on the contractors' past three years' activity and the contractors' anticipated upcoming year's activity with the Department. At the beginning of each year, all contractors eligible will be contacted by the Department to determine the number of trainees that will be assigned for the upcoming calendar year. At that time the Contractor shall enter into an agreement with the Department to provide a self-imposed on-the-job training program for the calendar year. This agreement will include a specific number of annual training goals agreed to by both parties. The number of training assignments may range from 1 to 15 per contractor per calendar year. The Contractor shall sign an agreement to fulfill their annual goal for the year. A sample agreement is available at [www.ncbowd.com/section/on-the-job-training](http://www.ncbowd.com/section/on-the-job-training).

**Training Classifications**

The Contractor shall provide on-the-job training aimed at developing full journeyman level workers in the construction craft/operator positions. Preference shall be given to providing training in the following skilled work classifications:

|                     |                                  |
|---------------------|----------------------------------|
| Equipment Operators | Office Engineers                 |
| Truck Drivers       | Estimators                       |
| Carpenters          | Iron / Reinforcing Steel Workers |
| Concrete Finishers  | Mechanics                        |
| Pipe Layers         | Welders                          |

The Department has established common training classifications and their respective training requirements that may be used by the contractors. However, the classifications established are not all-inclusive. Where the training is oriented toward construction applications, training will be allowed in lower-level management positions such as office engineers and estimators. Contractors shall submit new classifications for specific job functions that their employees are performing. The Department will review and recommend for acceptance to FHWA the new classifications proposed by contractors, if applicable. New classifications shall meet the following requirements:

Proposed training classifications are reasonable and realistic based on the job skill classification needs, and

The number of training hours specified in the training classification is consistent with common practices and provides enough time for the trainee to obtain journeyman level status.

The Contractor may allow trainees to be trained by a subcontractor provided that the Contractor retains primary responsibility for meeting the training and this provision is made applicable to the subcontract. However, only the Contractor will receive credit towards the annual goal for the trainee.

Where feasible, 25 percent of apprentices or trainees in each occupation shall be in their first year of apprenticeship or training. The number of trainees shall be distributed among the work classifications on the basis of the contractor's needs and the availability of journeymen in the various classifications within a reasonable area of recruitment.

No employee shall be employed as a trainee in any classification in which they have successfully completed a training course leading to journeyman level status or in which they have been employed as a journeyman.

**Records and Reports**

The Contractor shall maintain enrollment, monthly and completion reports documenting company compliance under these contract documents. These documents and any other information as requested shall be submitted to the OJT Program Manager.

Upon completion and graduation of the program, the Contractor shall provide each trainee with a certification Certificate showing the type and length of training satisfactorily completed.

**Trainee Interviews**

All trainees enrolled in the program will receive an initial and Trainee/Post graduate interview conducted by the OJT program staff.

**Trainee Wages**

Contractors shall compensate trainees on a graduating pay scale based upon a percentage of the prevailing minimum journeyman wages (Davis-Bacon Act). Minimum pay shall be as follows:

|            |   |
|------------|---|
| 60 percent | of the journeyman wage for the first half of the training period    |
| 75 percent | of the journeyman wage for the third quarter of the training period |
| 90 percent | of the journeyman wage for the last quarter of the training period  |

In no instance shall a trainee be paid less than the local minimum wage. The Contractor shall adhere to the minimum hourly wage rate that will satisfy both the NC Department of Labor (NCDOL) and the Department.

**Achieving or Failing to Meet Training Goals**

The Contractor will be credited for each trainee employed by him on the contract work who is currently enrolled or becomes enrolled in an approved program and who receives training for at least 50 percent of the specific program requirement. Trainees will be allowed to be transferred between projects if required by the Contractor's scheduled workload to meet training goals.

If a contractor fails to attain their training assignments for the calendar year, they may be taken off the NCDOT's Bidders List.

**Measurement and Payment**

No compensation will be made for providing required training in accordance with these contract documents.

**STANDARD SPECIAL PROVISION**  
**MINIMUM WAGES**  
**GENERAL DECISION NC140098 01/03/2014 NC98**

Z-98

Date: January 3, 2014

General Decision Number: NC140098 01/03/2014 NC98

Superseded General Decision Numbers: NC20130098

State: North Carolina

Construction Type: HIGHWAY

**COUNTIES:**

|           |             |        |
|-----------|-------------|--------|
| Caswell   | Halifax     | Vance  |
| Granville | Northampton | Warren |

HIGHWAY CONSTRUCTION PROJECTS (excluding tunnels, building structures in rest area projects, railroad construction, bascule, suspension and spandrel arch bridges designed for commercial navigation, bridges involving marine construction, and other major bridges).

Modification Number

0

Publication Date

01/03/2014

SUNC2011-079 09/16/2011

|   | Rates | Fringes |
|---|-------|---------|
| CARPENTER (Form Work Only)                        | 13.48 |         |
| CEMENT MASON/CONCRETE FINISHER                    | 12.90 |         |
| IRONWORKER (Reinforcing)                          | 13.81 |         |
| LABORER   |       |         |
| Asphalt, Asphalt Distributor, Raker, and Spreader | 13.96 |         |
| Common or General                                 |       |         |
| Halifax County                                    | 10.10 |         |
| Remaining Counties                                | 10.79 |         |
| Vance County                                      | 11.78 |         |
| Concrete Saw                                      | 11.61 |         |
| Landscape   | 9.57  |         |
| Luteman   | 12.24 |         |
| Mason Tender (Cement/Concrete)                    | 10.53 |         |
| Pipelayer   | 9.00  |         |
| Traffic Control (Flagger)                         | 10.31 |         |
| POWER EQUIPMENT OPERATORS                         |       |         |
| Backhoe/Excavator/Trackhoe                        | 16.38 |         |
| Broom/Sweeper                                     | 12.29 |         |
| Bulldozer   | 14.95 |         |
| Crane   | 16.75 |         |
| Grader/Blade                                      | 17.07 |         |
| Loader  | 14.21 |         |
| Mechanic  | 14.00 |         |
| Milling Machine                                   | 14.43 |         |
| Oiler   | 11.50 |         |
| Paver   | 14.22 |         |
| Roller  | 13.63 |         |
| Scraper   | 12.29 |         |
| Screed  | 15.82 |         |
| Tractor   | 13.60 |         |
| TRUCK DRIVER                                      |       |         |
| Dump Truck  | 11.88 |         |
| Lowboy Truck                                      | 15.71 |         |
| Single Axle Truck                                 | 11.77 |         |
| Water Truck                                       | 13.82 |         |

Welders – Receive rate prescribed for craft performing operation to which welding is incidental.

Unlisted classifications needed for work not included within the scope of the classifications listed may be added after award only as provided in the labor standards contract clauses (29 CFR 5.5(a)(1)(ii)).

The body of each wage determination lists the classification and wage rates that have been found to be prevailing for the cited type(s) of construction in the area covered by the wage determination. The classifications are listed in alphabetical order of "identifiers" that indicate whether the particular rate is union or non-union.

#### Union Identifiers

An identifier enclosed in dotted lines beginning with characters other than "SU" denotes that the union classification and rate have found to be prevailing for that classification. Example: PLUM0198-005 07/01/2011. The first four letters, PLUM, indicate the international union and the four-digit number, 0198, that follows indicates the local union number or district council number where applicable, i.e., Plumbers Local 0198. The next number, 005 in the example, is an internal number used in processing the wage determination. The date, 07/01/2011, following these characters is the effective date of the most current negotiated rate/collective bargaining agreement which would be July 1, 2011 in the above example.

Union prevailing wage rates will be updated to reflect any changes in the collective bargaining agreements governing the rates.

0000/9999: weighted union wage rates will be published annually each January.

#### Non-Union Identifiers

Classifications listed under an "SU" identifier were derived from survey data by computing average rates and are not union rates; however, the data used in computing these rates may include both union and non-union data. Example: SULA2004-007 5/13/2010. SU indicates the rates are not union rates, LA indicates the State of Louisiana; 2004 is the year of the survey; and 007 is an internal number used in producing the wage determination. A 1993 or later date, 5/13/2010, indicates the classifications and rates under that identifier were issued as a General Wage Determination on that date.

Survey wage rates will remain in effect and will not change until a new survey is conducted.

#### WAGE DETERMINATION APPEALS PROCESS

- 1.) Has there been an initial decision in the matter? This can be:
  - \* an existing published wage determination
  - \* a survey underlying a wage determination
  - \* a Wage and Hour Division letter setting forth a position on a wage determination matter
  - \* a conformance (additional classification and rate) ruling

On survey related matters, initial contact, including requests for summaries of surveys, should be with the Wage and Hour Regional Office for the area in which the survey was conducted because those Regional Offices have responsibility for the Davis-Bacon survey program. If the response from this initial contact is not satisfactory, then the process described in 2.) and 3.) should be followed.

With regard to any other matter not yet ripe for the formal process described here, initial contact should be with the Branch of Construction Wage Determinations. Write to:

Branch of Construction Wage Determinations  
Wage and Hour Division  
U. S. Department of Labor  
200 Constitution Avenue, N.W.  
Washington, D.C. 20210

2.) If the answer to the question in 1.) is yes, then an interested party (those affected by the action) can request review and reconsideration from the Wage and Hour Administrator (See 29 CFR Part 1.8 and 29 CFR Part 7). Write to:

Wage and Hour Administrator  
U.S. Department of Labor  
200 Constitution Avenue, N.W.  
Washington, D.C. 20210

The request should be accompanied by a full statement of the interested party's position and by any information (wage payment data, project description, area practice material, etc.) that the requestor considers relevant to the issue.

3.) If the decision of the Administrator is not favorable, an interested party may appeal directly to the Administrative Review Board (formerly the Wage Appeals Board). Write to:

Administrative Review Board  
U.S. Department of Labor  
200 Constitution Avenue, N.W.  
Washington, D.C. 20210

4.) All decisions by the Administrative Review Board are final.

END OF GENERAL DECISION

County : Granville

| Line #               | Item Number  | Sec # | Description  | Quantity     | Unit Cost | Amount |
|----------------------|--------------|-------|--|--------------|-----------|--------|
| <b>ROADWAY ITEMS</b> |              |       |  |              |           |        |
| 0001                 | 0000100000-N | 800   | MOBILIZATION   | Lump Sum     | L.S.      |        |
| 0002                 | 1297000000-E | 607   | MILLING ASPHALT PAVEMENT, ****<br>DEPTH<br>(1-1/2")                      | 2,380<br>SY  |           |        |
| 0003                 | 1519000000-E | 610   | ASPHALT CONC SURFACE COURSE,<br>TYPE S9.5B                               | 233<br>TON   |           |        |
| 0004                 | 1575000000-E | 620   | ASPHALT BINDER FOR PLANT MIX   | 14<br>TON    |           |        |
| 0005                 | 1840000000-E | 665   | MILLED RUMBLE STRIPS (ASPHALT<br>CONCRETE)                               | 7,200<br>LF  |           |        |
| 0006                 | 4400000000-E | 1110  | WORK ZONE SIGNS (STATIONARY)   | 240<br>SF    |           |        |
| 0007                 | 4405000000-E | 1110  | WORK ZONE SIGNS (PORTABLE)   | 640<br>SF    |           |        |
| 0008                 | 4415000000-N | 1115  | FLASHING ARROW BOARD   | 4<br>EA      |           |        |
| 0009                 | 4420000000-N | 1120  | PORTABLE CHANGEABLE MESSAGE<br>SIGN                                      | 2<br>EA      |           |        |
| 0010                 | 4430000000-N | 1130  | DRUMS  | 80<br>EA     |           |        |
| 0011                 | 4450000000-N | 1150  | FLAGGER  | 40<br>HR     |           |        |
| 0012                 | 4480000000-N | 1165  | TMA  | 2<br>EA      |           |        |
| 0013                 | 4510000000-N | SP    | LAW ENFORCEMENT  | 48<br>HR     |           |        |
| 0014                 | 4516000000-N | 1180  | SKINNY DRUM  | 30<br>EA     |           |        |
| 0015                 | 4815000000-E | 1205  | PAINT PAVEMENT MARKING LINES<br>(6")                                     | 3,690<br>LF  |           |        |
| 0016                 | 4847100000-E | 1205  | POLYUREA PAVEMENT MARKING<br>LINES (6", *****)<br>(STANDARD GLASS BEADS) | 3,690<br>LF  |           |        |
| 0017                 | 4900000000-N | 1251  | PERMANENT RAISED PAVEMENT<br>MARKERS                                     | 10<br>EA     |           |        |
| 0018                 | 8161000000-E | 420   | GROOVING BRIDGE FLOORS   | 69,805<br>SF |           |        |



County : Granville

| Line # | Item Number  | Sec # | Description  | Quantity    | Unit Cost | Amount |
|--------|--------------|-------|--|-------------|-----------|--------|
| 0019   | 8559000000-E | SP    | CLASS II, SURFACE PREPARATION  | 65<br>SY    |           |        |
| 0020   | 8573000000-E | SP    | LATEX MODIFIED CONC OVERLAY  | 482.3<br>CY |           |        |
| 0021   | 8580000000-E | SP    | PLACING & FINISHING OF LATEX<br>MODIFIED CONC OVERLAY                | 8,680<br>SY |           |        |
| 0022   | 8660000000-E | SP    | CONCRETE REPAIRS   | 34<br>CF    |           |        |
| 0023   | 8664000000-E | SP    | SHOTCRETE REPAIRS  | 486.6<br>CF |           |        |
| 0024   | 8678000000-E | SP    | EPOXY RESIN INJECTION  | 147.8<br>LF |           |        |
| 0025   | 8692000000-N | SP    | FOAM JOINT SEALS   | Lump Sum    | L.S.      |        |
| 0026   | 8881000000-E | SP    | GENERIC STRUCTURE ITEM<br>CLASS A CONCRETE (BRIDGE)                  | 6.8<br>CY   |           |        |
| 0027   | 8889000000-E | SP    | GENERIC STRUCTURE ITEM<br>EPOXY COATED REINFORCING STEEL<br>(BRIDGE) | 608<br>LB   |           |        |
| 0028   | 8892000000-E | SP    | GENERIC STRUCTURE ITEM<br>BRIDGE JOINT DEMOLITION                    | 952<br>SF   |           |        |
| 0029   | 8892000000-E | SP    | GENERIC STRUCTURE ITEM<br>EPOXY COATING                              | 3,188<br>SF |           |        |
| 0030   | 8893000000-E | SP    | GENERIC STRUCTURE ITEM<br>HYDRO-DEMOLITION OF BRIDGE<br>DECK         | 8,680<br>SY |           |        |
| 0031   | 8893000000-E | SP    | GENERIC STRUCTURE ITEM<br>SCARIFYING BRIDGE DECK                     | 8,680<br>SY |           |        |

1454/Jan06/Q120120.5/D182726200000/E31

Total Amount Of Bid For Entire Project :

**Vendor 1 of 6: AMERICAN CONTRACTING & SERVICES INC  
(7877)  
Call Order 003 (Proposal: C203453)**

**Bid Information**

---

**County:** GRANVILLE  
**Address:** 6200 East Highway 62  
Building 2503  
Jeffersonville , IN , 47130  
**Signature Check:** Roy\_Zimmerman\_7877  
**Time Bid Received:** February 18, 2014 01:57 PM  
**Amendment Count:** 0

**Bid Checksum:** D3AF256C  
**Bid Total:** \$1,844,010.49 ✓  
**Items Total:** \$1,844,010.49 ✓  
**Time Total:** \$0.00

**Bidding Errors:**  
None.

DBE Goal Set 2.0  
DBE Goal Met 2.0

**Vendor 1 of 6: AMERICAN CONTRACTING & SERVICES INC  
(7877)  
Call Order 003 (Proposal: C203453)**

**Bid Bond Information**

---

|                                     |  |
|-------------------------------------|--|
| <b>Projects:</b>                    | <b>Bond Maximum:</b>   |
| <b>Counties:</b>                    | <b>State of Incorporation:</b>                                       |
| <b>Bond ID:</b> D484-FRX6-TX4C-34GK | <b>Agency Execution Date:</b> 2/18/2014                              |
| <b>Paid by Check:</b> No            | <b>Surety Name:</b> SurePathNetwork                                  |
| <b>Bond Percent:</b> 5%             | <b>Bond Agency Name:</b> Fidelity and Deposit<br>Company of Maryland |

Vendor 7877's Bid Information for Call 003, Letting L140218, 02/18/14

American Contracting & Services, Inc. (7877)  
Call Order 003 (Proposal ID C203453)

LIST OF DBE PARTICIPANTS

| VENDOR NUMBER | DBE NAME ADDRESS  | WORK CODE TYPE OF WORK | CERT TYPE AMOUNT   |
|---------------|---|------------------------|--------------------|
| 4761          | WB TRAFFIC CONTROL SAFETY SERVICES<br>POST OFFICE BOX 24511 , WINSTON-SALEM, NC 27114 |                        | Sub 37,110.00      |
|               |   |                        | TOTAL: \$37,110.00 |
|               |   |                        | 2.01%              |

Committed

Vendor 7877's Bid Information for Call 003, Letting L140218, 02/18/14

American Contracting & Services, Inc. (7877)  
Call Order 003 (Proposal ID C203453)

Miscellaneous Data Info - Contractor Responses:

NON-COLLUSION AND DEBARMENT CERTIFICATION

Explanation of the prospective bidder that is unable to certify to any of the statements in this certification:

Explanation:  
NOT ANSWERED  
NOT ANSWERED  
NOT ANSWERED  
NOT ANSWERED

AWARD LIMITS ON MULTIPLE PROJECTS

By answering YES to this statement, the bidder acknowledges that they are using the award limits on multiple projects. No

It is the desire of the Bidder to be awarded contracts, the value of which will not exceed a total of NOT ANSWERED for those projects indicated herein, for which bids will be opened on (MM/DD/YY)

The Award Limits shall apply to the following projects:

| Contract Number | County |
|-----------------|--------|
| NOT ANSWERED    |        |
| NOT ANSWERED    |        |
| NOT ANSWERED    |        |
| NOT ANSWERED    |        |
| NOT ANSWERED    |        |
| NOT ANSWERED    |        |

Bid Bond Data Info - Contractor Responses:

BondID: D484-FRX6-TX4C-34GK  
Surety Registry Agency: SurePathNetwork  
Verified?: Yes

Surety Agency: Fidelity and Deposit Company of Maryland  
Bond Execution Date: 2/18/2014  
Bond Amount: \$92,200.52 (Five Percent of Bid)

Contract ID: C203453 Project(s): IMPP-085-4(122)  
Letting Date: 02-18-14 Call Order: 003  
Bidder: 7877 - American Contracting & Services, Inc.

| Line No.                   | Item Description  | Approx. Quantity and Units | Unit Price Dollars   Cts | Bid Amount Dollars   Cts |
|----------------------------|---|----------------------------|--------------------------|--------------------------|
| Section 0001 ROADWAY ITEMS |   |                            |                          |                          |
| Alt Group                  |   |                            |                          |                          |
| 0001                       | 0000100000-N MOBILIZATION                                 | LUMP                       | LUMP                     | 92,200.52                |
| 0002                       | 1297000000-E MILLING ASPHALT PAVEMENT, ***"DEPTH (1-1/2") | 2,380.000 SY               | 13.65000                 | 32,487.00                |
| 0003                       | 1519000000-E ASPHALT CONC SURFACE COURSE, TYPE S9.5B      | 233.000 TON                | 160.76000                | 37,457.08                |
| 0004                       | 1575000000-E ASPHALT BINDER FOR PLANT MIX                 | 14.000 TON                 | 659.51000                | 9,233.14                 |
| 0005                       | 1840000000-E MILLED RUMBLE STRIPS (ASPHALT CONCRETE)      | 7,200.000 LF               | 1.00000                  | 7,200.00                 |
| 0006                       | 4400000000-E WORK ZONE SIGNS (STATIONARY)                 | 240.000 SF                 | 4.25000                  | 1,020.00                 |
| 0007                       | 4405000000-E WORK ZONE SIGNS (PORTABLE)                   | 640.000 SF                 | 7.25000                  | 4,640.00                 |
| 0008                       | 4415000000-N FLASHING ARROW BOARD                         | 4.000 EA                   | 600.00000                | 2,400.00                 |
| 0009                       | 4420000000-N PORTABLE CHANGEABLE MESSAGE SIGN             | 2.000 EA                   | 3,200.00000              | 6,400.00                 |
| 0010                       | 4430000000-N DRUMS  | 80.000 EA                  | 38.00000                 | 3,040.00                 |
| 0011                       | 4450000000-N FLAGGER                                      | 40.000 HR                  | 20.00000                 | 800.00                   |

Contract ID: C203453 Project(s): IMPP-085-4(122)  
Letting Date: 02-18-14 Call Order: 003  
Bidder: 7877 - American Contracting & Services, Inc.

| Line No. | Item Description  | Approx. Quantity and Units | Unit Price  |     | Bid Amount |     |
|----------|---|----------------------------|-------------|-----|------------|-----|
|          |   |                            | Dollars     | Cts | Dollars    | Cts |
| 0012     | 4480000000-N TMA<br>EA  | 2.000                      | 7,200.00000 |     | 14,400.00  |     |
| 0013     | 4510000000-N LAW ENFORCEMENT<br>HR  | 48.000                     | 23.00000    |     | 1,104.00   |     |
| 0014     | 4516000000-N SKINNY DRUM<br>EA  | 30.000                     | 27.00000    |     | 810.00     |     |
| 0015     | 4815000000-E PAINT PAVEMENT MARKING LINES (6")<br>LF                                  | 3,690.000                  | 1.50000     |     | 5,535.00   |     |
| 0016     | 4847100000-E POLYUREA PAVEMENT MARKING LINES (6", *****)<br>(STANDARD GLASS BEADS) LF | 3,690.000                  | 5.00000     |     | 18,450.00  |     |
| 0017     | 4900000000-N PERMANENT RAISED PAVEMENT MARKERS<br>EA                                  | 10.000                     | 50.00000    |     | 500.00     |     |
| 0018     | 8161000000-E GROOVING BRIDGE FLOORS<br>SF   | 69,805.000                 | 0.75000     |     | 52,353.75  |     |
| 0019     | 8559000000-E CLASS II, SURFACE PREPARATION<br>SY                                      | 65.000                     | 135.00000   |     | 8,775.00   |     |
| 0020     | 8573000000-E LATEX MODIFIED CONC OVERLAY<br>CY  | 482.300                    | 750.00000   |     | 361,725.00 |     |
| 0021     | 8580000000-E PLACING & FINISHING OF LATEX MODIFIED CONC OVERLAY<br>SY                 | 8,680.000                  | 35.00000    |     | 303,800.00 |     |
| 0022     | 8660000000-E CONCRETE REPAIRS<br>CF   | 34.000                     | 280.00000   |     | 9,520.00   |     |

Contract ID: C203453 Project(s): IMPP-085-4(122)  
Letting Date: 02-18-14 Call Order: 003  
Bidder: 7877 - American Contracting & Services, Inc.

| Line No. | Item Description  | Approx. Quantity and Units | Unit Price Dollars   Cts | Bid Amount Dollars   Ct |
|----------|---|----------------------------|--------------------------|-------------------------|
| 0023     | 8664000000-E SHOTCRETE REPAIRS  | 486.600<br>CF              | 440.00000                | 214,104.00              |
| 0024     | 8678000000-E EPOXY RESIN INJECTION  | 147.800<br>LF              | 80.00000                 | 11,824.00               |
| 0025     | 8692000000-N FOAM JOINT SEALS   | LUMP                       | LUMP                     | 190,000.00              |
| 0026     | 8881000000-E GENERIC STRUCTURE ITEM CLASS A CONCRETE (BRIDGE)               | 6.800<br>CY                | 2,750.00000              | 18,700.00               |
| 0027     | 8889000000-E GENERIC STRUCTURE ITEM EPOXY COATED REINFORCING STEEL (BRIDGE) | 608.000<br>LB              | 3.00000                  | 1,824.00                |
| 0028     | 8892000000-E GENERIC STRUCTURE ITEM BRIDGE JOINT DEMOLITION                 | 952.000<br>SF              | 17.00000                 | 16,184.00               |
| 0029     | 8892000000-E GENERIC STRUCTURE ITEM EPOXY COATING                           | 3,188.000<br>SF            | 3.00000                  | 9,564.00                |
| 0030     | 8893000000-E GENERIC STRUCTURE ITEM HYDRO-DEMOLITION OF BRIDGE DECK         | 8,680.000<br>SY            | 38.00000                 | 329,840.00              |
| 0031     | 8893000000-E GENERIC STRUCTURE ITEM SCARIFYING BRIDGE DECK                  | 8,680.000<br>SY            | 9.00000                  | 78,120.00               |
|          | Section 0001 Total  |                            |                          | 1,844,010.49            |
|          | Bid Total   |                            |                          | 1,844,010.49            |



NON-COLLUSION AND DEBARMENT CERTIFICATION

The bidder certifies that neither he, nor any official, agent or employee of the bidder has entered into any agreement, participated in any collusion, or otherwise taken any action which is in restraint of free competitive bidding in connection with this bid, and that the bidder intends to do the work with its own bonafide employees or subcontractors and is not bidding for the benefit of another contractor. In addition, submitting this electronic bid constitutes the bidder's certification of Status under penalty of perjury under the laws of the United States and in accordance with the Debarment Certification on file with the Department.

By submitting this bid, the bidder certifies to the best of his knowledge and belief that he and his principals:

- a. Are not presently debarred, suspended, proposed for debarment, declared ineligible, or voluntarily excluded from covered transactions by any Federal department or agency;
- b. Have not within a three-year period preceding this proposal been convicted of or had a civil judgment rendered against them for commission of fraud or a criminal offense in connection with obtaining, attempting to obtain, or performing a public (Federal, State or local) transaction or contract under a public transaction; violation of Federal or State antitrust statutes or commission of embezzlement, theft, forgery, bribery, falsification or destruction of records; making false statements; or receiving stolen property;
- c. Are not presently indicted for or otherwise criminally or civilly charged by a governmental entity (Federal, State or local) with commission of any of the offenses enumerated in paragraph b. of this certification; and
- d. Have not within a three-year period preceding this proposal had one or more public transactions (Federal, State or local) terminated for cause or default.

Where the prospective bidder is unable to certify to any of the statements in this certification, the bidder shall submit an explanation in the blanks provided herein. The explanation will not necessarily result in denial of participation in a contract.

Explanation:  
NOT ANSWERED  
NOT ANSWERED  
NOT ANSWERED  
NOT ANSWERED

If the prequalified bidder's status changes, he shall immediately submit a new fully executed non-collusion affidavit and debarment certification with an explanation of the change to the Contract Office prior to submitting the bid.

Failure to furnish a certification or an explanation will be grounds for rejection of a bid

AWARD LIMITS ON MULTIPLE PROJECTS

By answering YES to this statement, the bidder acknowledges that they are using the award limits on multiple projects. No

A bidder who desires to bid on more than one project on which bids are to be opened on the same date, and who also desires to avoid receiving an award of more projects than he is equipped to handle, may bid on any number of projects but may limit the total amount of work awarded to him on selected projects by completing the AWARD LIMITS ON MULTIPLE PROJECTS.

The Award Limits on Multiple Projects must be filled in on each project bid for which the Bidder desires protection.

It is the desire of the Bidder to be awarded contracts, the value of which will not exceed a total of NOT ANSWERED for those projects indicated herein, for which bids will be opened on (MM/DD/YY)

The Award Limits shall apply to the following projects:

| Contract Number | County |
|-----------------|--------|
| NOT ANSWERED    |        |
| NOT ANSWERED    |        |
| NOT ANSWERED    |        |
| NOT ANSWERED    |        |
| NOT ANSWERED    |        |
| NOT ANSWERED    |        |

It is agreed that if I am (we are) the low Bidder(s) on indicated projects, the total value of which is more than the above stipulated award limits, the Board of Transportation will award me (us) projects from among those indicated that have a total value not to exceed the award limit and will result in the lowest total bids to the Department of Transportation.

NORTH CAROLINA STATE DEPARTMENT OF TRANSPORTATION  
 DBE COMMITMENT ITEMS

DATE: 01-16-14  
 PAGE: 6

PROPOSAL: C203453  
 LETTING: L140218 CALL: 003  
 VENDOR: 7877 American Contracting & Services, Inc.

| LINE NO.  | ITEM NO.     | ITEM DESC.   | UNIT TYPE | SUBCONTRACTOR QUANTITY | SUBCONTRACTOR UNIT PRICE | EXTENDED AMOUNT |
|---|--------------|--------------|-----------|------------------------|--------------------------|-----------------|
| DBE SUBCONTRACTOR: 4761 TRAFFIC CONTROL SAFETY SERVICES, INC. |              |              |           |                        |                          |                 |
| Will Use Quote: Yes   |              |              |           |                        |                          |                 |
| 0006  | 4400000000-E | WORK ZONE    | SI SF     | 240.000                | 4.25000                  | 1020.00         |
| 0007  | 4405000000-E | WORK ZONE    | SI SF     | 640.000                | 7.25000                  | 4640.00         |
| 0008  | 4415000000-N | FLASHING ARR | EA        | 4.000                  | 600.00000                | 2400.00         |
| 0009  | 4420000000-N | PORTABLE CHA | EA        | 2.000                  | 3200.00000               | 6400.00         |
| 0010  | 4430000000-N | DRUMS        | EA        | 80.000                 | 38.00000                 | 3040.00         |
| 0012  | 4480000000-N | TMA          | EA        | 2.000                  | 7200.00000               | 14400.00        |
| 0014  | 4516000000-N | SKINNY DRUM  | EA        | 30.000                 | 27.00000                 | 810.00          |
| 0001  | 0000100000-N | MOBILIZATION | LS        | 1.000                  | 4400.00000               | 4400.00         |

DBE COMMITMENT TOTAL FOR SUBCONTRACTOR: 37,110.00 **Committed**  
 DBE COMMITMENT TOTAL FOR VENDOR (SubContractor ) 37,110.

TOTAL DBE COMMITMENT FOR VENDOR: Entered: 2.01% or 37110.00  
 Required: 2.00% or 36880.21  
 <GOAL MET>

## Contract Item Sheets For C203453

| Line #               | ItemNumber   | Sec # | Description  | Quantity Unit  | Unit Bid Price | Amount Bid |
|----------------------|--------------|-------|--|----------------|----------------|------------|
| <b>ROADWAY ITEMS</b> |              |       |  |                |                |            |
| 0001                 | 0000100000-N | 800   | MOBILIZATION   | Lump Sum<br>LS | 92,200.52      | 92,200.52  |
| 0002                 | 1297000000-E | 607   | MILLING ASPHALT PAVEMENT, ****1<br>DEPTH<br>(1-1/2")                     | 2,380<br>SY    | 13.65          | 32,487.00  |
| 0003                 | 1519000000-E | 610   | ASPHALT CONC SURFACE COURSE,<br>TYPE S9.5B                               | 233<br>TON     | 160.76         | 37,457.08  |
| 0004                 | 1575000000-E | 620   | ASPHALT BINDER FOR PLANT MIX   | 14<br>TON      | 659.51         | 9,233.14   |
| 0005                 | 1840000000-E | 665   | MILLED RUMBLE STRIPS (ASPHALT<br>CONCRETE)                               | 7,200<br>LF    | 1.00           | 7,200.00   |
| 0006                 | 4400000000-E | 1110  | WORK ZONE SIGNS (STATIONARY)   | 240<br>SF      | 4.25           | 1,020.00   |
| 0007                 | 4405000000-E | 1110  | WORK ZONE SIGNS (PORTABLE)   | 640<br>SF      | 7.25           | 4,640.00   |
| 0008                 | 4415000000-N | 1115  | FLASHING ARROW BOARD   | 4<br>EA        | 600.00         | 2,400.00   |
| 0009                 | 4420000000-N | 1120  | PORTABLE CHANGEABLE MESSAGE<br>SIGN                                      | 2<br>EA        | 3,200.00       | 6,400.00   |
| 0010                 | 4430000000-N | 1130  | DRUMS  | 80<br>EA       | 38.00          | 3,040.00   |
| 0011                 | 4450000000-N | 1150  | FLAGGER  | 40<br>HR       | 20.00          | 800.00     |
| 0012                 | 4480000000-N | 1165  | TMA  | 2<br>EA        | 7,200.00       | 14,400.00  |
| 0013                 | 4510000000-N | SP    | LAW ENFORCEMENT  | 48<br>HR       | 23.00          | 1,104.00   |
| 0014                 | 4516000000-N | 1180  | SKINNY DRUM  | 30<br>EA       | 27.00          | 810.00     |
| 0015                 | 4815000000-E | 1205  | PAINT PAVEMENT MARKING LINES<br>(6")                                     | 3,690<br>LF    | 1.50           | 5,535.00   |
| 0016                 | 4847100000-E | 1205  | POLYUREA PAVEMENT MARKING<br>LINES (6", *****)<br>(STANDARD GLASS BEADS) | 3,690<br>LF    | 5.00           | 18,450.00  |
| 0017                 | 4900000000-N | 1251  | PERMANENT RAISED PAVEMENT<br>MARKERS                                     | 10<br>EA       | 50.00          | 500.00     |
| 0018                 | 8161000000-E | 420   | GROOVING BRIDGE FLOORS   | 69,805<br>SF   | 0.75           | 52,353.75  |
| 0019                 | 8559000000-E | SP    | CLASS II, SURFACE PREPARATION  | 65<br>SY       | 135.00         | 8,775.00   |

## Contract Item Sheets For C203453

| Line # | ItemNumber   | Sec # | Description  | Quantity Unit  | Unit Bid Price | Amount Bid |
|--------|--------------|-------|--|----------------|----------------|------------|
| 0020   | 8573000000-E | SP    | LATEX MODIFIED CONC OVERLAY  | 482.3<br>CY    | 750.00         | 361,725.00 |
| 0021   | 8580000000-E | SP    | PLACING & FINISHING OF LATEX<br>MODIFIED CONC OVERLAY                | 8,680<br>SY    | 35.00          | 303,800.00 |
| 0022   | 8660000000-E | SP    | CONCRETE REPAIRS   | 34<br>CF       | 280.00         | 9,520.00   |
| 0023   | 8664000000-E | SP    | SHOTCRETE REPAIRS  | 486.6<br>CF    | 440.00         | 214,104.00 |
| 0024   | 8678000000-E | SP    | EPOXY RESIN INJECTION  | 147.8<br>LF    | 80.00          | 11,824.00  |
| 0025   | 8692000000-N | SP    | FOAM JOINT SEALS   | Lump Sum<br>LS | 190,000.00     | 190,000.00 |
| 0026   | 8881000000-E | SP    | GENERIC STRUCTURE ITEM<br>CLASS A CONCRETE (BRIDGE)                  | 6.8<br>CY      | 2,750.00       | 18,700.00  |
| 0027   | 8889000000-E | SP    | GENERIC STRUCTURE ITEM<br>EPOXY COATED REINFORCING STEEL<br>(BRIDGE) | 608<br>LB      | 3.00           | 1,824.00   |
| 0028   | 8892000000-E | SP    | GENERIC STRUCTURE ITEM<br>BRIDGE JOINT DEMOLITION                    | 952<br>SF      | 17.00          | 16,184.00  |
| 0029   | 8892000000-E | SP    | GENERIC STRUCTURE ITEM<br>EPOXY COATING                              | 3,188<br>SF    | 3.00           | 9,564.00   |
| 0030   | 8893000000-E | SP    | GENERIC STRUCTURE ITEM<br>HYDRO-DEMOLITION OF BRIDGE<br>DECK         | 8,680<br>SY    | 38.00          | 329,840.00 |
| 0031   | 8893000000-E | SP    | GENERIC STRUCTURE ITEM<br>SCARIFYING BRIDGE DECK                     | 8,680<br>SY    | 9.00           | 78,120.00  |

TOTAL AMOUNT OF BID FOR ENTIRE PROJECT

\$1,844,010.49

Contract No. C203453  
County Granville

Rev. 5-19-11

**EXECUTION OF CONTRACT  
NON-COLLUSION AFFIDAVIT, DEBARMENT CERTIFICATION AND GIFT BAN CERTIFICATION**

**CORPORATION**

The Contractor being duly sworn, solemnly swears (or affirms) that neither he, nor any official, agent or employee has entered into any agreement, participated in any collusion, or otherwise taken any action which is in restraint of free competitive bidding in connection with this Contract, that the Contractor has not been convicted of violating N.C.G.S. § 133-24 within the last three years, and that the Contractor intends to do the work with its own bonafide employees or subcontractors and did not bid for the benefit of another contractor.

By submitting this Execution of Contract, Non-Collusion Affidavit and Debarment Certification, the Contractor is certifying his status under penalty of perjury under the laws of the United States in accordance with the Debarment Certification attached, provided that the Debarment Certification also includes any required statements concerning exceptions that are applicable.

N.C.G.S. § 133-32 and Executive Order 24 prohibit the offer to, or acceptance by, any State Employee of any gift from anyone with a contract with the State, or from any person seeking to do business with the State. By execution of any response in this procurement, you attest, for your entire organization and its employees or agents, that you are not aware that any such gift has been offered, accepted, or promised by any employees of your organization.

**SIGNATURE OF CONTRACTOR**

American Contracting & Services, Inc.

Full name of Corporation

6200 East HWY 62, Bldg. 2503, Jeffersonville, IN 47130

Address as Prequalified

Attest Mark Burdick  
Secretary/Assistant Secretary  
Select appropriate title

By Roy A. Zimmerman  
President/Vice President/Assistant Vice President  
Select appropriate title

Mark Burdick  
Print or type Signer's name

Roy A. Zimmerman  
Print or type Signer's name

**CORPORATE SEAL**

**AFFIDAVIT MUST BE NOTARIZED**

Subscribed and sworn to before me this the

7 day of March 2014.

[Signature]  
Signature of Notary Public

**NOTARY SEAL**

of Floyd County

State of IN

My Commission Expires: 11/11/17

## DEBARMENT CERTIFICATION

### Conditions for certification:

1. The prequalified bidder shall provide immediate written notice to the Department if at any time the bidder learns that his certification was erroneous when he submitted his debarment certification or explanation filed with the Department, or has become erroneous because of changed circumstances.
2. The terms *covered transaction, debarred, suspended, ineligible, lower tier covered transaction, participant, person, primary covered transaction, principal, proposal, and voluntarily excluded*, as used in this provision, have the meanings set out in the Definitions and Coverage sections of the rules implementing Executive Order 12549. A copy of the Federal Rules requiring this certification and detailing the definitions and coverages may be obtained from the Contract Officer of the Department.
3. The prequalified bidder agrees by submitting this form, that he will not knowingly enter into any lower tier covered transaction with a person who is debarred, suspended, declared ineligible, or voluntarily excluded from participation in NCDOT contracts, unless authorized by the Department.
4. For Federal Aid projects, the prequalified bidder further agrees that by submitting this form he will include the Federal-Aid Provision titled *Required Contract Provisions Federal-Aid Construction Contract (Form FHWA PR 1273)* provided by the Department, without subsequent modification, in all lower tier covered transactions.
5. The prequalified bidder may rely upon a certification of a participant in a lower tier covered transaction that he is not debarred, suspended, ineligible, or voluntarily excluded from the covered transaction, unless he knows that the certification is erroneous. The bidder may decide the method and frequency by which he will determine the eligibility of his subcontractors.
6. Nothing contained in the foregoing shall be construed to require establishment of a system of records in order to render in good faith the certification required by this provision. The knowledge and information of a participant is not required to exceed that which is normally possessed by a prudent person in the ordinary course of business dealings.
7. Except as authorized in paragraph 6 herein, the Department may terminate any contract if the bidder knowingly enters into a lower tier covered transaction with a person who is suspended, debarred, ineligible, or voluntarily excluded from participation in this transaction, in addition to other remedies available by the Federal Government.

### DEBARMENT CERTIFICATION

The prequalified bidder certifies to the best of his knowledge and belief, that he and his principals:

- a. Are not presently debarred, suspended, proposed for debarment, declared ineligible, or voluntarily excluded from covered transactions by any Federal department or agency;
- b. Have not within a three-year period preceding this proposal been convicted of or had a civil judgment rendered against them for commission of fraud or a criminal offense in connection with obtaining, attempting to obtain, or performing a public (Federal, State or local) transaction or contract under a public transaction; violation of Federal or State antitrust statutes or commission of embezzlement, theft, forgery, bribery, falsification or destruction of records; making false statements; or receiving stolen property;
- c. Are not presently indicted for or otherwise criminally or civilly charged by a governmental entity (Federal, State or local) with commission of any of the offenses enumerated in paragraph b. of this certification; and
- d. Have not within a three-year period preceding this proposal had one or more public transactions (Federal, State or local) terminated for cause or default.
- e. Will submit a revised Debarment Certification immediately if his status changes and will show in his bid proposal an explanation for the change in status.

If the prequalified bidder cannot certify that he is not debarred, he shall provide an explanation with this submittal. An explanation will not necessarily result in denial of participation in a contract.

Failure to submit a non-collusion affidavit and debarment certification will result in the prequalified bidder's bid being considered non-responsive.

Check here if an explanation is attached to this certification.



Contract No. C203453

County Granville


ACCEPTED BY THE  
DEPARTMENT OF TRANSPORTATION



\_\_\_\_\_  
Contract Officer

3/17/14  
Date

Execution of Contract and Bonds  
Approved as to Form:



\_\_\_\_\_  
Attorney General

Contract No.  
County

**C203453**

Granville

Rev 5-17-11

BOND NO. 7639332

**CONTRACT PAYMENT BOND**

Date of Payment Bond Execution MARCH 3, 2014

Name of Principal Contractor **American Contracting & Services, Inc.**

Name of Surety: FIDELITY AND DEPOSIT COMPANY OF MARYLAND

Name of Contracting Body: **North Carolina Department of Transportation**  
**Raleigh, North Carolina**

Amount of Bond: ONE MILLION EIGHT HUNDRED FORTY FOUR THOUSAND TEN AND 49/100 (\$1,844,010.49)

Contract ID No.: **C203453**

County Name: **Granville**

KNOW ALL MEN BY THESE PRESENTS, That we, the PRINCIPAL CONTRACTOR (hereafter, PRINCIPAL) and SURETY above named, are held and firmly bound unto the above named Contracting Body, hereinafter called the Contracting Body, in the penal sum of the amount stated above for the payment of which sum well and truly to be made, we bind ourselves, our heirs, executors, administrators, and successors, jointly and severally, firmly by these presents.

THE CONDITION OF THIS OBLIGATION IS SUCH, that whereas the principal entered into a certain contract with the Contracting Body, numbered as shown above and hereto attached:

NOW THEREFORE, if the principal shall promptly make payment to all persons supplying labor and material in the prosecution of the work provided for in said contract, and any and all duly authorized modifications of said contract that may hereafter be made, notice of which modifications to the surety being hereby waived, then this obligation to be void; otherwise to remain in full force and virtue.

IN WITNESS WHEREOF, the above-bound parties have executed this instrument under their several seals on the date indicated above, the name and corporate seal of each corporate party being hereto affixed and these presents duly signed by its undersigned representative, pursuant to authority of its governing body.

Contract No.  
County

**C203453**

Granville

Rev 5-17-11

**CONTRACT PAYMENT BOND**


*Affix Seal of Surety Company*


FIDELITY AND DEPOSIT COMPANY OF MARYLAND

Print or type Surety Company Name

By ERIC M. WAHLSTROM

Print, stamp or type name of Attorney-in-Fact

  
Signature of Attorney-in-Fact

  
Signature of Witness

ROBERT SHERFICK

Print or type Signer's name

600 RED BROOK BLVD., SUITE 600  
OWINGS MILLS, MD 21117

Address of Attorney-in-Fact

Contract No.  
County

**C203453**

Granville

Rev 5-17-11

**CONTRACT PAYMENT BOND**

**CORPORATION**

SIGNATURE OF CONTRACTOR (Principal)

**American Contracting & Services, Inc.**

Full name of Corporation

**6200 East HWY 62, Bldg. 2503, Jeffersonville, IN 47130**

Address as prequalified

By

*Roy A. Zimmerman*

Signature of President, Vice President, Assistant Vice President

Select appropriate title

**Roy A. Zimmerman**

Print or type Signer's name

*Affix Corporate Seal*

Attest

*Mark J. Burdick*

Signature of Secretary, Assistant Secretary

Select appropriate title

**Mark Burdick**

Print or type Signer's name

**ZURICH AMERICAN INSURANCE COMPANY  
COLONIAL AMERICAN CASUALTY AND SURETY COMPANY  
FIDELITY AND DEPOSIT COMPANY OF MARYLAND  
POWER OF ATTORNEY**

KNOW ALL MEN BY THESE PRESENTS: That the ZURICH AMERICAN INSURANCE COMPANY, a corporation of the State of New York, the COLONIAL AMERICAN CASUALTY AND SURETY COMPANY, a corporation of the State of Maryland, and the FIDELITY AND DEPOSIT COMPANY OF MARYLAND a corporation of the State of Maryland (herein collectively called the "Companies"), by **THOMAS O. MCCLELLAN, Vice President**, in pursuance of authority granted by Article V, Section 8, of the By-Laws of said Companies, which are set forth on the reverse side hereof and are hereby certified to be in full force and effect on the date hereof, do hereby nominate, constitute, and appoint **Nick J. RUTIGLIANO, Robert M. RUTIGLIANO and Eric M. WAHLSTROM, all of Indianapolis, Indiana, EACH** its true and lawful agent and Attorney-in-Fact, to make, execute, seal and deliver, for, and on its behalf as surety, and as its act and deed: **any and all bonds and undertakings**, and the execution of such bonds or undertakings in pursuance of these presents, shall be as binding upon said Companies, as fully and amply, to all intents and purposes, as if they had been duly executed and acknowledged by the regularly elected officers of the ZURICH AMERICAN INSURANCE COMPANY at its office in New York, New York., the regularly elected officers of the COLONIAL AMERICAN CASUALTY AND SURETY COMPANY at its office in Owings Mills, Maryland., and the regularly elected officers of the FIDELITY AND DEPOSIT COMPANY OF MARYLAND at its office in Owings Mills, Maryland., in their own proper persons.

The said Vice President does hereby certify that the extract set forth on the reverse side hereof is a true copy of Article V, Section 8, of the By-Laws of said Companies, and is now in force.

IN WITNESS WHEREOF, the said Vice-President has hereunto subscribed his/her names and affixed the Corporate Seals of the said **ZURICH AMERICAN INSURANCE COMPANY, COLONIAL AMERICAN CASUALTY AND SURETY COMPANY, and FIDELITY AND DEPOSIT COMPANY OF MARYLAND**, this 9th day of October, A.D. 2013.

**ATTEST:**

**ZURICH AMERICAN INSURANCE COMPANY  
COLONIAL AMERICAN CASUALTY AND SURETY COMPANY  
FIDELITY AND DEPOSIT COMPANY OF MARYLAND**



By: *Eric D. Barnes*  
*Assistant Secretary*  
*Eric D. Barnes*

*Thomas O. McClellan*  
*Vice President*  
*Thomas O. McClellan*

**State of Maryland**  
City of Baltimore

On this 9th day of October, A.D. 2013, before the subscriber, a Notary Public of the State of Maryland, duly commissioned and qualified, **THOMAS O. MCCLELLAN, Vice President, and ERIC D. BARNES, Assistant Secretary**, of the Companies, to me personally known to be the individuals and officers described in and who executed the preceding instrument, and acknowledged the execution of same, and being by me duly sworn, depose and saith, that he/she is the said officer of the Company aforesaid, and that the seals affixed to the preceding instrument are the Corporate Seals of said Companies, and that the said Corporate Seals and the signature as such officer were duly affixed and subscribed to the said instrument by the authority and direction of the said Corporations.

IN TESTIMONY WHEREOF, I have hereunto set my hand and affixed my Official Seal the day and year first above written.

*Maria D. Adamski*  
Maria D. Adamski, Notary Public  
My Commission Expires: July 8, 2015

**EXTRACT FROM BY-LAWS OF THE COMPANIES**

"Article V, Section 8, Attorneys-in-Fact. The Chief Executive Officer, the President, or any Executive Vice President or Vice President may, by written instrument under the attested corporate seal, appoint attorneys-in-fact with authority to execute bonds, policies, recognizances, stipulations, undertakings, or other like instruments on behalf of the Company, and may authorize any officer or any such attorney-in-fact to affix the corporate seal thereto; and may with or without cause modify or revoke any such appointment or authority at any time."

**CERTIFICATE**

I, the undersigned, Vice President of the ZURICH AMERICAN INSURANCE COMPANY, the COLONIAL AMERICAN CASUALTY AND SURETY COMPANY, and the FIDELITY AND DEPOSIT COMPANY OF MARYLAND, do hereby certify that the foregoing Power of Attorney is still in full force and effect on the date of this certificate; and I do further certify that Article V, Section 8, of the By-Laws of the Companies is still in force.

This Power of Attorney and Certificate may be signed by facsimile under and by authority of the following resolution of the Board of Directors of the ZURICH AMERICAN INSURANCE COMPANY at a meeting duly called and held on the 15th day of December 1998.

RESOLVED: "That the signature of the President or a Vice President and the attesting signature of a Secretary or an Assistant Secretary and the Seal of the Company may be affixed by facsimile on any Power of Attorney...Any such Power or any certificate thereof bearing such facsimile signature and seal shall be valid and binding on the Company."

This Power of Attorney and Certificate may be signed by facsimile under and by authority of the following resolution of the Board of Directors of the COLONIAL AMERICAN CASUALTY AND SURETY COMPANY at a meeting duly called and held on the 5th day of May, 1994, and the following resolution of the Board of Directors of the FIDELITY AND DEPOSIT COMPANY OF MARYLAND at a meeting duly called and held on the 10th day of May, 1990.

RESOLVED: "That the facsimile or mechanically reproduced seal of the company and facsimile or mechanically reproduced signature of any Vice-President, Secretary, or Assistant Secretary of the Company, whether made heretofore or hereafter, wherever appearing upon a certified copy of any power of attorney issued by the Company, shall be valid and binding upon the Company with the same force and effect as though manually affixed.

IN TESTIMONY WHEREOF, I have hereunto subscribed my name and affixed the corporate seals of the said Companies, this 3RD day of MARCH, 2014.



James M. Carroll, Vice President

Contract No.  
County

**C203453**

Granville

Rev 5-17-11

BOND NO. 7639332

**CONTRACT PERFORMANCE BOND**

Date of Performance Bond Execution: MARCH 3, 2014

Name of Principal Contractor: **American Contracting & Services, Inc.**

Name of Surety: FIDELITY AND DEPOSIT COMPANY OF MARYLAND

Name of Contracting Body: **North Carolina Department of Transportation**

**Raleigh, North Carolina**

Amount of Bond:

ONE MILLION EIGHT HUNDRED FORTY FOUR THOUSAND TEN AND 49/100  
(\$1,844,010.49)

Contract ID No.:

**C203453**

County Name:

**Granville**

KNOW ALL MEN BY THESE PRESENTS, That we, the PRINCIPAL CONTRACTOR (hereafter, PRINCIPAL) and SURETY above named, are held and firmly bound unto the above named Contracting Body, hereinafter called the Contracting Body, in the penal sum of the amount stated above for the payment of which sum well and truly to be made, we bind ourselves, our heirs, executors, administrators, and successors, jointly and severally, firmly by these presents.

THE CONDITION OF THIS OBLIGATION IS SUCH, that whereas the principal entered into a certain contract with the Contracting Body, numbered as shown above and hereto attached:

NOW THEREFORE, if the principal shall well and truly perform and fulfill all the undertakings, covenants, terms, conditions, and agreements of said contract during the original term of said contract and any extensions thereof that may be granted by the Contracting Body, with or without notice to the Surety, and during the life of any guaranty required under the contract, and shall also well and truly perform and fulfill all the undertakings, covenants, terms, conditions, and agreements of any and all duly authorized modifications of said contract that may hereafter be made, notice of which modifications to the surety being hereby waived, then this obligation to be void; otherwise to remain in full force and virtue.

IN WITNESS WHEREOF, the above-bound parties have executed this instrument under their several seals on the date indicated above, the name and corporate seal of each corporate party being hereto affixed and these presents duly signed by its undersigned representative, pursuant to authority of its governing body.

Contract No.  
County

**C203453**

Granville

Rev 5-17-11

**CONTRACT PERFORMANCE BOND**


*Affix Seal of Surety Company*

FIDELITY AND DEPOSIT COMPANY OF MARYLAND

Print or type Surety Company Name

By ERIC M. WAHLSTROM

Print, stamp or type name of Attorney-in-Fact

  
Signature of Attorney-in-Fact

  
Signature of Witness

ROBERT SHERFICK

Print or type Signer's name

600 RED BROOK BLVD., SUITE 600  
OWINGS MILLS, MD 21117

Address of Attorney-in-Fact



Contract No.  
County

**C203453**

Grenville

Rev 5-17-11

**CONTRACT PERFORMANCE BOND**

**CORPORATION**

SIGNATURE OF CONTRACTOR (Principal)

**American Contracting & Services, Inc.**

Full name of Corporation

**6200 East HWY 62, Bldg. 2503, Jeffersonville, IN 47130**

Address as prequalified

By Roy A. Zimmerman  
Signature of President, Vice President, Assistant Vice President  
Select appropriate title

**Roy A. Zimmerman**

Print or type Signer's name

*Affix Corporate Seal*

Attest

Mark Burdick  
Signature of Secretary, Assistant Secretary  
Select appropriate title

**Mark Burdick**

Print or type Signer's name

**ZURICH AMERICAN INSURANCE COMPANY  
COLONIAL AMERICAN CASUALTY AND SURETY COMPANY  
FIDELITY AND DEPOSIT COMPANY OF MARYLAND  
POWER OF ATTORNEY**

KNOW ALL MEN BY THESE PRESENTS: That the ZURICH AMERICAN INSURANCE COMPANY, a corporation of the State of New York, the COLONIAL AMERICAN CASUALTY AND SURETY COMPANY, a corporation of the State of Maryland, and the FIDELITY AND DEPOSIT COMPANY OF MARYLAND a corporation of the State of Maryland (herein collectively called the "Companies"), by **THOMAS O. MCCLELLAN, Vice President**, in pursuance of authority granted by Article V, Section 8, of the By-Laws of said Companies, which are set forth on the reverse side hereof and are hereby certified to be in full force and effect on the date hereof, do hereby nominate, constitute, and appoint **Nick J. RUTIGLIANO, Robert M. RUTIGLIANO and Eric M. WAHLSTROM, all of Indianapolis, Indiana, EACH** its true and lawful agent and Attorney-in-Fact, to make, execute, seal and deliver, for, and on its behalf as surety, and as its act and deed: **any and all bonds and undertakings**, and the execution of such bonds or undertakings in pursuance of these presents, shall be as binding upon said Companies, as fully and amply, to all intents and purposes, as if they had been duly executed and acknowledged by the regularly elected officers of the ZURICH AMERICAN INSURANCE COMPANY at its office in New York, New York., the regularly elected officers of the COLONIAL AMERICAN CASUALTY AND SURETY COMPANY at its office in Owings Mills, Maryland., and the regularly elected officers of the FIDELITY AND DEPOSIT COMPANY OF MARYLAND at its office in Owings Mills, Maryland., in their own proper persons.

The said Vice President does hereby certify that the extract set forth on the reverse side hereof is a true copy of Article V, Section 8, of the By-Laws of said Companies, and is now in force.

IN WITNESS WHEREOF, the said Vice-President has hereunto subscribed his/her names and affixed the Corporate Seals of the said **ZURICH AMERICAN INSURANCE COMPANY, COLONIAL AMERICAN CASUALTY AND SURETY COMPANY, and FIDELITY AND DEPOSIT COMPANY OF MARYLAND**, this 9th day of October, A.D. 2013.

**ATTEST:**

**ZURICH AMERICAN INSURANCE COMPANY  
COLONIAL AMERICAN CASUALTY AND SURETY COMPANY  
FIDELITY AND DEPOSIT COMPANY OF MARYLAND**



By: *Eric D. Barnes*  
*Assistant Secretary*  
*Eric D. Barnes*

*Thomas O. McClellan*  
*Vice President*  
*Thomas O. McClellan*

State of Maryland  
City of Baltimore

On this 9th day of October, A.D. 2013, before the subscriber, a Notary Public of the State of Maryland, duly commissioned and qualified, **THOMAS O. MCCLELLAN, Vice President, and ERIC D. BARNES, Assistant Secretary**, of the Companies, to me personally known to be the individuals and officers described in and who executed the preceding instrument, and acknowledged the execution of same, and being by me duly sworn, depose and saith, that he/she is the said officer of the Company aforesaid, and that the seals affixed to the preceding instrument are the Corporate Seals of said Companies, and that the said Corporate Seals and the signature as such officer were duly affixed and subscribed to the said instrument by the authority and direction of the said Corporations.

IN TESTIMONY WHEREOF, I have hereunto set my hand and affixed my Official Seal the day and year first above written.

*Maria D. Adamski*

Maria D. Adamski, Notary Public  
My Commission Expires: July 8, 2015



**EXTRACT FROM BY-LAWS OF THE COMPANIES**

"Article V, Section 8, Attorneys-in-Fact. The Chief Executive Officer, the President, or any Executive Vice President or Vice President may, by written instrument under the attested corporate seal, appoint attorneys-in-fact with authority to execute bonds, policies, recognizances, stipulations, undertakings, or other like instruments on behalf of the Company, and may authorize any officer or any such attorney-in-fact to affix the corporate seal thereto; and may with or without cause modify or revoke any such appointment or authority at any time."

**CERTIFICATE**

I, the undersigned, Vice President of the ZURICH AMERICAN INSURANCE COMPANY, the COLONIAL AMERICAN CASUALTY AND SURETY COMPANY, and the FIDELITY AND DEPOSIT COMPANY OF MARYLAND, do hereby certify that the foregoing Power of Attorney is still in full force and effect on the date of this certificate; and I do further certify that Article V, Section 8, of the By-Laws of the Companies is still in force.

This Power of Attorney and Certificate may be signed by facsimile under and by authority of the following resolution of the Board of Directors of the ZURICH AMERICAN INSURANCE COMPANY at a meeting duly called and held on the 15th day of December 1998.

RESOLVED: "That the signature of the President or a Vice President and the attesting signature of a Secretary or an Assistant Secretary and the Seal of the Company may be affixed by facsimile on any Power of Attorney...Any such Power or any certificate thereof bearing such facsimile signature and seal shall be valid and binding on the Company."

This Power of Attorney and Certificate may be signed by facsimile under and by authority of the following resolution of the Board of Directors of the COLONIAL AMERICAN CASUALTY AND SURETY COMPANY at a meeting duly called and held on the 5th day of May, 1994, and the following resolution of the Board of Directors of the FIDELITY AND DEPOSIT COMPANY OF MARYLAND at a meeting duly called and held on the 10th day of May, 1990.

RESOLVED: "That the facsimile or mechanically reproduced seal of the company and facsimile or mechanically reproduced signature of any Vice-President, Secretary, or Assistant Secretary of the Company, whether made heretofore or hereafter, wherever appearing upon a certified copy of any power of attorney issued by the Company, shall be valid and binding upon the Company with the same force and effect as though manually affixed.

IN TESTIMONY WHEREOF, I have hereunto subscribed my name and affixed the corporate seals of the said Companies, this 3RD day of MARCH, 2014.



James M. Carroll, Vice President