



STATE OF NORTH CAROLINA
DEPARTMENT OF TRANSPORTATION

ROY COOPER
GOVERNOR

J. ERIC BOYETTE
SECRETARY

April 10, 2023

Addendum No. 1

RE: Contract # C204380

WBS # 44398.3.1

STATE FUNDED

Wake County (U-5826)

SR-2000 (FALLS OF NEUSE ROAD) FROM I-540 TO SR-2006 (DURANT RD).

April 18, 2023 Letting

To Whom It May Concern:

Reference is made to the proposal and plans furnished to you on this project.

The following revisions have been made to the Utility Construction Plans.

Sheet No.	Revision
UC-1 thru UC-8	Signatures and seals added.

Please void the above listed Sheets in your Plans and staple the revised Sheets thereto.

The following revisions have been made to the proposal.

Page No.	Revision
Proposal Cover	Note added that reads “Includes Addendum No. 1 Dated 04-10-2023”.
G-2 thru G-3	The project special provision entitled CONTRACT TIME AND LIQUIDATED DAMAGES has been revised. The project special provision entitled INTERMEDIATE CONTRACT TIME NUMBER 1 AND LIQUIDATED DAMAGES has been revised.
G-19	The project special provision entitled SCHEDULE OF ESTIMATED COMPLETION PROGRESS has been revised.
R-34, R-35 (New)	The project special provision entitled PATCHING EXISTING PAVEMENT has been added.

Mailing Address:
NC DEPARTMENT OF TRANSPORTATION
CONTRACT STANDARDS AND DEVELOPMENT
1591 MAIL SERVICE CENTER
RALEIGH, NC 27699-1591

Telephone: (919) 707-6900
Fax: (919) 250-4127
Customer Service: 1-877-368-4968

Location:
1020 BIRCH RIDGE DR.
RALEIGH, NC 27610

Website: www.ncdot.gov

Please void the above listed existing Pages in your proposal and staple the revised Pages thereto.

Staple New Page R-35 after revised Page R-34 in your proposal.

****Supplemental information entitled “U5826_GEO_PDI_rpt” has been posted on the Central Letting page for this project****

https://xfer.services.ncdot.gov/dsplan/2023%20Highway%20Letting/04-18-23/Plans%20and%20Proposals/WAKE_44398.3.1_U-5826_C204380/U5826_GEO_PDI_rpt/U5826_GEO_PDI_rpt.pdf

On the item sheets the following pay item revision has been made:

<u>Item</u>	<u>Description</u>	<u>Old Quantity</u>	<u>New Quantity</u>
0246-1704000000-E SP	PATCHING EXISTING PAVEMENT	NEW ITEM	250 TON

The Contractor’s bid must include this pay item revision.

The electronic bidding file has been updated to reflect this revision. Please download the Addendum File and follow the instructions for applying the addendum. Bid Express will not accept your bid unless the addendum has been applied.

The contract will be prepared accordingly.

Sincerely,

DocuSigned by:

F81B6038A47A442...
 Ronald E. Davenport, Jr., PE
 State Contract Officer

RED/cms
Attachments

- cc: Mr. Boyd Tharrington, PE
- Mr. Brandon H. Jones, PE
- Mr. Ken Kennedy, PE
- Mr. Mike Gwyn
- Project File (2)
- Mr. Forrest Dungan, PE
- Ms. Jaci Kincaid
- Mr. Jon Weathersbee, PE

STATE OF NORTH CAROLINA
DEPARTMENT OF TRANSPORTATION
RALEIGH, N.C.

PROPOSAL

INCLUDES ADDENDUM No. 1 DATED 04-10-2023

DATE AND TIME OF BID OPENING: **Apr 18, 2023 AT 02:00 PM**

CONTRACT ID C204380
WBS 44398.3.1

FEDERAL-AID NO. STATE FUNDED
COUNTY WAKE
T.I.P NO. U-5826
MILES 1.207
ROUTE NO. SR-2000
LOCATION SR-2000 (FALLS OF NEUSE RD) FROM I-540 TO SR-2006 (DURANT RD).

TYPE OF WORK GRADING, DRAINAGE, PAVING, SIGNALS, AND STRUCTURE.

NOTICE:

ALL BIDDERS SHALL COMPLY WITH ALL APPLICABLE LAWS REGULATING THE PRACTICE OF GENERAL CONTRACTING AS CONTAINED IN CHAPTER 87 OF THE GENERAL STATUTES OF NORTH CAROLINA WHICH REQUIRES THE BIDDER TO BE LICENSED BY THE N.C. LICENSING BOARD FOR CONTRACTORS WHEN BIDDING ON ANY NON-FEDERAL AID PROJECT WHERE THE BID IS \$30,000 OR MORE, EXCEPT FOR CERTAIN SPECIALTY WORK AS DETERMINED BY THE LICENSING BOARD. BIDDERS SHALL ALSO COMPLY WITH ALL OTHER APPLICABLE LAWS REGULATING THE PRACTICES OF ELECTRICAL, PLUMBING, HEATING AND AIR CONDITIONING AND REFRIGERATION CONTRACTING AS CONTAINED IN CHAPTER 87 OF THE GENERAL STATUTES OF NORTH CAROLINA. NOTWITHSTANDING THESE LIMITATIONS ON BIDDING, THE BIDDER WHO IS AWARDED ANY FEDERAL - AID FUNDED PROJECT SHALL COMPLY WITH CHAPTER 87 OF THE GENERAL STATUTES OF NORTH CAROLINA FOR LICENSING REQUIREMENTS WITHIN 60 CALENDAR DAYS OF BID OPENING.

BIDS WILL BE RECEIVED AS SHOWN BELOW:

THIS IS A ROADWAY & STRUCTURE PROPOSAL

5% BID BOND OR BID DEPOSIT REQUIRED

On Department projects advertised, the prospective bidder shall sign up on the *Interested Parties List* no later than one business day prior to the Letting day of that project, for which he intends to submit a bid. There is no cost for signing up on the *Interested Parties List* that can be found on the Department's website at connect.ncdot.gov/letting.

Page 1-12, Article 102-3 PROPOSALS AND PLAN HOLDER LISTS, lines 1-3, delete and replace the first sentence of the second paragraph with the following:

The proposal will state the location of the contemplated construction and show a schedule of contract items with the approximate quantity of each of these items for which bid prices are invited.

Page 1-14, Article 102-8 PREPARATION AND SUBMISSION OF BIDS, lines 30-31, delete and replace the first paragraph with the following:

Prior to submitting a bid on a project, the bidder shall sign up on the *Interested Parties List* in conformance with Article 102-3. The bidder shall submit a unit or lump sum price for every item in the proposal other than items that are authorized alternates to those items for which a bid price has been submitted.

CONTRACT TIME AND LIQUIDATED DAMAGES:

(4-17-12)

108

SP1 G07 C

The date of availability for this contract is **July 10, 2023**.

The completion date for this contract is **March 14, 2026**.

Except where otherwise provided by the contract, observation periods required by the contract will not be a part of the work to be completed by the completion date and/or intermediate contract times stated in the contract. The acceptable completion of the observation periods that extend beyond the final completion date shall be a part of the work covered by the performance and payment bonds.

The liquidated damages for this contract are **Two Hundred Dollars (\$ 200.00)** per calendar day. These liquidated damages will not be cumulative with any liquidated damages which may become chargeable under Intermediate Contract Time Number 1.

INTERMEDIATE CONTRACT TIME NUMBER 1 AND LIQUIDATED DAMAGES:

(7-1-95) (Rev. 2-21-12)

108

SP1 G13 A

Except for that work required under the Project Special Provisions entitled *Planting, Reforestation* and/or *Permanent Vegetation Establishment*, included elsewhere in this proposal, the Contractor will be required to complete all work included in this contract and shall place and maintain traffic on same.

The date of availability for this intermediate contract time is **July 10, 2023**.

The completion date for this intermediate contract time is **September 15, 2025**.

The liquidated damages for this intermediate contract time are **Two Thousand Dollars (\$ 2,000.00)** per calendar day.

Upon apparent completion of all the work required to be completed by this intermediate date, a final inspection will be held in accordance with Article 105-17 and upon acceptance, the Department will assume responsibility for the maintenance of all work except *Planting, Reforestation* and/or *Permanent Vegetation Establishment*. The Contractor will be responsible for and shall make corrections of all damages to the completed roadway caused by his planting operations, whether occurring prior to or after placing traffic through the project.

INTERMEDIATE CONTRACT TIME NUMBER 2 AND LIQUIDATED DAMAGES:

(2-20-07)

108

SP1 G14 A

The Contractor shall complete the required work of installing, maintaining, and removing the traffic control devices for lane closures and restoring traffic to the existing traffic pattern. The Contractor shall not close or narrow a lane of traffic on **Any Road** during the following time restrictions:

DAY AND TIME RESTRICTIONS

Monday thru Friday, 6:00 A.M. to 9:00 A.M. and 3:00 P.M. to 7:00 P.M.

In addition, the Contractor shall not close or narrow a lane of traffic on **Any Road**, detain and/or alter the traffic flow on or during holidays, holiday weekends, special events, or any other time when traffic is unusually heavy, including the following schedules:

HOLIDAY AND HOLIDAY WEEKEND LANE CLOSURE RESTRICTIONS

1. For **unexpected occurrence** that creates unusually high traffic volumes, as directed by the Engineer.
2. For **New Year's Day**, between the hours of **6:00 A.M.** December 31st and **7:00 P.M.** January 2nd. If New Year's Day is on a Friday, Saturday, Sunday or Monday, then until **7:00 P.M.** the following Tuesday.
3. For **Easter**, between the hours of **6:00 A.M.** Thursday and **7:00 P.M.** Monday.
4. For **Memorial Day**, between the hours of **6:00 A.M.** Friday and **7:00 P.M.** Tuesday.
5. For **Independence Day**, between the hours of **6:00 A.M.** the day before Independence Day and **7:00 P.M.** the day after Independence Day.

If **Independence Day** is on a Friday, Saturday, Sunday or Monday, then between the hours of **6:00 A.M.** the Thursday before Independence Day and **7:00 P.M.** the Tuesday after Independence Day.

6. For **Labor Day**, between the hours of **6:00 A.M.** Friday and **7:00 P.M.** Tuesday.
7. For **Thanksgiving**, between the hours of **6:00 A.M.** Tuesday and **7:00 P.M.** Monday.

SCHEDULE OF ESTIMATED COMPLETION PROGRESS:

(7-15-08) (Rev. 7-19-22)

108-2

SP1 G58

The Contractor's attention is directed to the Standard Special Provision entitled *Availability of Funds Termination of Contracts* included elsewhere in this proposal. The Department of Transportation's schedule of estimated completion progress for this project as required by that Standard Special Provision is as follows:

<u>Fiscal Year</u>	<u>Progress (% of Dollar Value)</u>
2024	(7/01/23 - 6/30/24) 54% of Total Amount Bid
2025	(7/01/24 - 6/30/25) 42% of Total Amount Bid
2026	(7/01/25 - 6/30/26) 4% of Total Amount Bid

The Contractor shall also furnish his own progress schedule in accordance with Article 108-2 of the *2018 Standard Specifications*. Any acceleration of the progress as shown by the Contractor's progress schedule over the progress as shown above shall be subject to the approval of the Engineer.

MINORITY BUSINESS ENTERPRISE AND WOMEN BUSINESS ENTERPRISE:

(10-16-07)(Rev. 8-17-21)

102-15(J)

SP1 G66

Description

The purpose of this Special Provision is to carry out the North Carolina Department of Transportation's policy of ensuring nondiscrimination in the award and administration of contracts financed in whole or in part with State funds.

Definitions

Additional MBE/WBE Subcontractors - Any MBE/WBE submitted at the time of bid that will not be used to meet the Combined MBE /WBE Goal. No submittal of a Letter of Intent is required.

Combined MBE/WBE Goal: A portion of the total contract, expressed as a percentage that is to be performed by committed MBE/WBE subcontractors.

Committed MBE/WBE Subcontractor - Any MBE/WBE submitted at the time of bid that is being used to meet the Combined MBE /WBE goal by submission of a Letter of Intent. Or any MBE or WBE used as a replacement for a previously committed MBE or WBE firm.

Contract Goal Requirement - The approved participation at time of award, but not greater than the advertised Combined MBE/WBE contract goal.

Goal Confirmation Letter - Written documentation from the Department to the bidder confirming the Contractor's approved, committed participation along with a listing of the committed MBE and WBE firms.

Manufacturer - A firm that operates or maintains a factory or establishment that produces on the premises, the materials or supplies obtained by the Contractor.

For median mounted light standards, place concrete for median barriers and underlying pedestals in the same pour. Construct concrete barriers in accordance with the contract and make concrete median barriers continuous through standard foundations. Coordinate construction of median mounted light standards with sign structures, concrete barriers, drainage structures, etc. to avoid conflicts.

Measurement and Payment

High Mount Foundations will be measured and paid in cubic yards. High mount foundations will be measured as the cubic yards of concrete shown on 2018 Roadway Standard Drawing No. 1402.01 for the high mount height and wind zone shown in the plans. All other high mount foundations will be measured as the cubic yards of foundation concrete for drilled piers, footings and pedestals shown in the accepted submittals. Subsurface investigations and high mount foundation designs required by the Engineer will be paid as extra work in accordance with Article 104-7 of the *2018 Standard Specifications*.

Standard Foundation ____ will be measured and paid in units of each. Standard foundations will be measured as the number of each standard foundation type. Alternate standard foundations will be measured as 1.5 times the number of each standard foundation type replaced.

The contract unit prices for *High Mount Foundations* and *Standard Foundation* ____ will be full compensation for providing labor, tools, equipment and foundation materials, stabilizing or shoring excavations, supplying and placing concrete, reinforcing steel, conduit, anchor rod assemblies and any incidentals necessary to construct roadway lighting foundations.

Payment will be made under:

Pay Item	Pay Unit
High Mount Foundations	Cubic Yard
Standard Foundation ____	Each

PATCHING EXISTING PAVEMENT:

(1-15-02) (Rev. 8-16-22)

610

SP6 R88R

Description

The Contractor's attention is directed to the fact that there are areas of existing pavement on this project that will require repair prior to resurfacing. Patch the areas that, in the opinion of the Engineer, need repairing. The areas to be patched will be delineated by the Engineer prior to the Contractor performing repairs.

Materials

The patching consists of Asphalt Concrete Base Course, Asphalt Concrete Intermediate Course, Asphalt Concrete Surface Course, or a combination of base, intermediate and surface course.

Construction Methods

Remove existing pavement at locations directed by the Engineer in accordance with Section 250 of the *Standard Specifications*.

Place Asphalt Concrete Base Course, in lifts not exceeding 5.5 inches. Utilize compaction equipment suitable for compacting patches as small as 3.5 feet by 6 feet on each lift. Use an approved compaction pattern to achieve proper compaction. If patched pavement is to be open to traffic for more than 48 hours prior to overlay, use Asphalt Surface Course in the top 1.5 inches of the patch.

Schedule operations so that all areas where pavement has been removed will be repaired on the same day of the pavement removal and all lanes of traffic restored.

Measurement and Payment

Patching Existing Pavement will be measured and paid as the actual number of tons of asphalt plant mix complete in place that has been used to make completed and accepted repairs. The asphalt plant mixed material will be measured by being weighed in trucks on certified platform scales or other certified weighing devices. The above price and payment will be full compensation for all work covered by this provision, including but not limited to removal and disposal of all types of pavement; furnishing and applying tack coat; furnishing, placing, and compacting of asphalt plant mix; and furnishing scales.

Furnishing asphalt binder will be paid as provided in Article 620-4 for Asphalt Binder for Plant Mix for each grade required.

Payment will be made under:

Pay Item	Pay Unit
Patching Existing Pavement	Ton

County: WAKE

Line #	Item Number	Sec #	Description	Quantity	Unit Cost	Amount
ROADWAY ITEMS						
0001	0000100000-N	800	MOBILIZATION	Lump Sum	L.S.	
0002	0000400000-N	801	CONSTRUCTION SURVEYING	Lump Sum	L.S.	
0003	0036000000-E	225	UNDERCUT EXCAVATION	400 CY		
0004	0043000000-N	226	GRADING	Lump Sum	L.S.	
0005	0050000000-E	226	SUPPLEMENTARY CLEARING & GRUBBING	1 ACR		
0006	0134000000-E	240	DRAINAGE DITCH EXCAVATION	30 CY		
0007	0141000000-E	240	BERM DITCH CONSTRUCTION	600 LF		
0008	0195000000-E	265	SELECT GRANULAR MATERIAL	400 CY		
0009	0196000000-E	270	GEOTEXTILE FOR SOIL STABILIZATION	3,500 SY		
0010	0318000000-E	300	FOUNDATION CONDITIONING MATERIAL, MINOR STRUCTURES	725 TON		
0011	0320000000-E	300	FOUNDATION CONDITIONING GEOTEXTILE	2,303 SY		
0012	0335200000-E	305	15" DRAINAGE PIPE	828 LF		
0013	0335300000-E	305	18" DRAINAGE PIPE	368 LF		
0014	0335400000-E	305	24" DRAINAGE PIPE	276 LF		
0015	0335850000-E	305	*** DRAINAGE PIPE ELBOWS (15")	2 EA		
0016	0366000000-E	310	15" RC PIPE CULVERTS, CLASS III	64 LF		
0017	0378000000-E	310	24" RC PIPE CULVERTS, CLASS III	72 LF		

County: WAKE

Line #	Item Number	Sec #	Description	Quantity	Unit Cost	Amount
0018	0448200000-E	310	15" RC PIPE CULVERTS, CLASS IV	4,148 LF		
0019	0448300000-E	310	18" RC PIPE CULVERTS, CLASS IV	324 LF		
0020	0448400000-E	310	24" RC PIPE CULVERTS, CLASS IV	640 LF		
0021	0995000000-E	340	PIPE REMOVAL	1,688 LF		
0022	1099500000-E	505	SHALLOW UNDERCUT	1,100 CY		
0023	1099700000-E	505	CLASS IV SUBGRADE STABILIZATION	2,200 TON		
0024	1110000000-E	510	STABILIZER AGGREGATE	50 TON		
0025	1220000000-E	545	INCIDENTAL STONE BASE	100 TON		
0026	1297000000-E	607	MILLING ASPHALT PAVEMENT, **** DEPTH (1-1/2")	39,900 SY		
0027	1330000000-E	607	INCIDENTAL MILLING	2,900 SY		
0028	1491000000-E	610	ASPHALT CONC BASE COURSE, TYPE B25.0C	10,690 TON		
0029	1503000000-E	610	ASPHALT CONC INTERMEDIATE COURSE, TYPE I19.0C	12,340 TON		
0030	1523000000-E	610	ASPHALT CONC SURFACE COURSE, TYPE S9.5C	11,900 TON		
0031	1575000000-E	620	ASPHALT BINDER FOR PLANT MIX	1,780 TON		
0032	1693000000-E	654	ASPHALT PLANT MIX, PAVEMENT REPAIR	50 TON		
0033	2022000000-E	815	SUBDRAIN EXCAVATION	45 CY		
0034	2026000000-E	815	GEOTEXTILE FOR SUBSURFACE DRAINS	200 SY		

County: WAKE

Line #	Item Number	Sec #	Description	Quantity	Unit Cost	Amount
0035	2036000000-E	815	SUBDRAIN COARSE AGGREGATE	34 CY		
0036	2044000000-E	815	6" PERFORATED SUBDRAIN PIPE	200 LF		
0037	2070000000-N	815	SUBDRAIN PIPE OUTLET	1 EA		
0038	2077000000-E	815	6" OUTLET PIPE	6 LF		
0039	2253000000-E	840	PIPE COLLARS	1,292 CY		
0040	2275000000-E	SP	FLOWABLE FILL	82 CY		
0041	2286000000-N	840	MASONRY DRAINAGE STRUCTURES	108 EA		
0042	2308000000-E	840	MASONRY DRAINAGE STRUCTURES	13.6 LF		
0043	2364000000-N	840	FRAME WITH TWO GRATES, STD 840.16	46 EA		
0044	2365000000-N	840	FRAME WITH TWO GRATES, STD 840.22	2 EA		
0045	2366000000-N	840	FRAME WITH TWO GRATES, STD 840.24	1 EA		
0046	2374000000-N	840	FRAME WITH GRATE & HOOD, STD 840.03, TYPE ** (E)	6 EA		
0047	2374000000-N	840	FRAME WITH GRATE & HOOD, STD 840.03, TYPE ** (F)	27 EA		
0048	2374000000-N	840	FRAME WITH GRATE & HOOD, STD 840.03, TYPE ** (G)	26 EA		
0049	2396000000-N	840	FRAME WITH COVER, STD 840.54	14 EA		
0050	2451000000-N	852	CONCRETE TRANSITIONAL SECTION FOR DROP INLET	43 EA		
0051	2538000000-E	846	***-*** CONCRETE CURB & GUTTER (2'-9")	510 LF		

County: WAKE

Line #	Item Number	Sec #	Description	Quantity	Unit Cost	Amount
0052	2542000000-E	846	1'-6" CONCRETE CURB & GUTTER	1,040 LF		
0053	2549000000-E	846	2'-6" CONCRETE CURB & GUTTER	13,150 LF		
0054	2570000000-N	SP	MODIFIED CONCRETE FLUME	1 EA		
0055	2591000000-E	848	4" CONCRETE SIDEWALK	2,450 SY		
0056	2605000000-N	848	CONCRETE CURB RAMPS	34 EA		
0057	2612000000-E	848	6" CONCRETE DRIVEWAY	60 SY		
0058	2647000000-E	852	5" MONOLITHIC CONCRETE ISLANDS (SURFACE MOUNTED)	2,490 SY		
0059	2738000000-E	SP	GENERIC PAVING ITEM 4" JOINTED CONCRETE WITH WIRE MESH (4 X 4 W3 X W3)	4,690 SY		
0060	2800000000-N	858	ADJUSTMENT OF CATCH BASINS	8 EA		
0061	2815000000-N	858	ADJUSTMENT OF DROP INLETS	2 EA		
0062	2830000000-N	858	ADJUSTMENT OF MANHOLES	12 EA		
0063	2905000000-N	859	CONVERT EXISTING DROP INLET TO JUNCTION BOX	2 EA		
0064	2920000000-N	859	CONVERT EXISTING DROP INLET TO CATCH BASIN	2 EA		
0065	3030000000-E	862	STEEL BEAM GUARDRAIL	50 LF		
0066	3135000000-N	862	W-TR STEEL BEAM GUARDRAIL TRANSITION SECTIONS	4 EA		
0067	3150000000-N	862	ADDITIONAL GUARDRAIL POSTS	10 EA		
0068	3210000000-N	862	GUARDRAIL END UNITS, TYPE CAT-1	2 EA		

County: WAKE

Line #	Item Number	Sec #	Description	Quantity	Unit Cost	Amount
0069	3287000000-N	SP	GUARDRAIL END UNITS, TYPE TL-3	2 EA		
0070	3345000000-E	864	REMOVE & RESET EXISTING GUARDRAIL	475 LF		
0071	3500000000-E	866	WOVEN WIRE FENCE, *** FABRIC (48")	950 LF		
0072	3509000000-E	866	4" TIMBER FENCE POSTS, 7'-6" LONG	47 EA		
0073	3515000000-E	866	5" TIMBER FENCE POSTS, 8'-0" LONG	39 EA		
0074	3628000000-E	876	RIP RAP, CLASS I	55 TON		
0075	3649000000-E	876	RIP RAP, CLASS B	76 TON		
0076	3656000000-E	876	GEOTEXTILE FOR DRAINAGE	770 SY		
0077	4072000000-E	903	SUPPORTS, 3-LB STEEL U-CHANNEL	815 LF		
0078	4102000000-N	904	SIGN ERECTION, TYPE E	55 EA		
0079	4108000000-N	904	SIGN ERECTION, TYPE F	5 EA		
0080	4109000000-N	904	SIGN ERECTION, TYPE *** (OVERHEAD) (A)	1 EA		
0081	4116200000-N	904	SIGN ERECTION, REPOSITION OVERHEAD	3 EA		
0082	4155000000-N	907	DISPOSAL OF SIGN SYSTEM, U- CHANNEL	42 EA		
0083	4234000000-N	907	DISPOSAL OF SIGN, A OR B (OVERHEAD)	1 EA		
0084	4400000000-E	1110	WORK ZONE SIGNS (STATIONARY)	89 SF		
0085	4405000000-E	1110	WORK ZONE SIGNS (PORTABLE)	128 SF		

County: WAKE

Line #	Item Number	Sec #	Description	Quantity	Unit Cost	Amount
0086	4410000000-E	1110	WORK ZONE SIGNS (BARRICADE MOUNTED)	32 SF		
0087	4415000000-N	1115	FLASHING ARROW BOARD	3 EA		
0088	4420000000-N	1120	PORTABLE CHANGEABLE MESSAGE SIGN	3 EA		
0089	4430000000-N	1130	DRUMS	759 EA		
0090	4435000000-N	1135	CONES	100 EA		
0091	4445000000-E	1145	BARRICADES (TYPE III)	48 LF		
0092	4447000000-E	SP	PEDESTRIAN CHANNELIZING DEVICES	100 LF		
0093	4455000000-N	1150	FLAGGER	120 DAY		
0094	4480000000-N	1165	TMA	2 EA		
0095	4600000000-N	SP	GENERIC TRAFFIC CONTROL ITEM AUDIBLE WARNING DEVICE	8 EA		
0096	4600000000-N	SP	GENERIC TRAFFIC CONTROL ITEM PEDESTRIAN TRANSPORT SERVICE (PER TRIP)	100 EA		
0097	4650000000-N	1251	TEMPORARY RAISED PAVEMENT MARKERS	832 EA		
0098	4685000000-E	1205	THERMOPLASTIC PAVEMENT MARKING LINES (4", 90 MILS)	42,775 LF		
0099	4688000000-E	1205	THERMOPLASTIC PAVEMENT MARKING LINES (6", 90 MILS)	2,775 LF		
0100	4695000000-E	1205	THERMOPLASTIC PAVEMENT MARKING LINES (8", 90 MILS)	3,305 LF		
0101	4700000000-E	1205	THERMOPLASTIC PAVEMENT MARKING LINES (12", 90 MILS)	640 LF		
0102	4709000000-E	1205	THERMOPLASTIC PAVEMENT MARKING LINES (24", 90 MILS)	3,070 LF		

County: WAKE

Line #	Item Number	Sec #	Description	Quantity	Unit Cost	Amount
0103	4720000000-E	1205	THERMOPLASTIC PAVEMENT MARKING CHARACTER (90 MILS)	52 EA		
0104	4725000000-E	1205	THERMOPLASTIC PAVEMENT MARKING SYMBOL (90 MILS)	172 EA		
0105	4770000000-E	1205	COLD APPLIED PLASTIC PAVEMENT MARKING LINES, TYPE ** (4") (II)	1,510 LF		
0106	4780000000-E	1205	COLD APPLIED PLASTIC PAVEMENT MARKING LINES, TYPE ** (8") (II)	75 LF		
0107	4800000000-N	1205	COLD APPLIED PLASTIC PAVEMENT MARKING CHARACTER, TYPE ** (II)	4 EA		
0108	4805000000-N	1205	COLD APPLIED PLASTIC PAVEMENT MARKING SYMBOL, TYPE ** (II)	2 EA		
0109	4810000000-E	1205	PAINT PAVEMENT MARKING LINES (4")	46,507 LF		
0110	4815000000-E	1205	PAINT PAVEMENT MARKING LINES (6")	2,775 LF		
0111	4820000000-E	1205	PAINT PAVEMENT MARKING LINES (8")	5,897 LF		
0112	4825000000-E	1205	PAINT PAVEMENT MARKING LINES (12")	668 LF		
0113	4835000000-E	1205	PAINT PAVEMENT MARKING LINES (24")	130 LF		
0114	4840000000-N	1205	PAINT PAVEMENT MARKING CHARACTER	44 EA		
0115	4845000000-N	1205	PAINT PAVEMENT MARKING SYMBOL	174 EA		
0116	4850000000-E	1205	REMOVAL OF PAVEMENT MARKING LINES (4")	431 LF		
0117	4875000000-N	1205	REMOVAL OF PAVEMENT MARKING SYMBOLS & CHARACTERS	6 EA		
0118	4900000000-N	1251	PERMANENT RAISED PAVEMENT MARKERS	26 EA		

County: WAKE

Line #	Item Number	Sec #	Description	Quantity	Unit Cost	Amount
0119	4905100000-N	SP	NON-CAST IRON SNOWPLOWABLE PAVEMENT MARKER	832 EA		
0120	5000000000-E	1401	*** HIGH MOUNT STANDARD (60')	1 EA		
0121	5005000000-E	1401	80' HIGH MOUNT STANDARD	3 EA		
0122	5010000000-E	1401	100' HIGH MOUNT STANDARD	2 EA		
0123	5020000000-N	1401	PORTABLE DRIVE UNIT	1 EA		
0124	5025000000-E	SP	HIGH MOUNT FOUNDATIONS	33 CY		
0125	5030000000-N	SP	HIGH MOUNT LUMINAIRES ***** (335W LED)	28 EA		
0126	5030000000-N	SP	HIGH MOUNT LUMINAIRES ***** (560W LED)	12 EA		
0127	5050000000-N	1404	LIGHT STANDARDS, TYPE MTLT ***** (45' SA, 15' ARM)	12 EA		
0128	5070000000-N	SP	STANDARD FOUNDATION ***** (TYPE R1)	10 EA		
0129	5070000000-N	SP	STANDARD FOUNDATION ***** (TYPE R2)	2 EA		
0130	5080000000-N	SP	LIGHT STANDARD LUMINAIRES, TYPE ***** (285W LED)	12 EA		
0131	5120000000-N	1407	ELECTRIC SERVICE POLE ***** (30' CLASS 4)	1 EA		
0132	5125000000-E	1407	ELECTRIC SERVICE LATERAL ***** (3 1/0 USE)	25 LF		
0133	5145000000-N	1408	LIGHT CONTROL EQUIPMENT, TYPE RW ***** (240/480 V)	1 EA		
0134	5155000000-E	1409	ELECTRICAL DUCT, TYPE BD, SIZE ***** (2")	290 LF		

County: WAKE

Line #	Item Number	Sec #	Description	Quantity	Unit Cost	Amount
0135	5160000000-E	1409	ELECTRICAL DUCT, TYPE JA, SIZE ***** (3")	435 LF		
0136	5160000000-E	1409	ELECTRICAL DUCT, TYPE JA, SIZE ***** (4")	210 LF		
0137	5170000000-E	1410	** #8 W/G FEEDER CIRCUIT (2)	80 LF		
0138	5175000000-E	1410	** #6 W/G FEEDER CIRCUIT (2)	670 LF		
0139	5205000000-E	1410	** #8 W/G FEEDER CIRCUIT IN ***** CONDUIT (2, 1-1/2")	1,450 LF		
0140	5210000000-E	1410	** #6 W/G FEEDER CIRCUIT IN ***** CONDUIT (2, 1-1/2")	7,650 LF		
0141	5240000000-N	1411	ELECTRICAL JUNCTION BOXES ***** (CS36)	1 EA		
0142	5240000000-N	1411	ELECTRICAL JUNCTION BOXES ***** (HM18)	6 EA		
0143	5240000000-N	1411	ELECTRICAL JUNCTION BOXES ***** (IG18)	11 EA		
0144	5240000000-N	1411	ELECTRICAL JUNCTION BOXES ***** (IG36)	2 EA		
0145	5240000000-N	1411	ELECTRICAL JUNCTION BOXES ***** (LS18)	12 EA		
0146	5255000000-N	1413	PORTABLE LIGHTING	Lump Sum	L.S.	
0147	5265000000-E	SP	GENERIC LIGHTING ITEM STREET LIGHTING CONDUIT INSTALLATION (2" PVC)	7,550 LF		
0148	5319000000-E	1505	CLASS B CONCRETE FOR ENCASING UTILITY LINES	1 CY		
0149	5325600000-E	1510	6" WATER LINE	9 LF		

County: WAKE

Line #	Item Number	Sec #	Description	Quantity	Unit Cost	Amount
0150	5326200000-E	1510	12" WATER LINE	20 LF		
0151	5326600000-E	1510	16" WATER LINE	134 LF		
0152	5329000000-E	1510	DUCTILE IRON WATER PIPE FITTINGS	1,973 LB		
0153	5558000000-E	1515	12" VALVE	1 EA		
0154	5600000000-E	1515	*** BLOW OFF (12")	1 EA		
0155	5648000000-N	1515	RELOCATE WATER METER	11 EA		
0156	5656210000-E	1515	RELOCATE 2" RPZ BACKFLOW PREVENTION ASSEMBLY	4 EA		
0157	5656610000-E	1515	RELOCATE 6" RPZ BACKFLOW PREVENTION ASSEMBLY	1 EA		
0158	5672000000-N	1515	RELOCATE FIRE HYDRANT	9 EA		
0159	5673000000-E	1515	FIRE HYDRANT LEG	102 LF		
0160	5686000000-E	1515	*** WATER SERVICE LINE (2")	111 LF		
0161	5686500000-E	1515	WATER SERVICE LINE	70 LF		
0162	5810000000-E	1530	ABANDON 16" UTILITY PIPE	125 LF		
0163	5882000000-N	SP	GENERIC UTILITY ITEM 16" INSERTION VALVE	2 EA		
0164	5882000000-N	SP	GENERIC UTILITY ITEM RELOCATE 2" AIR RELEASE VALVE	1 EA		
0165	6000000000-E	1605	TEMPORARY SILT FENCE	11,600 LF		
0166	6006000000-E	1610	STONE FOR EROSION CONTROL, CLASS A	285 TON		

County: WAKE

Line #	Item Number	Sec #	Description	Quantity	Unit Cost	Amount
0167	6009000000-E	1610	STONE FOR EROSION CONTROL, CLASS B	575 TON		
0168	6012000000-E	1610	SEDIMENT CONTROL STONE	1,585 TON		
0169	6015000000-E	1615	TEMPORARY MULCHING	7.5 ACR		
0170	6018000000-E	1620	SEED FOR TEMPORARY SEEDING	500 LB		
0171	6021000000-E	1620	FERTILIZER FOR TEMPORARY SEEDING	2.5 TON		
0172	6024000000-E	1622	TEMPORARY SLOPE DRAINS	250 LF		
0173	6029000000-E	SP	SAFETY FENCE	250 LF		
0174	6030000000-E	1630	SILT EXCAVATION	750 CY		
0175	6036000000-E	1631	MATTING FOR EROSION CONTROL	18,000 SY		
0176	6042000000-E	1632	1/4" HARDWARE CLOTH	6,600 LF		
0177	6071012000-E	SP	COIR FIBER WATTLE	450 LF		
0178	6071020000-E	SP	POLYACRYLAMIDE (PAM)	210 LB		
0179	6071030000-E	1640	COIR FIBER BAFFLE	35 LF		
0180	6084000000-E	1660	SEEDING & MULCHING	8 ACR		
0181	6087000000-E	1660	MOWING	4 ACR		
0182	6090000000-E	1661	SEED FOR REPAIR SEEDING	100 LB		
0183	6093000000-E	1661	FERTILIZER FOR REPAIR SEEDING	0.25 TON		

County: WAKE

Line #	Item Number	Sec #	Description	Quantity	Unit Cost	Amount
0184	6096000000-E	1662	SEED FOR SUPPLEMENTAL SEEDING	175 LB		
0185	6108000000-E	1665	FERTILIZER TOPDRESSING	5 TON		
0186	6114500000-N	1667	SPECIALIZED HAND MOWING	10 MHR		
0187	6117000000-N	SP	RESPONSE FOR EROSION CONTROL	25 EA		
0188	6117500000-N	SP	CONCRETE WASHOUT STRUCTURE	4 EA		
0189	6132000000-N	SP	GENERIC EROSION CONTROL ITEM FABRIC INSERT INLET PROTECTION DEVICE	51 EA		
0190	6132000000-N	SP	GENERIC EROSION CONTROL ITEM FABRIC INSERT INLET PROTECTION DEVICE CLEANOUT	102 EA		
0191	6890000000-E	SP	CONCRETE STEPS	1 CY		
0192	6895000000-E	SP	HANDRAIL ON STEPS	6 LF		
0193	7048500000-E	1705	PEDESTRIAN SIGNAL HEAD (16", 1 SECTION W/COUNTDOWN)	37 EA		
0194	7060000000-E	1705	SIGNAL CABLE	30,225 LF		
0195	7120000000-E	1705	VEHICLE SIGNAL HEAD (12", 3 SECTION)	98 EA		
0196	7132000000-E	1705	VEHICLE SIGNAL HEAD (12", 4 SECTION)	30 EA		
0197	7144000000-E	1705	VEHICLE SIGNAL HEAD (12", 5 SECTION)	15 EA		
0198	7252000000-E	1710	MESSENGER CABLE (1/4")	175 LF		
0199	7264000000-E	1710	MESSENGER CABLE (3/8")	5,900 LF		
0200	7279000000-E	1715	TRACER WIRE	725 LF		

County: WAKE

Line #	Item Number	Sec #	Description	Quantity	Unit Cost	Amount
0201	7300000000-E	1715	UNPAVED TRENCHING (*****) (1, 2")	3,750 LF		
0202	7300000000-E	1715	UNPAVED TRENCHING (*****) (2, 2")	525 LF		
0203	7301000000-E	1715	DIRECTIONAL DRILL (*****) (1, 2")	550 LF		
0204	7324000000-N	1716	JUNCTION BOX (STANDARD SIZE)	53 EA		
0205	7348000000-N	1716	JUNCTION BOX (OVER-SIZED, HEAVY DUTY)	8 EA		
0206	7360000000-N	1720	WOOD POLE	22 EA		
0207	7372000000-N	1721	GUY ASSEMBLY	42 EA		
0208	7396000000-E	1722	1/2" RISER WITH WEATHERHEAD	11 EA		
0209	7408000000-E	1722	1" RISER WITH WEATHERHEAD	6 EA		
0210	7420000000-E	1722	2" RISER WITH WEATHERHEAD	17 EA		
0211	7430000000-N	1722	HEAT SHRINK TUBING RETROFIT KIT	1 EA		
0212	7432000000-E	1722	2" RISER WITH HEAT SHRINK TUBING	4 EA		
0213	7444000000-E	1725	INDUCTIVE LOOP SAWCUT	8,300 LF		
0214	7456000000-E	1726	LEAD-IN CABLE (*****) (14-2)	31,700 LF		
0215	7481000000-N	SP	SITE SURVEY	5 EA		
0216	7481200000-N	SP	LUMINAIRE ARM FOR VIDEO SYSTEM	16 EA		
0217	7481240000-N	SP	CAMERA WITHOUT INTERNAL LOOP EMULATOR PROCESSING UNIT	16 EA		

County: WAKE

Line #	Item Number	Sec #	Description	Quantity	Unit Cost	Amount
0218	7481260000-N	SP	EXTERNAL LOOP EMULATOR PROCESSING UNIT	5 EA		
0219	7541000000-N	1731	MODIFY SPLICE ENCLOSURE	6 EA		
0220	7552000000-N	1731	INTERCONNECT CENTER	5 EA		
0221	7566000000-N	1733	DELINEATOR MARKER	8 EA		
0222	7575160000-E	1734	REMOVE EXISTING COMMUNICATIONS CABLE	1,745 LF		
0223	7576000000-N	SP	METAL STRAIN SIGNAL POLE	20 EA		
0224	7613000000-N	SP	SOIL TEST	20 EA		
0225	7614100000-E	SP	DRILLED PIER FOUNDATION	120 CY		
0226	7636000000-N	1745	SIGN FOR SIGNALS	41 EA		
0227	7642100000-N	1743	TYPE I POST WITH FOUNDATION	8 EA		
0228	7642200000-N	1743	TYPE II PEDESTAL WITH FOUNDATION	20 EA		
0229	7675000000-N	1747	LED BLANKOUT SIGN	2 EA		
0230	7684000000-N	1750	SIGNAL CABINET FOUNDATION	5 EA		
0231	7686000000-N	1752	CONDUIT ENTRANCE INTO EXISTING FOUNDATION	2 EA		
0232	7696000000-N	1751	CONTROLLERS WITH CABINET (***** (TYPE 2070LX, BASE MOUNTED)	5 EA		
0233	7744000000-N	1751	DETECTOR CARD (TYPE 170)	50 EA		
0234	7901000000-N	1753	CABINET BASE EXTENDER	5 EA		

County: WAKE

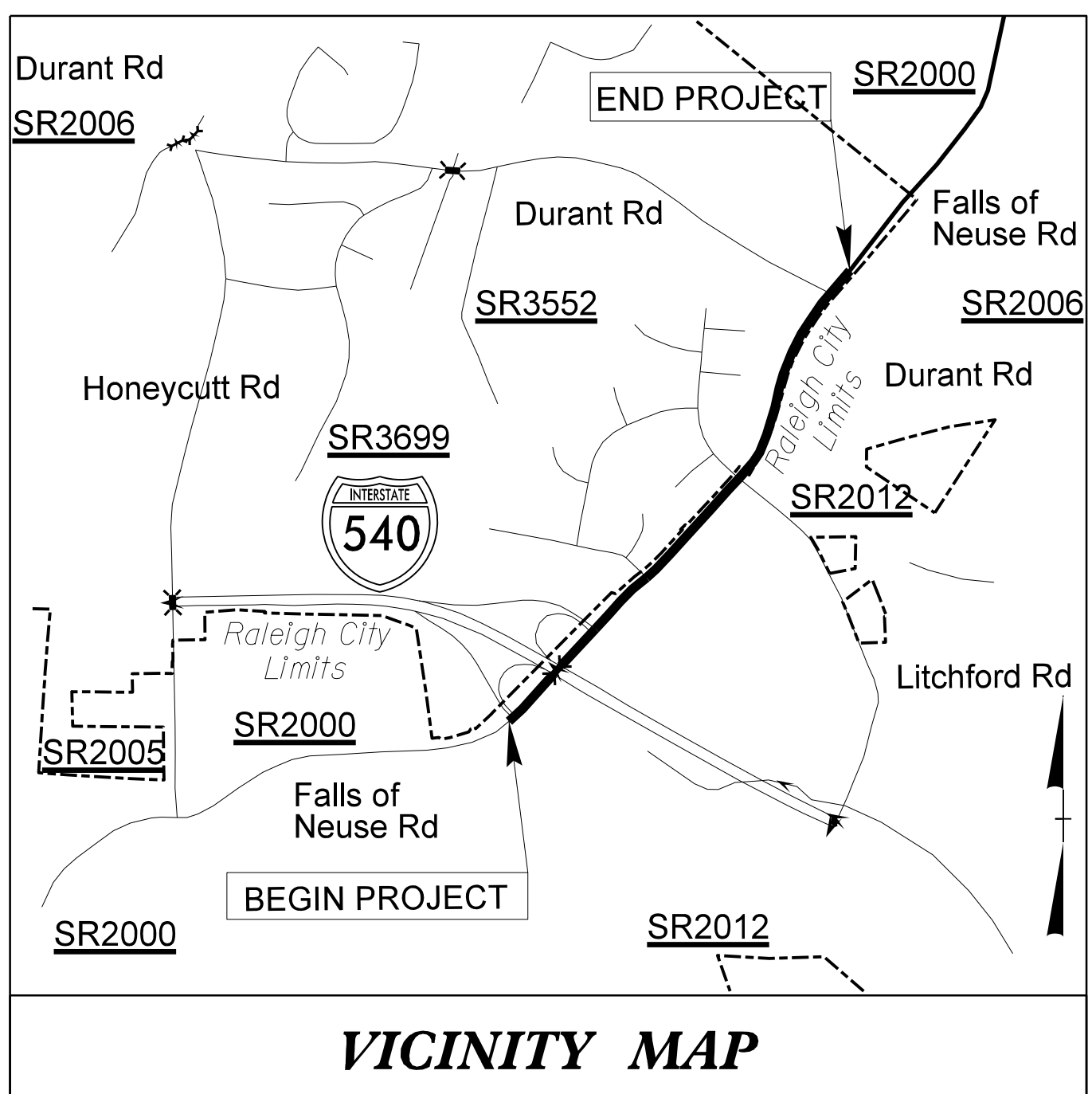
Line #	Item Number	Sec #	Description	Quantity	Unit Cost	Amount
0235	7980000000-N	SP	GENERIC SIGNAL ITEM APS DETECTOR STATIONS	34 EA		
0236	7980000000-N	SP	GENERIC SIGNAL ITEM CENTRAL CONTROL UNITS FOR APS DETECTOR STATIONS	5 EA		
0237	7980000000-N	SP	GENERIC SIGNAL ITEM DROP CABLE ASSEMBLY (6-FIBER)	5 EA		
0238	7980000000-N	SP	GENERIC SIGNAL ITEM RELOCATE EXISTING CCTV FIELD EQUIPMENT	1 EA		
0239	7990000000-E	SP	GENERIC SIGNAL ITEM BACK PULL COMMUNICATIONS CABLE	405 LF		
0240	7990000000-E	SP	GENERIC SIGNAL ITEM ETHERNET CABLE	475 LF		
0246	1704000000-E	SP	PATCHING EXISTING PAVEMENT	250 TON		

STRUCTURE ITEMS

0241	8867000000-E	SP	GENERIC STRUCTURE ITEM FOAM JOINT SEALS FOR PRESERVATION	201 LF		
0242	8882000000-E	SP	GENERIC STRUCTURE ITEM ELASTOMERIC CONCRETE FOR PRESERVATION	50.2 CF		
0243	8892000000-E	SP	GENERIC STRUCTURE ITEM BRIDGE JOINT DEMOLITION	201 SF		
0244	8893000000-E	SP	GENERIC STRUCTURE ITEM SHOTBLASTING BRIDGE DECK	2,975.3 SY		
0245	8893000000-E	SP	GENERIC STRUCTURE ITEM SILANE DECK TREATMENT	2,975.3 SY		

T.I.P. NO. U-5826	SHEET NO. UC-1
-----------------------------	--------------------------

TIP PROJECT: U-5826



STATE OF NORTH CAROLINA
DIVISION OF HIGHWAYS

**UTILITY CONSTRUCTION PLANS
WAKE COUNTY**

**LOCATION: FALLS OF NEUSE ROAD (SR 2000)
FROM I-540 TO DURANT ROAD (SR 2006)**

**TYPE OF WORK: WATER LINE, WATER SERVICE,
AND FIRE HYDRANT RELOCATION**

ATTENTION CONTRACTORS

The **Construction Contractor** responsible for the extension of water, sewer, and/or reuse, as approved in these plans, is responsible for **contacting the Public Works Department** at (919) 996-2409, and the **Public Utilities Department** at (919) 996-4540 at least **twenty four hours** prior to beginning any of their construction.

Failure to notify both **City Departments** in advance of beginning construction, will result in the issuance of **monetary fines**, and require reinstallation of any water or sewer facilities not inspected as a result of this notification failure.

Failure to call for **Inspection, Install a Downstream Plug**, have **Permitted Plans** on the **Jobsite**, or any other **Violation of City of Raleigh Standards** will result in a **Fine and Possible Exclusion** from future work in the **City of Raleigh**.

SITE PERMITTING APPROVAL

Water and Sewer Permits (if applicable)

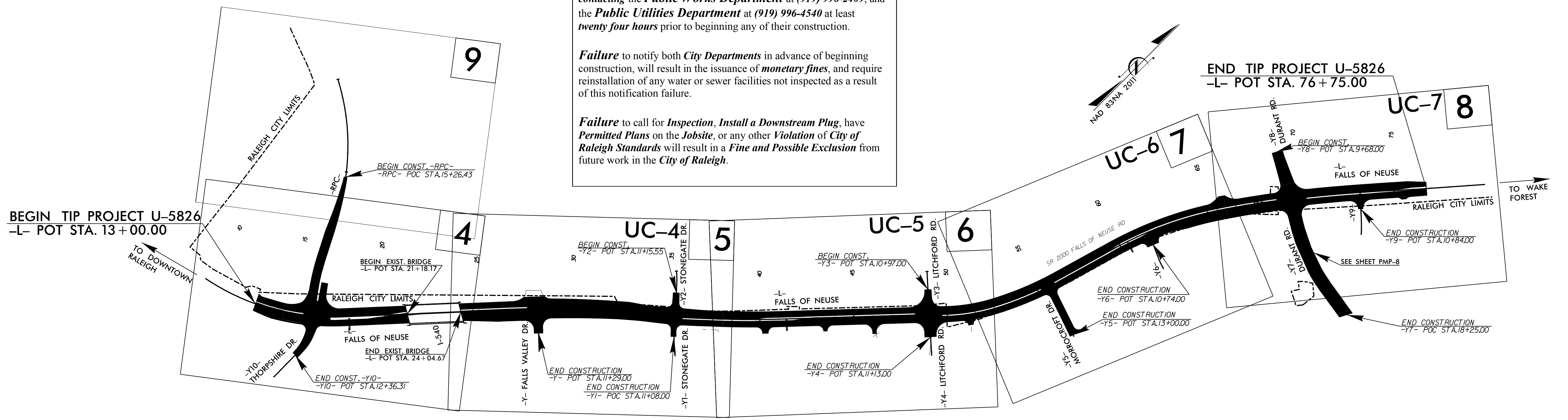
The City of Raleigh consents to the connection and extension of the City's Public Water System as shown on this plan. The material and construction methods used for this project shall conform to the standards and specifications of the City's Public Utilities Handbook, City of Raleigh Public Utilities Department Permit # W-3228.

CITY OF RALEIGH - PLANS AUTHORIZED FOR CONSTRUCTION

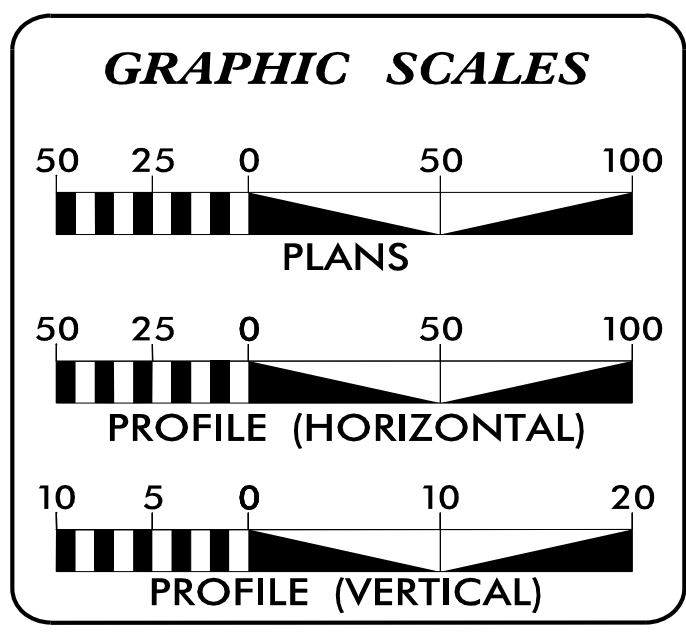
Electronic Approval: This approval is being issued electronically. This approval is valid only upon the signature of a City of Raleigh Review Officer below. The City will retain a copy of the approved plans. Any work authorized by this approval must proceed in accordance with the plans kept on file with the City. This electronic approval may not be edited once issued. Any modification to this approval once issued will invalidate this approval.

City of Raleigh Development Approval

Rene Haagen
Raleigh Water Review Officer



07-FEB-2023 10:34 MA:2019\2019060627.0\U-5826 Falls of Neuse TO #3\Water-Wastewater\U-5826.ut_t.sh_uc01.psh.dgn \$\$\$USERNAME\$\$\$



INDEX OF SHEETS

SHEET NO.:	DESCRIPTION:
UC-1	TITLE SHEET
UC-2	UTILITY SYMBOLOGY
UC-3	NOTES
UC-3A, 3B, 3C	DETAILS
UC-4 THRU UC-7	PLAN SHEETS
UC-8	PROFILE SHEET


**WATER OWNER
ON PROJECT**

CITY OF RALEIGH PUBLIC UTILITIES DEPARTMENT
ONE EXCHANGE PLAZA
BOX #620
RALEIGH, NC 27601

PREPARED IN THE OFFICE OF

KCI
Engineers • Planners • Scientists • Construction Managers
4505 Falls of Neuse Road, Suite 400
Raleigh, NC 27609
Phone (919) 783-9214 • Fax (919) 783-9266
License No. C-764

MARCO MENENDEZ, PE PROJECT ENGINEER
MARCO MENENDEZ, PE PROJECT MANAGER
CHARLES SHEARON PROJECT DESIGNER



**DIVISION OF HIGHWAYS
UTILITIES UNIT**

1555 MAIL SERVICES CENTER
RALEIGH, NC 27699-1555
PHONE (919) 707-6690
FAX (919) 250-4151

























BEN UPSHAW, P.E. TEAM LEAD
S. REID DAVIDSON, P.E. DDC ENGINEER
DON PROPER DIV. 5 UTILITIES ENGINEER
MONROE BROWN DIV. 5 UTILITIES COORDINATOR

DOCUMENT NOT CONSIDERED FINAL
UNTIL ALL SIGNATURES ARE COMPLETED





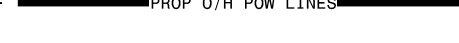
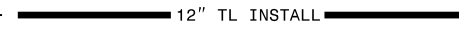
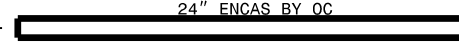
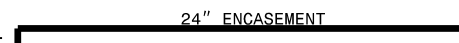
STATE OF NORTH CAROLINA DIVISION OF HIGHWAYS


UTILITIES PLAN SHEET SYMBOLS

PROPOSED WATER SYMBOLS

Water Line (Sized as Shown)	
11¼ Degree Bend	
22½ Degree Bend	
45 Degree Bend	
90 Degree Bend	
Plug	
Tee	
Cross	
Reducer	
Gate Valve	
Butterfly Valve	
Tapping Valve	
Line Stop	
Line Stop with Bypass	
Blow Off	
Fire Hydrant	
Relocate Fire Hydrant	
Remove Fire Hydrant	REM FH
Water Meter	
Relocate Water Meter	
Remove Water Meter	REM WM
Water Pump Station	
RPZ Backflow Preventer	
DCV Backflow Preventer	
Relocate RPZ Backflow Preventer	
Relocate DCV Backflow Preventer	

PROPOSED MISCELLANEOUS UTILITIES SYMBOLS

Power Pole	
Telephone Pole	
Joint Use Pole	
Telephone Pedestal	
Utility Line by Others (Type as Shown)	
Trenchless Installation	
Encasement by Open Cut	
Encasement	

Thrust Block	
Air Release Valve	
Utility Vault	
Concrete Pier	
Steel Pier	
Plan Note	
Pay Item Note	

EXISTING UTILITIES SYMBOLS

Power Pole		*Underground Power Line	
Telephone Pole		*Underground Telephone Cable	
Joint Use Pole		*Underground Telephone Conduit	
Utility Pole		*Underground Fiber Optics Telephone Cable	
Utility Pole with Base		*Underground TV Cable	
H-Frame Pole		*Underground Fiber Optics TV Cable	
Power Transmission Line Tower		*Underground Gas Pipeline	
Water Manhole		Aboveground Gas Pipeline	
Power Manhole		*Underground Water Line	
Telephone Manhole		Aboveground Water Line	
Sanitary Sewer Manhole		*Underground Gravity Sanitary Sewer Line	
Hand Hole for Cable		Aboveground Gravity Sanitary Sewer Line	
Power Transformer		*Underground SS Forced Main Line	
Telephone Pedestal		Underground Unknown Utility Line	
CATV Pedestal		SUE Test Hole	
Gas Valve		Water Meter	
Gas Meter		Water Valve	
Located Miscellaneous Utility Object		Fire Hydrant	
Abandoned According to Utility Records	AATUR	Sanitary Sewer Cleanout	
End of Information	E.O.I.		



*For Existing Utilities
 Utility Line Drawn from Record
 (Type as Shown)
 Designated Utility Line
 (Type as Shown)

5/14/99

07-FEB-2023 10:38 #3\Water-Wastewater\U-5826.ut-sym_UC02_psh.dgn

5/14/99

UTILITY CONSTRUCTION

PROJECT REFERENCE NO. <i>U-5826</i>	SHEET NO. <i>UC-3</i>
DESIGNED BY: <i>DK</i>	
DRAWN BY: <i>CS</i>	
CHECKED BY: <i>MM</i>	
APPROVED BY:	
REVISED:	
NORTH CAROLINA DEPARTMENT OF TRANSPORTATION UTILITIES ENGINEERING SEC. PHONE: (919) 707-6690 FAX: (919) 250-4151	
 Engineers • Planners • Scientists • Construction Managers 4501 Falls of Neuse Road, Suite 400 Raleigh, NC 27609 Phone (919) 783-9214 • Fax (919) 783-9266 License No. C-764	

GENERAL NOTES:

1. THE PROPOSED UTILITY CONSTRUCTION SHALL MEET THE APPLICABLE REQUIREMENTS OF THE NC DEPARTMENT OF TRANSPORTATION'S "STANDARD SPECIFICATIONS FOR ROADS AND STRUCTURES" DATED JANUARY 2018.

2. THE EXISTING UTILITIES BELONG TO CITY OF RALEIGH PUBLIC UTILITIES DEPARTMENT.

3. ALL WATER LINES TO BE INSTALLED WITHIN COMPLIANCE OF THE RULES AND REGULATIONS OF THE NORTH CAROLINA DEPARTMENT OF ENVIRONMENTAL QUALITY, DIVISION OF WATER RESOURCES, PUBLIC WATER SUPPLY SECTION. ALL SEWER LINES TO BE INSTALLED WITHIN COMPLIANCE OF THE RULES AND REGULATIONS OF THE NORTH CAROLINA DEPARTMENT OF ENVIRONMENT QUALITY, DIVISION OF WATER RESOURCES, WATER QUALITY SECTION. PERFORM ALL WORK IN ACCORDANCE WITH THE APPLICABLE PLUMBING CODES.

4. THE UTILITY OWNER OWNS THE EXISTING UTILITY FACILITIES AND WILL OWN THE NEW UTILITY FACILITIES AFTER ACCEPTANCE BY THE DEPARTMENT. THE DEPARTMENT OWNS THE CONSTRUCTION CONTRACT AND HAS ADMINISTRATIVE AUTHORITY. COMMUNICATIONS AND DECISIONS BETWEEN THE CONTRACTOR AND UTILITY OWNER ARE NOT BINDING UPON THE DEPARTMENT OR THIS CONTRACT UNLESS AUTHORIZED BY THE ENGINEER. AGREEMENTS BETWEEN THE UTILITY OWNER AND CONTRACTOR FOR THE WORK THAT IS NOT PART OF THIS CONTRACT OR IS SECONDARY TO THIS CONTRACT ARE ALLOWED, BUT ARE NOT BINDING UPON THE DEPARTMENT.

5. PROVIDE ACCESS FOR THE DEPARTMENT PERSONNEL AND THE OWNER'S REPRESENTATIVES TO ALL PHASES OF CONSTRUCTION. NOTIFY DEPARTMENT PERSONNEL AND THE UTILITY OWNER TWO WEEKS PRIOR TO COMMENCEMENT OF ANY WORK AND ONE WEEK PRIOR TO SERVICE INTERRUPTION. KEEP UTILITY OWNERS' REPRESENTATIVES INFORMED OF WORK PROGRESS AND PROVIDE OPPORTUNITY FOR INSPECTION OF CONSTRUCTION AND TESTING.

6. THE PLANS DEPICT THE BEST AVAILABLE INFORMATION FOR THE LOCATION, SIZE, AND TYPE OF MATERIAL FOR ALL EXISTING UTILITIES. MAKE INVESTIGATIONS FOR DETERMINING THE EXACT LOCATION, SIZE, AND TYPE MATERIAL OF THE EXISTING FACILITIES AS NECESSARY FOR THE CONSTRUCTION OF THE PROPOSED UTILITIES AND FOR AVOIDING DAMAGE TO EXISTING FACILITIES. REPAIR ANY DAMAGE INCURRED TO EXISTING FACILITIES TO THE ORIGINAL OR BETTER CONDITION AT NO ADDITIONAL COST TO THE DEPARTMENT.

7. MAKE FINAL CONNECTIONS OF THE NEW WORK TO THE EXISTING SYSTEM WHERE INDICATED ON THE PLANS, AS REQUIRED TO FIT THE ACTUAL CONDITIONS, OR AS DIRECTED.

8. MAKE CONNECTIONS BETWEEN EXISTING AND PROPOSED UTILITIES AT TIMES MOST CONVENIENT TO THE PUBLIC, WITHOUT ENDANGERING THE UTILITY SERVICE, AND IN ACCORDANCE WITH THE UTILITY OWNER'S REQUIREMENTS. MAKE CONNECTIONS ON WEEKENDS, AT NIGHT, AND ON HOLIDAYS IF NECESSARY.

9. ALL UTILITY MATERIALS SHALL BE APPROVED PRIOR TO DELIVERY TO THE PROJECT. SEE 1500-7, " SUBMITTALS AND RECORDS" IN SECTION 1500 OF THE STANDARD SPECIFICATIONS.

10. WHEN INSTALLING WATER &/OR SEWER MAINS, THE HORIZONTAL SEPARATION BETWEEN UTILITIES SHALL BE 10'. IF THIS SEPARATION CANNOT BE MAINTAINED DUE TO EXISTING CONDITIONS, THE VARIATION ALLOWED IS THE WATER MAIN IN A SEPARATE TRENCH WITH THE ELEVATION OF WATER MAIN AT LEAST 18" ABOVE THE TOP OF THE SEWER & MUST BE APPROVED BY THE PUBLIC UTILITIES DIRECTOR. ALL DISTANCES ARE MEASURED FROM OUTSIDE DIAMETER TO OUTSIDE DIAMETER.

11. WHERE IT IS IMPOSSIBLE TO OBTAIN PROPER SEPARATION, OR ANYTIME A SANITARY SEWER PASSES OVER A WATERMAIN, DIP MATERIALS OR STEEL ENCASMENT EXTENDED 10' ON EACH SIDE OF CROSSING MUST BE SPECIFIED & INSTALLED TO WATERLINE SPECIFICATIONS.

12. MAINTAIN 18" MIN. VERTICAL SEPARATION AT ALL WATERMAIN & RCP STORM DRAIN CROSSINGS; MAINTAIN 24" MIN. VERTICAL SEPARATION AT ALL SANITARY SEWER SEWER & RCP STORM DRAIN CROSSINGS. WHERE ADEQUATE SEPARATIONS CANNOT BE ACHIEVED, SPECIFY DIP MATERIALS & A CONCRETE CRADLE HAVING 6" MIN CLEARANCE AS SHOWN IN THE STANDARD DETAIL.

13. ALL OTHER UNDERGROUND UTILITIES SHALL CROSS WATER & SEWER FACILITIES WITH 18" MIN. VERTICAL SEPARATION REQUIRED.

14. ANY NECESSARY FIELD REVISIONS ARE SUBJECT TO REVIEW & APPROVAL OF AN AMENDED PLAN &/OR PROFILE BY THE CITY OF RALEIGH PUBLIC UTILITIES DEPARTMENT PRIOR TO CONSTRUCTION.

15. CONTRACTOR SHALL MAINTAIN CONTINUOUS WATER & SEWER SERVICE TO EXISTING RESIDENCES & BUSINESSES THROUGHOUT CONSTRUCTION OF PROJECT. ANY NECESSARY SERVICE INTERRUPTIONS SHALL BE PRECEDED BY A 24 HOUR ADVANCE NOTICE TO THE CITY OF RALEIGH PUBLIC UTILITIES DEPARTMENT.

16. 3.0' MINIMUM COVER IS REQUIRED ON ALL WATER MAINS & SEWER FORCEMAINS. 4.0' MINIMUM COVER IS REQUIRED ON ALL REUSE MAINS.

PROJECT SPECIFIC NOTES:

1. PROPOSED WATER LINE SHALL BE DIP OF THE SAME PRESSURE CLASS AND THICKNESS AS THE EXISTING WATER LINE.

2. ALL PIPE JOINTS AND FITTINGS SHALL BE RESTRAINED WITH RESTRAINED JOINTS. IN ADDITION, THRUST BLOCKING SHALL BE PROVIDED AS SHOWN IN THE STANDARD DETAILS.

3. CONTRACTOR SHALL ENSURE THAT THE CONNECTION BETWEEN EXISTING AND PROPOSED WATER LINE SHALL BE AT TIMES MOST CONVENIENT TO THE PUBLIC AND UTILITY OWNER.

4. CONTRACTOR SHALL COORDINATE WITH THE CITY OF RALEIGH PUBLIC UTILITIES DEPARTMENT STAFF 72 HOURS PRIOR TO THE SHUTDOWN OF THE EXISTING WATER LINE.

UTILITY CONSTRUCTION
DOCUMENT NOT CONSIDERED FINAL
UNLESS ALL SIGNATURES COMPLETED

5. CONTRACTOR SHALL REMOVE EXISTING 16" WATER LINE AS NECESSARY TO MAKE CONNECTION WITH THE NEW WATERLINE.

6. CONTRACTOR SHALL PLACE FOUNDATION CONDITIONING MATERIALS AND GEOTEXTILE IN ALL PROPOSED WATERLINE TRENCHES.

7. CONTRACTOR AND RALEIGH WATER WILL EXCHANGE ALL NECESSARY CONTACTS / PHONE NUMBERS AT THE PRE CONSTRUCTION CONFERENCE

8. RALEIGH WATER WILL STAGE A VALVE CREW AT THE EM JOHNSON WATER TREATMENT PLANT DURING CONSTRUCTION TO RESPOND TO CONTRACTOR REQUESTS AS NECESSARY.

9. UPON EXPOSING ANY OF RALEIGH WATER'S ASSETS, CONTRACTOR SHALL IMMEDIATELY NOTIFY RALEIGH WATER ASSET MANAGEMENT TO PERFORM CONDITION ASSESSMENT OF THE ASSET WHILE EXPOSED.

10. CONTRACTOR SHALL PROVIDE A 2-DAY NOTIFICATION TO RALEIGH WATER PRIOR TO ANYTIME CONTRACTOR WILL EXCAVATE WITHIN 10 FEET OF ANY RALEIGH WATER MAIN.

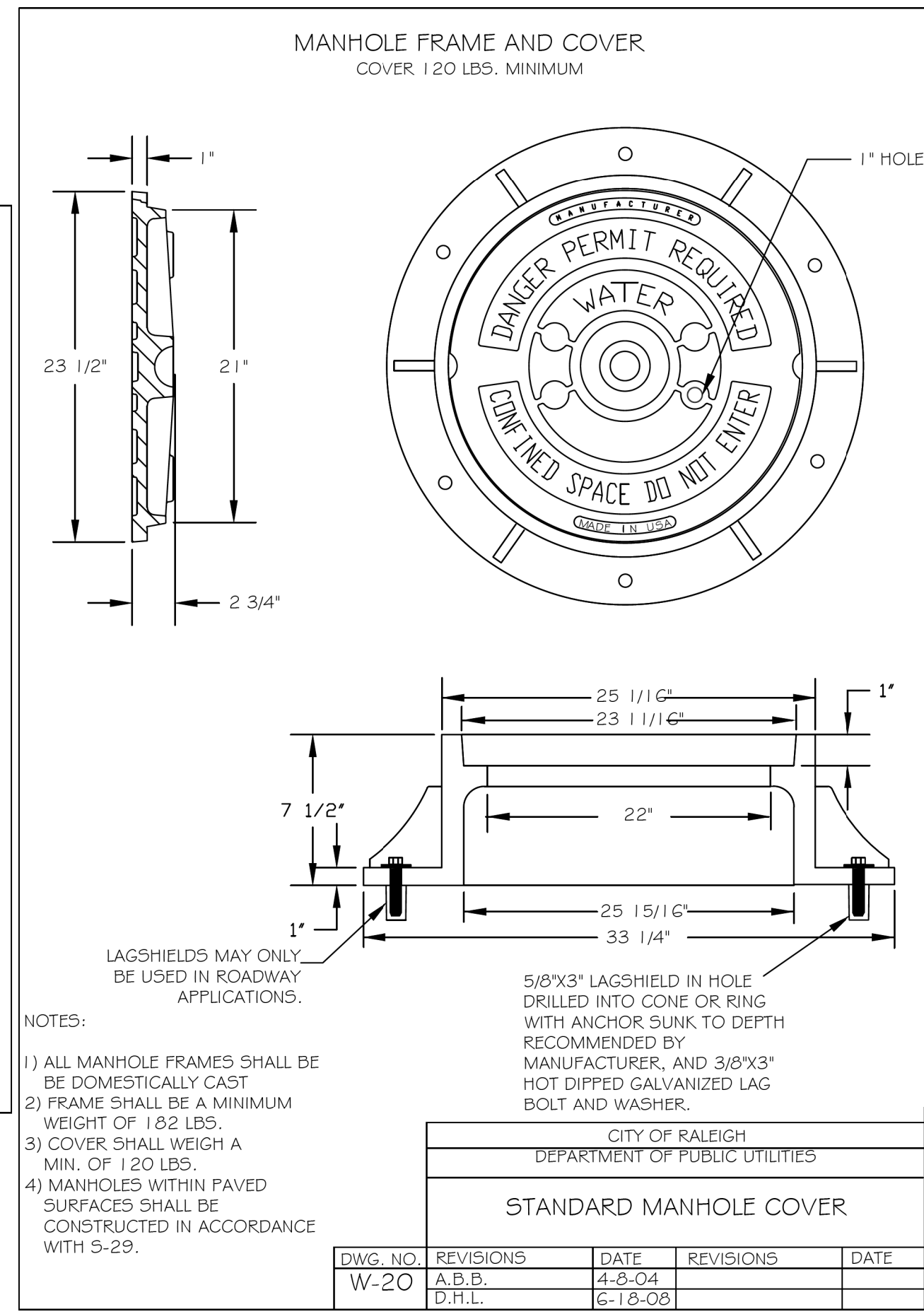
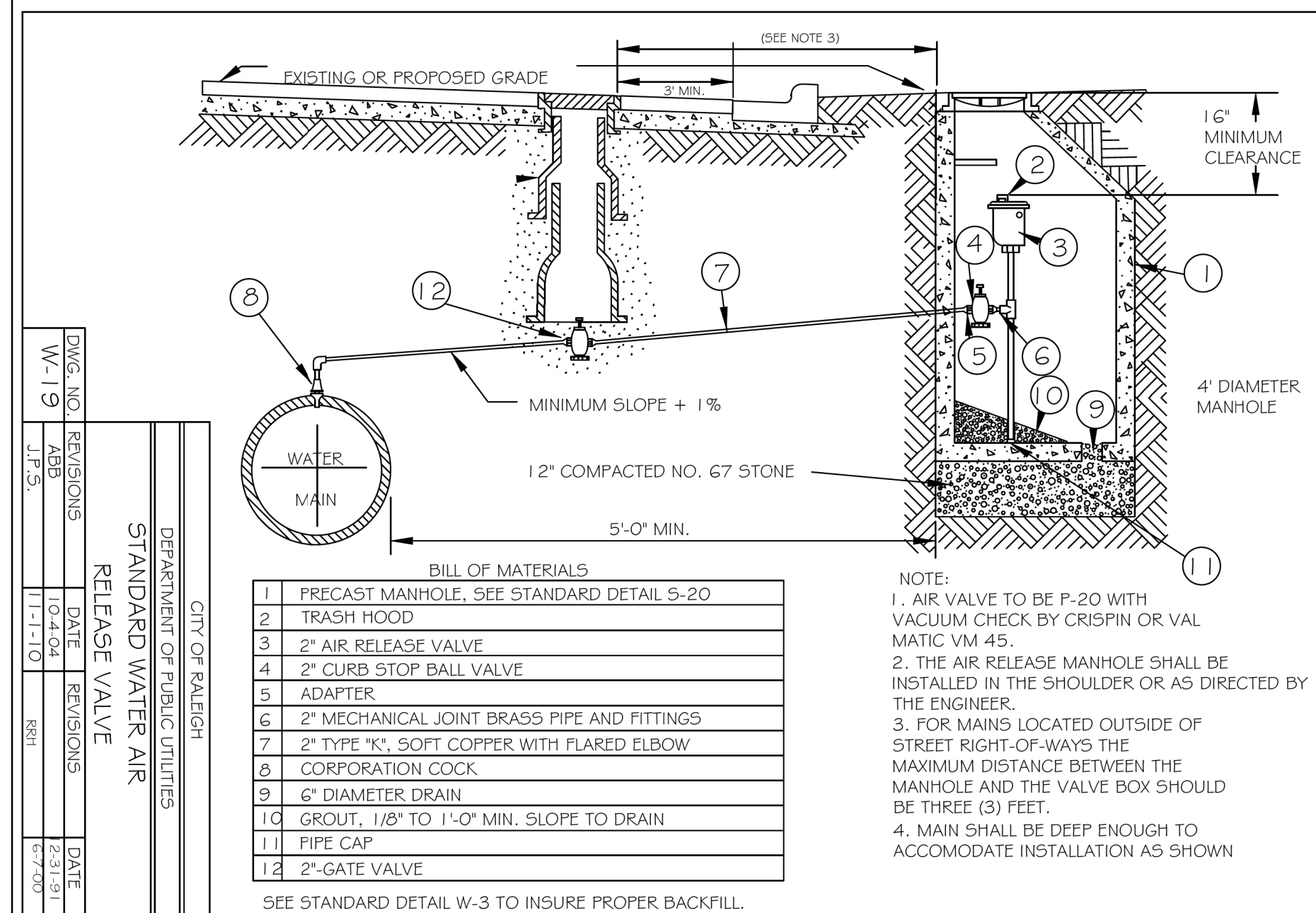
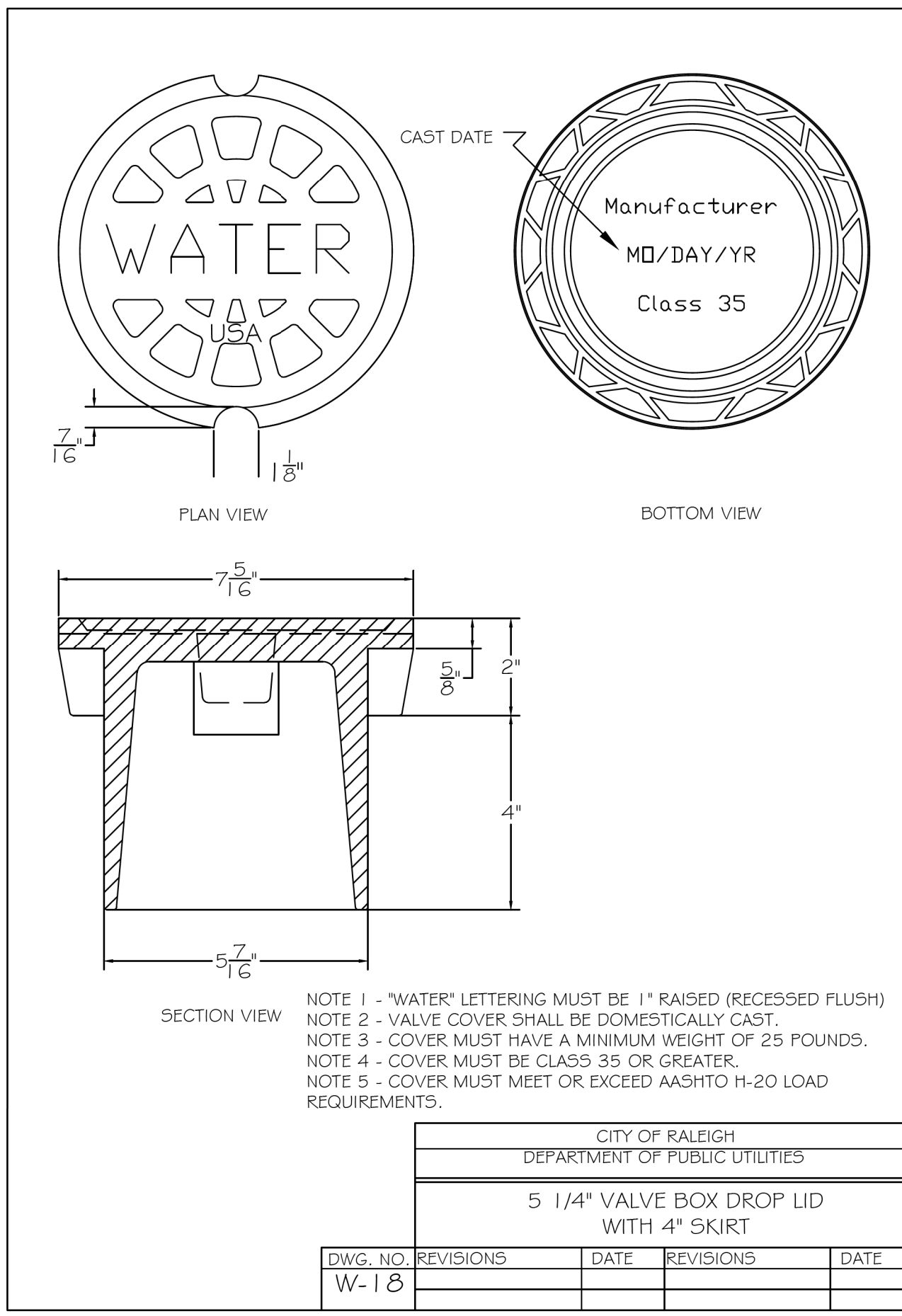
11. ALL NEW WATER INFRASTRUCTURE SHALL BE IN COMPLIANCE WITH THE CITY OF RALEIGH PUBLIC UTILITIES HANDBOOK.

F:\07-FEB-2023 10:35 #3\Water-Wastewater\U-5826-ut.notes_UC03.psh.dgn
 5826 UC03

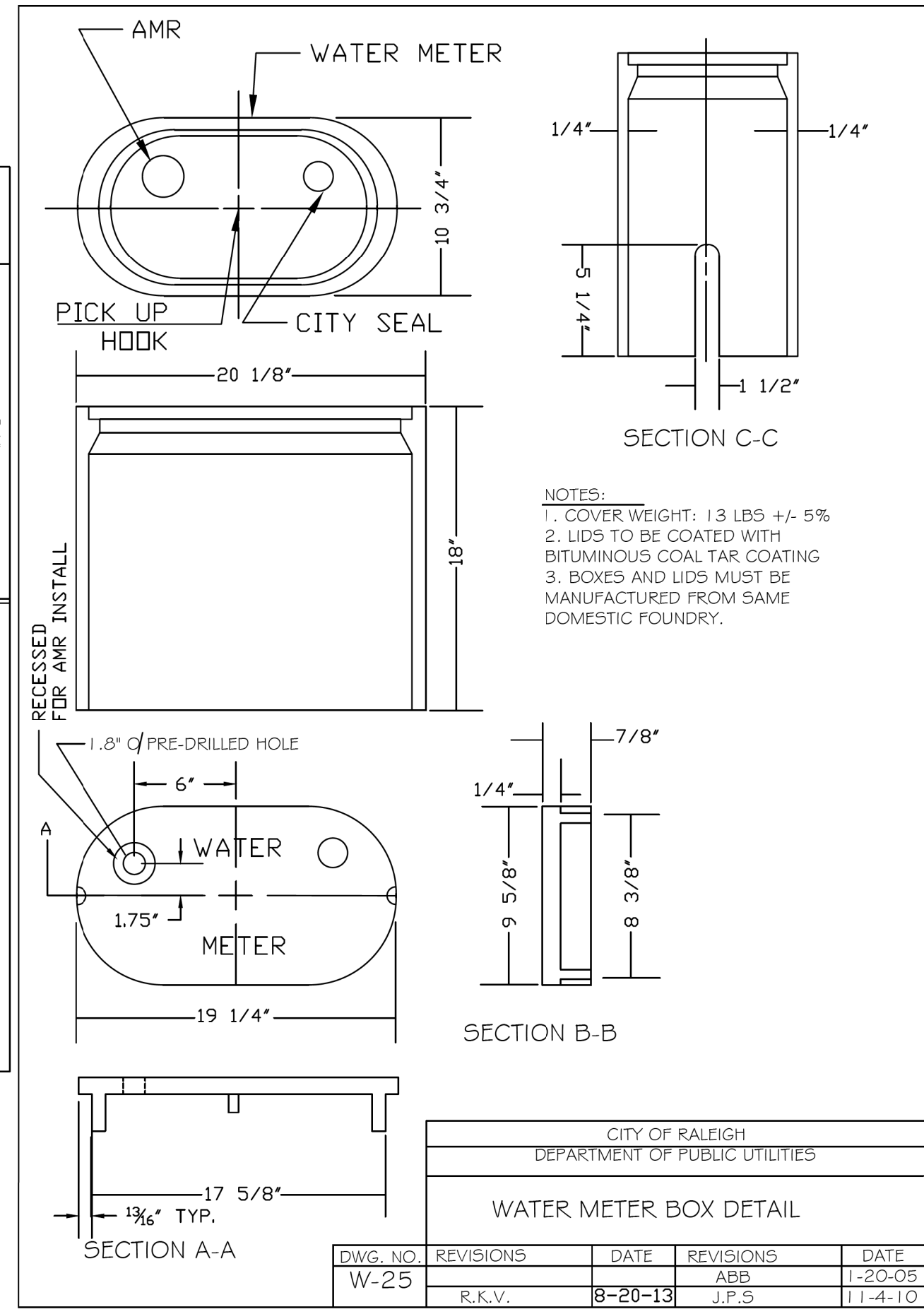
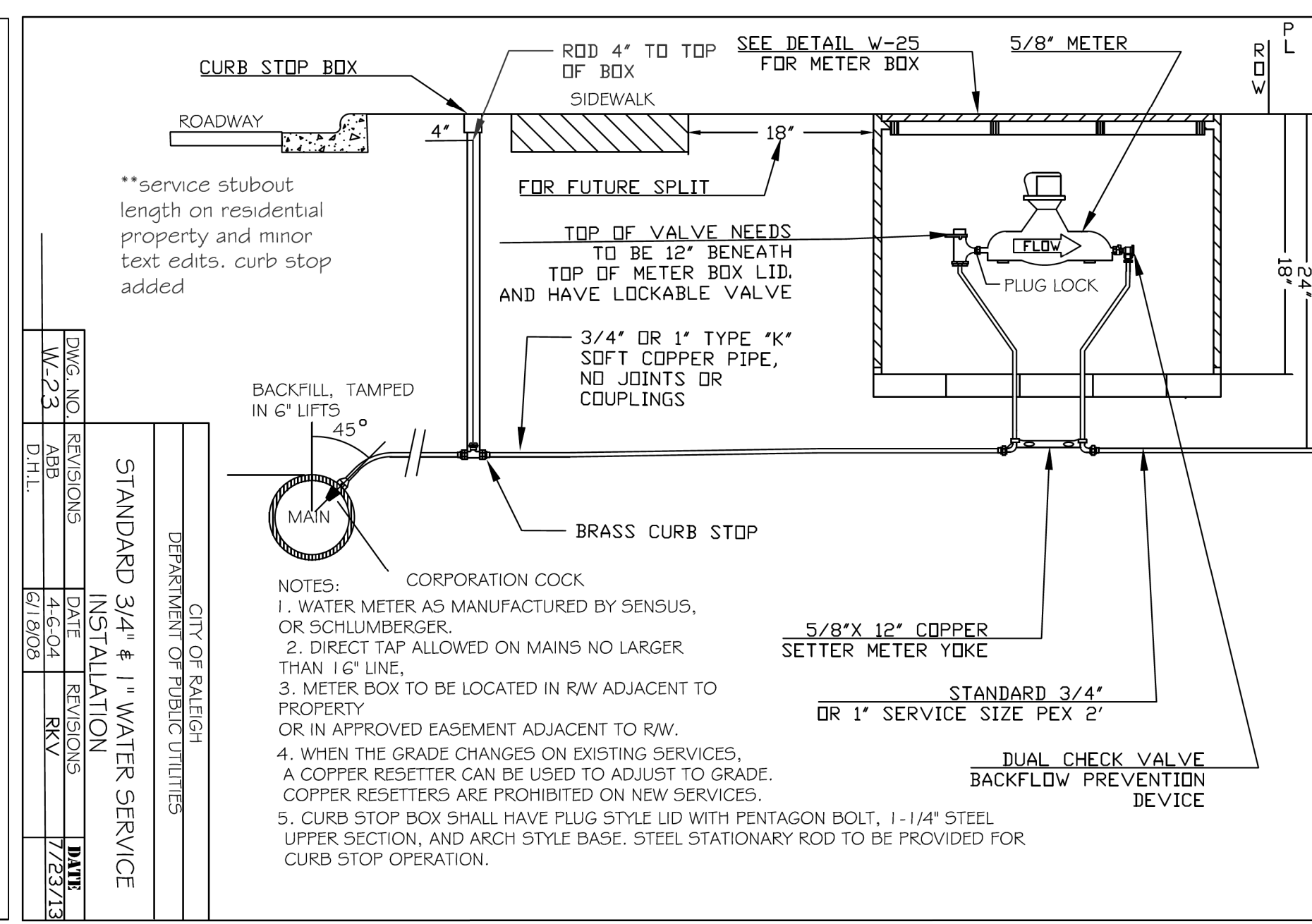
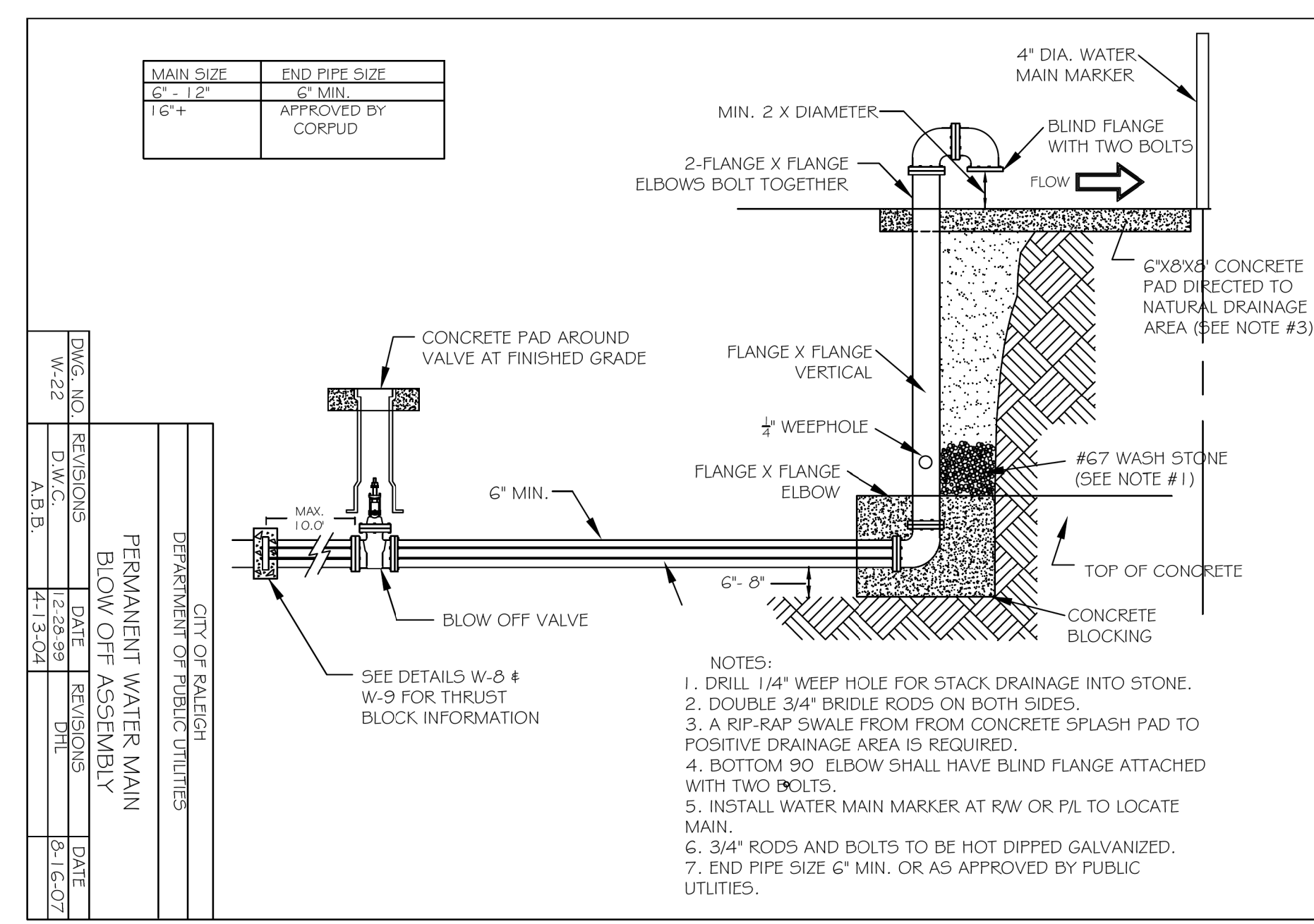
5/14/99

PROJECT TYPICAL DETAILS

PROJECT REFERENCE NO.	SHEET NO.
U-5826	UC-3B
DESIGNED BY: DK	
DRAWN BY: CS	
CHECKED BY: MM	
APPROVED BY:	
REVISED:	
NORTH CAROLINA DEPARTMENT OF TRANSPORTATION	
UTILITIES ENGINEERING SEC. PHONE: (919) 707-6690 FAX: (919) 250-4151	
UTILITY CONSTRUCTION PLANS ONLY	



UTILITY CONSTRUCTION
DOCUMENT NOT CONSIDERED FINAL
UNLESS ALL SIGNATURES COMPLETED

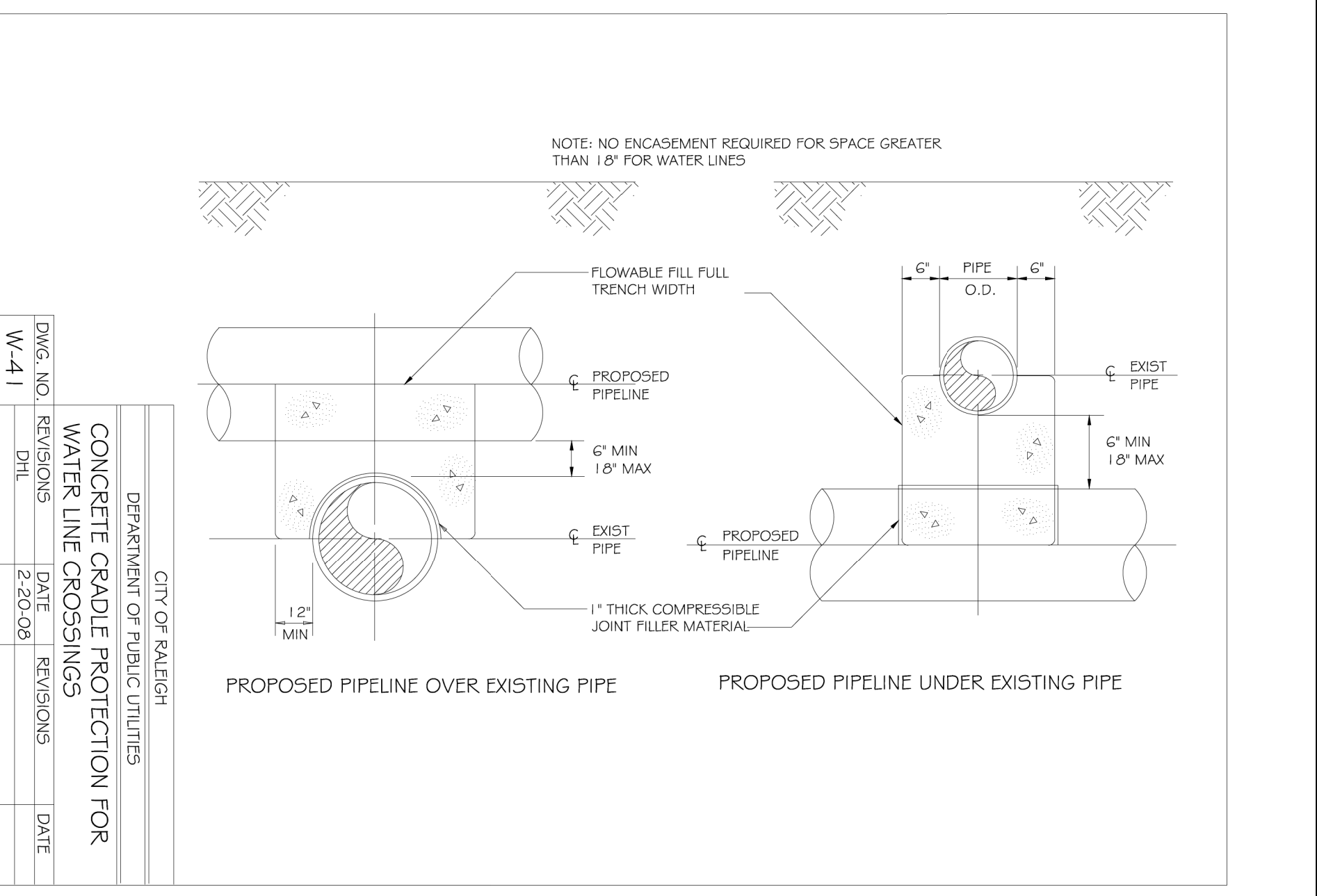
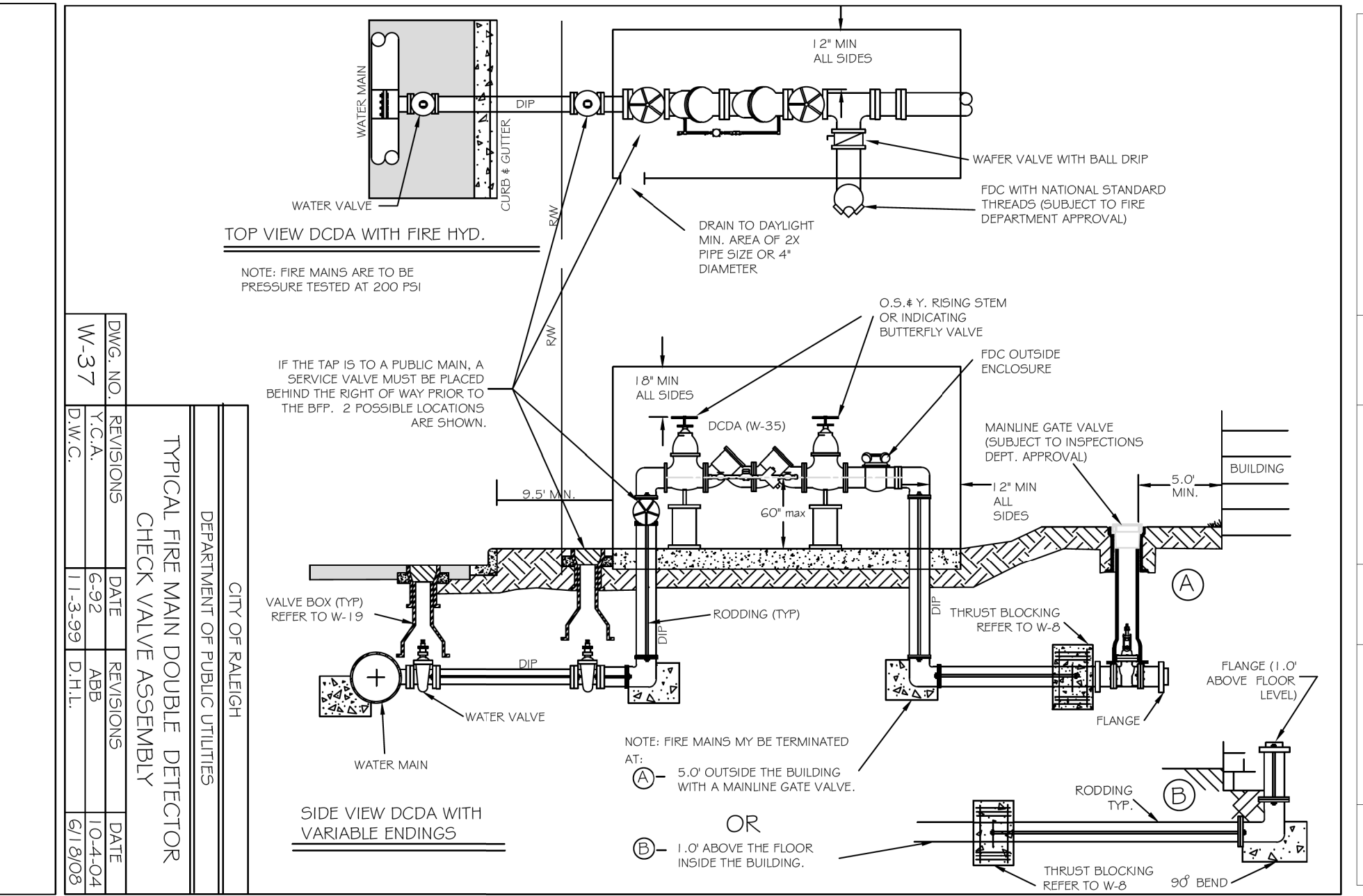
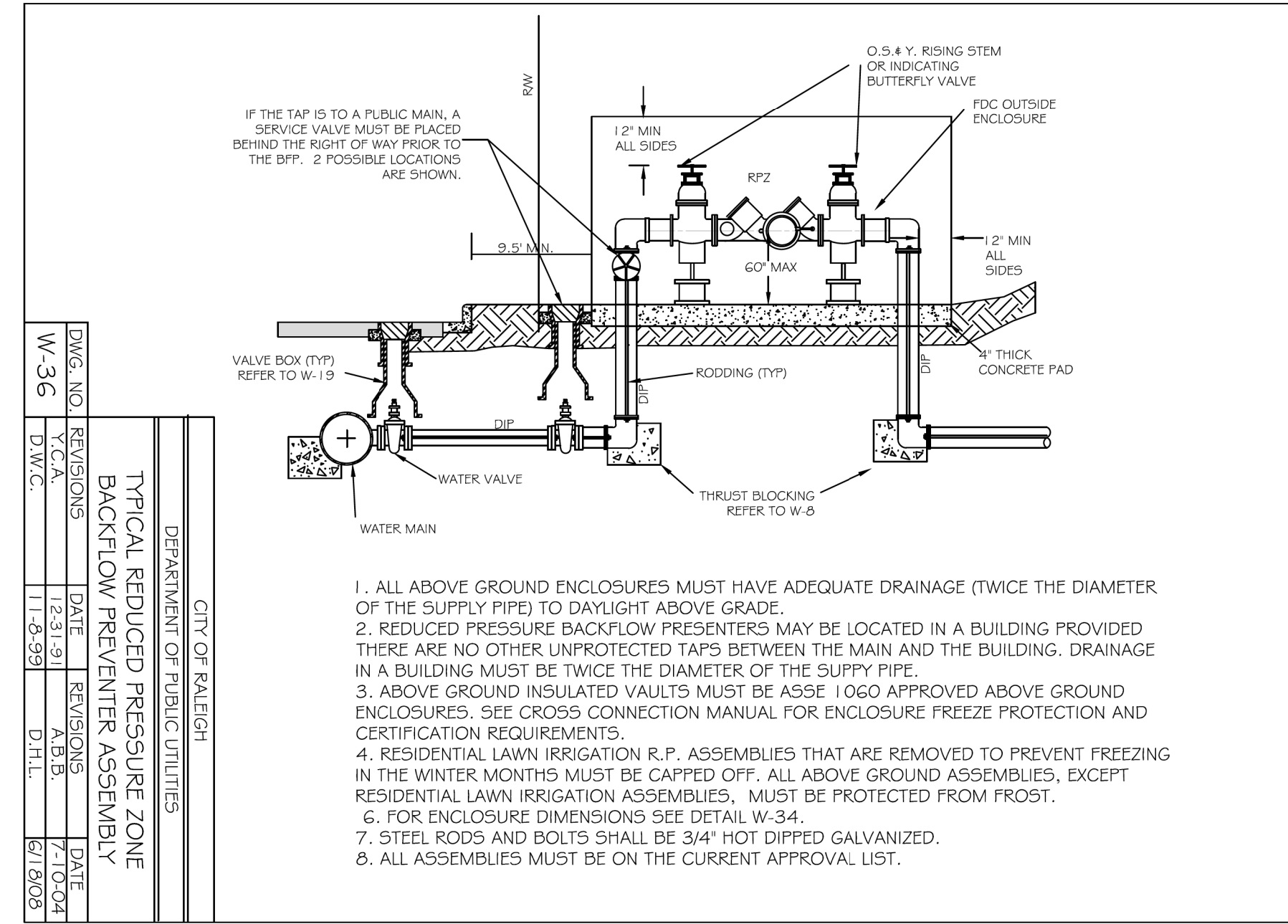
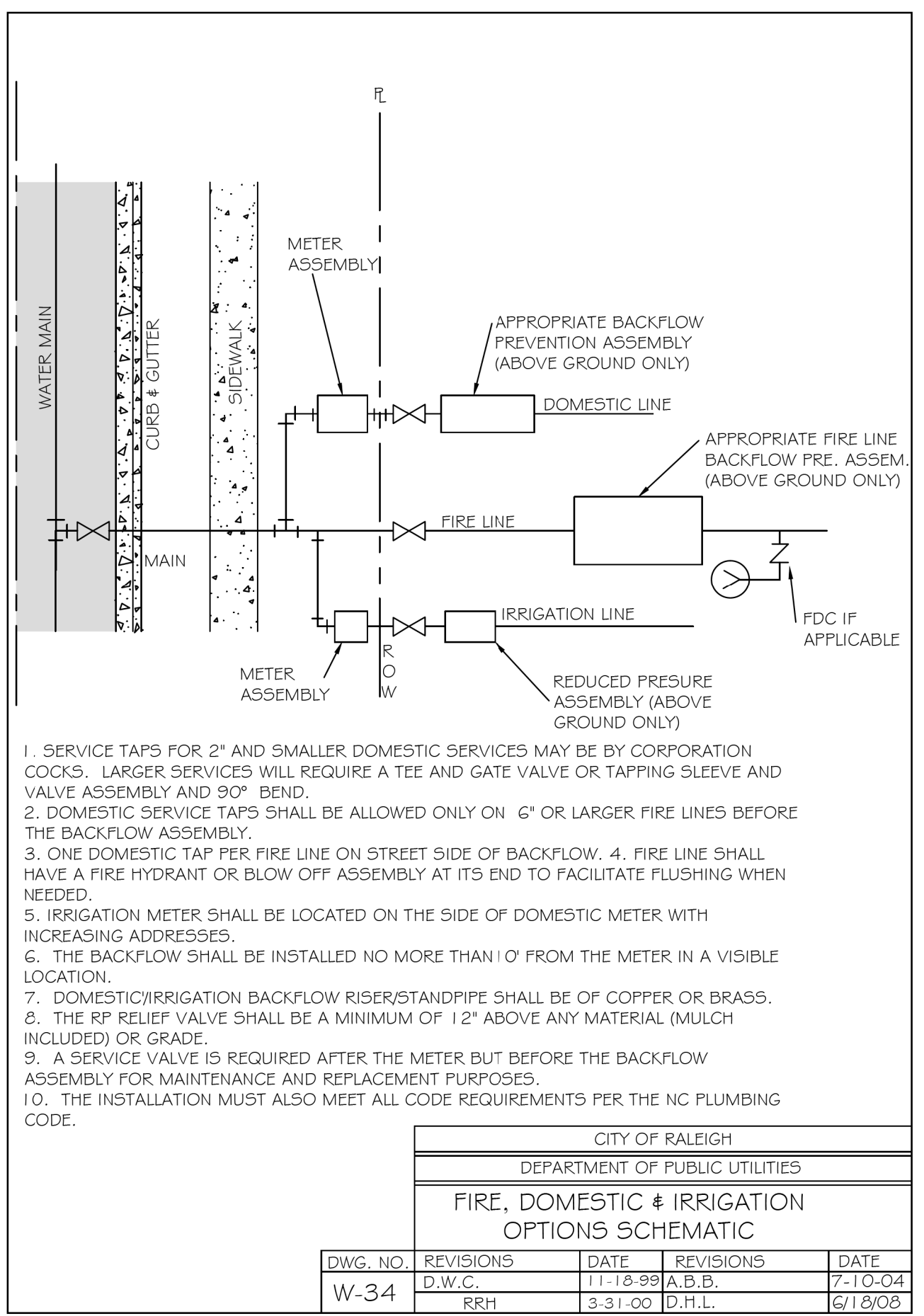
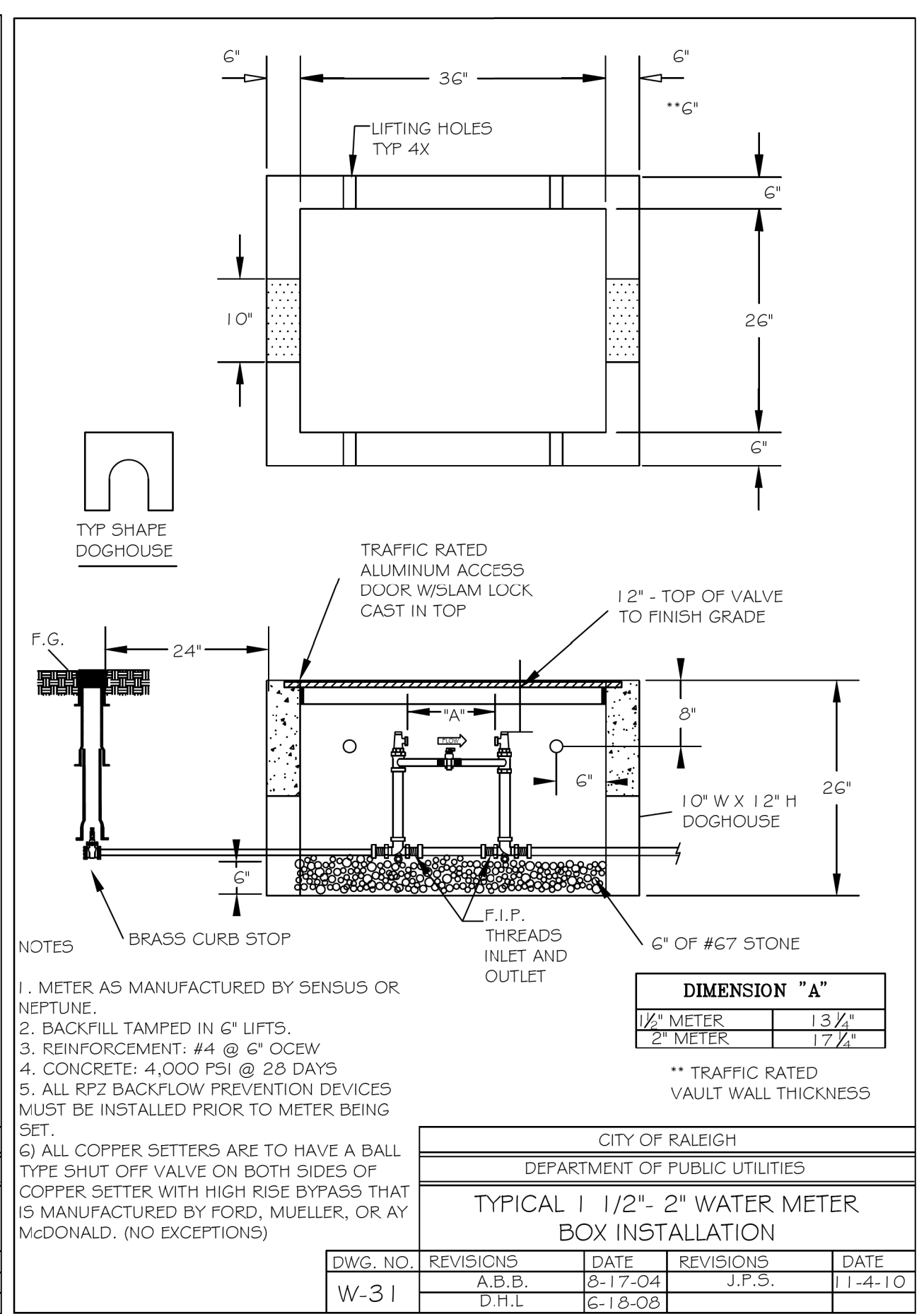
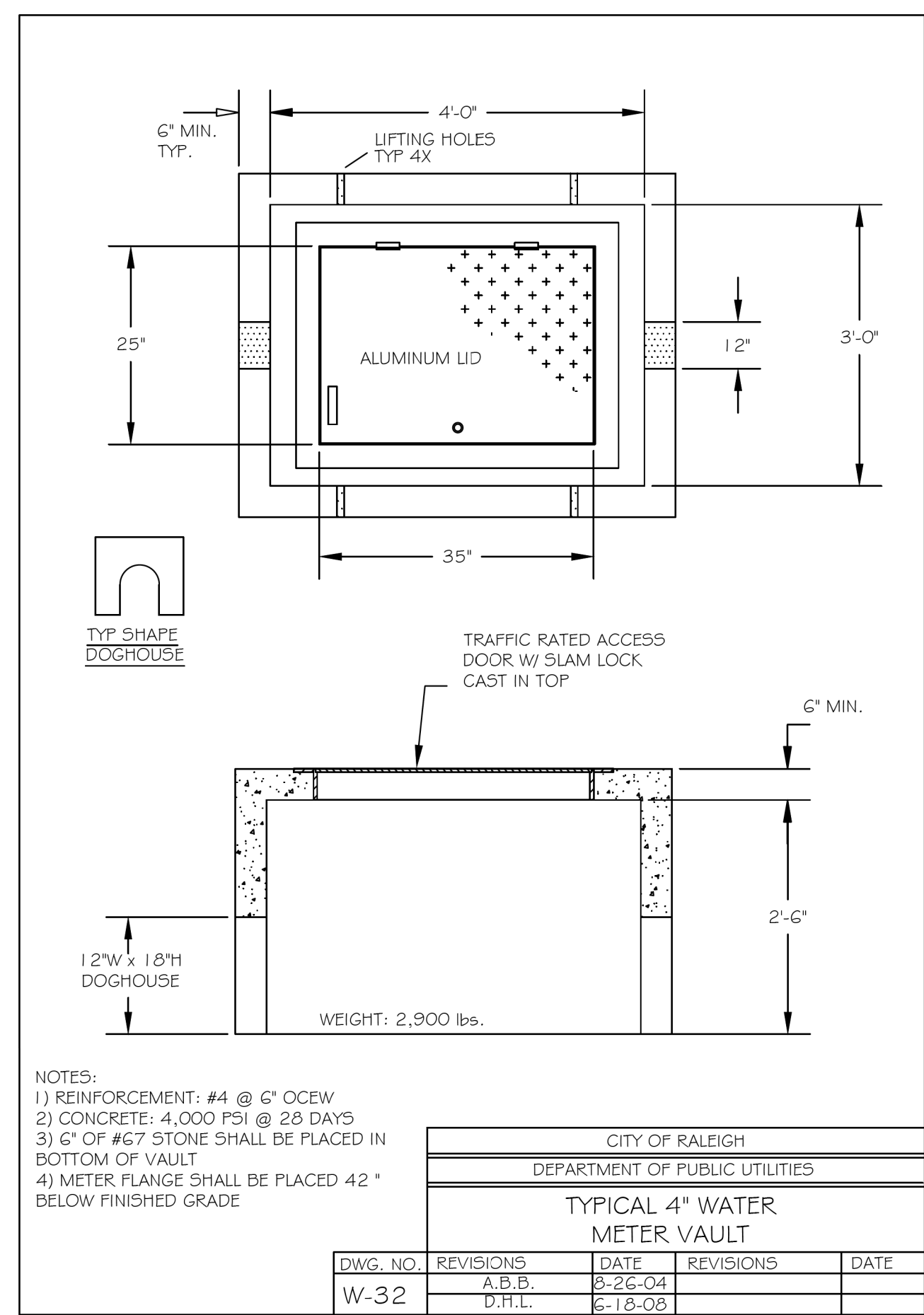


07-FEB-2023 10:16 #3\Water-Wastewater\U-5826-ut-notes_UC03_psh.dgn

PROJECT TYPICAL DETAILS

PROJECT REFERENCE NO.	U-5826	SHEET NO.	UC-30
DESIGNED BY:	DK		
DRAWN BY:	CS		
CHECKED BY:	MM		
APPROVED BY:			
REVISED:			
NORTH CAROLINA DEPARTMENT OF TRANSPORTATION		UTILITY CONSTRUCTION PLANS ONLY	
UTILITIES ENGINEERING SEC. PHONE: (919) 707-6690 FAX: (919) 250-4151		Engineers • Planners • Scientists • Construction Managers 4509 Falls of Neuse Road, Suite 400 Raleigh, NC 27609 Phone (919) 783-9214 • Fax (919) 783-9266 License No. C-764	

UTILITY CONSTRUCTION
DOCUMENT NOT CONSIDERED FINAL
UNLESS ALL SIGNATURES COMPLETED



SITE PERMITTING APPROVAL

Water and Sewer Permits (if applicable)

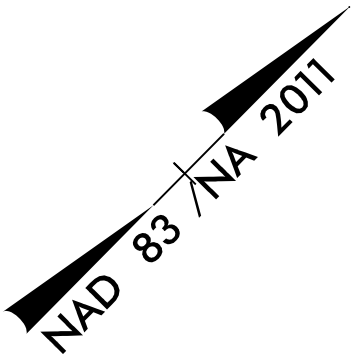
The City of Raleigh consents to the connection and extension of the City's Public Water System as shown on this plan. The material and construction methods used for this project shall conform to the standards and specifications of the City's Public Utilities Handbook, City of Raleigh Public Utilities Department Permit # 30-322.



CITY OF RALEIGH - PLANS AUTHORIZED FOR CONSTRUCTION

Electronic Approval: This approval is being issued electronically. This approval is valid only upon the signature of a City of Raleigh Review Officer below. The City will retain a copy of the approved plans. Any work authorized by this approval must proceed in accordance with the plans kept on file with the City. This electronic approval may not be edited once issued. Any modification to this approval once issued will invalidate this approval.

City of Raleigh Development Approval _____

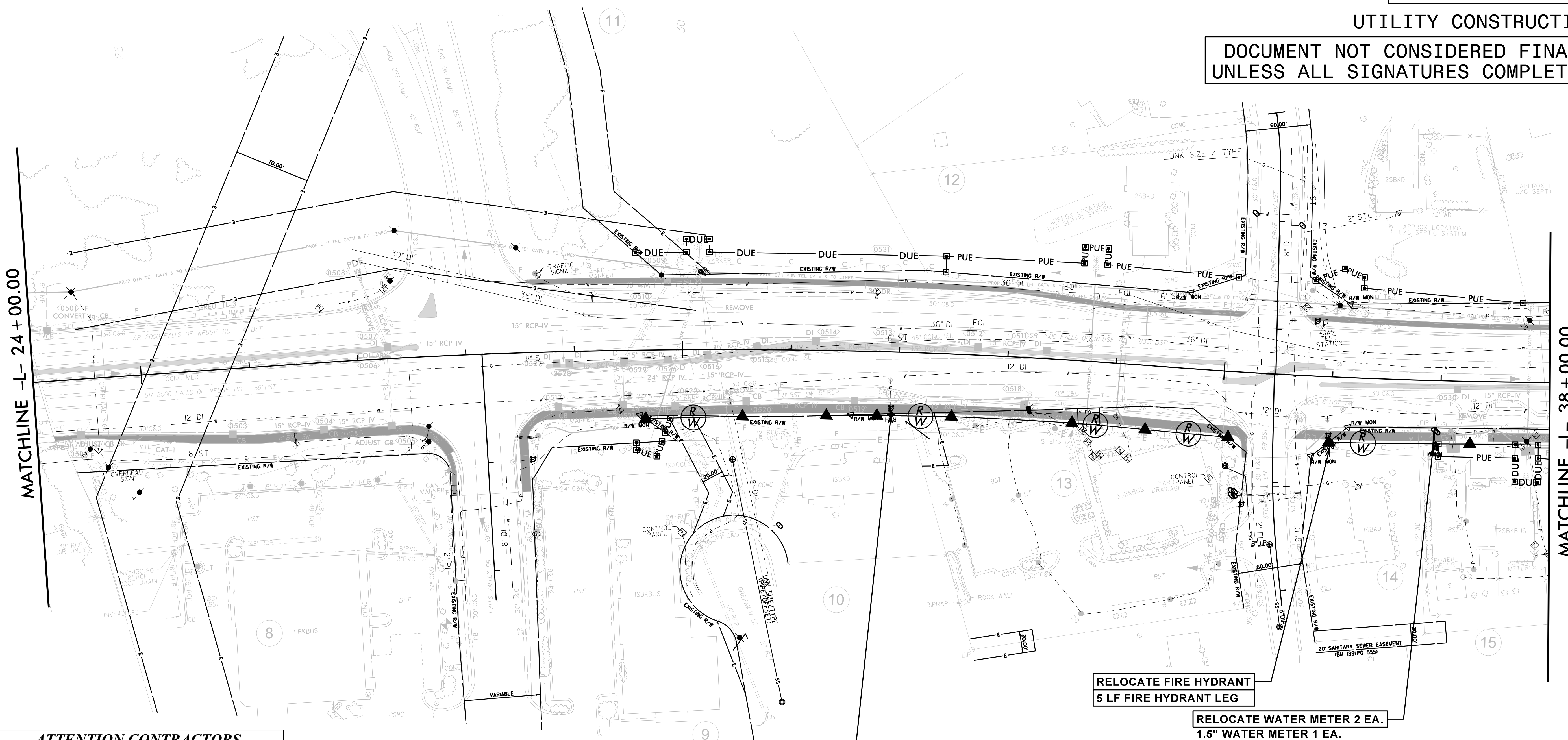
Raleigh Water Review Officer Rene Haagen



PROJECT REFERENCE NO. U-5826	SHEET NO. UC-4
DESIGNED BY: CS	
DRAWN BY: CS	
CHECKED BY: MM	
APPROVED BY:	
REVISED:	NORTH CAROLINA DEPARTMENT OF TRANSPORTATION UTILITIES ENGINEERING SECTION PHONE: (919) 707-6690 FAX: (919) 250-4151
 KCI <small>Engineers • Planners • Scientists • Construction Managers</small> 4505 Falls of Neuse Road, Suite 400 Raleigh, NC 27609 Phone (919) 783-9214 • Fax (919) 783-9266 License No. C-764	

UTILITY CONSTRUCTION

**DOCUMENT NOT CONSIDERED FINAL
UNLESS ALL SIGNATURES COMPLETED**



ATTENTION CONTRACTORS

The **Construction Contractor** responsible for the extension of water, sewer, and/or reuse, as approved in these plans, is responsible for contacting the **Public Works Department** at (919) 996-2409, and the **Public Utilities Department** at (919) 996-4540 at least **twenty four hours** prior to beginning any of their construction.

Failure to notify both **City Departments** in advance of beginning construction, will result in the issuance of **monetary fines**, and require reinstallation of any water or sewer facilities not inspected as a result of this notification failure.

Failure to call for **Inspection, Install a Downstream Plug**, have **Permitted Plans** on the **Jobsite**, or any other **Violation of City of Raleigh Standards** will result in a **Fine and Possible Exclusion** from future work in the **City of Raleigh**.

**RELOCATE FIRE HYDRANT
5 LF FIRE HYDRANT LEG**

**RELOCATE FIRE HYDRANT
7 LF FIRE HYDRANT LEG**

**RELOCATE WATER METER 2 EA.
1.5" WATER METER 1 EA.
5/8" WATER METER 1 EA.
1.5" WATER SERVICE LINE 25 LF
5/8" WATER SERVICE LINE 4 LF**

SITE PERMITTING APPROVAL
Water and Sewer Permits (if applicable)
 The City of Raleigh consents to the connection and extension of the City's Public Water System as shown on this plan. The material and construction methods used for this project shall conform to the standards and specifications of the City's Public Utilities Handbook, City of Raleigh Public Utilities Department Permit # _____ 30.2322.

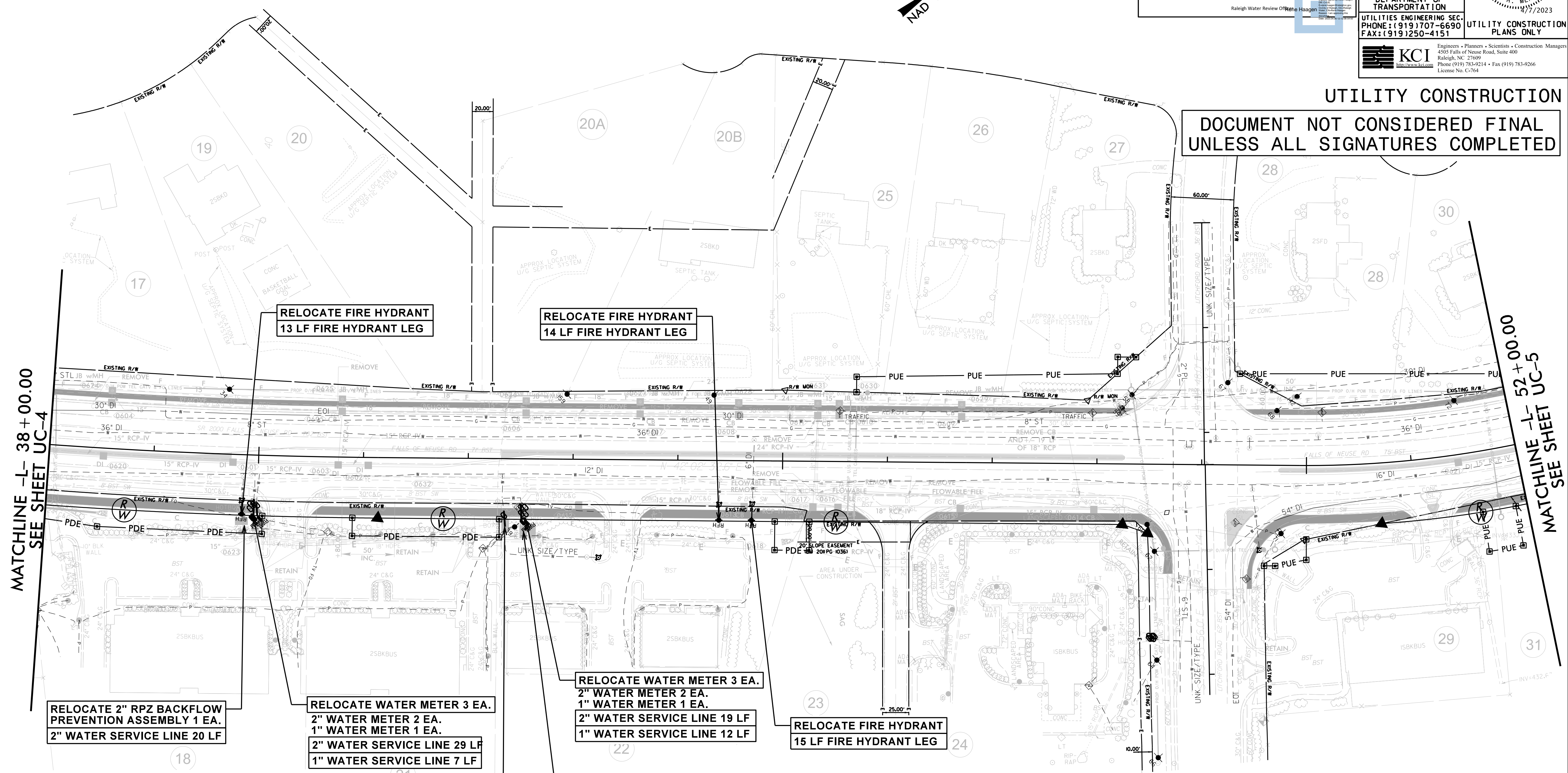
CITY OF RALEIGH - PLANS AUTHORIZED FOR CONSTRUCTION
 Electronic Approval: This approval is being issued electronically. This approval is valid only upon the signature of a City of Raleigh Review Officer below. The City will retain a copy of the approved plans. Any work authorized by this approval must proceed in accordance with the plans kept on file with the City. This electronic approval may not be edited once issued. Any modification to this approval once issued will invalidate this approval.

City of Raleigh Development Approval _____
 Raleigh Water Review Officer: Haagen

PROJECT REFERENCE NO. U-5826	SHEET NO. UC-5
DESIGNED BY: CS	
DRAWN BY: CS	
CHECKED BY: MM	
APPROVED BY:	
REVISED:	NORTH CAROLINA DEPARTMENT OF TRANSPORTATION UTILITIES ENGINEERING SEC. PHONE: (919) 707-6690 FAX: (919) 250-4151 UTILITY CONSTRUCTION PLANS ONLY
Engineers • Planners • Scientists • Construction Managers 4505 Falls of Neuse Road, Suite 400 Raleigh, NC 27609 Phone (919) 783-9214 • Fax (919) 783-9266 License No. C-764	

UTILITY CONSTRUCTION

DOCUMENT NOT CONSIDERED FINAL UNLESS ALL SIGNATURES COMPLETED



ATTENTION CONTRACTORS
 The *Construction Contractor* responsible for the extension of water, sewer, and/or reuse, as approved in these plans, is responsible for contacting the *Public Works Department* at (919) 996-2409, and the *Public Utilities Department* at (919) 996-4540 at least *twenty four hours* prior to beginning any of their construction.

Failure to notify both *City Departments* in advance of beginning construction, will result in the issuance of *monetary fines*, and require reinstallation of any water or sewer facilities not inspected as a result of this notification failure.

Failure to call for *Inspection, Install a Downstream Plug*, have *Permitted Plans* on the *Jobsite*, or any other *Violation of City of Raleigh Standards* will result in a *Fine and Possible Exclusion* from future work in the *City of Raleigh*.

RELOCATE 2" RPZ BACKFLOW PREVENTION ASSEMBLY 1 EA.
 2" WATER SERVICE LINE 20 LF

RELOCATE WATER METER 3 EA.
 2" WATER METER 2 EA.
 1" WATER METER 1 EA.
 2" WATER SERVICE LINE 29 LF
 1" WATER SERVICE LINE 7 LF

RELOCATE FIRE HYDRANT 13 LF FIRE HYDRANT LEG

RELOCATE FIRE HYDRANT 14 LF FIRE HYDRANT LEG

RELOCATE WATER METER 3 EA.
 2" WATER METER 2 EA.
 1" WATER METER 1 EA.
 2" WATER SERVICE LINE 19 LF
 1" WATER SERVICE LINE 12 LF

RELOCATE FIRE HYDRANT 15 LF FIRE HYDRANT LEG

RELOCATE 2" RPZ BACKFLOW PREVENTION ASSEMBLY 2 EA.

PROPOSED 43 LB OF DUCTILE IRON WATER PIPE FITTINGS

SITE PERMITTING APPROVAL


Water and Sewer Permits (if applicable)



The City of Raleigh consents to the connection and extension of the City's Public Water System as shown on this plan. The material and construction methods used for this project shall conform to the standards and specifications of the City's Public Utilities Handbook, City of Raleigh Public Utilities Department Permit # _____ UC-2022.

CITY OF RALEIGH - PLANS AUTHORIZED FOR CONSTRUCTION

Electronic Approval: This approval is being issued electronically. This approval is valid only upon the signature of a City of Raleigh Review Officer below. The City will retain a copy of the approved plans. Any work authorized by this approval must proceed in accordance with the plans kept on file with the City. This electronic approval may not be edited once issued. Any modification to this approval once issued will invalidate this approval.

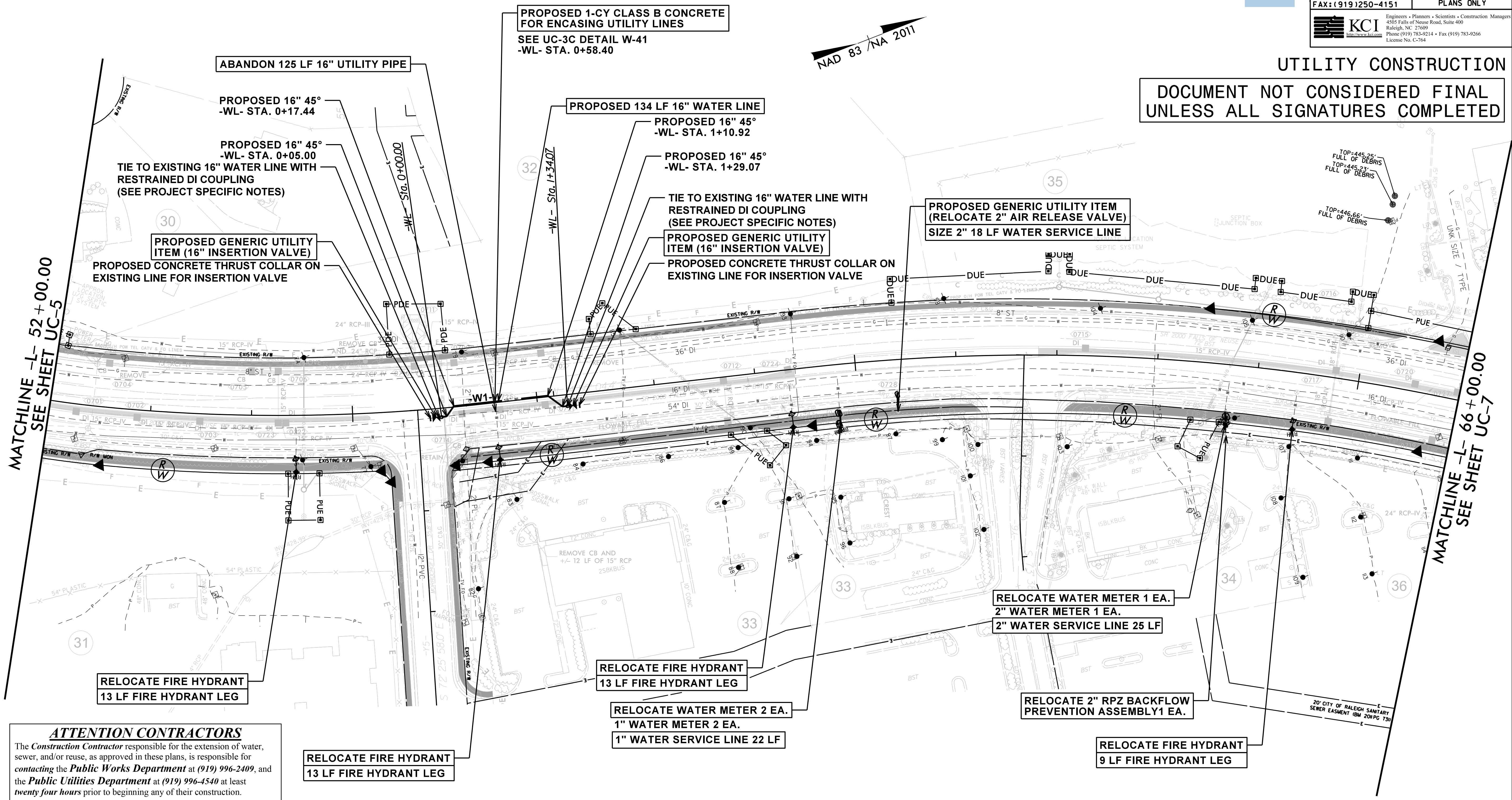
City of Raleigh Development Approval _____

Raleigh Water Review Officer: 

PROJECT REFERENCE NO. U-5826	SHEET NO. UC-6
DESIGNED BY: CS	
DRAWN BY: CS	
CHECKED BY: MM	
APPROVED BY:	
REVISED:	NORTH CAROLINA DEPARTMENT OF TRANSPORTATION
UTILITIES ENGINEERING SEC. PHONE: (919) 707-6690 FAX: (919) 250-4151	UTILITY CONSTRUCTION PLANS ONLY
 Engineers • Planners • Scientists • Construction Managers 4505 Falls of Neuse Road, Suite 400 Raleigh, NC 27609 Phone (919) 783-9214 • Fax (919) 783-9266 License No. C-764	

UTILITY CONSTRUCTION

**DOCUMENT NOT CONSIDERED FINAL
UNLESS ALL SIGNATURES COMPLETED**



MATCHLINE -L- 52+00.00
SEE SHEET UC-5

MATCHLINE -L- 66+00.00
SEE SHEET UC-7

ATTENTION CONTRACTORS

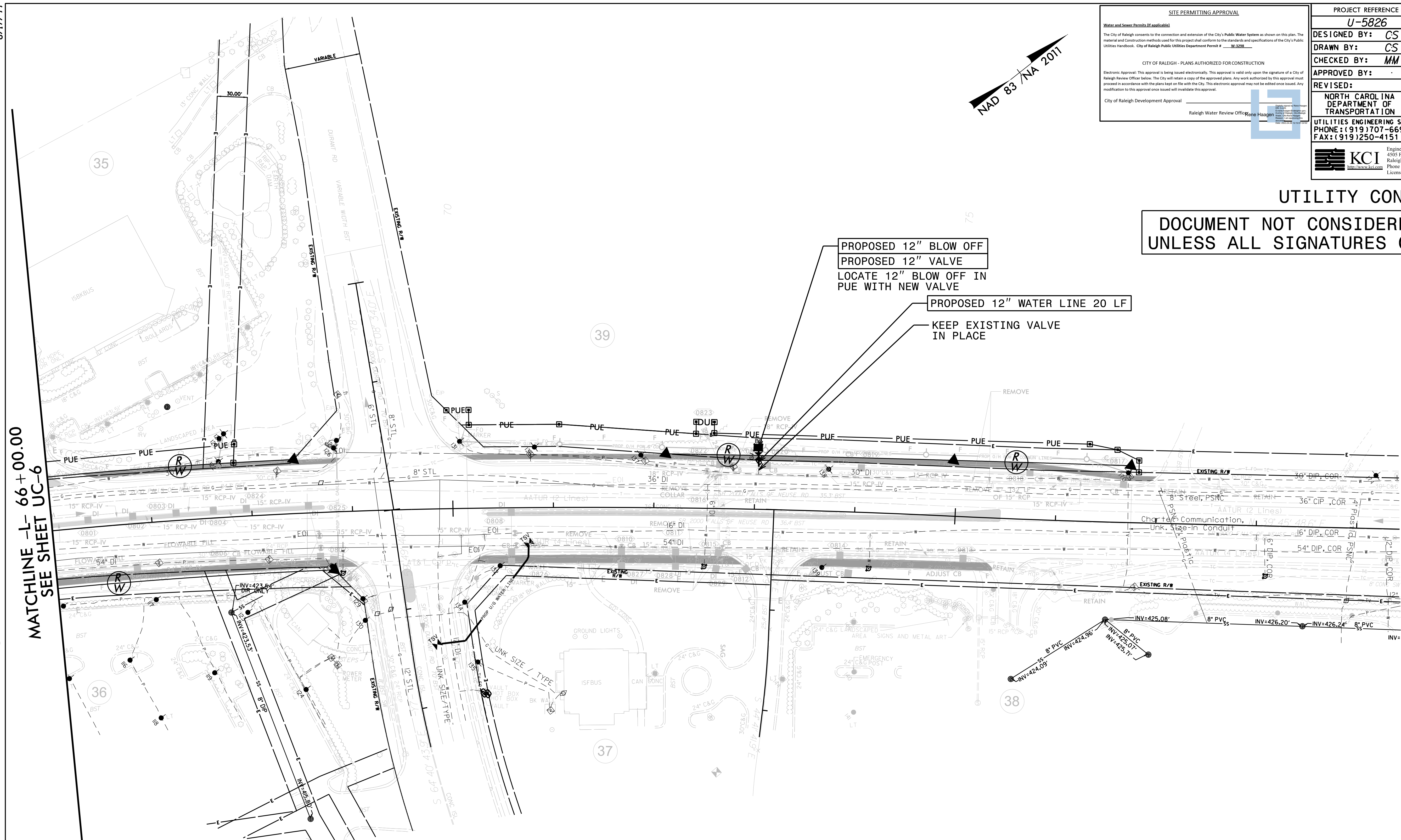
The *Construction Contractor* responsible for the extension of water, sewer, and/or reuse, as approved in these plans, is responsible for contacting the *Public Works Department* at (919) 996-2409, and the *Public Utilities Department* at (919) 996-4540 at least **twenty four hours** prior to beginning any of their construction.

Failure to notify both *City Departments* in advance of beginning construction, will result in the issuance of **monetary fines**, and require reinstallation of any water or sewer facilities not inspected as a result of this notification failure.

Failure to call for *Inspection, Install a Downstream Plug*, have *Permitted Plans* on the *Jobsite*, or any other *Violation of City of Raleigh Standards* will result in a **Fine and Possible Exclusion** from future work in the *City of Raleigh*.

8/17/99

07-FEB-2021 10:26:57 AM U-5826 Falls of Neuse TO *3\Water--Wastewater-U-5826.ut..Rdig.psh.dgn
\$\$\$\$\$USERNAME\$\$\$\$\$



MATCHLINE -L- 66+00.00
SEE SHEET UC-6

SITE PERMITTING APPROVAL
Water and Sewer Permits (if applicable)
 The City of Raleigh consents to the connection and extension of the City's Public Water System as shown on this plan. The material and construction methods used for this project shall conform to the standards and specifications of the City's Public Utilities Handbook, City of Raleigh Public Utilities Department Permit # _____ 30.0222.

CITY OF RALEIGH - PLANS AUTHORIZED FOR CONSTRUCTION

Electronic Approval: This approval is being issued electronically. This approval is valid only upon the signature of a City of Raleigh Review Officer below. The City will retain a copy of the approved plans. Any work authorized by this approval must proceed in accordance with the plans kept on file with the City. This electronic approval may not be edited once issued. Any modification to this approval once issued will invalidate this approval.

City of Raleigh Development Approval: _____
 Raleigh Water Review Officer: *Kene Haagen*

PROJECT REFERENCE NO. U-5826	SHEET NO. UC-7
DESIGNED BY: CS	
DRAWN BY: CS	
CHECKED BY: MM	
APPROVED BY:	
REVISED:	NORTH CAROLINA DEPARTMENT OF TRANSPORTATION UTILITIES ENGINEERING SEC. PHONE: (919) 707-6690 FAX: (919) 250-4151
Engineers • Planners • Scientists • Construction Managers 4505 Falls of Neuse Road, Suite 400 Raleigh, NC 27609 Phone (919) 783-9214 • Fax (919) 783-9266 License No. C-764	

UTILITY CONSTRUCTION

**DOCUMENT NOT CONSIDERED FINAL
UNLESS ALL SIGNATURES COMPLETED**

ATTENTION CONTRACTORS

The **Construction Contractor** responsible for the extension of water, sewer, and/or reuse, as approved in these plans, is responsible for contacting the **Public Works Department** at (919) 996-2409, and the **Public Utilities Department** at (919) 996-4540 at least **twenty four hours** prior to beginning any of their construction.

Failure to notify both **City Departments** in advance of beginning construction, will result in the issuance of **monetary fines**, and require reinstallation of any water or sewer facilities not inspected as a result of this notification failure.

Failure to call for **Inspection, Install a Downstream Plug**, have **Permitted Plans** on the **Jobsite**, or any other **Violation of City of Raleigh Standards** will result in a **Fine and Possible Exclusion** from future work in the **City of Raleigh**.

ATTENTION CONTRACTORS

The **Construction Contractor** responsible for the extension of water, sewer, and/or reuse, as approved in these plans, is responsible for contacting the **Public Works Department** at (919) 996-2409, and the **Public Utilities Department** at (919) 996-4540 at least **twenty four hours** prior to beginning any of their construction.

Failure to notify both **City Departments** in advance of beginning construction, will result in the issuance of **monetary fines**, and require reinstallation of any water or sewer facilities not inspected as a result of this notification failure.

Failure to call for **Inspection, Install a Downstream Plug**, have **Permitted Plans** on the **Jobsite**, or any other **Violation of City of Raleigh Standards** will result in a **Fine and Possible Exclusion** from future work in the **City of Raleigh**.

PROPOSED 100 LB OF DUCTILE IRON WATER PIPE FITTINGS

ATTENTION CONTRACTORS

The *Construction Contractor* responsible for the extension of water, sewer, and/or reuse, as approved in these plans, is responsible for contacting the **Public Works Department** at (919) 996-2409, and the **Public Utilities Department** at (919) 996-4540 at least *twenty four hours* prior to beginning any of their construction.

Failure to notify both *City Departments* in advance of beginning construction, will result in the issuance of *monetary fines*, and require reinstallation of any water or sewer facilities not inspected as a result of this notification failure.

Failure to call for *Inspection, Install a Downstream Plug*, have *Permitted Plans* on the *Jobsite*, or any other *Violation of City of Raleigh Standards* will result in a *Fine and Possible Exclusion* from future work in the *City of Raleigh*.

SITE PERMITTING APPROVAL

Water and Sewer Permits (If applicable)

The City of Raleigh consents to the connection and extension of the City's Public Water System as shown on this plan. The material and Construction methods used for this project shall conform to the standards and specifications of the City's Public Utilities Handbook. City of Raleigh Public Utilities Department Permit # UC-288

CITY OF RALEIGH - PLANS AUTHORIZED FOR CONSTRUCTION

Electronic Approval: This approval is being issued electronically. This approval is valid only upon the signature of a City of Raleigh Review Officer below. The City will retain a copy of the approved plans. Any work authorized by this approval must proceed in accordance with the plans kept on file with the City. This electronic approval may not be edited once issued. Any modification to this approval once issued will invalidate this approval.

City of Raleigh Development Approval

Raleigh Water Review Officer

PROJECT REFERENCE NO. <i>U-5826</i>		SHEET NO. <i>UC-8</i>
DESIGNED BY: <i>CS</i>		
DRAWN BY: <i>CS</i>		
CHECKED BY: <i>MM</i>		
APPROVED BY: <i>MM</i>		
REVISED:	NORTH CAROLINA DEPARTMENT OF TRANSPORTATION	
UTILITIES ENGINEERING SEC. PHONE: (919) 707-6690 FAX: (919) 250-4151		UTILITY CONSTRUCTION PLANS ONLY

KCI
Engineers • Planners • Scientists • Construction Managers
4508 Falls of Neuse Road, Suite 400
Raleigh, NC 27609
Phone (919) 783-9214 • Fax (919) 783-9266
License No. C-764

UTILITY CONSTRUCTION

DOCUMENT NOT CONSIDERED FINAL UNLESS ALL SIGNATURES COMPLETED

-W1-

