



PAT McCRORY
Governor

NICHOLAS J. TENNYSON
Secretary

October 6, 2015

NOTICE TO: All Prequalified Contractors

FROM: R. A. Garris, PE
State Contract Officer

SUBJECT: Raleigh Central Highway Letting

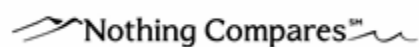
The Highway Letting broadcast of bid opening has changed to a new format. The new method is broadcast via LiveStream. This can be accessed by clicking on the link below or by using the following manual process.

Go to [Raleigh Central Letting](#) and click on "Live Now" which will be available 15 minutes prior to Letting.

Manual process:

Go to www.livestream.com, click on the "Watch" button and then type NCDOT Raleigh Central Letting into the search events window. Select the Raleigh Central Letting event for the desired date. Click "Live Now" to listen to the audio after the event has started.

If you have any questions, please do not hesitate to contact me at (919) 707-6900.





PAT McCRORY
Governor

NICHOLAS J. TENNYSON
Secretary

January 19, 2016

NOTICE TO: All Prequalified Contractors()
FROM: R. A. Garris, PE
State Contract Officer
SUBJECT: Asbestos Inspection Prior to Bridge Demolition

Effective with the February 16, 2016 letting, a new project special provision entitled *Asbestos Assessment for Bridge Demolition and Renovation* will be included in any contract containing a structure removal line item. A contract line item for payment of this work will also be included in the contract.

The United States Environmental Protection Agency (EPA) has provided clarification of the asbestos National Emission Standards for Hazardous Air Pollutants (NESHAP) regulation as it applies to bridges, identifying them as regulated structures. As such, a thorough inspection is required for the presence of asbestos.

If you have any questions, please do not hesitate to contact me at (919) 707-6900.

Nothing Compares




PAT McCRORY
Governor

NICHOLAS J. TENNYSON
Secretary

November 22, 2016

NOTICE TO: All Prequalified Contractors

FROM: R.A. Garris, PE
State Contract Officer

DocuSigned by:

A7079FC32A09478...

SUBJECT: Division MBE and WBE Banking

Effective with the January 2017 Division lettings, the *Minority Business Enterprise and Women Business Enterprise (Division)* special provision (SP1 G67) will include an option for banking of MBE and WBE participation.

Banking has typically been a practice that applies to central-let state-funded projects only. However, for the time period of January 1, 2017 through September 30, 2017, the Department will allow the practice of banking to be applied to Division-let state-funded projects of any size as a pilot.

The use of banking will be monitored by the Office of Civil Rights and will be evaluated based on the following:

- MBE and WBE utilization
- Number of times banking deposits are made
- Number of times banking withdrawals are made
- Number of times a bidder falls short of the advertised goal(s) and submits a Good Faith Effort
- The impact of banking on MBE and WBE firms

After the evaluation of the pilot, a report will be presented to the Office of the Secretary to determine if banking on Division contracts should continue. The Office of Civil Rights invites comments from the contracting community, MBEs and WBEs throughout the duration of the pilot. All written comments received prior to September 30, 2017 will be included in the report. Comments may be sent to dbe@ncdot.gov with the subject line "Banking Pilot".






PAT McCRORY
Governor

NICHOLAS J. TENNYSON
Secretary

November 22, 2016

NOTICE TO: All Prequalified Contractors

FROM: R.A. Garris, PE
State Contract Officer

DocuSigned by:

A7079FC32A09478...

SUBJECT: Division MBE and WBE Banking

Effective with the January 2017 Division lettings, the *Minority Business Enterprise and Women Business Enterprise (Division)* special provision (SP1 G67) will include an option for banking of MBE and WBE participation.

Banking has typically been a practice that applies to central-let state-funded projects only. However, for the time period of January 1, 2017 through September 30, 2017, the Department will allow the practice of banking to be applied to Division-let state-funded projects of any size as a pilot.

The use of banking will be monitored by the Office of Civil Rights and will be evaluated based on the following:

- MBE and WBE utilization
- Number of times banking deposits are made
- Number of times banking withdrawals are made
- Number of times a bidder falls short of the advertised goal(s) and submits a Good Faith Effort
- The impact of banking on MBE and WBE firms

After the evaluation of the pilot, a report will be presented to the Office of the Secretary to determine if banking on Division contracts should continue. The Office of Civil Rights invites comments from the contracting community, MBEs and WBEs throughout the duration of the pilot. All written comments received prior to September 30, 2017 will be included in the report. Comments may be sent to db@ncdot.gov with the subject line "Banking Pilot".



**STATE OF NORTH CAROLINA
DEPARTMENT OF TRANSPORTATION
INVITATION TO BID**

ELECTRONIC BIDS (UNLESS OTHERWISE SPECIFIED IN THE PROJECT SPECIAL PROVISION) FOR THE CONSTRUCTION OF THE FOLLOWING PROJECTS WILL BE PUBLICLY READ IN ROOM 156-A/B, THE CONTRACT STANDARDS AND DEVELOPMENT UNIT LARGE CONFERENCE ROOM, LOCATED IN BUILDING B AT 1020 BIRCH RIDGE DRIVE, RALEIGH, N.C. AT **2:00 PM** ON JUNE 20, 2017. NO ELECTRONIC BIDS WILL BE RECEIVED AFTER 2.00 PM.

1. THE BIDDER SHALL PURCHASE A PROPOSAL FOR EACH PROJECT FOR WHICH HE INTENDS TO SUBMIT ABID IN RESPONSE TO THIS INVITATION TO BID.

2. A BID BOND OR BID DEPOSIT IN THE AMOUNT OF 5% OF THE TOTAL AMOUNT BID WILL BE REQUIRED. THE BIDDER SHALL SUBMIT AN ELECTRONIC BID BOND WITH EACH ELECTRONIC BID SUBMITTAL UNLESS HE ELECTS TO FURNISH A BID DEPOSIT.

3. UPON RECEIPT OF AWARD LETTER, THE SUCCESSFUL BIDDER SHALL FURNISH A PROPERLY EXECUTED EXECUTION OF CONTRACT, NON-COLLUSION AFFIDAVIT AND DEBARMENT CERTIFICATION, AND EXECUTED PAYMENT AND PERFORMANCE BONDS FOR EACH CONTRACT. AFFIDAVIT FORMS AND BOND FORMS ARE AVAILABLE AS PART OF THE CONTRACT EXECUTION FORMS AT THE FOLLOWING WEBSITE
<https://connect.ncdot.gov/letting/Pages/>.

ALL QUESTIONS RELATED TO PROJECTS DURING THE ADVERTISEMENT PERIOD SHALL BE ADDRESSED TO THE STATE CONTRACT OFFICER AT 919-707-6900.

THE MINIMUM WAGE FOR LABOR WILL BE SHOWN IN THE PROPOSAL FORM FOR FEDERAL AID PROJECTS.

CONTRACTOR'S LICENSE: A GENERAL CONTRACTOR'S LICENSE IS REQUIRED IN ORDER TO SUBMIT A BID ON ANY NON-FEDERAL AID PROJECT WHERE THE BID IS \$30,000.00 OR MORE, EXCEPT FOR CERTAIN SPECIALTY WORK AS DETERMINED BY THE LICENSING BOARD. FOR ADDITIONAL INFORMATION OR TO MAKE APPLICATION FOR A LICENSE, APPLY TO THE EXECUTIVE SECRETARY OF THE CONTRACTOR LICENSING BOARD, P.O. BOX 17187, RALEIGH, NC 27619, (919-571-4183).

PREQUALIFYING TO BID: ALL PROSPECTIVE BIDDERS SHALL BE PREQUALIFIED WITH THE DEPARTMENT OF TRANSPORTATION PRIOR TO SUBMITTING A BID. CONTRACTORS WHO ARE NOT PREQUALIFIED MAY OBTAIN INFORMATION AND FORMS FOR PREQUALIFYING FROM THE CONTRACTUAL SERVICES UNIT, DIVISION OF HIGHWAYS, DEPARTMENT OF TRANSPORTATION, 1509 MAIL SERVICE CENTER, RALEIGH, N. C., . ALL REQUIRED PREQUALIFICATION STATEMENTS AND DOCUMENTS SHALL BE FILED WITH THE CONTRACTUAL SERVICES UNIT AT LEAST FOUR WEEKS PRIOR TO THE DATE OF OPENING BIDS.

THE DEPARTMENT OF TRANSPORTATION HEREBY NOTIFIES ALL BIDDERS THAT IT WILL AFFIRMATIVELY INSURE THAT IN ANY CONTRACT ENTERED INTO PURSUANT TO THIS INVITATION TO BID, MINORITY BUSINESS ENTERPRISES WILL BE AFFORDED FULL OPPORTUNITY TO SUBMIT BIDS IN RESPONSE TO THIS INVITATION AND WILL NOT BE DISCRIMINATED AGAINST ON THE GROUNDS OF RACE, COLOR, SEX, OR NATIONAL ORIGIN IN COMPENSATION TO THIS AWARD.

PROPOSAL FORMS AT **\$25.00** EACH, PLANS (SMALL SIZE) AT **\$40.00** PER SET, PLANS (LARGE SIZE) AT **\$100.00** PER SET, AND CROSS-SECTIONS AT **\$40.00** PER SET, PLUS SALES TAX FOR N.C. RESIDENTS, MAY BE OBTAINED BY TELEPHONING (919-707-6925), FAXING (919-250-4127), OR WRITING TO: PLANS AND PROPOSALS, CONTRACT STANDARDS AND DEVELOPMENT UNIT, DEPARTMENT OF TRANSPORTATION, 1020 BIRCH RIDGE DRIVE, RALEIGH, N.C., 27610. THESE CHARGES ARE NOT DEPOSITS AND WILL NOT BE REFUNDED. ALL ORDERS FOR PROPOSAL FORMS, PLANS AND CROSS-SECTIONS DELIVERED IN NORTH CAROLINA ARE SUBJECT TO 6.75% SALES TAX. ORDERS MAILED TO OUT OF STATE CONTRACTORS ARE NOT SUBJECT TO SALES TAX. MAKE ALL CHECKS PAYABLE TO THE "N.C. DEPARTMENT OF TRANSPORTATION".

THE RIGHT IS RESERVED TO REJECT ANY OR ALL BIDS.

**TODAY'S DATE IS MAY 23, 2017.
BY ORDER OF THE DEPARTMENT OF TRANSPORTATION
(THE WORK WILL CONSIST APPROXIMATELY AS SHOWN ON THE FOLLOWING SHEETS)**

(Revised on 14Jul2011)

REVIEW OF PLANS AND PROPOSALS IN DIVISION OFFICE

IN ORDER TO FACILITATE AND ENCOURAGE THE INVOLVEMENT OF MINORITY BUSINESS ENTERPRISES IN THE HIGHWAY CONSTRUCTION PROCESS, IT IS THE POLICY OF THE DEPARTMENT OF TRANSPORTATION, DIVISION OF HIGHWAYS, THAT A SET OF PLANS AND PROPOSAL FOR EACH PROJECT TO BE LET WILL BE MAINTAINED FOR REVIEW BY ANY CONTRACTOR INTERESTED IN BIDDING UPON OR QUOTING WORK IN AN ADVERTISED PROJECT.

THE PROPOSALS AND PLANS WILL BE AVAILABLE FOR REVIEW BEGINNING TWO WEEKS PRIOR TO THE DATE OF BID OPENING IN THE DIVISION OFFICE WHICH WILL ADMINISTER THE CONTRACT. THE DEPARTMENT WILL, UPON REQUEST, MAKE AVAILABLE FROM ITS STAFF A PERSON TO EXPLAIN THE PROPOSED PROJECT AND TO ANSWER GENERAL QUESTIONS RELATING TO THE PROJECT. THE PLANS AND PROPOSALS CAN BE REVIEWED ANY TIME MONDAY THRU FRIDAY, EXCLUDING HOLIDAYS, BETWEEN THE HOURS OF 8:00 A.M. AND 4:30 P.M. IN THE DIVISION OFFICE. IN ORDER TO HAVE A MEMBER OF THE STAFF EXPLAIN THE PROJECT AND/OR ANSWER GENERAL QUESTIONS PERTAINING TO THE PROJECT, PRIOR APPOINTMENTS MUST BE MADE BY CALLING THE APPROPRIATE DIVISION OFFICE.

FOLLOWING ARE THE LOCATIONS AND TELEPHONE NUMBERS OF THE OFFICES IN WHICH THE PLANS AND PROPOSALS WILL BE MADE AVAILABLE, REFERENCE SHOULD BE MADE TO THE SHEETS CONTAINING THE INDIVIDUAL PROJECT QUANTITIES TO DETERMINE WHICH DIVISION OFFICE WILL ADMINISTER THE CONTRACT.

<u>DIV NO.</u>	<u>DIVISION ENGINEER</u>	<u>LOCATION</u>	<u>TOWN</u>	<u>TELEPHONE</u>
00001	Jerry Jennings, PE	113 AIRPORT DRIVE, SUITE 100	EDENTON	(252) 482-1850
00002	John W Rouse, PE	PO BOX 1587	GREENVILLE	(252) 439-2800
00003	Karen Eason Collette, PE	5501 BARBADOS BLVD	CASTLE HAYNE	(910) 341-2000
00004	Timothy M Little, PE	PO BOX 3165	WILSON	(252) 237-6164
00005	Joseph R Hopkins, PE	2612 NORTH DUKE STREET	DURHAM	(919) 220-4600
00006	Gregory W Burns, PE	PO BOX 1150	FAYETTEVILLE	(910) 486-1493
00007	James M Mills, PE	PO BOX 14996	GREENSBORO	(336) 487-0000
00008	Brandon H Jones, PE	902 N. SANDHILLS BLVD.	ABERDEEN	(910) 944-2344
00009	S. Pat Ivey, PE	375 SILAS CREEK PARKWAY	WINSTON-SALEM	(336) 747-7800
00010	Louis L Mitchell, PE	716 WEST MAIN STREET	ALBEMARLE	(704) 983-4400
00011	Michael A Pettyjohn, PE	PO BOX 250	NORTH WILKESBORO	(336) 903-9101
00012	Mark E Stafford, PE	PO BOX 47	SHELBY	(704) 480-5400
00013	Jay J Swain, PE	PO BOX 3279	ASHEVILLE	(828) 251-6171
00014	Ed Green, PE	253 WEBSTER ROAD	SYLVA	(828) 586-2141

===== SUMMARY OF PROPOSALS =====

Bid Letting Number L170620

RPN	Contract Id	WBS	County	Length	JobType
001	C203941	45449.3.3	HERTFORD	1.116 MI	GRADING, DRAINAGE, PAVING, AND STRUCTURES.
002	C203936	38426.3.1	PAMLICO	0.109 MI	GRADING, DRAINAGE, PAVING, AND STRUCTURE.
003	C203955	45492.3.1	CRAVEN	1.169 MI	GRADING, DRAINAGE, PAVING, SIGNALS & STRUCTURES.
004	C203942	34964.2.2	NASH	1.096 MI	GRADING, DRAINAGE, PAVING & SIGNALS.
005	C203959	50473.3.1	WAYNE	1.975 MI	CONSTRUCT INTERCHANGES - GRADING, DRAINAGE, PAVING, & STRS.
006	C204042	2018CPT.04.05.10511 ETC.	JOHNSTON	35.960 MI	MILLING AND RESURFACING.
007	C204033	2018CPT.04.06.10961 ETC.	WAYNE	30.930 MI	MILLING, WIDENING & RESURFACING.
008	C204032	2018CPT.04.07.10511	JOHNSTON	9.600 MI	MILLING AND RESURFACING.
009	C203937	33798.3.1	ROBESON	0.549 MI	GRADING, DRAINAGE, PAVING, AND STRUCTURE.
010	C203947	46059.3.1	GUILFORD	0.140 MI	GRADING, DRAINAGE, PAVING, AND STRUCTURE.
011	C204017	2017CPT.08.25.10631 ETC.	MOORE	39.551 MI	MILLING, RESURFACING, AND SHOULDER RECONSTRUCTION.
012	C204030	2017CPT.08.27.10531 ETC.	LEE	18.104 MI	MILLING, RESURFACING, AND SHOULDER RECONSTRUCTION.
013	C204029	2017CPT.08.28.10621 ETC.	MONTGOMERY	12.109 MI	MILLING, AND RESURFACING.
014	C204028	2017CPT.08.29.10771 ETC.	RICHMOND	15.730 MI	MILLING, RESURFACING, AND SHOULDER RECONSTRUCTION.
015	C203940	42341.3.1	DAVIDSON	0.341 MI	GRADING, DRAINAGE, PAVING, AND STRUCTURE.
016	C203672	46136.3.3	ROWAN	7.325 MI	GRADING, DRAINAGE, PAVING, SIGNAL AND CULVERTS.
017	C203867	52024.3.3	MECKLENBURG	3.630 MI	PAVEMENT AND BRIDGE REHABILITATION.
018	C203831	37649.3.3	GASTON	1.370 MI	GRADING, DRAINAGE, PAVING, CULVERT, AND SIGNALS.
019	C203935	38371.3.1	BURKE	0.578 MI	GRADING, DRAINAGE, PAVING, AND STRUCTURES.
020	C203939	42334.3.1	JACKSON	0.131 MI	GRADING, DRAINAGE, PAVING, AND STRUCTURE.
021	C204031	2018CPT.14.01.10751.1 ETC.	POLK, HENDERSON, TRANSYLVANIA	36.520 MI	MILLING, RESURFACING, AND SHOULDER RECONSTRUCTION.
022	C204034	2018CPT.14.03.10561.1 ETC.	MACON	16.230 MI	MILLING, RESURFACING, AND SHOULDER RECONSTRUCTION.
023	C204036	2018CPT.14.07.10201.1 ETC.	CHEROKEE, CLAY	13.740 MI	MILLING, JOINT REPAIR, RESURFACING, & SHLDR RECONSTRUCTION.

FEDERAL AID PROPOSAL, CONTRACTOR LICENSE NOT REQUIRED TO BID

L170523 001

CONTRACT ID : C203941 45449.3.3

DIV OFFICE EDENTON

LENGTH = 1.116 MI

COUNTY : HERTFORD

GRADING, DRAINAGE, PAVING, AND STRUCTURES.

DBE GOAL 7.0% COMPLETION DATE : MAY 13 2020

US-13/NC-11 FROM WEST OF SR-1130 (MODLIN ROAD) TO EAST OF NC -11/SR-1213; GRADE SEPARATION AT SR-1130 & OLD NC-11/SR-1213

ROADWAY ITEMS				
			1.2	LF MASONRY DRAINAGE STRUCTURES
			8	EA FRAME WITH TWO GRATES, STD 840.16
			2	EA FRAME WITH TWO GRATES, STD 840.24
			17	EA FRAME WITH TWO GRATES, STD 840.29
			4	EA FRAME WITH GRATE & HOOD, STD 840.03, TYPE ** (G)
			1	EA FRAME WITH COVER, STD 840.54
			8	EA CONCRETE TRANSITIONAL SECTION FOR DROP INLET
			1,450	LF 2'-6" CONCRETE CURB & GUTTER
			2,700	LF SHOULDER BERM GUTTER
			210	SY 6" CONCRETE DRIVEWAY
			1,250	SY 5" MONOLITHIC CONCRETE ISLANDS (KEYED IN)
			180	LF PRECAST REINFORCED CONCRETE BARRIER, SINGLE FACED
			5,875	LF STEEL BM GUARDRAIL
			112.5	LF STEEL BM GUARDRAIL, SHOP CURVED
			5	EA ADDITIONAL GUARDRAIL POSTS
			2	EA GUARDRAIL ANCHOR UNITS, TYPE AT-1
			4	EA GUARDRAIL ANCHOR UNITS, TYPE CAT-1
			12	EA GUARDRAIL ANCHOR UNITS, TYPE 350
			10	EA GUARDRAIL ANCHOR UNITS, TYPE B-77
			2,540	LF WOVEN WIRE FENCE, 47" FABRIC
			162	EA 4" TIMBER FENCE POSTS, 7'-6" LONG
			35	EA 5" TIMBER FENCE POSTS, 8'-0" LONG
			120	LF ADDITIONAL BARBED WIRE
			40	LF CHAIN LINK FENCE RESET
			90	TON RIP RAP, CLASS B
			1,470	SY GEOTEXTILE FOR DRAINAGE
			6	CY REINFORCED CONCRETE SIGN FOUNDATIONS
			1	CY PLAIN CONCRETE SIGN FOUNDATIONS
			6,348	LB SUPPORTS, BREAKAWAY STEEL BEAM
			1,397	LF SUPPORTS, 3-LB STEEL U-CHANNEL
			11	EA SIGN ERECTION, TYPE D
			57	EA SIGN ERECTION, TYPE E
			19	EA SIGN ERECTION, TYPE F
			7	EA SIGN ERECTION, TYPE *** (GROUND MOUNTED) (A)
			2	EA SIGN ERECTION, TYPE *** (GROUND MOUNTED) (B)
			9	EA DISPOSAL OF SIGN SYSTEM, U-CHANNEL
			40	EA DISPOSAL OF SIGN SYSTEM, WOOD
			694	SF WORK ZONE SIGNS (STATIONARY)
			528	SF WORK ZONE SIGNS (PORTABLE)
			250	SF WORK ZONE SIGNS (BARRICADE MOUNTED)
			25	DAY PORTABLE CHANGEABLE MESSAGE SIGN (SHORT TERM)
			216	EA DRUMS
			50	EA CONES
			224	LF BARRICADES (TYPE III)
			220	DAY FLAGGER
			4	EA TEMPORARY CRASH CUSHIONS
			6	EA RESET TEMPORARY CRASH CUSHION
			1,440	LF PORTABLE CONCRETE BARRIER
			1,515	LF RESET PORTABLE CONCRETE BARRIER
			40	HR LAW ENFORCEMENT
			50	EA SKINNY DRUM
			440	EA TEMPORARY RAISED PAVEMENT MARKERS
Lump Sum	LS	MOBILIZATION		
Lump Sum	LS	CONSTRUCTION SURVEYING		
Lump Sum	LS	CLEARING & GRUBBING . ACRE(S)		
2	ACR	SUPPLEMENTARY CLEARING & GRUBBING		
1,320	CY	UNCLASSIFIED EXCAVATION		
Lump Sum	LS	REINFORCED BRIDGE APPROACH FILL, STATION ***** (25+47.22 -Y1-)		
Lump Sum	LS	REINFORCED BRIDGE APPROACH FILL, STATION ***** (50+99.00 -Y2-)		
3,092	CY	UNDERCUT EXCAVATION		
558,500	CY	BORROW EXCAVATION		
8	EA	EMBANKMENT SETTLEMENT GAUGES		
10,080	CY	DRAINAGE DITCH EXCAVATION		
5,600	SY	REMOVAL OF EXISTING ASPHALT PAVEMENT		
13,370	SY	BREAKING OF EXISTING ASPHALT PAVEMENT		
10	HR	PROOF ROLLING		
4,900	CY	SELECT GRANULAR MATERIAL		
8,300	SY	GEOTEXTILE FOR SOIL STABILIZATION		
2,300	SY	REINFORCED SOIL SLOPES		
440	TON	FOUNDATION CONDITIONING MATERIAL, MINOR STRUCTURES		
1,380	SY	FOUNDATION CONDITIONING GEOTEXTILE		
1,640	LF	15" DRAINAGE PIPE		
248	LF	18" DRAINAGE PIPE		
52	LF	24" DRAINAGE PIPE		
28	EA	*** DRAINAGE PIPE ELBOWS (15")		
1,124	LF	24" RC PIPE CULVERTS, CLASS III		
304	LF	36" RC PIPE CULVERTS, CLASS III		
636	LF	15" RC PIPE CULVERTS, CLASS IV		
112	LF	18" RC PIPE CULVERTS, CLASS IV		
1,183	LF	PIPE REMOVAL		
1	EA	PIPE CLEAN-OUT		
Lump Sum	LS	FINE GRADING		
1,000	CY	SHALLOW UNDERCUT		
1,950	TON	CLASS IV SUBGRADE STABILIZATION		
500	TON	CLASS IV AGGREGATE STABILIZATION		
100	TON	INCIDENTAL STONE BASE		
1,250	SY	INCIDENTAL MILLING		
7,500	TON	ASPHALT CONC BASE COURSE, TYPE B25.0B		
2,550	TON	ASPHALT CONC BASE COURSE, TYPE B25.0C		
4,380	TON	ASPHALT CONC INTERMEDIATE COURSE, TYPE 119.0B		
2,000	TON	ASPHALT CONC INTERMEDIATE COURSE, TYPE 119.0C		
5,830	TON	ASPHALT CONC SURFACE COURSE, TYPE S9.5B		
3,540	TON	ASPHALT CONC SURFACE COURSE, TYPE S9.5C		
1,310	TON	ASPHALT BINDER FOR PLANT MIX		
105	TON	ASPHALT PLANT MIX, PAVEMENT REPAIR		
336	CY	SUBDRAIN EXCAVATION		
1,000	SY	GEOTEXTILE FOR SUBSURFACE DRAINS		
168	CY	SUBDRAIN COARSE AGGREGATE		
1,000	LF	6" PERFORATED SUBDRAIN PIPE		
2	EA	SUBDRAIN PIPE OUTLET		
12	LF	6" OUTLET PIPE		
1.5	CY	PIPE COLLARS		
32	EA	MASONRY DRAINAGE STRUCTURES		

WALL ITEMS

30,459	LF	THERMOPLASTIC PAVEMENT MARKING LINES (4", 90 MILS)	720	SF	MSE RETAINING WALL NO **** (1)
--------	----	--	-----	----	-----------------------------------

26,702	LF	THERMOPLASTIC PAVEMENT MARKING LINES (4", 120 MILS)
--------	----	---

2,136	LF	THERMOPLASTIC PAVEMENT MARKING LINES (8", 90 MILS)
-------	----	--

193	LF	THERMOPLASTIC PAVEMENT MARKING LINES (24", 120 MILS)
-----	----	--

24	EA	THERMOPLASTIC PAVEMENT MARKING SYMBOL (90 MILS)
----	----	---

1,570	LF	COLD APPLIED PLASTIC PAVEMENT MARKING LINES, TYPE ** (4") (II)
-------	----	---

128,214	LF	PAINT PAVEMENT MARKING LINES (4")
---------	----	-----------------------------------

2,990	LF	PAINT PAVEMENT MARKING LINES (8")
-------	----	-----------------------------------

690	LF	PAINT PAVEMENT MARKING LINES (24")
-----	----	------------------------------------

84	EA	PAINT PAVEMENT MARKING SYMBOL
----	----	-------------------------------

22,221	LF	REMOVAL OF PAVEMENT MARKING LINES (4")
--------	----	--

90	LF	REMOVAL OF PAVEMENT MARKING LINES (8")
----	----	--

2	EA	REMOVAL OF PAVEMENT MARKING SYMBOLS & CHARACTERS
---	----	--

336	EA	PERMANENT RAISED PAVEMENT MARKERS
-----	----	-----------------------------------

30	EA	FLEXIBLE DELINEATORS (CRYSTAL)
----	----	--------------------------------

8	EA	FLEXIBLE DELINEATORS (YELLOW)
---	----	-------------------------------

14	EA	FLEXIBLE DELINEATORS (CRYSTAL & RED)
----	----	--------------------------------------

429	LF	2" WATER LINE
-----	----	---------------

680	LF	6" WATER LINE
-----	----	---------------

420	LB	DUCTILE IRON WATER PIPE FITTINGS
-----	----	----------------------------------

1	EA	2" VALVE
---	----	----------

2	EA	6" VALVE
---	----	----------

2	EA	2" BLOW OFF
---	----	-------------

1	EA	RELOCATE WATER METER
---	----	----------------------

2	EA	RELOCATE 2" DCV BACKFLOW PREVENTION ASSEMBLY
---	----	--

615	LF	ABANDON 6" UTILITY PIPE
-----	----	-------------------------

52	LF	ABANDON 8" UTILITY PIPE
----	----	-------------------------

40,000	LF	TEMPORARY SILT FENCE
--------	----	----------------------

750	TON	STONE FOR EROSION CONTROL, CLASS A
-----	-----	------------------------------------

9,805	TON	STONE FOR EROSION CONTROL, CLASS B
-------	-----	------------------------------------

4,840	TON	SEDIMENT CONTROL STONE
-------	-----	------------------------

64.5	ACR	TEMPORARY MULCHING
------	-----	--------------------

3,000	LB	SEED FOR TEMPORARY SEEDING
-------	----	----------------------------

16	TON	FERTILIZER FOR TEMPORARY SEEDING
----	-----	----------------------------------

9,000	LF	TEMPORARY SLOPE DRAINS
-------	----	------------------------

9,000	LF	SAFETY FENCE
-------	----	--------------

12,170	CY	SILT EXCAVATION
--------	----	-----------------

14,800	SY	MATTING FOR EROSION CONTROL
--------	----	-----------------------------

100	SY	COIR FIBER MAT
-----	----	----------------

1,200	LF	1/4" HARDWARE CLOTH
-------	----	---------------------

350	SY	LOW PERMEABILITY GEOTEXTILE
-----	----	-----------------------------

5,600	LF	COIR FIBER WATTLE
-------	----	-------------------

12,800	LF	COIR FIBER WATTLE BARRIER
--------	----	---------------------------

1,800	LB	POLYACRYLAMIDE (PAM)
-------	----	----------------------

6,200	LF	COIR FIBER BAFFLE
-------	----	-------------------

6	EA	*** SKIMMER (1-1/2")
---	----	----------------------

2	EA	*** SKIMMER (2")
---	----	------------------

78	ACR	SEEDING & MULCHING
----	-----	--------------------

52	ACR	MOWING
----	-----	--------

650	LB	SEED FOR REPAIR SEEDING
-----	----	-------------------------

3.25	TON	FERTILIZER FOR REPAIR SEEDING
------	-----	-------------------------------

1,950	LB	SEED FOR SUPPLEMENTAL SEEDING
-------	----	-------------------------------

58.5	TON	FERTILIZER TOPDRESSING
------	-----	------------------------

30	MHR	SPECIALIZED HAND MOWING
----	-----	-------------------------

100	EA	RESPONSE FOR EROSION CONTROL
-----	----	------------------------------

8	EA	GENERIC EROSION CONTROL ITEM
---	----	------------------------------

8	EA	CONCRETE WASHOUT STRUCTURE
---	----	----------------------------

STRUCTURE ITEMS

Lump Sum	LS	FOUNDATION EXCAVATION FOR BENT ** AT STATION ***** (1, 25+47.22-Y1-)
----------	----	---

Lump Sum	LS	FOUNDATION EXCAVATION FOR BENT ** AT STATION ***** (1, 50+99.00-Y2-)
----------	----	---

4	EA	PDA TESTING
---	----	-------------

16,445	SF	REINFORCED CONCRETE DECK SLAB
--------	----	-------------------------------

14,521	SF	GROOVING BRIDGE FLOORS
--------	----	------------------------

264	CY	CLASS A CONCRETE (BRIDGE)
-----	----	---------------------------

Lump Sum	LS	BRIDGE APPROACH SLABS, STATION ***** (25+47.22-Y1-)
----------	----	--

Lump Sum	LS	BRIDGE APPROACH SLABS, STATION ***** (50+99.00-Y2-)
----------	----	--

34,641	LB	REINFORCING STEEL (BRIDGE)
--------	----	----------------------------

2,151	LB	SPIRAL COLUMN REINFORCING STEEL (BRIDGE)
-------	----	--

1,878.33	LF	54" PRESTRESSED CONCRETE GIRDERS
----------	----	----------------------------------

34	EA	PILE DRIVING EQUIPMENT SETUP FOR *** STEEL PILES (HP12 X 53)
----	----	--

25	EA	PILE DRIVING EQUIPMENT SETUP FOR *** STEEL PILES (HP14 X 73)
----	----	--

2,958	LF	HP12X53 STEEL PILES
-------	----	---------------------

1,769	LF	HP14X73 STEEL PILES
-------	----	---------------------

31	EA	PILE REDRIVES
----	----	---------------

754.09	LF	CONCRETE BARRIER RAIL
--------	----	-----------------------

2,020	SY	4" SLOPE PROTECTION
-------	----	---------------------

Lump Sum	LS	ELASTOMERIC BEARINGS
----------	----	----------------------

STATE FUNDED PROPOSAL, CONTRACTOR LICENSE REQUIRED TO BID

L170523 002

CONTRACT ID : C203936 38426.3.1

DIV OFFICE GREENVILLE

LENGTH = 0.109 MI

COUNTY : PAMLICO

GRADING, DRAINAGE, PAVING, AND STRUCTURE.

MBE GOAL 1.0% WBE 3.0% COMPLETION DATE : SEE SPECIAL PROVISIONS

BRIDGE #16 OVER MASON CREEK ON SR-1324.

ROADWAY ITEMS

Lump Sum	LS	MOBILIZATION
Lump Sum	LS	CONSTRUCTION SURVEYING
Lump Sum	LS	REINFORCED BRIDGE APPROACH FILL, STATION ***** (16+43.00 -L-)
Lump Sum	LS	GRADING
1	ACR	SUPPLEMENTARY CLEARING & GRUB- BING
800	CY	UNDERCUT EXCAVATION
1,525	CY	SELECT GRANULAR MATERIAL
400	SY	GEOTEXTILE FOR SOIL STABILIZA- TION
2,060	SY	GENERIC GRADING ITEM GEOTEXTILE FOR EMBANKMENT STABILIZATION
15	TON	FOUNDATION CONDITIONING MATE- RIAL, MINOR STRUCTURES
40	SY	FOUNDATION CONDITIONING GEO- TEXTILE
24	LF	15" DRAINAGE PIPE
148	LF	15" RC PIPE CULVERTS, CLASS IV
100	CY	SHALLOW UNDERCUT
200	TON	CLASS IV SUBGRADE STABILIZA- TION
100	TON	INCIDENTAL STONE BASE
200	SY	INCIDENTAL MILLING
290	TON	ASPHALT CONC BASE COURSE, TYPE B25.0B
240	TON	ASPHALT CONC SURFACE COURSE, TYPE SF9.5A
30	TON	ASPHALT BINDER FOR PLANT MIX
22.4	CY	SUBDRAIN EXCAVATION
100	SY	GEOTEXTILE FOR SUBSURFACE DRAINS
16.8	CY	SUBDRAIN COARSE AGGREGATE
100	LF	6" PERFORATED SUBDRAIN PIPE
1	EA	SUBDRAIN PIPE OUTLET
6	LF	6" OUTLET PIPE
4	EA	MASONRY DRAINAGE STRUCTURES
2	EA	FRAME WITH TWO GRATES, STD 840.29
2	EA	FRAME WITH COVER, STD 840.54
35	LF	GENERIC PAVING ITEM SHOULDER BERM GUTTER (MODIFIED)
50	LF	STEEL BM GUARDRAIL
5	EA	ADDITIONAL GUARDRAIL POSTS
4	EA	GUARDRAIL ANCHOR UNITS, TYPE III
4	EA	GUARDRAIL ANCHOR UNITS, TYPE 350
5	TON	RIP RAP, CLASS B
210	SY	GEOTEXTILE FOR DRAINAGE
6	EA	DISPOSAL OF SUPPORT, WOOD
448	SF	WORK ZONE SIGNS (STATIONARY)
94	SF	WORK ZONE SIGNS (BARRICADE MOUNTED)
64	LF	BARRICADES (TYPE III)
1,150	LF	THERMOPLASTIC PAVEMENT MARKING LINES (4", 90 MILS)
1,150	LF	THERMOPLASTIC PAVEMENT MARKING LINES (4", 120 MILS)
572	LF	6" WATER LINE
500	LB	DUCTILE IRON WATER PIPE FITTINGS
2	EA	6" TAPPING VALVE
2	EA	6" LINE STOP
567	LF	ABANDON 6" UTILITY PIPE
468	LF	TRENCHLESS INSTALLATION OF 6" IN SOIL
52	LF	TRENCHLESS INSTALLATION OF 6" NOT IN SOIL
1	EA	GENERIC UTILITY ITEM INSTALL OWNER SUPPLIED FIRE HYDRANT

1,135	LF	TEMPORARY SILT FENCE
65	TON	STONE FOR EROSION CONTROL, CLASS A
20	TON	STONE FOR EROSION CONTROL, CLASS B
20	TON	SEDIMENT CONTROL STONE
1	ACR	TEMPORARY MULCHING
100	LB	SEED FOR TEMPORARY SEEDING
0.5	TON	FERTILIZER FOR TEMPORARY SEED- ING
200	LF	TEMPORARY SLOPE DRAINS
1,000	LF	SAFETY FENCE
40	CY	SILT EXCAVATION
2,500	SY	MATTING FOR EROSION CONTROL
250	SY	COIR FIBER MAT
50	LF	1/4" HARDWARE CLOTH
350	SY	FLOATING TURBIDITY CURTAIN
100	LF	COIR FIBER WATTLE
100	LF	COIR FIBER WATTLE BARRIER
1.15	ACR	SEEDING & MULCHING
0.56	ACR	MOWING
50	LB	SEED FOR REPAIR SEEDING
0.25	TON	FERTILIZER FOR REPAIR SEEDING
50	LB	SEED FOR SUPPLEMENTAL SEEDING
1	TON	FERTILIZER TOPDRESSING
10	MHR	SPECIALIZED HAND MOWING
13	EA	RESPONSE FOR EROSION CONTROL
0.1	ACR	REFORESTATION
2	EA	GENERIC EROSION CONTROL ITEM CONCRETE WASHOUT STRUCTURE

STRUCTURE ITEMS

Lump Sum	LS	REMOVAL OF EXISTING STRUCTURE AT STATION ***** (16+43.00-L-)
2	EA	PDA TESTING
Lump Sum	LS	UNCLASSIFIED STRUCTURE EXCAVA- TION AT STATION ***** (16+43.00-L-)
44.5	CY	CLASS AA CONCRETE (BRIDGE)
Lump Sum	LS	BRIDGE APPROACH SLABS, STATION ***** (16+43.00-L-)
7,656	LB	EPOXY COATED REINFORCING STEEL (BRIDGE)
28	EA	PILE DRIVING EQUIPMENT SETUP FOR *** PRESTRESSED CONCRETE PILES (12")
840	LF	12" PRESTRESSED CONCRETE PILES
22	EA	PILE REDRIVES
220.5	LF	VERTICAL CONCRETE BARRIER RAIL
240	TON	RIP RAP CLASS II (2'-0" THICK)
270	SY	GEOTEXTILE FOR DRAINAGE
Lump Sum	LS	ELASTOMERIC BEARINGS
1,320	LF	3'-0" X 1'-9" PRESTRESSED CONC CORED SLABS
Lump Sum	LS	GENERIC STRUCTURE ITEM ASBESTOS ASSESSMENT

FEDERAL AID PROPOSAL, CONTRACTOR LICENSE NOT REQUIRED TO BID

L170523 003

CONTRACT ID : C203955 45492.3.1

DIV OFFICE GREENVILLE

LENGTH = 1.169 MI

COUNTY : CRAVEN

GRADING, DRAINAGE, PAVING, SIGNALS & STRUCTURES.

DBE GOAL 10.0% COMPLETION DATE : MAR 13 2020

INTERCHANGE FROM US-70 TO SLOCUM ROAD AT THE CHERRY POINT MILITARY BASE.

ROADWAY ITEMS				
			10,740	TON ASPHALT CONC INTERMEDIATE COURSE, TYPE I19.0C
			5,320	TON ASPHALT CONC SURFACE COURSE, TYPE S9.5B
			11,490	TON ASPHALT CONC SURFACE COURSE, TYPE S9.5C
Lump Sum	LS	MOBILIZATION		
Lump Sum	LS	CONSTRUCTION SURVEYING		
Lump Sum	LS	FIELD OFFICE		
Lump Sum	LS	REINFORCED BRIDGE APPROACH FILL, STATION ***** (32+25.84 -YEB01-)	2,315	TON ASPHALT BINDER FOR PLANT MIX
			200	TON ASPHALT PLANT MIX, PAVEMENT REPAIR
20,000	CY	UNDERCUT EXCAVATION	168	CY SUBDRAIN EXCAVATION
Lump Sum	LS	GRADING	500	SY GEOTEXTILE FOR SUBSURFACE DRAINS
2	ACR	SUPPLEMENTARY CLEARING & GRUBBING	84	CY SUBDRAIN COARSE AGGREGATE
2,900	CY	DRAINAGE DITCH EXCAVATION	500	LF 6" PERFORATED SUBDRAIN PIPE
15	HR	PROOF ROLLING	1	EA SUBDRAIN PIPE OUTLET
34,700	CY	SELECT GRANULAR MATERIAL	6	LF 6" OUTLET PIPE
70,000	SY	GEOTEXTILE FOR SOIL STABILIZATION	13.7	CY REINFORCED ENDWALLS
			1.34	CY PIPE COLLARS
780	SF	TEMPORARY SHORING	0.35	CY PIPE PLUGS
1,732	TON	FOUNDATION CONDITIONING MATERIAL, MINOR STRUCTURES	11	CY FLOWABLE FILL
8,298	SY	FOUNDATION CONDITIONING GEOTEXTILE	67	EA MASONRY DRAINAGE STRUCTURES
			30.8	CY MASONRY DRAINAGE STRUCTURES
244	LF	*** SIDE DRAIN PIPE (30")	7.8	LF MASONRY DRAINAGE STRUCTURES
			27	EA FRAME WITH TWO GRATES, STD 840.16
132	LF	15" SIDE DRAIN PIPE	7	EA FRAME WITH TWO GRATES, STD 840.20
148	LF	18" SIDE DRAIN PIPE	21	EA FRAME WITH TWO GRATES, STD 840.22
244	LF	24" SIDE DRAIN PIPE	5	EA FRAME WITH TWO GRATES, STD 840.24
1,192	LF	15" RC PIPE CULVERTS, CLASS III	3	EA FRAME WITH TWO GRATES, STD 840.29
644	LF	18" RC PIPE CULVERTS, CLASS III	3	EA FRAME WITH GRATE & HOOD, STD 840.03, TYPE ** (G)
140	LF	24" RC PIPE CULVERTS, CLASS III	1	EA FRAME WITH COVER, STD 840.54
428	LF	30" RC PIPE CULVERTS, CLASS III	1	EA STEEL FRAME WITH TWO GRATES, STD 840.37
136	LF	54" RC PIPE CULVERTS, CLASS III	23	EA CONCRETE TRANSITIONAL SECTION FOR DROP INLET
320	LF	66" RC PIPE CULVERTS, CLASS III	280	LF 2'-6" CONCRETE CURB & GUTTER
1,724	LF	15" RC PIPE CULVERTS, CLASS IV	910	LF SHOULDER BERM GUTTER
1,128	LF	18" RC PIPE CULVERTS, CLASS IV	110	SY 4" CONCRETE PAVED DITCH
100	LF	24" RC PIPE CULVERTS, CLASS IV	1,610	SY 5" MONOLITHIC CONCRETE ISLANDS (KEYED IN)
96	LF	30" RC PIPE CULVERTS, CLASS IV	40	LF PRECAST REINFORCED CONCRETE BARRIER, SINGLE FACED
412	LF	*** CAA PIPE CULVERTS, ***** THICK (15", 0.064")	1	EA ADJUSTMENT OF DROP INLETS
			1	EA CONVERT EXISTING DROP INLET TO JUNCTION BOX WITH MANHOLE
160	LF	*** CAA PIPE CULVERTS, ***** THICK (18", 0.064")	4	EA IMPACT ATTENUATOR UNIT, TYPE 350
10	EA	*** CAA PIPE ELBOWS, ***** THICK (15", 0.064")	2,375	LF STEEL BM GUARDRAIL
2	EA	*** CAA PIPE ELBOWS, ***** THICK (18", 0.064")	2	EA STEEL BM GUARDRAIL TERMINAL SECTIONS
80	LF	*** WELDED STEEL PIPE, ***** THICK, GRADE B IN SOIL (18", 0.5")	10	EA ADDITIONAL GUARDRAIL POSTS
			2	EA GUARDRAIL ANCHOR UNITS, TYPE CAT-1
380	LF	*** WELDED STEEL PIPE, ***** THICK, GRADE B IN SOIL (30", 0.5")	3	EA GUARDRAIL ANCHOR UNITS, TYPE 350
			7	EA GUARDRAIL ANCHOR UNITS, TYPE B-77
2,803	LF	PIPE REMOVAL	440	LF REMOVE EXISTING GUARDRAIL
5	TON	#57 STONE	6,360	LF WOVEN WIRE FENCE, 47" FABRIC
10,520	CY	SHALLOW UNDERCUT	386	EA 4" TIMBER FENCE POSTS, ***** LONG (8')
20,300	TON	CLASS IV SUBGRADE STABILIZATION	127	EA 5" TIMBER FENCE POSTS, 8'-0" LONG
6,750	TON	CLASS IV AGGREGATE STABILIZATION	5,310	LF CHAIN LINK FENCE, *** FABRIC (84")
3,354	TON	AGGREGATE BASE COURSE	447	EA METAL LINE POSTS FOR *** CHAIN LINK FENCE (84")
200	TON	INCIDENTAL STONE BASE	37	EA METAL TERMINAL POSTS FOR *** CHAIN LINK FENCE (84")
1,048.6	GAL	PRIME COAT		
5,090	TON	ASPHALT CONC BASE COURSE, TYPE B25.0B		
11,620	TON	ASPHALT CONC BASE COURSE, TYPE B25.0C		
1,380	TON	ASPHALT CONC INTERMEDIATE COURSE, TYPE I19.0B		

			12	LF	2" WATER LINE	
			85	LF	6" WATER LINE	
			4,450	LF	8" WATER LINE	
			5,402	LF	10" WATER LINE	
			4,224	LF	12" WATER LINE	
			13,510	LB	DUCTILE IRON WATER PIPE FITTINGS	
1	EA	GENERIC FENCING ITEM	1	EA	2" VALVE	
		24" STEEL PIPE GATE	2	EA	6" VALVE	
730	TON	RIP RAP, CLASS I	5	EA	8" VALVE	
380	TON	RIP RAP, CLASS B	4	EA	10" VALVE	
3,915	SY	GEOTEXTILE FOR DRAINAGE	1	EA	12" VALVE	
4	CY	REINFORCED CONCRETE SIGN FOUNDATIONS	1	EA	8" TAPPING VALVE	
1	CY	PLAIN CONCRETE SIGN FOUNDATIONS	2	EA	2" AIR RELEASE VALVE	
37	CY	OVERHEAD FOOTING	4	EA	RELOCATE WATER METER	
4,814	LB	SUPPORTS, BREAKAWAY STEEL BEAM	2	EA	RECONNECT WATER METER	
220	LF	SUPPORTS, 3-LB STEEL U-CHANNEL	4	EA	RELOCATE FIRE HYDRANT	
1,905	LF	SUPPORTS, WOOD	476	LF	2" FORCE MAIN SEWER	
Lump Sum	LS	SUPPORTS, OVERHEAD SIGN STRUCTURE AT STA ***** (21+00 -YWB01-)	60	LF	6" FORCE MAIN SEWER	
Lump Sum	LS	SUPPORTS, OVERHEAD SIGN STRUCTURE AT STA ***** (96+78 -L-)	2,957	LF	8" FORCE MAIN SEWER	
5	EA	SIGN ERECTION, TYPE D	4,030	LB	DUCTILE IRON SEWER PIPE FITTINGS	
78	EA	SIGN ERECTION, TYPE E	2	EA	4" DIA UTILITY MANHOLE	
11	EA	SIGN ERECTION, TYPE F	2	LF	UTILITY MANHOLE WALL, 4" DIA	
9	EA	SIGN ERECTION, TYPE *** (GROUND MOUNTED)	530	LF	ABANDON *** UTILITY PIPE (2")	
4	EA	SIGN ERECTION, RELOCATE, TYPE ***** (GROUND MOUNTED) (D)	165	LF	ABANDON 6" UTILITY PIPE	
4	EA	DISPOSAL OF SUPPORT, WOOD	7,435	LF	ABANDON 8" UTILITY PIPE	
49	EA	DISPOSAL OF SIGN SYSTEM, WOOD	5,353	LF	ABANDON 10" UTILITY PIPE	
Lump Sum	LS	GENERIC SIGNING ITEM	4,092	LF	ABANDON 12" UTILITY PIPE	
		DISPOSAL OF FLASHER SYSTEM	1	EA	ABANDON UTILITY MANHOLE	
256	SF	WORK ZONE SIGNS (STATIONARY)	1	EA	REMOVE UTILITY MANHOLE	
580	SF	WORK ZONE SIGNS (PORTABLE)	375	LF	TRENCHLESS INSTALLATION OF 30" IN SOIL	
214	SF	WORK ZONE SIGNS (BARRICADE MOUNTED)	27,500	LF	TEMPORARY SILT FENCE	
2	EA	FLASHING ARROW BOARD	2,680	TON	STONE FOR EROSION CONTROL, CLASS A	
2	EA	PORTABLE CHANGEABLE MESSAGE SIGN	5,375	TON	STONE FOR EROSION CONTROL, CLASS B	
500	EA	DRUMS	4,255	TON	SEDIMENT CONTROL STONE	
100	EA	CONES	179.5	ACR	TEMPORARY MULCHING	
232	LF	BARRICADES (TYPE III)	7,800	LB	SEED FOR TEMPORARY SEEDING	
360	DAY	FLAGGER	39	TON	FERTILIZER FOR TEMPORARY SEEDING	
5	EA	TEMPORARY CRASH CUSHIONS	5,000	LF	TEMPORARY SLOPE DRAINS	
2	EA	TMA	2,000	LF	SAFETY FENCE	
721	LF	PORTABLE CONCRETE BARRIER (ANCHORED)	15,200	CY	SILT EXCAVATION	
240	HR	LAW ENFORCEMENT	22,500	SY	MATTING FOR EROSION CONTROL	
200	EA	SKINNY DRUM	1,100	SY	COIR FIBER MAT	
268	EA	TEMPORARY RAISED PAVEMENT MARKERS	800	LF	1/4" HARDWARE CLOTH	
22,017	LF	THERMOPLASTIC PAVEMENT MARKING LINES (4", 90 MILS)	500	SY	LOW PERMEABILITY GEOTEXTILE	
9,685	LF	THERMOPLASTIC PAVEMENT MARKING LINES (4", 120 MILS)	110	LF	*** TEMPORARY PIPE (24")	
24,947	LF	THERMOPLASTIC PAVEMENT MARKING LINES (6", 90 MILS)	686	CY	STILLING BASINS	
6,069	LF	THERMOPLASTIC PAVEMENT MARKING LINES (6", 120 MILS)	8,400	LF	WATTLE	
2,838	LF	THERMOPLASTIC PAVEMENT MARKING LINES (8", 90 MILS)	1,900	LF	WATTLE BARRIER	
899	LF	THERMOPLASTIC PAVEMENT MARKING LINES (8", 120 MILS)	5,620	LB	POLYACRYLAMIDE (PAM)	
2,035	LF	THERMOPLASTIC PAVEMENT MARKING LINES (12", 90 MILS)	5,500	LF	COIR FIBER BAFFLE	
1,090	LF	THERMOPLASTIC PAVEMENT MARKING LINES (12", 120 MILS)	11	EA	*** SKIMMER (1-1/2")	
95	LF	THERMOPLASTIC PAVEMENT MARKING LINES (16", 120 MILS)	4	EA	*** SKIMMER (2")	
580	LF	THERMOPLASTIC PAVEMENT MARKING LINES (24", 120 MILS)	126	ACR	SEEDING & MULCHING	
24	EA	THERMOPLASTIC PAVEMENT MARKING CHARACTER (120 MILS)	67	ACR	MOWING	
98	EA	THERMOPLASTIC PAVEMENT MARKING SYMBOL (90 MILS)	1,850	LB	SEED FOR REPAIR SEEDING	
16,133	LF	PAINT PAVEMENT MARKING LINES (4")	5.5	TON	FERTILIZER FOR REPAIR SEEDING	
222	LF	PAINT PAVEMENT MARKING LINES (8")	2,950	LB	SEED FOR SUPPLEMENTAL SEEDING	
137	LF	PAINT PAVEMENT MARKING LINES (24")	88	TON	FERTILIZER TOPDRESSING	
13	EA	PAINT PAVEMENT MARKING SYMBOL	382	LF	IMPERVIOUS DIKE	
1,116	LF	POLYUREA PAVEMENT MARKING LINES (4", *****) (HIGHLY REFLECTIVE ELEMENTS)	10	MHR	SPECIALIZED HAND MOWING	
6	EA	PERMANENT RAISED PAVEMENT MARKERS	125	EA	RESPONSE FOR EROSION CONTROL	
800	EA	SNOWPLOWABLE PAVEMENT MARKERS	160	CY	CULVERT DIVERSION CHANNEL	
76	EA	FLEXIBLE DELINEATORS (CRYSTAL)	0.1	ACR	REFORESTATION	
64	EA	FLEXIBLE DELINEATORS (YELLOW)	10	EA	GENERIC EROSION CONTROL ITEM CONCRETE WASHOUT STRUCTURE	
			9,560	LF	SIGNAL CABLE	
			8	EA	VEHICLE SIGNAL HEAD (12", 1 SECTION)	
			37	EA	VEHICLE SIGNAL HEAD (12", 3 SECTION)	
			4	EA	VEHICLE SIGNAL HEAD (12", 4 SECTION)	
			1	EA	VEHICLE SIGNAL HEAD (12", 5 SECTION)	
			2,200	LF	MESSANGER CABLE (3/8")	
			3,797	LF	TRACER WIRE	
			6,352	LF	UNPAVED TRENCHING (***** (1, 2"))	
			860	LF	UNPAVED TRENCHING (***** (2, 2"))	

STRUCTURE ITEMS

250	LF	UNPAVED TRENCHING (*****) (3, 2")	Lump Sum	LS	FOUNDATION EXCAVATION FOR BENT ** AT STATION ***** (2, 32+25.84 -YEB01-)
850	LF	UNPAVED TRENCHING FOR TEMP- ORARY LEAD-IN	2	EA	PDA TESTING
1,924	LF	DIRECTIONAL DRILL (*****) (1, 2")	19,091	SF	REINFORCED CONCRETE DECK SLAB
27	EA	JUNCTION BOX (STANDARD SIZE)	17,126	SF	GROOVING BRIDGE FLOORS
11	EA	JUNCTION BOX (OVER-SIZED, HEA- VY DUTY)	461.8	CY	CLASS A CONCRETE (BRIDGE)
7	EA	WOOD POLE	Lump Sum	LS	BRIDGE APPROACH SLABS, STATION ***** (32+25.84 -YEB01-)
14	EA	GUY ASSEMBLY	82,025	LB	REINFORCING STEEL (BRIDGE)
2	EA	1" RISER WITH WEATHERHEAD	887,980	LS	APPROX LBS STRUCTURAL STEEL
6	EA	2" RISER WITH WEATHERHEAD	21	EA	PILE DRIVING EQUIPMENT SETUP FOR *** STEEL PILES (HP 12 X 53)
2,800	LF	INDUCTIVE LOOP SAWCUT	42	EA	PILE DRIVING EQUIPMENT SETUP FOR *** GALVANIZED STEEL PILES (PP 18 X 0.50)
13,070	LF	LEAD-IN CABLE (*****) (14-2)	2,250	LF	HP12X53 STEEL PILES
1	EA	SITE SURVEY	3,310	LF	PP 18 X 0.50 GALVANIZED STEEL PILES
4	EA	LUMINAIRE ARM FOR VIDEO SYSTEM	34	EA	PILE REDRIVES
4	EA	CAMERA WITHOUT INTERNAL LOOP EMULATOR PROCESSING UNIT	962.32	LF	CONCRETE BARRIER RAIL
1	EA	EXTERNAL LOOP EMULATOR PRO- CESSING UNIT	80	SY	4" SLOPE PROTECTION
4	EA	RELOCATE CAMERA SENSOR UNIT	923	TON	RIP RAP CLASS II (2'-0" THICK)
4,743	LF	COMMUNICATIONS CABLE (**FIBER) (12)	1,025	SY	GEOTEXTILE FOR DRAINAGE
3	LF	DROP CABLE	Lump Sum	LS	DISC BEARINGS
4	EA	SPLICE ENCLOSURE	Lump Sum	LS	EXPANSION JOINT SEALS
1	EA	MODIFY SPLICE ENCLOSURE			
3	EA	INTERCONNECT CENTER			
3	EA	FIBER-OPTIC TRANSCEIVER, SELF- HEALING RING			
9	EA	DELINEATOR MARKER			
2	EA	MODIFY RADIO INSTALLATION			
7	EA	METAL STRAIN SIGNAL POLE			
7	EA	SOIL TEST			
64	CY	DRILLED PIER FOUNDATION			
8	EA	SIGN FOR SIGNALS			
7	EA	TYPE II PEDESTAL WITH FOUND- ATION			
4	EA	TYPE III PEDESTAL WITH FOUND- ATION			
3	EA	SIGNAL CABINET FOUNDATION			
3	EA	CONTROLLER WITH CABINET (TYPE 2070L, BASE MOUNTED)			
1	EA	CONTROLLER WITH CABINET (TYPE 2070L, POLE MOUNTED)			
26	EA	DETECTOR CARD (TYPE 2070L)			
3	EA	CABINET BASE EXTENDER			
7	EA	METAL POLE FOUNDATION REMOVAL			
7	EA	METAL POLE REMOVAL			
1	EA	GENERIC SIGNAL ITEM RELOCATE EMERGENCY VEHICLE PHASE SELECTOR			
2	EA	GENERIC SIGNAL ITEM RELOCATE EMERGENCY VEHICLE DETECTOR			
750	LF	GENERIC SIGNAL ITEM EMERGENCY VEHICLE DETECTOR CABLE			

CULVERT ITEMS

Lump Sum	LS	CULVERT EXCAVATION, STA ***** (26+94.23 -Y09A-)
Lump Sum	LS	CULVERT EXCAVATION, STA ***** (78+05.84 -L-)
119.6	TON	FOUNDATION CONDITIONING MATER- IAL, BOX CULVERT
180	CY	CLASS A CONCRETE (CULVERT)
41,114	LB	REINFORCING STEEL (CULVERT)

WALL ITEMS

17,700	SF	MSE RETAINING WALL NO ***** (1)
9,200	SF	MSE RETAINING WALL NO ***** (2)

STATE FUNDED PROPOSAL, CONTRACTOR LICENSE REQUIRED TO BID

L170523 004

CONTRACT ID : C203942 34964.2.2

DIV OFFICE WILSON

LENGTH = 1.096 MI

COUNTY : NASH

GRADING, DRAINAGE, PAVING & SIGNALS.

MBE GOAL 4.0% WBE 5.0% COMPLETION DATE : APR 30 2019

SR-1604 (HUNTER HILL ROAD) FROM SR-1613 (NORTH WINSTEAD AVENUE) TO SR-1616 (COUNTRY CLUB ROAD).

ROADWAY ITEMS					
			20	EA	CONCRETE TRANSITIONAL SECTION FOR CATCH BASIN
			3	EA	CONCRETE TRANSITIONAL SECTION FOR DROP INLET
Lump Sum	LS	MOBILIZATION	8,100	LF	1'-6" CONCRETE CURB & GUTTER
Lump Sum	LS	CONSTRUCTION SURVEYING	11,000	LF	2'-6" CONCRETE CURB & GUTTER
Lump Sum	LS	CLEARING & GRUBBING . ACRE(S)	300	LF	CONCRETE VALLEY GUTTER
1	ACR	SUPPLEMENTARY CLEARING & GRUBBING	2,700	SY	4" CONCRETE SIDEWALK
4	EA	SEALING ABANDONED WELLS	20	EA	CONCRETE CURB RAMP
6,700	CY	UNCLASSIFIED EXCAVATION	1,300	SY	6" CONCRETE DRIVEWAY
2,000	CY	UNDERCUT EXCAVATION	1,000	SY	5" MONOLITHIC CONCRETE ISLANDS (KEYED IN)
15,200	CY	BORROW EXCAVATION	260	LF	CHAIN LINK FENCE, 48" FABRIC
56	CY	DRAINAGE DITCH EXCAVATION	21	EA	METAL LINE POSTS FOR 48" CHAIN LINK FENCE
6,400	SY	REMOVAL OF EXISTING ASPHALT PAVEMENT	4	EA	METAL TERMINAL POSTS FOR 48" CHAIN LINK FENCE
7	HR	PROOF ROLLING	25	TON	RIP RAP, CLASS I
860	CY	SELECT GRANULAR MATERIAL	12	TON	RIP RAP, CLASS B
15,570	SY	GEOTEXTILE FOR SOIL STABILIZATION	988	SY	GEOTEXTILE FOR DRAINAGE
1,200	TON	FOUNDATION CONDITIONING MATERIAL, MINOR STRUCTURES	450	LF	SUPPORTS, 3-LB STEEL U-CHANNEL
3,700	SY	FOUNDATION CONDITIONING GEOTEXTILE	34	EA	SIGN ERECTION, TYPE E
152	LF	12" DRAINAGE PIPE	25	EA	DISPOSAL OF SIGN SYSTEM, U-CHANNEL
20	LF	15" DRAINAGE PIPE	639	SF	WORK ZONE SIGNS (STATIONARY)
24	LF	12" RC PIPE CULVERTS, CLASS III	320	SF	WORK ZONE SIGNS (PORTABLE)
5,724	LF	15" RC PIPE CULVERTS, CLASS IV	129	SF	WORK ZONE SIGNS (BARRICADE MOUNTED)
1,932	LF	18" RC PIPE CULVERTS, CLASS IV	2	EA	FLASHING ARROW BOARD
2,928	LF	24" RC PIPE CULVERTS, CLASS IV	6	EA	PORTABLE CHANGEABLE MESSAGE SIGN
176	LF	30" RC PIPE CULVERTS, CLASS IV	575	EA	DRUMS
112	LF	36" RC PIPE CULVERTS, CLASS IV	100	EA	CONES
2,228	LF	PIPE REMOVAL	112	LF	BARRICADES (TYPE III)
Lump Sum	LS	FINE GRADING	360	DAY	FLAGGER
4,250	CY	SHALLOW UNDERCUT	2	EA	TMA
9,470	TON	CLASS IV SUBGRADE STABILIZATION	40	HR	LAW ENFORCEMENT
250	TON	CLASS IV AGGREGATE STABILIZATION	100	EA	SKINNY DRUM
500	TON	INCIDENTAL STONE BASE	286	EA	TEMPORARY RAISED PAVEMENT MARKERS
6,110	SY	MILLING ASPHALT PAVEMENT, ****" DEPTH (1-1/2")	2,500	LF	THERMOPLASTIC PAVEMENT MARKING LINES (4", 90 MILS)
2,340	SY	INCIDENTAL MILLING	14,600	LF	THERMOPLASTIC PAVEMENT MARKING LINES (4", 120 MILS)
8,200	TON	ASPHALT CONC BASE COURSE, TYPE B25.0B	1,300	LF	THERMOPLASTIC PAVEMENT MARKING LINES (8", 90 MILS)
7,400	TON	ASPHALT CONC INTERMEDIATE COURSE, TYPE 119.0B	370	LF	THERMOPLASTIC PAVEMENT MARKING LINES (24", 120 MILS)
7,200	TON	ASPHALT CONC SURFACE COURSE, TYPE S9.5B	23	EA	THERMOPLASTIC PAVEMENT MARKING SYMBOL (90 MILS)
1,150	TON	ASPHALT BINDER FOR PLANT MIX	14,943	LF	PAINT PAVEMENT MARKING LINES (4")
750	TON	ASPHALT PLANT MIX, PAVEMENT REPAIR	298	LF	PAINT PAVEMENT MARKING LINES (8")
72	EA	RIGHT OF WAY MARKERS	12	LF	PAINT PAVEMENT MARKING LINES (24")
1,680	CY	SUBDRAIN EXCAVATION	15	EA	PAINT PAVEMENT MARKING SYMBOL
5,000	SY	GEOTEXTILE FOR SUBSURFACE DRAINS	150	EA	PERMANENT RAISED PAVEMENT MARKERS
840	CY	SUBDRAIN COARSE AGGREGATE	32	LF	6" WATER LINE
5,000	LF	6" PERFORATED SUBDRAIN PIPE	175	LF	8" WATER LINE
10	EA	SUBDRAIN PIPE OUTLET	763	LF	16" WATER LINE
60	LF	6" OUTLET PIPE	11,490	LB	DUCTILE IRON WATER PIPE FITTINGS
1	CY	PIPE COLLARS	2	EA	8" VALVE
1.5	CY	FLOWABLE FILL	1	EA	16" VALVE
122	EA	MASONRY DRAINAGE STRUCTURES	1	EA	6" TAPPING VALVE
10	LF	MASONRY DRAINAGE STRUCTURES	28	EA	RELOCATE WATER METER
19	EA	FRAME WITH TWO GRATES, STD 840.16	19	EA	RECONNECT WATER METER
11	EA	FRAME WITH GRATE & HOOD, STD 840.03, TYPE ** (E)	4	EA	FIRE HYDRANT
46	EA	FRAME WITH GRATE & HOOD, STD 840.03, TYPE ** (F)	5	EA	RELOCATE FIRE HYDRANT
43	EA	FRAME WITH GRATE & HOOD, STD 840.03, TYPE ** (G)	94	LF	6" SANITARY GRAVITY SEWER
3	EA	FRAME WITH COVER, STD 840.54	472	LF	8" SANITARY GRAVITY SEWER
			30	EA	SANITARY SEWER CLEAN-OUT
			5	EA	4" DIA UTILITY MANHOLE
			30.2	LF	UTILITY MANHOLE WALL, 4" DIA
			27	LF	ABANDON 6" UTILITY PIPE

	1	EA	GENERIC SIGNAL ITEM ETHERNET EDGE SWITCH
	500	LF	GENERIC SIGNAL ITEM BACK PULL FIBER OPTIC CABLE
675	LF		ABANDON 8" UTILITY PIPE
693	LF		ABANDON 16" UTILITY PIPE
8	EA		REMOVE WATER METER
4	EA		REMOVE FIRE HYDRANT
3	EA		ABANDON UTILITY MANHOLE
1	EA		REMOVE UTILITY MANHOLE
90	LF		16" ENCASEMENT PIPE
22	LF		TRENCHLESS INSTALLATION OF 16" IN SOIL
23	LF		TRENCHLESS INSTALLATION OF 16" NOT IN SOIL
1	EA		GENERIC UTILITY ITEM RELOCATE WATER VAULT
8	EA		GENERIC UTILITY ITEM REMOVE SANITARY SEWER CLEAN- OUT
13,700	LF		TEMPORARY SILT FENCE
420	TON		STONE FOR EROSION CONTROL, CLASS A
735	TON		STONE FOR EROSION CONTROL, CLASS B
1,240	TON		SEDIMENT CONTROL STONE
8	ACR		TEMPORARY MULCHING
500	LB		SEED FOR TEMPORARY SEEDING
3.5	TON		FERTILIZER FOR TEMPORARY SEED- ING
200	LF		TEMPORARY SLOPE DRAINS
450	LF		SAFETY FENCE
810	CY		SILT EXCAVATION
9,700	SY		MATTING FOR EROSION CONTROL
10	SY		COIR FIBER MAT
205	SY		PERMANENT SOIL REINFORCEMENT MAT
4,900	LF		1/4" HARDWARE CLOTH
20	SY		LOW PERMEABILITY GEOTEXTILE
1,820	LF		WATTLE
605	LB		POLYACRYLAMIDE (PAM)
100	LF		COIR FIBER BAFFLE
1	EA		*** SKIMMER (1-1/2")
8	ACR		SEEDING & MULCHING
4	ACR		MOWING
100	LB		SEED FOR REPAIR SEEDING
0.25	TON		FERTILIZER FOR REPAIR SEEDING
200	LB		SEED FOR SUPPLEMENTAL SEEDING
5.5	TON		FERTILIZER TOPDRESSING
10	MHR		SPECIALIZED HAND MOWING
18	EA		RESPONSE FOR EROSION CONTROL
4	EA		GENERIC EROSION CONTROL ITEM CONCRETE WASHOUT STRUCTURE
40	EA		GENERIC EROSION CONTROL ITEM FABRIC INSERT INLET PROTECTION DEVICE CLEANOUT
20	EA		GENERIC EROSION CONTROL ITEM FABRIC INSERT INLET PROTECTION DEVICE
1,400	LF		SIGNAL CABLE
11	EA		VEHICLE SIGNAL HEAD (12", 3 SECTION)
1	EA		VEHICLE SIGNAL HEAD (12", 4 SECTION)
900	LF		MESSENGER CABLE (1/4")
525	LF		MESSENGER CABLE (3/8")
700	LF		UNPAVED TRENCHING (***** (1, 2")
50	LF		UNPAVED TRENCHING (***** (2, 2")
20	LF		UNPAVED TRENCHING (***** (3, 2")
8	EA		JUNCTION BOX (STANDARD SIZE)
4	EA		GUY ASSEMBLY
1,100	LF		INDUCTIVE LOOP SAWCUT
3,400	LF		LEAD-IN CABLE (***** (14-2)
675	LF		COMMUNICATIONS CABLE (**FIBER) (12)
1	EA		MODIFY SPLICE ENCLOSURE
1	EA		INTERCONNECT CENTER
4	EA		METAL STRAIN SIGNAL POLE
4	EA		SOIL TEST
28	CY		DRILLED PIER FOUNDATION
1	EA		SIGN FOR SIGNALS
1	EA		SIGNAL CABINET FOUNDATION
1	EA		CONTROLLER WITH CABINET (TYPE 2070L, BASE MOUNTED)
7	EA		DETECTOR CARD (TYPE 2070L)
1	EA		CABINET BASE EXTENDER

STATE FUNDED PROPOSAL, CONTRACTOR LICENSE REQUIRED TO BID

L170523 005

CONTRACT ID : C203959 50473.3.1

DIV OFFICE WILSON

LENGTH = 1.975 MI

COUNTY : WAYNE

CONSTRUCT INTERCHANGES - GRADING, DRAINAGE, PAVING, & STRS.

MBE GOAL 4.0% WBE 6.0% COMPLETION DATE : MAR 29 2020

US-117 AT SR-1135 (COUNTRY CLUB ROAD) AND SR-1120 (O'BERRY ROAD).

ROADWAY ITEMS					
			530	SY	6" SLOPE PROTECTION
			Lump Sum	LS	FINE GRADING
			10,000	CY	SHALLOW UNDERCUT
			21,615	TON	CLASS IV SUBGRADE STABILIZATION
Lump Sum	LS	MOBILIZATION			
Lump Sum	LS	CONSTRUCTION SURVEYING			
Lump Sum	LS	CLEARING & GRUBBING, ACRE(S)	750	TON	CLASS IV AGGREGATE STABILIZATION
2	ACR	SUPPLEMENTARY CLEARING & GRUBBING			
			1,000	TON	INCIDENTAL STONE BASE
34,700	CY	UNCLASSIFIED EXCAVATION	42,530	SY	MILLING ASPHALT PAVEMENT, **** DEPTH (1-1/2")
Lump Sum	LS	BRIDGE APPROACH FILL - SUB REGIONAL TIER, STATION ***** (27+41.30 -Y8-)			
Lump Sum	LS	BRIDGE APPROACH FILL - SUB REGIONAL TIER, STATION ***** (39+11.12 -L- LT)	1,000	SY	INCIDENTAL MILLING
Lump Sum	LS	BRIDGE APPROACH FILL - SUB REGIONAL TIER, STATION ***** (39+11.12 -L- RT)	15,440	TON	ASPHALT CONC BASE COURSE, TYPE B25.0B
Lump Sum	LS	BRIDGE APPROACH FILL - SUB REGIONAL TIER, STATION ***** (39+11.12 -L- RT)	17,100	TON	ASPHALT CONC BASE COURSE, TYPE B25.0C
4,250	CY	UNDERCUT EXCAVATION	12,770	TON	ASPHALT CONC INTERMEDIATE COURSE, TYPE I19.0C
927,500	CY	BORROW EXCAVATION	11,450	TON	ASPHALT CONC SURFACE COURSE, TYPE S9.5B
28	EA	EMBANKMENT SETTLEMENT GAUGES	15,830	TON	ASPHALT CONC SURFACE COURSE, TYPE S9.5C
11,120	CY	DRAINAGE DITCH EXCAVATION	3,670	TON	ASPHALT BINDER FOR PLANT MIX
8,330	SY	REMOVAL OF EXISTING ASPHALT PAVEMENT	180	TON	ASPHALT PLANT MIX, PAVEMENT REPAIR
26,900	SY	BREAKING OF EXISTING ASPHALT PAVEMENT	46,680	LF	MILLED RUMBLE STRIPS (ASPHALT CONCRETE)
30	HR	PROOF ROLLING	24	EA	RIGHT OF WAY MARKERS
4,250	CY	SELECT GRANULAR MATERIAL	1,512	CY	SUBDRAIN EXCAVATION
40,800	SY	GEOTEXTILE FOR SOIL STABILIZATION	4,500	SY	GEOTEXTILE FOR SUBSURFACE DRAINS
1,070	TON	FOUNDATION CONDITIONING MATERIAL, MINOR STRUCTURES	756	CY	SUBDRAIN COARSE AGGREGATE
3,330	SY	FOUNDATION CONDITIONING GEOTEXTILE	4,500	LF	6" PERFORATED SUBDRAIN PIPE
28	LF	*** SIDE DRAIN PIPE (30")	9	EA	SUBDRAIN PIPE OUTLET
648	LF	15" SIDE DRAIN PIPE	54	LF	6" OUTLET PIPE
1,380	LF	18" SIDE DRAIN PIPE	6.8	CY	ENDWALLS
1,484	LF	24" SIDE DRAIN PIPE	5	CY	REINFORCED ENDWALLS
292	LF	**** RC PIPE CULVERTS, CLASS ***** (15", V)	2	CY	PIPE COLLARS
384	LF	**** RC PIPE CULVERTS, CLASS ***** (48", V)	1	CY	PIPE PLUGS
248	LF	15" RC PIPE CULVERTS, CLASS III	39.9	CY	FLOWABLE FILL
236	LF	18" RC PIPE CULVERTS, CLASS III	59	EA	MASONRY DRAINAGE STRUCTURES
880	LF	24" RC PIPE CULVERTS, CLASS III	14	LF	MASONRY DRAINAGE STRUCTURES
300	LF	30" RC PIPE CULVERTS, CLASS III	13	EA	FRAME WITH TWO GRATES, STD 840.20
28	LF	42" RC PIPE CULVERTS, CLASS III	33	EA	FRAME WITH TWO GRATES, STD 840.22
108	LF	54" RC PIPE CULVERTS, CLASS III	12	EA	FRAME WITH TWO GRATES, STD 840.29
932	LF	15" RC PIPE CULVERTS, CLASS IV	1	EA	FRAME WITH COVER, STD 840.54
828	LF	18" RC PIPE CULVERTS, CLASS IV	4,070	LF	SHOULDER BERM GUTTER
556	LF	24" RC PIPE CULVERTS, CLASS IV	260	SY	5" MONOLITHIC CONCRETE ISLANDS (KEYED IN)
84	LF	30" RC PIPE CULVERTS, CLASS IV	60	LF	GENERIC PAVING ITEM
368	LF	36" RC PIPE CULVERTS, CLASS IV	1	EA	MEDIAN HAZARD PROTECTION
1,076	LF	15" CS PIPE CULVERTS, 0.064" THICK	1	EA	ADJUSTMENT OF DROP INLETS
36	LF	18" CS PIPE CULVERTS, 0.064" THICK	1	EA	ADJUSTMENT OF MANHOLES
44	LF	24" CS PIPE CULVERTS, 0.064" THICK	5	EA	ADJUSTMENT OF METER BOXES OR VALVE BOXES
28	EA	*** CS PIPE ELBOWS, ***** THICK (15", 0.064")	2	EA	IMPACT ATTENUATOR UNIT, TYPE 350
2	EA	*** CS PIPE ELBOWS, ***** THICK (18", 0.064")	4,700	LF	STEEL BM GUARDRAIL
2	EA	*** CS PIPE ELBOWS, ***** THICK (24", 0.064")	600	LF	STEEL BM GUARDRAIL, SHOP CURVED
5,026	LF	PIPE REMOVAL	20	EA	ADDITIONAL GUARDRAIL POSTS
1	EA	PIPE CLEAN-OUT	1	EA	GUARDRAIL ANCHOR UNITS, TYPE AT-1
			4	EA	GUARDRAIL ANCHOR UNITS, TYPE CAT-1
			4	EA	GUARDRAIL ANCHOR UNITS, TYPE III
			13	EA	GUARDRAIL ANCHOR UNITS, TYPE 350
			2	EA	GUARDRAIL ANCHOR UNITS, TYPE M-350
			8	EA	GUARDRAIL ANCHOR UNITS, TYPE B-77
			1,833	LF	REMOVE EXISTING GUARDRAIL
			7,660	LF	REMOVE EXISTING GUIDERAIL

		1,796	LF	PAINT PAVEMENT MARKING LINES (24")			
		120	EA	PAINT PAVEMENT MARKING SYMBOL			
9,640	LF			DOUBLE FACED CABLE GUIDERAIL	30,904	LF	REMOVAL OF PAVEMENT MARKING LINES (4")
12	EA			ADDITIONAL GUIDERAIL POSTS	162	LF	REMOVAL OF PAVEMENT MARKING LINES (8")
16	EA			CABLE GUIDERAIL ANCHOR UNITS	85	LF	REMOVAL OF PAVEMENT MARKING LINES (24")
2,560	LF			WOVEN WIRE FENCE, 47" FABRIC	781	EA	PERMANENT RAISED PAVEMENT MARKERS
180	EA			4" TIMBER FENCE POSTS, 7'-6" LONG	27,795	LF	TEMPORARY SILT FENCE
20	EA			5" TIMBER FENCE POSTS, 8'-0" LONG	2,080	TON	STONE FOR EROSION CONTROL, CLASS A
100	LF			ADDITIONAL BARBED WIRE	12,875	TON	STONE FOR EROSION CONTROL, CLASS B
203	TON			RIP RAP, CLASS I	8,135	TON	SEDIMENT CONTROL STONE
88	TON			RIP RAP, CLASS B	98.5	ACR	TEMPORARY MULCHING
2,353	SY			GEOTEXTILE FOR DRAINAGE	5,700	LB	SEED FOR TEMPORARY SEEDING
6	CY			REINFORCED CONCRETE SIGN FOUNDATIONS	30	TON	FERTILIZER FOR TEMPORARY SEEDING
2	CY			PLAIN CONCRETE SIGN FOUNDATIONS	6,866	LF	TEMPORARY SLOPE DRAINS
6,502	LB			SUPPORTS, BREAKAWAY STEEL BEAM	200	LF	SAFETY FENCE
1,808	LF			SUPPORTS, 3-LB STEEL U-CHANNEL	40,300	CY	SILT EXCAVATION
12	EA			SIGN ERECTION, TYPE D	34,855	SY	MATTING FOR EROSION CONTROL
44	EA			SIGN ERECTION, TYPE E	175	SY	COIR FIBER MAT
19	EA			SIGN ERECTION, TYPE F	3,655	LF	1/4" HARDWARE CLOTH
14	EA			SIGN ERECTION, TYPE *** (GROUND MOUNTED) (A)	465	SY	LOW PERMEABILITY GEOTEXTILE
2	EA			SIGN ERECTION, TYPE *** (GROUND MOUNTED) (B)	3,870	LF	WATTLE
2	EA			SIGN ERECTION, RELOCATE, TYPE **** (GROUND MOUNTED) (D)	1,810	LB	POLYACRYLAMIDE (PAM)
4	EA			SIGN ERECTION, RELOCATE, TYPE **** (GROUND MOUNTED) (E)	13,480	LF	COIR FIBER BAFFLE
51	EA			DISPOSAL OF SIGN SYSTEM, U-CHANNEL	9	EA	*** SKIMMER (1-1/2")
8	EA			DISPOSAL OF SUPPORT, U-CHANNEL	4	EA	*** SKIMMER (2")
2,155	SF			WORK ZONE SIGNS (STATIONARY)	3	EA	*** SKIMMER (2-1/2")
2,118	SF			WORK ZONE SIGNS (PORTABLE)	1	EA	*** SKIMMER (3")
567	SF			WORK ZONE SIGNS (BARRICADE MOUNTED)	144	ACR	SEEDING & MULCHING
8	EA			FLASHING ARROW BOARD	105	ACR	MOWING
8	EA			PORTABLE CHANGEABLE MESSAGE SIGN	1,000	LB	SEED FOR REPAIR SEEDING
468	EA			DRUMS	4.75	TON	FERTILIZER FOR REPAIR SEEDING
140	EA			CONES	3,475	LB	SEED FOR SUPPLEMENTAL SEEDING
1,352	LF			BARRICADES (TYPE III)	104.25	TON	FERTILIZER TOPDRESSING
7,200	HR			FLAGGER	20	MHR	SPECIALIZED HAND MOWING
10	EA			TEMPORARY CRASH CUSHIONS	100	EA	RESPONSE FOR EROSION CONTROL
4	EA			RESET TEMPORARY CRASH CUSHION	6	ACR	REFORESTATION
7	EA			TMA	14	EA	GENERIC EROSION CONTROL ITEM
8,990	LF			PORTABLE CONCRETE BARRIER			CONCRETE WASHOUT STRUCTURE
2,330	LF			RESET PORTABLE CONCRETE BARRIER			
1,800	HR			LAW ENFORCEMENT	7.5	CY	CLASS A CONCRETE (CULVERT)
140	EA			SKINNY DRUM	638	LB	REINFORCING STEEL (CULVERT)
486	EA			TEMPORARY RAISED PAVEMENT MARKERS			
8,938	LF			THERMOPLASTIC PAVEMENT MARKING LINES (4", 90 MILS)			
11,418	LF			THERMOPLASTIC PAVEMENT MARKING LINES (4", 120 MILS)			
57,544	LF			THERMOPLASTIC PAVEMENT MARKING LINES (6", 90 MILS)			
6,507	LF			THERMOPLASTIC PAVEMENT MARKING LINES (6", 120 MILS)			
547	LF			THERMOPLASTIC PAVEMENT MARKING LINES (8", 90 MILS)			
5,923	LF			THERMOPLASTIC PAVEMENT MARKING LINES (12", 90 MILS)			
320	LF			THERMOPLASTIC PAVEMENT MARKING LINES (24", 120 MILS)			
63	EA			THERMOPLASTIC PAVEMENT MARKING SYMBOL (90 MILS)			
1,120	LF			COLD APPLIED PLASTIC PAVEMENT MARKING LINES, TYPE ** (4") (II)			
2,860	LF			COLD APPLIED PLASTIC PAVEMENT MARKING LINES, TYPE ** (4") (IV)			
900	LF			COLD APPLIED PLASTIC PAVEMENT MARKING LINES, TYPE ** (6") (II)			
2	EA			COLD APPLIED PLASTIC PAVEMENT MARKING SYMBOL, TYPE ** (II)			
275,626	LF			PAINT PAVEMENT MARKING LINES (4")	42,495	LB	REINFORCING STEEL (BRIDGE)
6,288	LF			PAINT PAVEMENT MARKING LINES (8")	1,157	LB	SPIRAL COLUMN REINFORCING STEEL (BRIDGE)
					1,206.38	LF	54" PRESTRESSED CONCRETE GIRDERS
					1,115.52	LF	MODIFIED 63" PRESTRESSED CONC GIRDERS
					56	EA	PILE DRIVING EQUIPMENT SETUP FOR *** STEEL PILES (HP 12 X 53)
					18	EA	PILE DRIVING EQUIPMENT SETUP FOR *** STEEL PILES (HP 14 X 73)

CULVERT ITEMS**STRUCTURE ITEMS**

Lump Sum	LS		FOUNDATION EXCAVATION FOR BENT *** AT STATION ***** (1, 27+41.30 -Y8-)
5	EA		PDA TESTING
20,873	SF		REINFORCED CONCRETE DECK SLAB
23,246	SF		GROOVING BRIDGE FLOORS
337.4	CY		CLASS A CONCRETE (BRIDGE)
Lump Sum	LS		BRIDGE APPROACH SLABS, STATION ***** (27+41.30 -Y8-)
Lump Sum	LS		BRIDGE APPROACH SLABS, STATION ***** (39+11.12 -L- LT)
Lump Sum	LS		BRIDGE APPROACH SLABS, STATION ***** (39+11.12 -L- RT)
42,495	LB		REINFORCING STEEL (BRIDGE)
1,157	LB		SPIRAL COLUMN REINFORCING STEEL (BRIDGE)
1,206.38	LF		54" PRESTRESSED CONCRETE GIRDERS
1,115.52	LF		MODIFIED 63" PRESTRESSED CONC GIRDERS
56	EA		PILE DRIVING EQUIPMENT SETUP FOR *** STEEL PILES (HP 12 X 53)
18	EA		PILE DRIVING EQUIPMENT SETUP FOR *** STEEL PILES (HP 14 X 73)

5,350	LF	HP12X53 STEEL PILES
1,260	LF	HP14X73 STEEL PILES
74	EA	PILE REDRIVES
389.42	LF	TWO BAR METAL RAIL
450.34	LF	CONCRETE BARRIER RAIL
404.65	LF	1'-***"X ***** CONCRETE PARA- PET (1'-2" X 2'-6")
2,315	SY	4" SLOPE PROTECTION
Lump Sum	LS	ELASTOMERIC BEARINGS

STATE FUNDED PROPOSAL, CONTRACTOR LICENSE REQUIRED TO BID

L170523 006

CONTRACT ID : C204042 2018CPT.04.05.10511 DIV OFFICE WILSON

LENGTH = 35.960 MI

COUNTY : JOHNSTON

MILLING AND RESURFACING.

MBE GOAL 4.0% WBE 5.0% COMPLETION DATE : OCT 19 2018

NC-50 FROM WAKE COUNTY LINE TO US-301 AND 9 SECTIONS OF SECONDARY ROADS.

ROADWAY ITEMS

Lump Sum	LS	MOBILIZATION
213,640	SY	MILLING ASPHALT PAVEMENT, **** DEPTH (2")
2,822	SY	INCIDENTAL MILLING
25,719	TON	ASPHALT CONC SURFACE COURSE, TYPE S9.5B
24,319	TON	ASPHALT CONC SURFACE COURSE, TYPE SF9.5A
3,173	TON	ASPHALT BINDER FOR PLANT MIX
15	EA	RETROFIT EXISTING CURB RAMP
15	EA	CONCRETE CURB RAMP
4	EA	ADJUSTMENT OF MANHOLES
2	EA	ADJUSTMENT OF METER BOXES OR VALVE BOXES
4,292	SF	WORK ZONE ADVANCE/GENERAL WARNING SIGNING
Lump Sum	LS	TEMPORARY TRAFFIC CONTROL
154,298	LF	THERMOPLASTIC PAVEMENT MARKING LINES (4", 90 MILS)
157,065	LF	THERMOPLASTIC PAVEMENT MARKING LINES (4", 120 MILS)
80	LF	THERMOPLASTIC PAVEMENT MARKING LINES (8", 120 MILS)
3,000	LF	THERMOPLASTIC PAVEMENT MARKING LINES (12", 90 MILS)
660	LF	THERMOPLASTIC PAVEMENT MARKING LINES (24", 120 MILS)
24	EA	THERMOPLASTIC PAVEMENT MARKING CHARACTER (120 MILS)
89	EA	THERMOPLASTIC PAVEMENT MARKING SYMBOL (90 MILS)
990	LF	COLD APPLIED PLASTIC PAVEMENT MARKING LINES, TYPE ** (4") (II)
1,024,966	LF	PAINT PAVEMENT MARKING LINES (4")
80	LF	PAINT PAVEMENT MARKING LINES (8")
3,360	LF	PAINT PAVEMENT MARKING LINES (12")
400	LF	PAINT PAVEMENT MARKING LINES (24")
36	EA	PAINT PAVEMENT MARKING CHARAC- TER
109	EA	PAINT PAVEMENT MARKING SYMBOL
990	LF	REMOVAL OF PAVEMENT MARKING LINES (4")
2,032	EA	PERMANENT RAISED PAVEMENT MARKERS
24	EA	FLEXIBLE DELINEATORS (YELLOW)
700	LF	INDUCTIVE LOOP SAWCUT

STATE FUNDED PROPOSAL, CONTRACTOR LICENSE REQUIRED TO BID

L170523 007

CONTRACT ID : C204033 2018CPT.04.06.10961 DIV OFFICE WILSON

LENGTH = 30.930 MI

COUNTY : WAYNE

MILLING, WIDENING & RESURFACING.

MBE GOAL 3.0% WBE 6.0% COMPLETION DATE : OCT 19 2018

1 SECTION EACH OF US-13/US-70/US-117, US-13/US-117, AND NC-55 AND 27 SECTIONS OF SECONDARY ROADS.

ROADWAY ITEMS				
			210	EA PAINT PAVEMENT MARKING SYMBOL
			1,047	LF REMOVAL OF PAVEMENT MARKING LINES (6")
			2	EA REMOVAL OF PAVEMENT MARKING SYMBOLS & CHARACTERS
			481	EA PERMANENT RAISED PAVEMENT MARKERS
			1,280	EA SNOWPLOWABLE PAVEMENT MARKERS
		Lump Sum	LS	PORTABLE LIGHTING
			12,950	LF INDUCTIVE LOOP SAWCUT
Lump Sum	LS	MOBILIZATION		
100	TON	INCIDENTAL STONE BASE		
234,530	SY	MILLING ASPHALT PAVEMENT, **** DEPTH (1-1/2")		
524	SY	MILLING ASPHALT PAVEMENT, **** DEPTH (1-1/4")		
500	SY	INCIDENTAL MILLING		
3,824	TON	ASPHALT CONC BASE COURSE, TYPE B25.0B		
4,791	TON	ASPHALT CONC SURFACE COURSE, TYPE S9.5B		
14,987	TON	ASPHALT CONC SURFACE COURSE, TYPE S9.5C		
15,867	TON	ASPHALT CONC SURFACE COURSE, TYPE SF9.5A		
142	TON	ASPHALT CONC SURFACE COURSE, TYPE S4.75A		
2,416	TON	ASPHALT BINDER FOR PLANT MIX		
1	EA	ADJUSTMENT OF MANHOLES		
1	EA	ADJUSTMENT OF METER BOXES OR VALVE BOXES		
2,644	SF	WORK ZONE SIGNS (STATIONARY)		
864	SF	WORK ZONE SIGNS (PORTABLE)		
4,659	SF	WORK ZONE ADVANCE/GENERAL WARNING SIGNING		
2	EA	FLASHING ARROW BOARD		
2	EA	PORTABLE CHANGEABLE MESSAGE SIGN		
580	EA	DRUMS		
580	EA	CONES		
Lump Sum	LS	TEMPORARY TRAFFIC CONTROL		
2	EA	TMA		
80	HR	LAW ENFORCEMENT		
78,830	LF	THERMOPLASTIC PAVEMENT MARKING LINES (4", 90 MILS)		
25,020	LF	THERMOPLASTIC PAVEMENT MARKING LINES (4", 120 MILS)		
104,016	LF	THERMOPLASTIC PAVEMENT MARKING LINES (6", 90 MILS)		
16,976	LF	THERMOPLASTIC PAVEMENT MARKING LINES (6", 120 MILS)		
1,183	LF	THERMOPLASTIC PAVEMENT MARKING LINES (8", 90 MILS)		
450	LF	THERMOPLASTIC PAVEMENT MARKING LINES (8", 120 MILS)		
4,826	LF	THERMOPLASTIC PAVEMENT MARKING LINES (12", 90 MILS)		
1,554	LF	THERMOPLASTIC PAVEMENT MARKING LINES (12", 120 MILS)		
250	LF	THERMOPLASTIC PAVEMENT MARKING LINES (16", 120 MILS)		
1,401	LF	THERMOPLASTIC PAVEMENT MARKING LINES (24", 120 MILS)		
58	EA	THERMOPLASTIC PAVEMENT MARKING CHARACTER (120 MILS)		
210	EA	THERMOPLASTIC PAVEMENT MARKING SYMBOL (90 MILS)		
1,047	LF	COLD APPLIED PLASTIC PAVEMENT MARKING LINES, TYPE ** (6") (II)		
619,916	LF	PAINT PAVEMENT MARKING LINES (4")		
147,128	LF	PAINT PAVEMENT MARKING LINES (6")		
1,627	LF	PAINT PAVEMENT MARKING LINES (8")		
6,380	LF	PAINT PAVEMENT MARKING LINES (12")		
250	LF	PAINT PAVEMENT MARKING LINES (16")		
1,401	LF	PAINT PAVEMENT MARKING LINES (24")		
58	EA	PAINT PAVEMENT MARKING CHARAC- TER		

STATE FUNDED PROPOSAL, CONTRACTOR LICENSE REQUIRED TO BID

L170523 008

CONTRACT ID : C204032 2018CPT.04.07.10511 DIV OFFICE WILSON

LENGTH = 9.600 MI

COUNTY : JOHNSTON

MILLING AND RESURFACING.

MBE GOAL 3.0% WBE 5.0% COMPLETION DATE : OCT 19 2018

US-70 BYPASS FROM SR-2566 TO WAKE COUNTY LINE WITH RAMPS AND LOOPS.

ROADWAY ITEMS

Lump Sum	LS	SY	DESCRIPTION
	LS		MOBILIZATION
339,870	SY		MILLING ASPHALT PAVEMENT, **** DEPTH (2")
1,000	SY		MILLING ASPHALT PAVEMENT, **** TO ***** (0" TO 4")
912	TON		ASPHALT CONC INTERMEDIATE COURSE, TYPE I19.0D
6,527	TON		ASPHALT CONC SURFACE COURSE, TYPE S9.5C
32,050	TON		ASPHALT CONC SURFACE COURSE, TYPE S9.5D
426	TON		ASPHALT BINDER FOR PLANT MIX
1,827	TON		POLYMER MODIFIED ASPHALT BIN- DER FOR PLANT MIX
2,240	SF		WORK ZONE SIGNS (STATIONARY)
96	SF		WORK ZONE SIGNS (PORTABLE)
32	SF		WORK ZONE SIGNS (BARRICADE MOUNTED)
4	EA		FLASHING ARROW BOARD
4	EA		PORTABLE CHANGEABLE MESSAGE SIGN
1,266	EA		DRUMS
1,266	EA		CONES
32	LF		BARRICADES (TYPE III)
2	EA		TMA
500	HR		LAW ENFORCEMENT
1,266	EA		SKINNY DRUM
264,086	LF		THERMOPLASTIC PAVEMENT MARKING LINES (6", 90 MILS)
31,439	LF		THERMOPLASTIC PAVEMENT MARKING LINES (6", 120 MILS)
755	LF		THERMOPLASTIC PAVEMENT MARKING LINES (8", 90 MILS)
9,804	LF		THERMOPLASTIC PAVEMENT MARKING LINES (12", 90 MILS)
1,900	LF		THERMOPLASTIC PAVEMENT MARKING LINES (12", 120 MILS)
147	LF		THERMOPLASTIC PAVEMENT MARKING LINES (24", 120 MILS)
16	EA		THERMOPLASTIC PAVEMENT MARKING CHARACTER (120 MILS)
60	EA		THERMOPLASTIC PAVEMENT MARKING SYMBOL (90 MILS)
3,700	LF		COLD APPLIED PLASTIC PAVEMENT MARKING LINES, TYPE ** (6") (II)
295,525	LF		PAINT PAVEMENT MARKING LINES (6")
755	LF		PAINT PAVEMENT MARKING LINES (8")
19,608	LF		PAINT PAVEMENT MARKING LINES (12")
147	LF		PAINT PAVEMENT MARKING LINES (24")
16	EA		PAINT PAVEMENT MARKING CHARAC- TER
66	EA		PAINT PAVEMENT MARKING SYMBOL
3,700	LF		REMOVAL OF PAVEMENT MARKING LINES (6")
60	EA		PERMANENT RAISED PAVEMENT MARKERS
1,823	EA		SNOWPLOWABLE PAVEMENT MARKERS
1,504	LF		INDUCTIVE LOOP SAWCUT

STATE FUNDED PROPOSAL, CONTRACTOR LICENSE REQUIRED TO BID

L170523 009

CONTRACT ID : C203937 33798.3.1

DIV OFFICE FAYETTEVILLE

LENGTH = 0.549 MI

COUNTY : ROBESON

GRADING, DRAINAGE, PAVING, AND STRUCTURE.

MBE GOAL 4.0% WBE 5.0% COMPLETION DATE : MAR 30 2019

BRIDGE #18 OVER CSX TRANSPORTATION TRACKS ON NC-211.

ROADWAY ITEMS				
		2,820	LF	REMOVE EXISTING GUARDRAIL
		30	TON	RIP RAP, CLASS I
		18	TON	RIP RAP, CLASS B
		838	SY	GEOTEXTILE FOR DRAINAGE
		124	LF	SUPPORTS, 3-LB STEEL U-CHANNEL
		9	EA	SIGN ERECTION, TYPE E
		9	EA	DISPOSAL OF SIGN SYSTEM, U-CHANNEL
		715	SF	WORK ZONE SIGNS (STATIONARY)
		96	SF	WORK ZONE SIGNS (PORTABLE)
		174	SF	WORK ZONE SIGNS (BARRICADE MOUNTED)
		3	EA	PORTABLE CHANGEABLE MESSAGE SIGN
		100	EA	DRUMS
		30	EA	CONES
		288	LF	BARRICADES (TYPE III)
		200	DAY	FLAGGER
		9,827	LF	THERMOPLASTIC PAVEMENT MARKING LINES (4", 90 MILS)
		11,436	LF	THERMOPLASTIC PAVEMENT MARKING LINES (4", 120 MILS)
		198	LF	THERMOPLASTIC PAVEMENT MARKING LINES (12", 90 MILS)
		65	LF	THERMOPLASTIC PAVEMENT MARKING LINES (24", 120 MILS)
		3	EA	THERMOPLASTIC PAVEMENT MARKING SYMBOL (90 MILS)
		1,634	LF	COLD APPLIED PLASTIC PAVEMENT MARKING LINES, TYPE ** (4") (II)
		16,394	LF	PAINT PAVEMENT MARKING LINES (4")
		460	LF	PAINT PAVEMENT MARKING LINES (8")
		16	LF	PAINT PAVEMENT MARKING LINES (24")
		3	EA	PAINT PAVEMENT MARKING SYMBOL
		113	EA	PERMANENT RAISED PAVEMENT MARKERS
		2,600	LF	8" WATER LINE
		915	LB	DUCTILE IRON WATER PIPE FITTINGS
		1	EA	6" VALVE
		2	EA	8" VALVE
		2,400	LF	ABANDON 8" UTILITY PIPE
		202	LF	16" ENCASMENT PIPE
		8,920	LF	TEMPORARY SILT FENCE
		345	TON	STONE FOR EROSION CONTROL, CLASS A
		1,705	TON	STONE FOR EROSION CONTROL, CLASS B
		1,015	TON	SEDIMENT CONTROL STONE
		20.5	ACR	TEMPORARY MULCHING
		1,300	LB	SEED FOR TEMPORARY SEEDING
		7.5	TON	FERTILIZER FOR TEMPORARY SEEDING
		1,200	LF	TEMPORARY SLOPE DRAINS
		100	LF	SAFETY FENCE
		2,140	CY	SILT EXCAVATION
		24,000	SY	MATting FOR EROSION CONTROL
		45	SY	COIR FIBER MAT
		880	LF	1/4" HARDWARE CLOTH
		90	SY	LOW PERMEABILITY GEOTEXTILE
		570	LF	WATTLE
		140	LB	POLYACRYLAMIDE (PAM)
		600	LF	COIR FIBER BAFFLE
		5	EA	*** SKIMMER (1-1/2")
		23	ACR	SEEDING & MULCHING
		11	ACR	MOWING
		250	LB	SEED FOR REPAIR SEEDING
		1	TON	FERTILIZER FOR REPAIR SEEDING
		675	LB	SEED FOR SUPPLEMENTAL SEEDING
		19.75	TON	FERTILIZER TOPDRESSING
		10	MHR	SPECIALIZED HAND MOWING
		18	EA	RESPONSE FOR EROSION CONTROL
Lump Sum	LS			MOBILIZATION
Lump Sum	LS			CONSTRUCTION SURVEYING
	1		ACR	SUPPLEMENTARY CLEARING & GRUBBING
	400		CY	UNDERCUT EXCAVATION
Lump Sum	LS			GRADING
	150,000		CY	BORROW EXCAVATION
	23		CY	DRAINAGE DITCH EXCAVATION
	400		CY	SELECT GRANULAR MATERIAL
	500		SY	GEOTEXTILE FOR SOIL STABILIZATION
	160		TON	FOUNDATION CONDITIONING MATERIAL, MINOR STRUCTURES
	490		SY	FOUNDATION CONDITIONING GEOTEXTILE
	364		LF	15" SIDE DRAIN PIPE
	44		LF	18" SIDE DRAIN PIPE
	128		LF	**** RC PIPE CULVERTS, CLASS ***** (15", V)
	212		LF	**** RC PIPE CULVERTS, CLASS ***** (18", V)
	84		LF	**** RC PIPE CULVERTS, CLASS ***** (48", IV)
	48		LF	18" RC PIPE CULVERTS, CLASS III
	72		LF	18" RC PIPE CULVERTS, CLASS IV
	268		LF	15" CS PIPE CULVERTS, 0.064" THICK
	32		LF	24" CS PIPE CULVERTS, 0.064" THICK
	8		EA	*** CS PIPE ELBOWS, ***** THICK (15", 0.064")
	102		LF	GENERIC PIPE ITEM 24" WELDED STEEL PIPE IN SOIL (CONTRACTOR DESIGN)
	102		LF	GENERIC PIPE ITEM 24" WELDED STEEL PIPE NOT IN SOIL (CONTRACTOR DESIGN)
	342		LF	PIPE REMOVAL
	3		EA	PIPE CLEAN-OUT
	1,300		TON	AGGREGATE BASE COURSE
	173		TON	INCIDENTAL STONE BASE
	145		GAL	PRIME COAT
	1,470		SY	MILLING ASPHALT PAVEMENT, **** TO ***** (0" TO 3")
	850		SY	INCIDENTAL MILLING
	4,400		TON	ASPHALT CONC BASE COURSE, TYPE B25.0B
	1,380		TON	ASPHALT CONC INTERMEDIATE COURSE, TYPE I19.0B
	10,750		TON	ASPHALT CONC SURFACE COURSE, TYPE S9.5B
	905		TON	ASPHALT BINDER FOR PLANT MIX
	5.38		CY	ENDWALLS
	0.9		CY	PIPE COLLARS
	5		CY	FLOWABLE FILL
	9		EA	MASONRY DRAINAGE STRUCTURES
	1		EA	FRAME WITH TWO GRATES, STD 840.24
	8		EA	FRAME WITH TWO GRATES, STD 840.29
	2,950		LF	SHOULDER BERM GUTTER
	40		SY	5" MONOLITHIC CONCRETE ISLANDS (KEYED IN)
	2,975		LF	STEEL BM GUARDRAIL
	10		EA	ADDITIONAL GUARDRAIL POSTS
	4		EA	GUARDRAIL ANCHOR UNITS, TYPE 350
	4		EA	GUARDRAIL ANCHOR UNITS, TYPE B-77

6 EA GENERIC EROSION CONTROL ITEM
CONCRETE WASHOUT STRUCTURE

WALL ITEMS

1,550 SF MSE RETAINING WALL NO ****
(1)
1,825 SF MSE RETAINING WALL NO ****
(2)

STRUCTURE ITEMS

Lump Sum LS REMOVAL OF EXISTING STRUCTURE
AT STATION *****
(31+55.47 -L-)
2 EA PDA TESTING
3,963 SF REINFORCED CONCRETE DECK SLAB
4,600 SF GROOVING BRIDGE FLOORS
49.4 CY CLASS A CONCRETE (BRIDGE)
Lump Sum LS BRIDGE APPROACH SLABS, STATION

(31+55.47 -L-)
6,670 LB REINFORCING STEEL (BRIDGE)
440 LF 54" PRESTRESSED CONCRETE GIR-
DERS
14 EA PILE DRIVING EQUIPMENT SETUP
FOR *** STEEL PILES
(HP 12 X 53)
1,050 LF HP12X53 STEEL PILES
8 EA PILE REDRIVES
221.38 LF CONCRETE BARRIER RAIL
210.92 LF *** CHAIN LINK FENCE
(63")
29.6 SY 4" SLOPE PROTECTION
Lump Sum LS ELASTOMERIC BEARINGS
Lump Sum LS GENERIC STRUCTURE ITEM
ASBESTOS ASSESSMENT

STATE FUNDED PROPOSAL, CONTRACTOR LICENSE REQUIRED TO BID

L170523 010

CONTRACT ID : C203947 46059.3.1

DIV OFFICE GREENSBORO

LENGTH = 0.140 MI

COUNTY : GUILFORD

GRADING, DRAINAGE, PAVING, AND STRUCTURE.

MBE GOAL 1.0% WBE 5.0% COMPLETION DATE : SEE SPECIAL PROVISIONS

BRIDGE #456 OVER BRUSH CREEK ON SR-2136 (FLEMING ROAD).

ROADWAY ITEMS

Lump Sum	LS	MOBILIZATION
Lump Sum	LS	CONSTRUCTION SURVEYING
Lump Sum	LS	BRIDGE APPROACH FILL - SUB REGIONAL TIER, STATION ***** (16+52.50-L-)
Lump Sum	LS	GRADING
1	ACR	SUPPLEMENTARY CLEARING & GRUB-BING
450	CY	UNDERCUT EXCAVATION
70	CY	DRAINAGE DITCH EXCAVATION
300	CY	SELECT GRANULAR MATERIAL
400	SY	GEOTEXTILE FOR SOIL STABILIZATION
29	TON	FOUNDATION CONDITIONING MATERIAL, MINOR STRUCTURES
142	SY	FOUNDATION CONDITIONING GEOTEXTILE
28	LF	15" DRAINAGE PIPE
32	LF	15" RC PIPE CULVERTS, CLASS IV
12	LF	PIPE REMOVAL
1,750	TON	STABILIZER AGGREGATE
790	TON	AGGREGATE BASE COURSE
550	GAL	PRIME COAT
400	SY	INCIDENTAL MILLING
210	TON	ASPHALT CONC BASE COURSE, TYPE B25.0B
260	TON	ASPHALT CONC INTERMEDIATE COURSE, TYPE I19.0B
910	TON	ASPHALT CONC SURFACE COURSE, TYPE S9.5B
80	TON	ASPHALT BINDER FOR PLANT MIX
10	TON	ASPHALT PLANT MIX, PAVEMENT REPAIR
2	EA	MASONRY DRAINAGE STRUCTURES
1.5	LF	MASONRY DRAINAGE STRUCTURES
2	EA	FRAME WITH TWO GRATES, STD 840.29
70	LF	SHOULDER BERM GUTTER
1	EA	ADJUSTMENT OF MANHOLES
100	LF	STEEL BM GUARDRAIL
5	EA	ADDITIONAL GUARDRAIL POSTS
4	EA	GUARDRAIL ANCHOR UNITS, TYPE III
4	EA	GUARDRAIL ANCHOR UNITS, TYPE 350
50	LF	TEMPORARY STEEL BM GUARDRAIL
4	EA	TEMPORARY GUARDRAIL ANCHOR UNITS, TYPE ***** (III)
4	EA	TEMPORARY GUARDRAIL ANCHOR UNITS, TYPE 350
30	TON	RIP RAP, CLASS II
60	TON	RIP RAP, CLASS B
360	SY	GEOTEXTILE FOR DRAINAGE
12	SF	CONTRACTOR FURNISHED, TYPE *** SIGN (D)
11.25	SF	CONTRACTOR FURNISHED, TYPE *** SIGN (E)
88	LF	SUPPORTS, 3-LB STEEL U-CHANNEL
2	EA	SIGN ERECTION, TYPE D
2	EA	SIGN ERECTION, TYPE E
8	EA	DISPOSAL OF SIGN SYSTEM, U-CHANNEL
88	SF	WORK ZONE SIGNS (STATIONARY)
96	SF	WORK ZONE SIGNS (PORTABLE)
36	SF	WORK ZONE SIGNS (BARRICADE MOUNTED)
20	EA	DRUMS
10	EA	CONES
64	LF	BARRICADES (TYPE III)
208	HR	FLAGGER

1,480	LF	THERMOPLASTIC PAVEMENT MARKING LINES (4", 90 MILS)
1,480	LF	THERMOPLASTIC PAVEMENT MARKING LINES (4", 120 MILS)
6,780	LF	PAINT PAVEMENT MARKING LINES (4")
132	LF	4" WATER LINE
494	LF	12" WATER LINE
1,790	LB	DUCTILE IRON WATER PIPE FITTINGS
2	EA	4" VALVE
1	EA	12" VALVE
1	EA	RELOCATE FIRE HYDRANT
1	EA	REMOVE UTILITY MANHOLE
130	LF	TRENCHLESS INSTALLATION OF 12" IN SOIL
130	LF	TRENCHLESS INSTALLATION OF 12" NOT IN SOIL
1	EA	GENERIC UTILITY ITEM PRESSURE RELIEF VALVE MANHOLE
2,450	LF	TEMPORARY SILT FENCE
65	TON	STONE FOR EROSION CONTROL, CLASS A
255	TON	STONE FOR EROSION CONTROL, CLASS B
135	TON	SEDIMENT CONTROL STONE
2	ACR	TEMPORARY MULCHING
200	LB	SEED FOR TEMPORARY SEEDING
2	TON	FERTILIZER FOR TEMPORARY SEEDING
200	LF	TEMPORARY SLOPE DRAINS
300	LF	SAFETY FENCE
440	CY	SILT EXCAVATION
5,200	SY	MATTING FOR EROSION CONTROL
330	SY	COIR FIBER MAT
400	SY	PERMANENT SOIL REINFORCEMENT MAT
370	LF	1/4" HARDWARE CLOTH
90	LF	WATTLE
30	LB	POLYACRYLAMIDE (PAM)
30	LF	COIR FIBER BAFFLE
2	EA	*** SKIMMER (1-1/2")
3	ACR	SEEDING & MULCHING
2	ACR	MOWING
50	LB	SEED FOR REPAIR SEEDING
0.25	TON	FERTILIZER FOR REPAIR SEEDING
75	LB	SEED FOR SUPPLEMENTAL SEEDING
1.75	TON	FERTILIZER TOPDRESSING
10	MHR	SPECIALIZED HAND MOWING
13	EA	RESPONSE FOR EROSION CONTROL
0.8	ACR	REFORESTATION
2	EA	GENERIC EROSION CONTROL ITEM CONCRETE WASHOUT STRUCTURE

STRUCTURE ITEMS

Lump Sum	LS	CONSTRUCTION, MAINTENANCE, & REMOVAL OF TEMP STRUCTURE AT STA ***** (16+52.50-L-)
Lump Sum	LS	CONSTRUCTION, MAINTENANCE, & REMOVAL OF TEMP ACCESS AT STA ***** (16+52.50-L-)
Lump Sum	LS	REMOVAL OF EXISTING STRUCTURE AT STATION ***** (16+52.50-L-)
Lump Sum	LS	UNCLASSIFIED STRUCTURE EXCAVATION AT STATION ***** (16+52.50-L-)
59.6	CY	CLASS A CONCRETE (BRIDGE)
Lump Sum	LS	BRIDGE APPROACH SLABS, STATION ***** (16+52.50-L-)

8,040	LB	REINFORCING STEEL (BRIDGE)
16	EA	PILE DRIVING EQUIPMENT SETUP FOR *** STEEL PILES (HP12 X 53)
880	LF	HP12X53 STEEL PILES
155	LF	TWO BAR METAL RAIL
170	LF	1'-***X ***** CONCRETE PARA- PET (1'-2" X 2'-9 1/2")
155	TON	RIP RAP CLASS II (2'-0" THICK)
175	SY	GEOTEXTILE FOR DRAINAGE
Lump Sum	LS	ELASTOMERIC BEARINGS
1,190	LF	3'-0" X 2'-9" PRESTRESSED CONC BOX BEAMS
Lump Sum	LS	GENERIC STRUCTURE ITEM ASBESTOS ASSESSMENT

STATE FUNDED PROPOSAL, CONTRACTOR LICENSE REQUIRED TO BID

L170523 011

CONTRACT ID : C204017 2017CPT.08.25.10631 DIV OFFICE ABERDEEN

LENGTH = 39.551 MI

COUNTY : MOORE

MILLING, RESURFACING, AND SHOULDER RECONSTRUCTION.

MBE GOAL 3.0% WBE 5.0% COMPLETION DATE : AUG 30 2018

2 SECTIONS OF US-1, 1 SECTION OF US-1 BUS, US-15/501, AND NC-24/27, AND 22 SECTIONS OF SECONDARY ROADS.

ROADWAY ITEMS

Lump Sum	LS	MOBILIZATION
11,068	TON	GENERIC GRADING ITEM AGGREGATE SHOULDER BORROW
82.37	SMI	SHOULDER RECONSTRUCTION
27,975	SY	MILLING ASPHALT PAVEMENT, **** DEPTH (1-1/2")
2,320	SY	MILLING ASPHALT PAVEMENT, **** TO ***** (0" TO 1-1/2")
10,590	SY	INCIDENTAL MILLING
15,785	TON	ASPHALT CONC SURFACE COURSE, TYPE S9.5B
9,110	TON	ASPHALT CONC SURFACE COURSE, TYPE S9.5C
26,715	TON	ASPHALT CONC SURFACE COURSE, TYPE SF9.5A
3,274	TON	ASPHALT BINDER FOR PLANT MIX
6,320	TON	PATCHING EXISTING PAVEMENT
34,809	LF	MILLED RUMBLE STRIPS (ASPHALT CONCRETE)
143,075	SY	GENERIC PAVING ITEM LATEX MOD MICROSURFACING, TYPE II
1	EA	GUARDRAIL ANCHOR UNITS, TYPE 350
2	EA	GUARDRAIL ANCHOR UNITS, TYPE M-350
350	LF	REMOVE & RESET EXISTING GUARD- RAIL
4,632	SF	WORK ZONE ADVANCE/GENERAL WARNING SIGNING
Lump Sum	LS	TEMPORARY TRAFFIC CONTROL
351,512	LF	THERMOPLASTIC PAVEMENT MARKING LINES (4", 90 MILS)
288,052	LF	THERMOPLASTIC PAVEMENT MARKING LINES (4", 120 MILS)
250	LF	THERMOPLASTIC PAVEMENT MARKING LINES (8", 90 MILS)
1,445	LF	THERMOPLASTIC PAVEMENT MARKING LINES (12", 90 MILS)
285	LF	THERMOPLASTIC PAVEMENT MARKING LINES (16", 120 MILS)
1,156	LF	THERMOPLASTIC PAVEMENT MARKING LINES (24", 120 MILS)
60	EA	THERMOPLASTIC PAVEMENT MARKING CHARACTER (120 MILS)
122	EA	THERMOPLASTIC PAVEMENT MARKING SYMBOL (90 MILS)
892	LF	COLD APPLIED PLASTIC PAVEMENT MARKING LINES, TYPE ** (4") (II)
41,084	LF	PAINT PAVEMENT MARKING LINES (4")
134,857	LF	REMOVAL OF PAVEMENT MARKING LINES (4")
680	LF	REMOVAL OF PAVEMENT MARKING LINES (8")
580	LF	REMOVAL OF PAVEMENT MARKING LINES (24")
43	EA	REMOVAL OF PAVEMENT MARKING SYMBOLS & CHARACTERS
300	LF	GENERIC PAVEMENT MARKING ITEM HOT SPRAY THERMOPLASTIC PAVE- MENT MARKING LINES (12", 50MI LS)
133,975	LF	GENERIC PAVEMENT MARKING ITEM HOT SPRAY THERMOPLASTIC PAVE- MENT MARKING LINES (4", 50MIL S)
1,695	EA	PERMANENT RAISED PAVEMENT MARKERS
1,570	EA	SNOWPLOWABLE PAVEMENT MARKERS

STATE FUNDED PROPOSAL, CONTRACTOR LICENSE REQUIRED TO BID

L170523 012

CONTRACT ID : C204030 2017CPT.08.27.10531 DIV OFFICE EDENTON

LENGTH = 18.104 MI

COUNTY : LEE

MILLING, RESURFACING, AND SHOULDER RECONSTRUCTION.

MBE GOAL 3.0% WBE 4.0% COMPLETION DATE : JUN 30 2018

1 SECTION EACH OF US-1, US-1 BUSINESS & NC-42 AND 14 SECTIONS OF SECONDARY ROADS.

ROADWAY ITEMS

Lump Sum	LS	MOBILIZATION
4,362	TON	GENERIC GRADING ITEM AGGREGATE SHOULDER BORROW
30.81	SMI	SHOULDER RECONSTRUCTION
78,330	SY	MILLING ASPHALT PAVEMENT, **** DEPTH (1-1/2")
8,783	SY	INCIDENTAL MILLING
15,415	TON	ASPHALT CONC SURFACE COURSE, TYPE S9.5B
9,260	TON	ASPHALT CONC SURFACE COURSE, TYPE S9.5C
4,245	TON	ASPHALT CONC SURFACE COURSE, TYPE SF9.5A
1,755	TON	ASPHALT BINDER FOR PLANT MIX
6,194	TON	PATCHING EXISTING PAVEMENT
1	EA	ADJUSTMENT OF MANHOLES
4	EA	ADJUSTMENT OF METER BOXES OR VALVE BOXES
2,328	SF	WORK ZONE ADVANCE/GENERAL WARNING SIGNING
Lump Sum	LS	TEMPORARY TRAFFIC CONTROL
54	HR	LAW ENFORCEMENT
141,664	LF	THERMOPLASTIC PAVEMENT MARKING LINES (4", 90 MILS)
122,311	LF	THERMOPLASTIC PAVEMENT MARKING LINES (4", 120 MILS)
70,631	LF	THERMOPLASTIC PAVEMENT MARKING LINES (6", 90 MILS)
8,665	LF	THERMOPLASTIC PAVEMENT MARKING LINES (6", 120 MILS)
45	LF	THERMOPLASTIC PAVEMENT MARKING LINES (8", 120 MILS)
3,956	LF	THERMOPLASTIC PAVEMENT MARKING LINES (12", 90 MILS)
200	LF	THERMOPLASTIC PAVEMENT MARKING LINES (16", 120 MILS)
360	LF	THERMOPLASTIC PAVEMENT MARKING LINES (24", 120 MILS)
16	EA	THERMOPLASTIC PAVEMENT MARKING CHARACTER (120 MILS)
13	EA	THERMOPLASTIC PAVEMENT MARKING SYMBOL (90 MILS)
79,338	LF	PAINT PAVEMENT MARKING LINES (6")
3,896	LF	PAINT PAVEMENT MARKING LINES (12")
760	EA	PERMANENT RAISED PAVEMENT MARKERS
550	EA	SNOWPLOWABLE PAVEMENT MARKERS

STATE FUNDED PROPOSAL, CONTRACTOR LICENSE REQUIRED TO BID

L170523 013

CONTRACT ID : C204029 2017CPT.08.28.10621 DIV OFFICE ABERDEEN

LENGTH = 12.109 MI

COUNTY : MONTGOMERY

MILLING, AND RESURFACING.

MBE GOAL 3.0% WBE 5.0% COMPLETION DATE : JUN 30 2018

2 SECTIONS OF NC-24/27, 1 SECTION OF NC-109, AND 6 SECTIONS OF SECONDARY ROADS.

ROADWAY ITEMS

Lump Sum	LS	MOBILIZATION
2,391	SY	MILLING ASPHALT PAVEMENT, **** DEPTH (1-1/2")
5,850	SY	MILLING ASPHALT PAVEMENT, **** DEPTH (1-1/4")
14,311	SY	MILLING ASPHALT PAVEMENT, **** DEPTH (2-1/2")
1,467	SY	MILLING ASPHALT PAVEMENT, **** DEPTH (3")
2,625	SY	INCIDENTAL MILLING
2,228	TON	ASPHALT CONC INTERMEDIATE COURSE, TYPE I19.0B
4,615	TON	ASPHALT CONC SURFACE COURSE, TYPE S9.5B
9,240	TON	ASPHALT CONC SURFACE COURSE, TYPE SF9.5A
1,003	TON	ASPHALT BINDER FOR PLANT MIX
300	TON	PATCHING EXISTING PAVEMENT
19,515	SY	ASPHALT SURFACE TREATMENT, MAT COAT, **** STONE (78M)
6,831	GAL	EMULSION FOR ASPHALT SURFACE TREATMENT
1	WK	VACUUM TRUCK
10,209	SY	GENERIC PAVING ITEM LATEX MODIFIED MICROSURFACING, TYPE II
2	EA	CONCRETE CURB RAMP
8	EA	ADJUSTMENT OF MANHOLES
8	EA	ADJUSTMENT OF METER BOXES OR VALVE BOXES
1,706	SF	WORK ZONE ADVANCE/GENERAL WARNING SIGNING
Lump Sum	LS	TEMPORARY TRAFFIC CONTROL
80	HR	LAW ENFORCEMENT
117,555	LF	THERMOPLASTIC PAVEMENT MARKING LINES (4", 90 MILS)
123,342	LF	THERMOPLASTIC PAVEMENT MARKING LINES (4", 120 MILS)
75	LF	THERMOPLASTIC PAVEMENT MARKING LINES (8", 120 MILS)
150	LF	THERMOPLASTIC PAVEMENT MARKING LINES (16", 120 MILS)
75	LF	THERMOPLASTIC PAVEMENT MARKING LINES (24", 120 MILS)
6	EA	THERMOPLASTIC PAVEMENT MARKING CHARACTER (120 MILS)
10	EA	THERMOPLASTIC PAVEMENT MARKING SYMBOL (90 MILS)
13,874	LF	PAINT PAVEMENT MARKING LINES (4")
17,055	LF	REMOVAL OF PAVEMENT MARKING LINES (4")
200	LF	REMOVAL OF PAVEMENT MARKING LINES (8")
50	LF	REMOVAL OF PAVEMENT MARKING LINES (24")
4	EA	REMOVAL OF PAVEMENT MARKING SYMBOLS & CHARACTERS
17,055	LF	GENERIC PAVEMENT MARKING ITEM HOT SPRAY THERMOPLASTIC PAVE- MENT MARKING LINES (4", 50MIL)
20	EA	PERMANENT RAISED PAVEMENT MARKERS
437	EA	SNOWPLOWABLE PAVEMENT MARKERS
900	LF	INDUCTIVE LOOP SAWCUT
900	LF	LEAD-IN CABLE (***** (14-2)

STATE FUNDED PROPOSAL, CONTRACTOR LICENSE REQUIRED TO BID

L170523 014

CONTRACT ID : C204028 2017CPT.08.29.10771 DIV OFFICE ABERDEEN

LENGTH = 15.730 MI

COUNTY : RICHMOND

MILLING, RESURFACING, AND SHOULDER RECONSTRUCTION.

MBE GOAL 3.0% WBE 4.0% COMPLETION DATE : JUN 30 2018

1 SECTION OF NC-38, NC-381 AND 7 SECTIONS OF SECONDARY ROADS.

ROADWAY ITEMS

Lump Sum	LS	MOBILIZATION
4,152	TON	GENERIC GRADING ITEM
		AGGREGATE SHOULDER BORROW
29.62	SMI	SHOULDER RECONSTRUCTION
12,667	SY	MILLING ASPHALT PAVEMENT, ****
		DEPTH
		(1-1/2")
1,103	SY	INCIDENTAL MILLING
11,415	TON	ASPHALT CONC SURFACE COURSE,
		TYPE S9.5B
4,295	TON	ASPHALT CONC SURFACE COURSE,
		TYPE SF9.5A
570	TON	ASPHALT CONC SURFACE COURSE,
		TYPE S4.75A
1,011	TON	ASPHALT BINDER FOR PLANT MIX
325	TON	PATCHING EXISTING PAVEMENT
77,269	SY	ASPHALT SURFACE TREATMENT,
		SINGLE SEAL
27,046	GAL	EMULSION FOR ASPHALT SURFACE
		TREATMENT
3	WK	VACUUM TRUCK
1,869	SF	WORK ZONE ADVANCE/GENERAL
		WARNING SIGNING
Lump Sum	LS	TEMPORARY TRAFFIC CONTROL
165,695	LF	THERMOPLASTIC PAVEMENT MARKING
		LINES (4", 90 MILS)
116,228	LF	THERMOPLASTIC PAVEMENT MARKING
		LINES (4", 120 MILS)
20	LF	THERMOPLASTIC PAVEMENT MARKING
		LINES (24", 120 MILS)
18,785	LF	PAINT PAVEMENT MARKING LINES
		(4")
621	EA	PERMANENT RAISED PAVEMENT
		MARKERS
425	EA	SNOWPLOWABLE PAVEMENT MARKERS

STATE FUNDED PROPOSAL, CONTRACTOR LICENSE REQUIRED TO BID

L170523 015

CONTRACT ID : C203940 42341.3.1

DIV OFFICE WINSTON-SALEM

LENGTH = 0.341 MI

COUNTY : DAVIDSON

GRADING, DRAINAGE, PAVING, AND STRUCTURE.

MBE GOAL 1.0% WBE 4.0% COMPLETION DATE : NOV 28 2018

BRIDGE #42 OVER MUDDY CREEK ON SR-1485.

ROADWAY ITEMS

			93	LF	SUPPORTS, 3-LB STEEL U-CHANNEL
			2	EA	SIGN ERECTION, TYPE D
			2	EA	SIGN ERECTION, TYPE E
			9	EA	DISPOSAL OF SIGN SYSTEM, U-CHANNEL
Lump Sum	LS	MOBILIZATION	48	SF	WORK ZONE SIGNS (STATIONARY)
Lump Sum	LS	CONSTRUCTION SURVEYING	96	SF	WORK ZONE SIGNS (PORTABLE)
Lump Sum	LS	BRIDGE APPROACH FILL - SUB REGIONAL TIER, STATION ***** (22+12.00)	36	SF	WORK ZONE SIGNS (BARRICADE MOUNTED)
300	CY	UNDERCUT EXCAVATION	30	EA	DRUMS
1	ACR	SUPPLEMENTARY CLEARING & GRUB-BING	168	LF	BARRICADES (TYPE III)
Lump Sum	LS	GRADING	200	DAY	FLAGGER
13,100	CY	BORROW EXCAVATION	2	EA	TEMPORARY CRASH CUSHIONS
40	CY	DRAINAGE DITCH EXCAVATION	184	LF	PORTABLE CONCRETE BARRIER
300	CY	SELECT GRANULAR MATERIAL	25	EA	TEMPORARY RAISED PAVEMENT MARKERS
700	SY	GEOTEXTILE FOR SOIL STABILIZATION	3,295	LF	THERMOPLASTIC PAVEMENT MARKING LINES (4", 90 MILS)
148	SF	TEMPORARY SHORING	3,295	LF	THERMOPLASTIC PAVEMENT MARKING LINES (4", 120 MILS)
40	TON	FOUNDATION CONDITIONING MATERIAL, MINOR STRUCTURES	611	LF	COLD APPLIED PLASTIC PAVEMENT MARKING LINES, TYPE ** (4") (II)
100	SY	FOUNDATION CONDITIONING GEOTEXTILE	612	LF	COLD APPLIED PLASTIC PAVEMENT MARKING LINES, TYPE ** (4") (IV)
20	LF	15" DRAINAGE PIPE	14,280	LF	PAINT PAVEMENT MARKING LINES (4")
2	EA	*** DRAINAGE PIPE ELBOWS (15")	3,900	LF	TEMPORARY SILT FENCE
80	LF	15" SIDE DRAIN PIPE	195	TON	STONE FOR EROSION CONTROL, CLASS A
196	LF	24" RC PIPE CULVERTS, CLASS III	510	TON	STONE FOR EROSION CONTROL, CLASS B
133	LF	PIPE REMOVAL	475	TON	SEDIMENT CONTROL STONE
1	EA	PIPE CLEAN-OUT	2	ACR	TEMPORARY MULCHING
100	CY	SHALLOW UNDERCUT	200	LB	SEED FOR TEMPORARY SEEDING
200	TON	CLASS IV SUBGRADE STABILIZATION	2	TON	FERTILIZER FOR TEMPORARY SEEDING
133	TON	AGGREGATE BASE COURSE	345	LF	TEMPORARY SLOPE DRAINS
100	TON	INCIDENTAL STONE BASE	400	LF	SAFETY FENCE
200	SY	INCIDENTAL MILLING	920	CY	SILT EXCAVATION
1,173	TON	ASPHALT CONC BASE COURSE, TYPE B25.0B	2,250	SY	MATTING FOR EROSION CONTROL
866	TON	ASPHALT CONC INTERMEDIATE COURSE, TYPE I19.0B	250	SY	COIR FIBER MAT
1,032	TON	ASPHALT CONC SURFACE COURSE, TYPE S9.5B	625	SY	PERMANENT SOIL REINFORCEMENT MAT
160	TON	ASPHALT BINDER FOR PLANT MIX	825	LF	1/4" HARDWARE CLOTH
10	TON	ASPHALT PLANT MIX, PAVEMENT REPAIR	6	EA	SPECIAL STILLING BASINS
9	EA	RIGHT OF WAY MARKERS	450	LF	WATTLE
24	CY	SUBDRAIN EXCAVATION	195	LB	POLYACRYLAMIDE (PAM)
100	SY	GEOTEXTILE FOR SUBSURFACE DRAINS	320	LF	COIR FIBER BAFFLE
18	CY	SUBDRAIN COARSE AGGREGATE	3	EA	*** SKIMMER (1-1/2")
100	LF	6" PERFORATED SUBDRAIN PIPE	2	ACR	SEEDING & MULCHING
1	EA	SUBDRAIN PIPE OUTLET	1	ACR	MOWING
6	LF	6" OUTLET PIPE	50	LB	SEED FOR REPAIR SEEDING
1	EA	MASONRY DRAINAGE STRUCTURES	0.25	TON	FERTILIZER FOR REPAIR SEEDING
1	EA	FRAME WITH TWO GRATES, STD 840.29	75	LB	SEED FOR SUPPLEMENTAL SEEDING
29	LF	SHOULDER BERM GUTTER	2	TON	FERTILIZER TOPDRESSING
450	LF	STEEL BM GUARDRAIL	10	MHR	SPECIALIZED HAND MOWING
5	EA	ADDITIONAL GUARDRAIL POSTS	15	EA	RESPONSE FOR EROSION CONTROL
4	EA	GUARDRAIL ANCHOR UNITS, TYPE III	2	EA	GENERIC EROSION CONTROL ITEM CONCRETE WASHOUT STRUCTURE
6	EA	GUARDRAIL ANCHOR UNITS, TYPE 350			
124	LF	REMOVE EXISTING GUARDRAIL			
2	EA	TEMPORARY GUARDRAIL ANCHOR UNITS, TYPE ***** (W-BEAM)			
15	TON	RIP RAP, CLASS II			
24	TON	RIP RAP, CLASS B	Lump Sum	LS	CONSTRUCTION, MAINTENANCE, & REMOVAL OF TEMP ACCESS AT STA ***** (22+12.00-L-)
945	SY	GEOTEXTILE FOR DRAINAGE	Lump Sum	LS	REMOVAL OF EXISTING STRUCTURE AT STATION ***** (22+12.00-L-)
1	EA	PREFORMED SCOUR HOLES WITH LEVEL SPREADER APRON	55	LF	3'-0" DIA DRILLED PIERS IN SOIL
12	SF	CONTRACTOR FURNISHED, TYPE *** SIGN (D)			
9	SF	CONTRACTOR FURNISHED, TYPE *** SIGN (E)			

STRUCTURE ITEMS

23	LF	3'-0" DIA DRILLED PIERS NOT IN SOIL
36	LF	PERMANENT STEEL CASING FOR 3'-0" DIA DRILLED PIER
3	EA	SID INSPECTIONS
1	EA	SPT TESTING
1	EA	CSL TESTING
Lump Sum	LS	UNCLASSIFIED STRUCTURE EXCAVATION AT STATION ***** (22+12.00-L-)
5,480	SF	CONCRETE WEARING SURFACE
5,751	SF	GROOVING BRIDGE FLOORS
84.4	CY	CLASS A CONCRETE (BRIDGE)
Lump Sum	LS	BRIDGE APPROACH SLABS, STATION ***** (22+12.00-L-)
19,961	LB	REINFORCING STEEL (BRIDGE)
1,877	LB	SPIRAL COLUMN REINFORCING STEEL (BRIDGE)
14	EA	PILE DRIVING EQUIPMENT SETUP FOR *** STEEL PILES (HP12 X 53)
280	LF	HP12X53 STEEL PILES
284.4	LF	TWO BAR METAL RAIL
300	LF	1'-***"X *****" CONCRETE PARAPET (1'-2" X 2'-11 1/2")
600	TON	RIP RAP CLASS II (2'-0" THICK)
665	SY	GEOTEXTILE FOR DRAINAGE
Lump Sum	LS	ELASTOMERIC BEARINGS
1,950	LF	3'-0" X 2'-9" PRESTRESSED CONC BOX BEAMS
Lump Sum	LS	GENERIC STRUCTURE ITEM ASBESTOS ASSESSMENT

FEDERAL AID PROPOSAL, CONTRACTOR LICENSE NOT REQUIRED TO BID

L170523 016

CONTRACT ID : C203672 46136.3.3

DIV OFFICE WINSTON-SALEM

LENGTH = 7.325 MI

COUNTY : ROWAN

GRADING, DRAINAGE, PAVING, SIGNAL AND CULVERTS.

DBE GOAL 10.0% COMPLETION DATE : NOV 28 2019

SR-1221 (OLD BEATTY FORD RD) FROM SR-1337 (LENTZ RD) TO SR-2335 (LOWER STONE CHURCH RD).

ROADWAY ITEMS					
			12	CY	ENDWALLS
			29.8	CY	REINFORCED ENDWALLS
			0.952	CY	PIPE COLLARS
			18	EA	MASONRY DRAINAGE STRUCTURES
			3.6	LF	MASONRY DRAINAGE STRUCTURES
Lump Sum	LS	MOBILIZATION	1	EA	FRAME WITH TWO GRATES, STD
Lump Sum	LS	CONSTRUCTION SURVEYING			840.16
Lump Sum	LS	GRADING	17	EA	FRAME WITH TWO GRATES, STD
	1	ACR			840.24
					840.16
	4,100	CY	60	LF	***X*** CONCRETE CURB
	50	SY			(8" x 18")
	850	CY	440	LF	2'-6" CONCRETE CURB & GUTTER
	50	CY	116	LF	SHOULDER BERM GUTTER
	4,100	CY	7,190	SY	6" CONCRETE DRIVEWAY
	13,870	SY	2,925	LF	STEEL BM GUARDRAIL
			150	LF	STEEL BM GUARDRAIL, SHOP
	100	TON			CURVED
			10	EA	ADDITIONAL GUARDRAIL POSTS
			4	EA	GUARDRAIL ANCHOR UNITS, TYPE
	1,050	TON			AT-1
			28	EA	GUARDRAIL ANCHOR UNITS, TYPE
	3,280	SY			350
			4	EA	GUARDRAIL ANCHOR UNITS, TYPE
	1,128	LF			B-77
	460	LF	190	LF	REMOVE EXISTING GUARDRAIL
	2	EA	340	TON	RIP RAP, CLASS I
			125	TON	RIP RAP, CLASS II
	4,916	LF	295	TON	RIP RAP, CLASS B
	366	LF	3,310	SY	GEOTEXTILE FOR DRAINAGE
	28	LF	1,827	LF	SUPPORTS, 3-LB STEEL U-CHANNEL
	100	LF	2	EA	SIGN ERECTION, TYPE D
			133	EA	SIGN ERECTION, TYPE E
			76	EA	DISPOSAL OF SIGN SYSTEM, U-
	892	LF			CHANNEL
			2,147	SF	WORK ZONE SIGNS (STATIONARY)
			256	SF	WORK ZONE SIGNS (PORTABLE)
	408	LF	478	SF	WORK ZONE SIGNS (BARRICADE
					MOUNTED)
	64	LF	4	EA	PORTABLE CHANGEABLE MESSAGE
					SIGN
			214	EA	DRUMS
	492	LF	70	EA	CONES
			392	LF	BARRICADES (TYPE III)
	8	LF	160	HR	FLAGGER
			473	DAY	FLAGGER
	92	LF	40	HR	LAW ENFORCEMENT
			100	EA	SKINNY DRUM
	60	LF	524	EA	TEMPORARY RAISED PAVEMENT
					MARKERS
	60	LF	228	LF	THERMOPLASTIC PAVEMENT MARKING
					LINES (24", 120 MILS)
	52	LF	2	EA	THERMOPLASTIC PAVEMENT MARKING
					CHARACTER (120 MILS)
	8	LF	1	EA	THERMOPLASTIC PAVEMENT MARKING
					SYMBOL (90 MILS)
	440	LF	579,754	LF	PAINT PAVEMENT MARKING LINES
	136	LF			(4")
	148	LF	870	LF	PAINT PAVEMENT MARKING LINES
	6,706	LF			(24")
	4,435	CY	3	EA	PAINT PAVEMENT MARKING SYMBOL
	8,465	TON	149,912	LF	POLYUREA PAVEMENT MARKING
					LINES (4", *****)
					(HIGHLY REFLECTIVE ELEMENTS)
	500	TON	2	EA	PERMANENT RAISED PAVEMENT
	20,000	TON			MARKERS
	78,400	SY	433	EA	SNOWPLOWABLE PAVEMENT MARKERS
			45,200	LF	TEMPORARY SILT FENCE
			1,620	TON	STONE FOR EROSION CONTROL,
	2,350	SY			CLASS A
	16,150	TON	12,095	TON	STONE FOR EROSION CONTROL,
					CLASS B
	25,450	TON	3,460	TON	SEDIMENT CONTROL STONE
			102	ACR	TEMPORARY MULCHING
	19,000	TON	4,900	LB	SEED FOR TEMPORARY SEEDING
			26.5	TON	FERTILIZER FOR TEMPORARY SEED-
	3,075	TON			ING
	750	TON	560	LF	TEMPORARY SLOPE DRAINS
	196	EA			RIGHT OF WAY MARKERS

6,400	LF	SAFETY FENCE
11,430	CY	SILT EXCAVATION
126,300	SY	MATTING FOR EROSION CONTROL
270	SY	COIR FIBER MAT
16,900	SY	PERMANENT SOIL REINFORCEMENT MAT
1,600	LF	1/4" HARDWARE CLOTH
430	LF	*** TEMPORARY PIPE (24")
130	SY	FLOATING TURBIDITY CURTAIN
550	CY	STILLING BASINS
3	EA	SPECIAL STILLING BASINS
3,100	LF	COIR FIBER WATTLE
3,710	LB	POLYACRYLAMIDE (PAM)
2,610	LF	COIR FIBER BAFFLE
22	EA	*** SKIMMER (1-1/2")
50	ACR	SEEDING & MULCHING
40	ACR	MOWING
1,050	LB	SEED FOR REPAIR SEEDING
2.75	TON	FERTILIZER FOR REPAIR SEEDING
1,650	LB	SEED FOR SUPPLEMENTAL SEEDING
49.25	TON	FERTILIZER TOPDRESSING
300	LF	IMPERVIOUS DIKE
50	MHR	SPECIALIZED HAND MOWING
100	EA	RESPONSE FOR EROSION CONTROL
0.2	ACR	REFORESTATION
12	EA	GENERIC EROSION CONTROL ITEM CONCRETE WASHOUT STRUCTURE
450	LF	SIGNAL CABLE
8	EA	VEHICLE SIGNAL HEAD (12", 1 SECTION)
100	LF	MESSENGER CABLE (3/8")
2	EA	WOOD POLE
2	EA	GUY ASSEMBLY
1	EA	1" RISER WITH WEATHERHEAD
1	EA	2" RISER WITH WEATHERHEAD
4	EA	SIGN FOR SIGNALS
1	EA	BEACON CONTROLLER ASSEMBLY & CABINET (*****) (F1)

CULVERT ITEMS

Lump Sum	LS	CULVERT EXCAVATION, STA ***** (179+65.00-L-)
Lump Sum	LS	CULVERT EXCAVATION, STA ***** (349+71.00-L-)
Lump Sum	LS	CULVERT EXCAVATION, STA ***** (398+18.00-L-)
215	TON	FOUNDATION CONDITIONING MATERIAL, BOX CULVERT
267.7	CY	CLASS A CONCRETE (CULVERT)
35,962	LB	REINFORCING STEEL (CULVERT)
Lump Sum	LS	GENERIC CULVERT ITEM PLACEMENT OF NATURAL STREAM BED MATERIAL

FEDERAL AID PROPOSAL, CONTRACTOR LICENSE NOT REQUIRED TO BID

L170523 017

CONTRACT ID : C203867 52024.3.3

DIV OFFICE ALBEMARLE

LENGTH = 3.630 MI

COUNTY : MECKLENBURG

PAVEMENT AND BRIDGE REHABILITATION.

DBE GOAL 3.0% COMPLETION DATE : JUL 01 2019

I-277 FROM I-77 TO 10TH STREET.

ROADWAY ITEMS

Lump Sum	LS	MOBILIZATION
57.5	CY	UNDERCUT EXCAVATION
30	CY	BORROW EXCAVATION
237	SY	GEOTEXTILE FOR SOIL STABILIZATION
94.5	TON	SELECT MATERIAL, CLASS ***** (IV)
26	TON	#57 STONE
20	TON	INCIDENTAL STONE BASE
0.3	SMI	SHOULDER RECONSTRUCTION
1,358	SY	MILLING ASPHALT PAVEMENT, ***** DEPTH (1-1/2")
13,051	SY	MILLING ASPHALT PAVEMENT, ***** DEPTH (2")
3,340	SY	MILLING ASPHALT PAVEMENT, ***** DEPTH (3")
1,667	TON	ASPHALT CONC SURFACE COURSE, TYPE S9.5C
616	TON	ASPHALT CONC SURFACE COURSE, TYPE S9.5D
97	TON	ASPHALT BINDER FOR PLANT MIX
35	TON	POLYMER MODIFIED ASPHALT BINDER FOR PLANT MIX
57,993.2	LB	SEALING EXISTING PAVEMENT CRACKS & JOINTS
66	TON	PATCHING EXISTING PAVEMENT
47,360	SY	ASPHALT SURFACE TREATMENT, FOG SEAL
12,100	LF	MILLED RUMBLE STRIPS (ASPHALT CONCRETE)
5,074	LF	GENERIC PAVING ITEM SEALING EXISTING CONCRETE PAVEMENT JOINTS
300	GAL	GENERIC PAVING ITEM FOAM INSTALLATION SOIL STABILIZATION
50	GAL	GENERIC PAVING ITEM STRUCTURAL FOAM VOID FILL / STABILIZATION
3,298	SY	GENERIC PAVING ITEM REPAIR OF JOINTED CONCRETE PAVEMENT SLABS
383	SY	GENERIC PAVING ITEM UBWC REMOVAL
400	LB	GENERIC PAVING ITEM SLAB LEVELING, UNDERSEALING & VOID FILLING
166	SF	WORK ZONE SIGNS (STATIONARY)
3,676	SF	WORK ZONE SIGNS (PORTABLE)
589	SF	WORK ZONE SIGNS (BARRICADE MOUNTED)
9	EA	FLASHING ARROW BOARD
10	EA	PORTABLE CHANGEABLE MESSAGE SIGN
150	DAY	PORTABLE CHANGEABLE MESSAGE SIGN (SHORT TERM)
554	EA	DRUMS
48	EA	CONES
535	LF	BARRICADES (TYPE III)
20	DAY	FLAGGER
9	EA	TEMPORARY CRASH CUSHIONS
9	EA	RESET TEMPORARY CRASH CUSHION
6	EA	TMA
3,625	LF	PORTABLE CONCRETE BARRIER
900	LF	PORTABLE CONCRETE BARRIER (ANCHORED)
16,108	LF	RESET PORTABLE CONCRETE BARRIER
3,218	LF	RESET PORTABLE CONCRETE BARRIER (ANCHORED)
552	HR	LAW ENFORCEMENT
322	EA	SKINNY DRUM

100	LF	THERMOPLASTIC PAVEMENT MARKING LINES (4", 120 MILS)
1,000	LF	THERMOPLASTIC PAVEMENT MARKING LINES (6", 90 MILS)
300	LF	THERMOPLASTIC PAVEMENT MARKING LINES (6", 120 MILS)
300	LF	THERMOPLASTIC PAVEMENT MARKING LINES (8", 120 MILS)
750	LF	THERMOPLASTIC PAVEMENT MARKING LINES (12", 90 MILS)
28	LF	THERMOPLASTIC PAVEMENT MARKING LINES (24", 120 MILS)
12	EA	THERMOPLASTIC PAVEMENT MARKING CHARACTER (120 MILS)
10	EA	THERMOPLASTIC PAVEMENT MARKING SYMBOL (90 MILS)
116	EA	HEATED-IN-PLACE THERMOPLASTIC PAVEMENT MARKING CHARACTER (120 MILS)
149	EA	HEATED-IN-PLACE THERMOPLASTIC PAVEMENT MARKING SYMBOL (90 MILS)
24,326	LF	COLD APPLIED PLASTIC PAVEMENT MARKING LINES, TYPE ** (6") (II)
48,527	LF	COLD APPLIED PLASTIC PAVEMENT MARKING LINES, TYPE ** (6") (IV)
35,585	LF	PAINT PAVEMENT MARKING LINES (6")
1,600	LF	PAINT PAVEMENT MARKING LINES (8")
98,982	LF	POLYUREA PAVEMENT MARKING LINES (6", ******) (HIGHLY REFLECTIVE ELEMENTS)
21,972	LF	POLYUREA PAVEMENT MARKING LINES (12", ******) (HIGHLY REFLECTIVE ELEMENTS)
173,507	LF	REMOVAL OF PAVEMENT MARKING LINES (6")
22,225	LF	REMOVAL OF PAVEMENT MARKING LINES (12")
261	EA	REMOVAL OF PAVEMENT MARKING SYMBOLS & CHARACTERS
24,317	LF	GENERIC PAVEMENT MARKING ITEM REMOVAL OF PAVEMENT MARKING LINES (9")
175	EA	GENERIC PAVEMENT MARKING ITEM REMOVE & REPLACE SNOWPLOWABLE MARKERS
1,371	EA	GENERIC PAVEMENT MARKING ITEM REPLACE SNOWPLOWABLE PAVEMENT MARKER REFLECTOR
247	EA	SNOWPLOWABLE PAVEMENT MARKERS
Lump Sum	LS	PORTABLE LIGHTING
393	LF	TEMPORARY SILT FENCE
36	TON	STONE FOR EROSION CONTROL, CLASS B
22	TON	SEDIMENT CONTROL STONE
110	LF	WATTLE
6	LB	POLYACRYLAMIDE (PAM)

STRUCTURE ITEMS

60,515	SF	GROOVING BRIDGE FLOORS
Lump Sum	LS	POLLUTION CONTROL
17	SY	CLASS II, SURFACE PREPARATION
17	SY	CLASS III, SURFACE PREPARATION
329.5	CF	CONCRETE REPAIRS
1,427.4	CF	SHOTCRETE REPAIRS
547.7	LF	EPOXY RESIN INJECTION
Lump Sum	LS	FOAM JOINT SEALS
Lump Sum	LS	GENERIC STRUCTURE ITEM CLEANING & PAINTING EXISTING WEATHERING STEEL BR NO 448

			Lump Sum	LS	GENERIC STRUCTURE ITEM PAINTING CONTAINMENT FOR BRIDGE NO 478	
Lump Sum	LS	GENERIC STRUCTURE ITEM CLEANING & PAINTING EXISTING WEATHERING STEEL BR NO 449	Lump Sum	LS	GENERIC STRUCTURE ITEM PAINTING CONTAINMENT FOR BRIDGE NO 479	
Lump Sum	LS	GENERIC STRUCTURE ITEM CLEANING & PAINTING EXISTING WEATHERING STEEL BR NO 450	Lump Sum	LS	GENERIC STRUCTURE ITEM PAINTING CONTAINMENT FOR BRIDGE NO 487	
Lump Sum	LS	GENERIC STRUCTURE ITEM CLEANING & PAINTING EXISTING WEATHERING STEEL BR NO 451	Lump Sum	LS	GENERIC STRUCTURE ITEM PAINTING CONTAINMENT FOR BRIDGE NO 488	
Lump Sum	LS	GENERIC STRUCTURE ITEM CLEANING & PAINTING EXISTING WEATHERING STEEL BR NO 478	Lump Sum	LS	GENERIC STRUCTURE ITEM PAINTING CONTAINMENT FOR BRIDGE NO 507	
Lump Sum	LS	GENERIC STRUCTURE ITEM CLEANING & PAINTING EXISTING WEATHERING STEEL BR NO 479	Lump Sum	LS	GENERIC STRUCTURE ITEM PAINTING CONTAINMENT FOR BRIDGE NO 508	
Lump Sum	LS	GENERIC STRUCTURE ITEM CLEANING & PAINTING EXISTING WEATHERING STEEL BR NO 487	Lump Sum	LS	GENERIC STRUCTURE ITEM PAINTING CONTAINMENT FOR BRIDGE NO 509	
Lump Sum	LS	GENERIC STRUCTURE ITEM CLEANING & PAINTING EXISTING WEATHERING STEEL BR NO 488	Lump Sum	LS	GENERIC STRUCTURE ITEM PAINTING CONTAINMENT FOR BRIDGE NO 510	
Lump Sum	LS	GENERIC STRUCTURE ITEM CLEANING & PAINTING EXISTING WEATHERING STEEL BR NO 505	Lump Sum	LS	GENERIC STRUCTURE ITEM PAINTING CONTAINMENT FOR BRIDGE NO 522	
Lump Sum	LS	GENERIC STRUCTURE ITEM CLEANING & PAINTING EXISTING WEATHERING STEEL BR NO 506	Lump Sum	LS	GENERIC STRUCTURE ITEM PAINTING CONTAINMENT FOR BRIDGE NO 78	
Lump Sum	LS	GENERIC STRUCTURE ITEM CLEANING & PAINTING EXISTING WEATHERING STEEL BR NO 507	Lump Sum	LS	GENERIC STRUCTURE ITEM VOLUMERIC MIXER	
Lump Sum	LS	GENERIC STRUCTURE ITEM CLEANING & PAINTING EXISTING WEATHERING STEEL BR NO 508	95.5	LF	GENERIC STRUCTURE ITEM REMOVE AND REPLACE EXPANSION JOINT SEAL	
Lump Sum	LS	GENERIC STRUCTURE ITEM CLEANING & PAINTING EXISTING WEATHERING STEEL BR NO 509	276	CY	GENERIC STRUCTURE ITEM LATEX MODIFIED CONCRETE-VES	
Lump Sum	LS	GENERIC STRUCTURE ITEM CLEANING & PAINTING EXISTING WEATHERING STEEL BR NO 510	1,736.6	CF	GENERIC STRUCTURE ITEM ELASTOMERIC CONCRETE	
Lump Sum	LS	GENERIC STRUCTURE ITEM CLEANING & PAINTING EXISTING WEATHERING STEEL BR NO 522	6,498.8	SF	GENERIC STRUCTURE ITEM BRIDGE JOINT DEMOLITION	
Lump Sum	LS	GENERIC STRUCTURE ITEM CLEANING & PAINTING OF BRIDGE NO 118	301.3	SF	GENERIC STRUCTURE ITEM CONCRETE DECK REPAIR FOR EPOXY OVERLAY	
Lump Sum	LS	GENERIC STRUCTURE ITEM CLEANING & PAINTING OF BRIDGE NO 315	18,949	SF	GENERIC STRUCTURE ITEM EPOXY COATING	
Lump Sum	LS	GENERIC STRUCTURE ITEM CLEANING & PAINTING OF BRIDGE NO 316	223,087	SF	GENERIC STRUCTURE ITEM EPOXY OVERLAY SYSTEM-MECHANICALLY DISTRIBUTED	
Lump Sum	LS	GENERIC STRUCTURE ITEM CLEANING & PAINTING OF BRIDGE NO 452	4,978.5	SY	GENERIC STRUCTURE ITEM HYDRO-DEMOLITION OF BRIDGE DECK	
Lump Sum	LS	GENERIC STRUCTURE ITEM CLEANING & PAINTING OF BRIDGE NO 47	6,568	SY	GENERIC STRUCTURE ITEM PLACING & FINISHING OF LATEX MODIFIED CONCRETE OVERLAY-VES	
Lump Sum	LS	GENERIC STRUCTURE ITEM CLEANING & PAINTING OF BRIDGE NO 78	4,978.5	SY	GENERIC STRUCTURE ITEM SCARIFYING BRIDGE DECK	
Lump Sum	LS	GENERIC STRUCTURE ITEM PAINTING CONTAINMENT FOR BRIDGE NO 505	1	EA	GENERIC STRUCTURE ITEM STEEL KEEPER ANGLE ASSEMBLY BRIDGE NO 478	
Lump Sum	LS	GENERIC STRUCTURE ITEM PAINTING CONTAINMENT FOR BRIDGE NO 506	1	EA	GENERIC STRUCTURE ITEM STEEL KEEPER ANGLE ASSEMBLY BRIDGE NO 488	
Lump Sum	LS	GENERIC STRUCTURE ITEM PAINTING CONTAINMENT FOR BRIDGE NO 118				
Lump Sum	LS	GENERIC STRUCTURE ITEM PAINTING CONTAINMENT FOR BRIDGE NO 315				
Lump Sum	LS	GENERIC STRUCTURE ITEM PAINTING CONTAINMENT FOR BRIDGE NO 316				
Lump Sum	LS	GENERIC STRUCTURE ITEM PAINTING CONTAINMENT FOR BRIDGE NO 448				
Lump Sum	LS	GENERIC STRUCTURE ITEM PAINTING CONTAINMENT FOR BRIDGE NO 449				
Lump Sum	LS	GENERIC STRUCTURE ITEM PAINTING CONTAINMENT FOR BRIDGE NO 450				
Lump Sum	LS	GENERIC STRUCTURE ITEM PAINTING CONTAINMENT FOR BRIDGE NO 451				
Lump Sum	LS	GENERIC STRUCTURE ITEM PAINTING CONTAINMENT FOR BRIDGE NO 452				
Lump Sum	LS	GENERIC STRUCTURE ITEM PAINTING CONTAINMENT FOR BRIDGE NO 47				

FEDERAL AID PROPOSAL, CONTRACTOR LICENSE NOT REQUIRED TO BID

L170523 018

CONTRACT ID : C203831 37649.3.3

DIV OFFICE SHELBY

LENGTH = 1.370 MI

COUNTY : GASTON

GRADING, DRAINAGE, PAVING, CULVERT, AND SIGNALS.

DBE GOAL 10.0% COMPLETION DATE : DEC 28 2020

NC-273 (SOUTH MAIN STREET) FROM TUSKAGEE ROAD AT BEATTY DRIVE TO HIGHLAND STREET AT A&E DRIVE IN MOUNT HOLLY.

ROADWAY ITEMS				
		500	TON	STABILIZER AGGREGATE
		9,528	SY	GEOTEXTILE FOR PAVEMENT STA- BILIZATION
		1,000	TON	INCIDENTAL STONE BASE
		35,000	SY	MILLING ASPHALT PAVEMENT, **** DEPTH (2-1/2")
		250	SY	INCIDENTAL MILLING
		16,400	TON	ASPHALT CONC BASE COURSE, TYPE B25.0B
		16,900	TON	ASPHALT CONC INTERMEDIATE COURSE, TYPE I19.0B
		10,900	TON	ASPHALT CONC SURFACE COURSE, TYPE S9.5B
		250	TON	ASPHALT CONC SURFACE COURSE, TYPE SF9.5A
		2,205	TON	ASPHALT BINDER FOR PLANT MIX
		500	TON	ASPHALT PLANT MIX, PAVEMENT REPAIR
		225	CY	SUBDRAIN EXCAVATION
		170	CY	SUBDRAIN FINE AGGREGATE
		1,000	LF	6" PERFORATED SUBDRAIN PIPE
		2	EA	SUBDRAIN PIPE OUTLET
		12	LF	6" OUTLET PIPE
		15	TON	BLOTTING SAND
		13	CY	ENDWALLS
		16	CY	REINFORCED ENDWALLS
		5	CY	PIPE COLLARS
		48	CY	FLOWABLE FILL
		139	EA	MASONRY DRAINAGE STRUCTURES
		36	CY	MASONRY DRAINAGE STRUCTURES
		80	LF	MASONRY DRAINAGE STRUCTURES
		30	EA	FRAME WITH TWO GRATES, STD 840.16
		8	EA	FRAME WITH TWO GRATES, STD 840.24
		13	EA	FRAME WITH GRATE & HOOD, STD 840.03, TYPE ** (E)
		41	EA	FRAME WITH GRATE & HOOD, STD 840.03, TYPE ** (F)
		40	EA	FRAME WITH GRATE & HOOD, STD 840.03, TYPE ** (G)
		13	EA	FRAME WITH COVER, STD 840.54
		8	EA	CONCRETE TRANSITIONAL SECTION FOR CATCH BASIN
		10	EA	CONCRETE TRANSITIONAL SECTION FOR DROP INLET
		1	EA	*** SLUICE GATE (36")
		1	EA	*** SLUICE GATE (42")
		1	EA	GENERIC DRAINAGE ITEM ENERGY DISSIPATOR BASIN
		5,500	LF	1'-6" CONCRETE CURB & GUTTER
		15,700	LF	2'-6" CONCRETE CURB & GUTTER
		8,350	SY	4" CONCRETE SIDEWALK
		89	EA	CONCRETE CURB RAMP
		510	SY	6" CONCRETE DRIVEWAY
		33	SY	4" CONCRETE PAVED DITCH
		2,200	SY	5" MONOLITHIC CONCRETE ISLANDS (KEYED IN)
		1	EA	ADJUSTMENT OF CATCH BASINS
		2	EA	CONVERT EXISTING CATCH BASIN TO JUNCTION BOX
		2	EA	CONVERT EXISTING DROP INLET TO JUNCTION BOX
		1	EA	CONVERT EXISTING JUNCTION BOX TO DROP INLET
		2,600	LF	STEEL BM GUARDRAIL
		250	LF	STEEL BM GUARDRAIL, SHOP CURVED
		10	EA	ADDITIONAL GUARDRAIL POSTS
		7	EA	GUARDRAIL ANCHOR UNITS, TYPE ***** (350 TL-2)
Lump Sum	LS			MOBILIZATION
Lump Sum	LS			CONSTRUCTION SURVEYING
Lump Sum	LS			CLEARING & GRUBBING . ACRE(S)
	1	ACR		SUPPLEMENTARY CLEARING & GRUB- BING
	17,100	CY		UNCLASSIFIED EXCAVATION
	1,500	CY		UNDERCUT EXCAVATION
	89,000	CY		BORROW EXCAVATION
	1,130	CY		DRAINAGE DITCH EXCAVATION
	8,500	SY		REMOVAL OF EXISTING ASPHALT PAVEMENT
	12	HR		PROOF ROLLING
	1,500	CY		SELECT GRANULAR MATERIAL
	6,600	SY		GEOTEXTILE FOR SOIL STABILIZA- TION
	3,700	SF		TEMPORARY SHORING
	50	TON		GENERIC GRADING ITEM HAULING & DISPOSAL OF PETRO- LEUM CONTAMINATED SOIL
	1,578	TON		FOUNDATION CONDITIONING MATE- RIAL, MINOR STRUCTURES
	6,023	SY		FOUNDATION CONDITIONING GEO- TEXTILE
	624	LF		15" DRAINAGE PIPE
	364	LF		24" DRAINAGE PIPE
	428	LF		36" DRAINAGE PIPE
	52	LF		42" DRAINAGE PIPE
	1,712	LF		15" RC PIPE CULVERTS, CLASS III
	748	LF		18" RC PIPE CULVERTS, CLASS III
	256	LF		24" RC PIPE CULVERTS, CLASS III
	24	LF		30" RC PIPE CULVERTS, CLASS III
	72	LF		36" RC PIPE CULVERTS, CLASS III
	36	LF		42" RC PIPE CULVERTS, CLASS III
	144	LF		54" RC PIPE CULVERTS, CLASS III
	72	LF		72" RC PIPE CULVERTS, CLASS III
	3,468	LF		15" RC PIPE CULVERTS, CLASS IV
	1,116	LF		18" RC PIPE CULVERTS, CLASS IV
	1,344	LF		24" RC PIPE CULVERTS, CLASS IV
	462	LF		30" RC PIPE CULVERTS, CLASS IV
	344	LF		36" RC PIPE CULVERTS, CLASS IV
	172	LF		42" RC PIPE CULVERTS, CLASS IV
	48	LF		*** CS PIPE CULVERTS, ***** THICK (42", 0.109")
	500	LF		*** CS PIPE CULVERTS, ***** THICK (60", 0.138")
	144	LF		15" CS PIPE CULVERTS, 0.064" THICK
	120	LF		18" CS PIPE CULVERTS, 0.064" THICK
	48	LF		30" CS PIPE CULVERTS, 0.079" THICK
	2	EA		*** CS PIPE ELBOWS, ***** THICK (15", 0.064")
	44	LF		*** WELDED STEEL PIPE, ***** THICK, GRADE B IN SOIL (72", 1")
	44	LF		*** WELDED STEEL PIPE, ***** THICK, GRADE B NOT IN SOIL (72", 1")
	3,440	LF		PIPE REMOVAL
Lump Sum	LS			FINE GRADING
	1,500	CY		SHALLOW UNDERCUT
	3,000	TON		CLASS IV SUBGRADE STABILIZA- TION

			996	LF	2" WATER LINE
			632	LF	6" WATER LINE
			1,744	LF	8" WATER LINE
			324	LF	12" WATER LINE
			117	LF	16" WATER LINE
			16,020	LB	DUCTILE IRON WATER PIPE FITTINGS
			3	EA	2" VALVE
			3	EA	6" VALVE
			5	EA	8" VALVE
			1	EA	2" BLOW OFF
			63	EA	RELOCATE WATER METER
			3	EA	RECONNECT WATER METER
			1	EA	RELOCATE *** RPZ BACKFLOW PREVENTION ASSEMBLY (1")
			1	EA	FIRE HYDRANT
			9	EA	RELOCATE FIRE HYDRANT
			2,014	LF	8" SANITARY GRAVITY SEWER
			240	LF	12" SANITARY GRAVITY SEWER
			187	LF	16" SANITARY GRAVITY SEWER
			6	EA	SANITARY SEWER CLEAN-OUT
			17	EA	4' DIA UTILITY MANHOLE
			58	LF	UTILITY MANHOLE WALL, 4' DIA
			188	LF	ABANDON *** UTILITY PIPE (15")
			420	LF	ABANDON 6" UTILITY PIPE
			2,793	LF	ABANDON 8" UTILITY PIPE
			573	LF	ABANDON 12" UTILITY PIPE
			115	LF	ABANDON 16" UTILITY PIPE
			12	EA	ABANDON UTILITY MANHOLE
			188	LF	*** ENCASEMENT PIPE (2")
			1	EA	GENERIC UTILITY ITEM ABANDON UTILITY VAULT
			15,000	LF	TEMPORARY SILT FENCE
			1,330	TON	STONE FOR EROSION CONTROL, CLASS A
			2,180	TON	STONE FOR EROSION CONTROL, CLASS B
			3,130	TON	SEDIMENT CONTROL STONE
			35.5	ACR	TEMPORARY MULCHING
			1,900	LB	SEED FOR TEMPORARY SEEDING
			10.5	TON	FERTILIZER FOR TEMPORARY SEEDING
			2,400	LF	TEMPORARY SLOPE DRAINS
			2,000	LF	SAFETY FENCE
			4,210	CY	SILT EXCAVATION
			18,500	SY	MATTING FOR EROSION CONTROL
			100	SY	COIR FIBER MAT
			650	SY	PERMANENT SOIL REINFORCEMENT MAT
			8,000	LF	1/4" HARDWARE CLOTH
			2	EA	SPECIAL STILLING BASINS
			1,250	LF	WATTLE
			665	LB	POLYACRYLAMIDE (PAM)
			400	LF	COIR FIBER BAFFLE
			1	EA	*** SKIMMER (1-1/2")
			1	EA	*** SKIMMER (2")
			33	ACR	SEEDING & MULCHING
			17	ACR	MOWING
			400	LB	SEED FOR REPAIR SEEDING
			1.25	TON	FERTILIZER FOR REPAIR SEEDING
			800	LB	SEED FOR SUPPLEMENTAL SEEDING
			23.5	TON	FERTILIZER TOPDRESSING
			625	LF	IMPERVIOUS DIKE
			10	MHR	SPECIALIZED HAND MOWING
			75	EA	RESPONSE FOR EROSION CONTROL
			363	CY	CULVERT DIVERSION CHANNEL
			1	ACR	REFORESTATION
			0.13	ACR	STREAMBANK REFORESTATION
			10	EA	GENERIC EROSION CONTROL ITEM
			24	EA	CONCRETE WASHOUT STRUCTURE
			24	EA	PEDESTRIAN SIGNAL HEAD (16", 1 SECTION W/COUNTDOWN)
			12,125	LF	SIGNAL CABLE
			72	EA	VEHICLE SIGNAL HEAD (12", 3 SECTION)
			5	EA	VEHICLE SIGNAL HEAD (12", 4 SECTION)
			5	EA	VEHICLE SIGNAL HEAD (12", 5 SECTION)
			6	EA	BACKPLATE
			1,535	LF	MESSENGER CABLE (1/4")
			1,535	LF	MESSENGER CABLE (3/8")
			3,100	LF	UNPAVED TRENCHING (***** (1, 2")
1	EA	GUARDRAIL ANCHOR UNITS, TYPE AT-1			
6	EA	GUARDRAIL ANCHOR UNITS, TYPE CAT-1			
6	EA	GUARDRAIL ANCHOR UNITS, TYPE 350			
40	LF	REMOVE EXISTING GUARDRAIL			
537	TON	RIP RAP, CLASS I			
230	TON	RIP RAP, CLASS II			
375	TON	RIP RAP, CLASS B			
3,450	SY	GEOTEXTILE FOR DRAINAGE			
2,985	LF	SUPPORTS, 3-LB STEEL U-CHANNEL			
4	EA	SIGN ERECTION, TYPE D			
158	EA	SIGN ERECTION, TYPE E			
27	EA	SIGN ERECTION, TYPE F			
2	EA	SIGN ERECTION, RELOCATE, TYPE **** (GROUND MOUNTED) (B)			
2	EA	SIGN ERECTION, RELOCATE, TYPE **** (GROUND MOUNTED) (E)			
76	EA	DISPOSAL OF SIGN SYSTEM, U-CHANNEL			
2	EA	DISPOSAL OF SUPPORT, U-CHANNEL			
Lump Sum	LS	GENERIC SIGNING ITEM DISPOSAL OF FLASHER SYSTEM			
906	SF	WORK ZONE SIGNS (STATIONARY)			
224	SF	WORK ZONE SIGNS (PORTABLE)			
312	SF	WORK ZONE SIGNS (BARRICADE MOUNTED)			
2	EA	FLASHING ARROW BOARD			
3	EA	PORTABLE CHANGEABLE MESSAGE SIGN			
945	EA	DRUMS			
40	EA	CONES			
464	LF	BARRICADES (TYPE III)			
1,500	HR	FLAGGER			
6	EA	TEMPORARY CRASH CUSHIONS			
2	EA	RESET TEMPORARY CRASH CUSHION			
2	EA	TMA			
560	LF	PORTABLE CONCRETE BARRIER			
120	LF	RESET PORTABLE CONCRETE BARRIER			
200	HR	LAW ENFORCEMENT			
1	EA	GENERIC TRAFFIC CONTROL ITEM TEMPORARY PORTABLE TRAFFIC SIGNAL SYSTEM			
698	EA	TEMPORARY RAISED PAVEMENT MARKERS			
510	LF	THERMOPLASTIC PAVEMENT MARKING LINES (8", 90 MILS)			
125	LF	THERMOPLASTIC PAVEMENT MARKING LINES (8", 120 MILS)			
45	LF	THERMOPLASTIC PAVEMENT MARKING LINES (16", 120 MILS)			
3,210	LF	THERMOPLASTIC PAVEMENT MARKING LINES (24", 120 MILS)			
30	EA	THERMOPLASTIC PAVEMENT MARKING CHARACTER (120 MILS)			
107	EA	THERMOPLASTIC PAVEMENT MARKING SYMBOL (90 MILS)			
76	EA	HEATED-IN-PLACE THERMOPLASTIC PAVEMENT MARKING SYMBOL (90 MILS)			
189,186	LF	PAINT PAVEMENT MARKING LINES (4")			
7,756	LF	PAINT PAVEMENT MARKING LINES (8")			
2,800	LF	PAINT PAVEMENT MARKING LINES (24")			
80	EA	PAINT PAVEMENT MARKING CHARACTER			
198	EA	PAINT PAVEMENT MARKING SYMBOL			
34,269	LF	POLYUREA PAVEMENT MARKING LINES (4", *****) (HIGHLY REFLECTIVE ELEMENTS)			
3,964	LF	POLYUREA PAVEMENT MARKING LINES (8", *****) (HIGHLY REFLECTIVE ELEMENTS)			
4,338	LF	REMOVAL OF PAVEMENT MARKING LINES (4")			
579	LF	REMOVAL OF PAVEMENT MARKING LINES (8")			
100	LF	REMOVAL OF PAVEMENT MARKING LINES (24")			
23	EA	REMOVAL OF PAVEMENT MARKING SYMBOLS & CHARACTERS			
1,244	EA	SNOWPLOWABLE PAVEMENT MARKERS			
6	EA	7' U-CHANNEL POSTS			
6	EA	OBJECT MARKERS (END OF ROAD)			

150	LF	UNPAVED TRENCHING (*****) (2, 2")
325	LF	UNPAVED TRENCHING (*****) (3, 2")
250	LF	DIRECTIONAL DRILL (*****) (1, 2")
500	LF	DIRECTIONAL DRILL (*****) (2, 2")
850	LF	DIRECTIONAL DRILL (*****) (3, 2")
47	EA	JUNCTION BOX (STANDARD SIZE)
12	EA	WOOD POLE
22	EA	GUY ASSEMBLY
3	EA	1" RISER WITH WEATHERHEAD
4	EA	2" RISER WITH WEATHERHEAD
4	EA	2" RISER WITH HEAT SHRINK TUBING
4,775	LF	INDUCTIVE LOOP SAWCUT
9,215	LF	LEAD-IN CABLE (*****) (14-2)
4	EA	SITE SURVEY
15	EA	LUMINAIRE ARM FOR VIDEO SYSTEM
15	EA	CAMERA WITHOUT INTERNAL LOOP EMULATOR PROCESSING UNIT
4	EA	EXTERNAL LOOP EMULATOR PRO- CESSING UNIT
7	EA	RELOCATE CAMERA SENSOR UNIT
1	EA	FURNISH WIRELESS RADIO MODEM
1	EA	FURNISH WIRELESS LIGHTNING ARRESTOR
4	EA	900MHZ RADIO
15	EA	METAL POLE WITH SINGLE MAST ARM
15	EA	SOIL TEST
90	CY	DRILLED PIER FOUNDATION
15	EA	MAST ARM WITH METAL POLE DE- SIGN
6	EA	SIGN FOR SIGNALS
16	EA	TYPE I POST WITH FOUNDATION
8	EA	TYPE II PEDESTAL WITH FOUND- ATION
4	EA	SIGNAL CABINET FOUNDATION
4	EA	CONTROLLER WITH CABINET (TYPE 2070L, BASE MOUNTED)
39	EA	DETECTOR CARD (TYPE 2070L)
4	EA	CABINET BASE EXTENDER
16	EA	GENERIC SIGNAL ITEM POWDER COAT FOR PUSHBUTTON POST
8	EA	GENERIC SIGNAL ITEM POWDER COAT FOR SIGNAL PEDESTAL
15	EA	GENERIC SIGNAL ITEM POWDER COAT FOR SINGLE MAST ARM POLE

CULVERT ITEMS

Lump Sum	LS	CULVERT EXCAVATION, STA ***** (54+22.00 -L-)
227	TON	FOUNDATION CONDITIONING MATER- IAL, BOX CULVERT
446.4	CY	CLASS A CONCRETE (CULVERT)
60,261	LB	REINFORCING STEEL (CULVERT)

STATE FUNDED PROPOSAL, CONTRACTOR LICENSE REQUIRED TO BID

L170523 019

CONTRACT ID : C203935 38371.3.1

DIV OFFICE ASHEVILLE

LENGTH = 0.578 MI

COUNTY : BURKE

GRADING, DRAINAGE, PAVING, AND STRUCTURES.

MBE GOAL 3.0% WBE 5.0% COMPLETION DATE : FEB 28 2020

BRIDGES #160 & 162 OVER SR-1758 (BEREA CHURCH ROAD) ON I-40.

ROADWAY ITEMS					
			210	TON	POLYMER MODIFIED ASPHALT BINDER FOR PLANT MIX
			50	TON	ASPHALT PLANT MIX, PAVEMENT REPAIR
Lump Sum	LS	MOBILIZATION	11,800	LF	MILLED RUMBLE STRIPS (ASPHALT CONCRETE)
Lump Sum	LS	CONSTRUCTION SURVEYING	224	CY	SUBDRAIN EXCAVATION
Lump Sum	LS	REINFORCED BRIDGE APPROACH FILL, STATION ***** (25+79.27 -L- WB)	1,000	SY	GEOTEXTILE FOR SUBSURFACE DRAINS
Lump Sum	LS	REINFORCED BRIDGE APPROACH FILL, STATION ***** (25+91.68 -L- EB)	168	CY	SUBDRAIN COARSE AGGREGATE
Lump Sum	LS	GRADING	1,000	LF	6" PERFORATED SUBDRAIN PIPE
	1	ACR SUPPLEMENTARY CLEARING & GRUBBING	2	EA	SUBDRAIN PIPE OUTLET
	620	CY UNDERCUT EXCAVATION	12	LF	6" OUTLET PIPE
	450	CY DRAINAGE DITCH EXCAVATION	3	EA	TEMPORARY STEEL PLATE COVERS FOR MASONRY DRAINAGE STRUCTURE
	620	CY SELECT GRANULAR MATERIAL	3.8	CY	ENDWALLS
	600	SY GEOTEXTILE FOR SOIL STABILIZATION	107	CY	FLOWABLE FILL
	9,549	SF TEMPORARY SHORING	17	EA	MASONRY DRAINAGE STRUCTURES
	150	TON FOUNDATION CONDITIONING MATERIAL, MINOR STRUCTURES	7.3	LF	MASONRY DRAINAGE STRUCTURES
	470	SY FOUNDATION CONDITIONING GEOTEXTILE	6	EA	FRAME WITH TWO GRATES, STD 840.20
	76	LF *** SIDE DRAIN PIPE (12")	7	EA	FRAME WITH TWO GRATES, STD 840.22
	796	LF 15" SIDE DRAIN PIPE	2	EA	FRAME WITH TWO GRATES, STD 840.29
	8	LF 24" SIDE DRAIN PIPE	1	EA	FRAME WITH COVER, STD 840.54
	328	LF **** RC PIPE CULVERTS, CLASS ***** (15", V)	650	LF	GENERIC DRAINAGE ITEM FLEXIBLE SEALANT (CRACK REPAIR)
	216	LF 15" RC PIPE CULVERTS, CLASS IV	515	LF	SHOULDER BERM GUTTER
	156	LF 18" RC PIPE CULVERTS, CLASS IV	3,500	LF	STEEL BM GUARDRAIL
	452	LF 15" CS PIPE CULVERTS, 0.064" THICK	1,900	LF	STEEL BM GUARDRAIL, DOUBLE FACED
	8	EA *** CS PIPE ELBOWS, ***** THICK (15", 0.064)	5	EA	ADDITIONAL GUARDRAIL POSTS
	44	LF *** WELDED STEEL PIPE, ***** THICK, GRADE B IN SOIL (15", 0.281")	2	EA	GUARDRAIL ANCHOR UNITS, TYPE 350
	130	LF *** WELDED STEEL PIPE, ***** THICK, GRADE B IN SOIL (24", 0.375")	5	EA	GUARDRAIL ANCHOR UNITS, TYPE B-77
	138	LF *** WELDED STEEL PIPE, ***** THICK, GRADE B IN SOIL (42", 0.625")	5,525	LF	REMOVE EXISTING GUARDRAIL
	44	LF *** WELDED STEEL PIPE, ***** THICK, GRADE B NOT IN SOIL (15", 0.281")	6	EA	TEMPORARY GUARDRAIL ANCHOR UNITS, TYPE ***** (B-77)
	130	LF *** WELDED STEEL PIPE, ***** THICK, GRADE B NOT IN SOIL (24", 0.375")	4	EA	TEMPORARY GUARDRAIL ANCHOR UNITS, TYPE ***** (CAT-1)
	138	LF *** WELDED STEEL PIPE, ***** THICK, GRADE B NOT IN SOIL (42", 0.625")	5	EA	TEMPORARY GUARDRAIL ANCHOR UNITS, TYPE ***** (III)
	220	LF GENERIC PIPE ITEM 15" CS SLOTTED DRAIN, 0.064" THICK	3	EA	TEMPORARY GUARDRAIL ANCHOR UNITS, TYPE 350
	2,680	LF PIPE REMOVAL	4,395	LF	GENERIC GUARDRAIL ITEM TEMPORARY STEEL BM GUARDRAIL WITH EXTRA LENGTH POSTS
	210	SY 6" SLOPE PROTECTION	1,220	LF	WOVEN WIRE FENCE, 47" FABRIC
	5,151	TON AGGREGATE BASE COURSE	72	EA	4" TIMBER FENCE POSTS, 7'-6" LONG
	100	TON INCIDENTAL STONE BASE	28	EA	5" TIMBER FENCE POSTS, 8'-0" LONG
	605	SY MILLING ASPHALT PAVEMENT, **** DEPTH (1-1/2")	925	LF	RELAPPING GUARDRAIL
	1,675	SY INCIDENTAL MILLING	224	TON	RIP RAP, CLASS I
	16,360	TON ASPHALT CONC BASE COURSE, TYPE B25.0C	184	TON	RIP RAP, CLASS B
	1,810	TON ASPHALT CONC INTERMEDIATE COURSE, TYPE I19.0C	1,838	SY	GEOTEXTILE FOR DRAINAGE
	3,380	TON ASPHALT CONC INTERMEDIATE COURSE, TYPE I19.0D	184	SF	CONTRACTOR FURNISHED, TYPE *** SIGN (A)
	890	TON ASPHALT CONC SURFACE COURSE, TYPE S9.5C	27.5	SF	CONTRACTOR FURNISHED, TYPE *** SIGN (B)
	3,600	TON ASPHALT CONC SURFACE COURSE, TYPE S9.5D	4	SF	CONTRACTOR FURNISHED, TYPE *** SIGN (D)
	80	TON ASPHALT CONC SURFACE COURSE, TYPE SF9.5A	8	SF	CONTRACTOR FURNISHED, TYPE *** SIGN (MILEMARKER)
	1,020	TON ASPHALT BINDER FOR PLANT MIX	1	CY	REINFORCED CONCRETE SIGN FOUNDATIONS
			1,031	LB	SUPPORTS, SIMPLE STEEL BEAM
			45	LF	SUPPORTS, 3-LB STEEL U-CHANNEL
			2	EA	SUPPORTS, 2-LB STEEL U-CHANNEL

2	EA	SIGN ERECTION, TYPE D
1	EA	SIGN ERECTION, TYPE *** (GROUND MOUNTED) (A)
1	EA	SIGN ERECTION, TYPE *** (GROUND MOUNTED) (B)
2	EA	SIGN ERECTION, MILEMARKERS
1	EA	SIGN ERECTION, RELOCATE, TYPE **** (GROUND MOUNTED) (D)
1	EA	DISPOSAL OF SIGN SYSTEM, STEEL BEAM
4	EA	DISPOSAL OF SIGN SYSTEM, U- CHANNEL
1	EA	DISPOSAL OF SUPPORT, U-CHANNEL
2	EA	DISPOSAL OF SIGN, MILEMARKER
459	SF	WORK ZONE SIGNS (STATIONARY)
96	SF	WORK ZONE SIGNS (PORTABLE)
200	SF	WORK ZONE SIGNS (BARRICADE MOUNTED)
4	EA	FLASHING ARROW BOARD
5	EA	PORTABLE CHANGEABLE MESSAGE SIGN
40	DAY	PORTABLE CHANGEABLE MESSAGE SIGN (SHORT TERM)
25	EA	CONES
160	LF	BARRICADES (TYPE III)
40	DAY	FLAGGER
2	EA	TEMPORARY CRASH CUSHIONS
4	EA	RESET TEMPORARY CRASH CUSHION
3	EA	TMA
2,080	LF	PORTABLE CONCRETE BARRIER
7,270	LF	RESET PORTABLE CONCRETE BAR- RIER
360	HR	LAW ENFORCEMENT
32,303	LF	GENERIC TRAFFIC CONTROL ITEM WORK ZONE "PERFORMANCE" PAVE- MENT MARKING LINES, 6"
320	SF	GENERIC TRAFFIC CONTROL ITEM HIGH VISIBILITY RIGID PORTABLE WORK ZONE SIGNS
272	SF	GENERIC TRAFFIC CONTROL ITEM HIGH VISIBILITY STATIONARY WORK ZONE SIGNS
135,400	SF	GENERIC TRAFFIC CONTROL ITEM WORK ZONE TRAFFIC "PATTERN MASKING"
155	EA	GENERIC TRAFFIC CONTROL ITEM HIGH VISIBILITY DRUMS
24	EA	GENERIC TRAFFIC CONTROL ITEM SEQUENTIAL FLASHING WARNING LIGHTS
2	EA	GENERIC TRAFFIC CONTROL ITEM WORK ZONE DIGITAL SPEED LIMIT SIGNS
330	EA	TEMPORARY RAISED PAVEMENT MARKERS
2,168	LF	PAINT PAVEMENT MARKING LINES (4")
1,084	LF	POLYUREA PAVEMENT MARKING LINES (4", *****) (HIGHLY REFLECTIVE MEDIA)
13,748	LF	POLYUREA PAVEMENT MARKING LINES (6", *****) (HIGHLY REFLECTIVE MEDIA)
4	EA	PERMANENT RAISED PAVEMENT MARKERS
76	EA	SNOWPLOWABLE PAVEMENT MARKERS
Lump Sum	LS	PORTABLE LIGHTING
5,500	LF	TEMPORARY SILT FENCE
315	TON	STONE FOR EROSION CONTROL, CLASS A
1,865	TON	STONE FOR EROSION CONTROL, CLASS B
940	TON	SEDIMENT CONTROL STONE
10	ACR	TEMPORARY MULCHING
600	LB	SEED FOR TEMPORARY SEEDING
4	TON	FERTILIZER FOR TEMPORARY SEED- ING
880	LF	TEMPORARY SLOPE DRAINS
200	LF	SAFETY FENCE
2,560	CY	SILT EXCAVATION
12,200	SY	MATTING FOR EROSION CONTROL
250	SY	COIR FIBER MAT
1,300	SY	PERMANENT SOIL REINFORCEMENT MAT
1,575	LF	1/4" HARDWARE CLOTH
60	LF	*** TEMPORARY PIPE (36")

3	EA	SPECIAL STILLING BASINS
1,280	LF	WATTLE
905	LB	POLYACRYLAMIDE (PAM)
1,065	LF	COIR FIBER BAFFLE
7	EA	*** SKIMMER (1-1/2")
10	ACR	SEEDING & MULCHING
5	ACR	MOWING
150	LB	SEED FOR REPAIR SEEDING
0.25	TON	FERTILIZER FOR REPAIR SEEDING
250	LB	SEED FOR SUPPLEMENTAL SEEDING
7.5	TON	FERTILIZER TOPDRESSING
60	LF	IMPERVIOUS DIKE
30	MHR	SPECIALIZED HAND MOWING
30	EA	RESPONSE FOR EROSION CONTROL
0.6	ACR	REFORESTATION
3	EA	GENERIC EROSION CONTROL ITEM CONCRETE WASHOUT STRUCTURE

CULVERT ITEMS

Lump Sum	LS	CULVERT EXCAVATION, STA ***** (24+88.00 -L-)
21	TON	FOUNDATION CONDITIONING MATER- IAL, BOX CULVERT
32.6	CY	CLASS A CONCRETE (CULVERT)
3,124	LB	REINFORCING STEEL (CULVERT)

STRUCTURE ITEMS

Lump Sum	LS	CONSTRUCTION, MAINTENANCE, & REMOVAL OF TEMP STRUCTURE AT STA ***** (25+85.40 -L-)
Lump Sum	LS	REMOVAL OF EXISTING STRUCTURE AT STATION ***** (25+85.40 -L- EB)
Lump Sum	LS	REMOVAL OF EXISTING STRUCTURE AT STATION ***** (25+85.40 -L- WB)
10,436	SF	REINFORCED CONCRETE DECK SLAB
12,894	SF	GROOVING BRIDGE FLOORS
194.8	CY	CLASS A CONCRETE (BRIDGE)
Lump Sum	LS	BRIDGE APPROACH SLABS, STATION ***** (25+85.40 -L- EB)
Lump Sum	LS	BRIDGE APPROACH SLABS, STATION ***** (25+85.40 -L- WB)
24,290	LB	REINFORCING STEEL (BRIDGE)
1,146.08	LF	MODIFIED 63" PRESTRESSED CONC GIRDERS
44	EA	PILE DRIVING EQUIPMENT SETUP FOR *** STEEL PILES (HP 12 X 53)
1,995	LF	HP12X53 STEEL PILES
461.2	LF	CONCRETE BARRIER RAIL
1,395	SY	4" SLOPE PROTECTION
Lump Sum	LS	ELASTOMERIC BEARINGS
Lump Sum	LS	GENERIC STRUCTURE ITEM ASBESTOS ASSESSMENT

STATE FUNDED PROPOSAL, CONTRACTOR LICENSE REQUIRED TO BID

L170523 020

CONTRACT ID : C203939 42334.3.1

DIV OFFICE SYLVA

LENGTH = 0.131 MI

COUNTY : JACKSON

GRADING, DRAINAGE, PAVING, AND STRUCTURE.

MBE GOAL 1.0% WBE 2.0% COMPLETION DATE : MAR 29 2019

BRIDGE #101 OVER CANEY FORK ON SR-1740.

ROADWAY ITEMS

Lump Sum	LS	MOBILIZATION
Lump Sum	LS	BRIDGE APPROACH FILL - SUB REGIONAL TIER, STATION ***** (10+91.50 -L-)
	1	ACR SUPPLEMENTARY CLEARING & GRUBBING
	300	CY UNDERCUT EXCAVATION
Lump Sum	LS	GRADING
	6,300	CY BORROW EXCAVATION
	695	CY DRAINAGE DITCH EXCAVATION
	300	CY SELECT GRANULAR MATERIAL
	500	SY GEOTEXTILE FOR SOIL STABILIZATION
	20	TON FOUNDATION CONDITIONING MATERIAL, MINOR STRUCTURES
	40	SY FOUNDATION CONDITIONING GEOTEXTILE
	44	LF 24" DRAINAGE PIPE
	28	LF 15" RC PIPE CULVERTS, CLASS III
	44	LF ***** RC PIPE CULVERTS, CLASS IV (18")
	50	CY SHALLOW UNDERCUT
	80	TON CLASS IV SUBGRADE STABILIZATION
	200	TON INCIDENTAL STONE BASE
	225	SY INCIDENTAL MILLING
	960	TON ASPHALT CONC BASE COURSE, TYPE B25.0B
	790	TON ASPHALT CONC SURFACE COURSE, TYPE SF9.5A
	100	TON ASPHALT BINDER FOR PLANT MIX
	67.2	CY SUBDRAIN EXCAVATION
	300	SY GEOTEXTILE FOR SUBSURFACE DRAINS
	50.4	CY SUBDRAIN COARSE AGGREGATE
	300	LF 6" PERFORATED SUBDRAIN PIPE
	1	EA SUBDRAIN PIPE OUTLET
	6	LF 6" OUTLET PIPE
	1	EA MASONRY DRAINAGE STRUCTURES
	1	EA FRAME WITH TWO GRATES, STD 840.29
	35	LF SHOULDER BERM GUTTER
	850	LF STEEL BM GUARDRAIL
	150	LF STEEL BM GUARDRAIL, SHOP CURVED
	5	EA ADDITIONAL GUARDRAIL POSTS
	1	EA GUARDRAIL ANCHOR UNITS, TYPE ***** (350 TL-2)
	2	EA GUARDRAIL ANCHOR UNITS, TYPE ***** (III SHOP CURVED)
	3	EA GUARDRAIL ANCHOR UNITS, TYPE AT-1
	2	EA GUARDRAIL ANCHOR UNITS, TYPE III
	2	EA GUARDRAIL ANCHOR UNITS, TYPE 350
	180	TON RIP RAP, CLASS I
	120	TON RIP RAP, CLASS B
	1,500	SY GEOTEXTILE FOR DRAINAGE
	28	SF CONTRACTOR FURNISHED, TYPE *** SIGN (E)
	59	LF SUPPORTS, 3-LB STEEL U-CHANNEL
	4	EA SIGN ERECTION, TYPE E
	7	EA DISPOSAL OF SIGN SYSTEM, U-CHANNEL
	213	SF WORK ZONE SIGNS (STATIONARY)
	128	SF WORK ZONE SIGNS (PORTABLE)
	36	SF WORK ZONE SIGNS (BARRICADE MOUNTED)
	60	EA DRUMS

20	EA	CONES
40	LF	BARRICADES (TYPE III)
920	HR	FLAGGER
1	EA	TEMPORARY CRASH CUSHIONS
1	EA	TMA
200	LF	PORTABLE CONCRETE BARRIER
30	EA	SKINNY DRUM
1	EA	GENERIC TRAFFIC CONTROL ITEM TEMPORARY PORTABLE TRAFFIC SIGNAL SYSTEM
41	EA	TEMPORARY RAISED PAVEMENT MARKERS
72	LF	COLD APPLIED PLASTIC PAVEMENT MARKING LINES, TYPE ** (24") (IV)
28,410	LF	PAINT PAVEMENT MARKING LINES (4")
20	LF	PAINT PAVEMENT MARKING LINES (24")
160	LF	REMOVAL OF PAVEMENT MARKING LINES (4")
60	LF	REMOVAL OF PAVEMENT MARKING LINES (24")
3,150	LF	TEMPORARY SILT FENCE
180	TON	STONE FOR EROSION CONTROL, CLASS A
300	TON	STONE FOR EROSION CONTROL, CLASS B
370	TON	SEDIMENT CONTROL STONE
3.2	ACR	TEMPORARY MULCHING
200	LB	SEED FOR TEMPORARY SEEDING
2	TON	FERTILIZER FOR TEMPORARY SEEDING
240	LF	TEMPORARY SLOPE DRAINS
400	LF	SAFETY FENCE
560	CY	SILT EXCAVATION
7,500	SY	MATting FOR EROSION CONTROL
250	SY	COIR FIBER MAT
675	LF	1/4" HARDWARE CLOTH
6	EA	SPECIAL STILLING BASINS
300	LF	WATTLE
120	LF	COIR FIBER WATTLE BARRIER
125	LB	POLYACRYLAMIDE (PAM)
200	LF	COIR FIBER BAFFLE
2	EA	*** SKIMMER (1-1/2")
3.2	ACR	SEEDING & MULCHING
1.6	ACR	MOWING
50	LB	SEED FOR REPAIR SEEDING
0.25	TON	FERTILIZER FOR REPAIR SEEDING
75	LB	SEED FOR SUPPLEMENTAL SEEDING
2.25	TON	FERTILIZER TOPDRESSING
10	MHR	SPECIALIZED HAND MOWING
18	EA	RESPONSE FOR EROSION CONTROL
0.1	ACR	REFORESTATION
3	EA	GENERIC EROSION CONTROL ITEM CONCRETE WASHOUT STRUCTURE

STRUCTURE ITEMS

Lump Sum	LS	CONSTRUCTION, MAINTENANCE, & REMOVAL OF TEMP ACCESS AT STA ***** (10+91.50 -L-)
Lump Sum	LS	REMOVAL OF EXISTING STRUCTURE AT STATION ***** (10+91.50 -L-)
	115	LF PILE EXCAVATION IN SOIL
	25	LF PILE EXCAVATION NOT IN SOIL
	13.75	LF 3'-0" DIA DRILLED PIERS IN SOIL
	23	LF 3'-0" DIA DRILLED PIERS NOT IN SOIL
	15.69	LF PERMANENT STEEL CASING FOR 3'-0" DIA DRILLED PIER

1	EA	CSL TESTING
Lump Sum	LS	UNCLASSIFIED STRUCTURE EXCAVATION AT STATION ***** (10+91.50 -L-)
55.1	CY	CLASS A CONCRETE (BRIDGE)
Lump Sum	LS	BRIDGE APPROACH SLABS, STATION ***** (10+91.50 -L-)
10,924	LB	REINFORCING STEEL (BRIDGE)
774	LB	SPIRAL COLUMN REINFORCING STEEL (BRIDGE)
10	EA	PILE DRIVING EQUIPMENT SETUP FOR *** STEEL PILES (HP 12 X 53)
195	LF	HP12X53 STEEL PILES
5	EA	STEEL PILE POINTS
210.25	LF	VERTICAL CONCRETE BARRIER RAIL
55	TON	RIP RAP, CLASS ** (II)
82	TON	RIP RAP CLASS II (2'-0" THICK)
152	SY	GEOTEXTILE FOR DRAINAGE
Lump Sum	LS	ELASTOMERIC BEARINGS
1,050	LF	3'-0" X 1'-9" PRESTRESSED CONC CORED SLABS
Lump Sum	LS	GENERIC STRUCTURE ITEM ASBESTOS ASSESSMENT

STATE FUNDED PROPOSAL, CONTRACTOR LICENSE REQUIRED TO BID

L170523 021

CONTRACT ID : C204031 2018CPT.14.01.10751.1 DIV OFFICE SYLVA

LENGTH = 36.520 MI

COUNTY : POLK, HENDERSON, TRANSYLVANIA

MILLING, RESURFACING, AND SHOULDER RECONSTRUCTION.

MBE GOAL 2.0% WBE 3.0% COMPLETION DATE : OCT 30 2018

1 SECTION OF NC-9, 2 SECTIONS OF US-176, AND 18 SECTIONS OF SECONDARY ROADS.

ROADWAY ITEMS

Lump Sum	LS	MOBILIZATION
250	SY	GENERIC MISCELLANEOUS ITEM STAMPED AND STAINED ASPHALT CROSSWALKS
1,500	TON	INCIDENTAL STONE BASE
17.86	SMI	SHOULDER RECONSTRUCTION
23,400	SY	MILLING ASPHALT PAVEMENT, **** DEPTH (1-1/2")
6,059	SY	INCIDENTAL MILLING
15,001	TON	ASPHALT CONC SURFACE COURSE, TYPE S9.5B
30,286	TON	ASPHALT CONC SURFACE COURSE, TYPE SF9.5A
2,944	TON	ASPHALT BINDER FOR PLANT MIX
16,821	TON	PATCHING EXISTING PAVEMENT
300	TON	GENERIC PAVING ITEM ASPHALT CONC WEDGE COURSE, TYPE I19.0B
83,741	LF	GENERIC PAVING ITEM 8" MILLED RUMBLE STRIPS (ASPHALT CONCRETE)
2,087	LF	GENERIC PAVING ITEM MILLED RUMBLE STRIPS, ASPHALT CONCRETE (CENTERLINE)
7,200	LF	GENERIC PAVING ITEM REMOVE AND REPLACE ASPHALT CURB
19	EA	CONCRETE CURB RAMP
3	EA	ADJUSTMENT OF MANHOLES
29	EA	ADJUSTMENT OF METER BOXES OR VALVE BOXES
4,674	SF	WORK ZONE ADVANCE/GENERAL WARNING SIGNING
Lump Sum	LS	TEMPORARY TRAFFIC CONTROL
3,000	LF	THERMOPLASTIC PAVEMENT MARKING LINES (4", 90 MILS)
400	LF	THERMOPLASTIC PAVEMENT MARKING LINES (8", 90 MILS)
3,420	LF	THERMOPLASTIC PAVEMENT MARKING LINES (12", 120 MILS)
150	LF	THERMOPLASTIC PAVEMENT MARKING LINES (16", 120 MILS)
1,020	LF	THERMOPLASTIC PAVEMENT MARKING LINES (24", 120 MILS)
16	EA	THERMOPLASTIC PAVEMENT MARKING CHARACTER (120 MILS)
50	EA	THERMOPLASTIC PAVEMENT MARKING SYMBOL (90 MILS)
1,097,210	LF	PAINT PAVEMENT MARKING LINES (4")
700	LF	PAINT PAVEMENT MARKING LINES (8")
22	LF	PAINT PAVEMENT MARKING LINES (24")
12	EA	PAINT PAVEMENT MARKING SYMBOL
207,200	LF	GENERIC PAVEMENT MARKING ITEM THERMOPLASTIC PAVEMENT MARKING LINES (4", 50MILS)
1,057	EA	SNOWPLOWABLE PAVEMENT MARKERS
3,338	LF	INDUCTIVE LOOP SAWCUT

STATE FUNDED PROPOSAL, CONTRACTOR LICENSE REQUIRED TO BID

L170523 022

CONTRACT ID : C204034 2018CPT.14.03.10561.1 DIV OFFICE SYLVA
 COUNTY : MACON

LENGTH = 16.230 MI

MILLING, RESURFACING, AND SHOULDER RECONSTRUCTION.

MBE GOAL 2.0% WBE 3.0% COMPLETION DATE : OCT 15 2018

2 SECTIONS OF US-64 & RAMPS AND 2 SECTIONS OF SECONDARY RDS.

ROADWAY ITEMS

Lump Sum	LS	MOBILIZATION
44.94	SMI	SHOULDER RECONSTRUCTION
2,559	SY	MILLING ASPHALT PAVEMENT, **** TO ***** (0" TO 1-1/2")
40,753	TON	ASPHALT CONC SURFACE COURSE, TYPE S9.5B
9,113	TON	ASPHALT CONC SURFACE COURSE, TYPE SF9.5A
200	TON	ASPHALT CONC SURFACE COURSE, TYPE SF9.5A (LEVELING COURSE)
3,072	TON	ASPHALT BINDER FOR PLANT MIX
892	TON	PATCHING EXISTING PAVEMENT
100	TON	GENERIC PAVING ITEM ASPHALT CONCRETE WEDGE COURSE, TYPE I19.0B
900	TON	GENERIC PAVING ITEM ASPHALT FOR PAVEMENT INTER- LAYER
78,466	SY	GENERIC PAVING ITEM PAVEMENT INTERLAYER (HIGH STRENGTH)
78,466	SY	GENERIC PAVING ITEM PAVEMENT INTERLAYER (REGULAR)
2,505	SF	WORK ZONE ADVANCE/GENERAL WARNING SIGNING
Lump Sum	LS	TEMPORARY TRAFFIC CONTROL
2,136	LF	THERMOPLASTIC PAVEMENT MARKING LINES (8", 90 MILS)
608	LF	THERMOPLASTIC PAVEMENT MARKING LINES (24", 120 MILS)
67	EA	THERMOPLASTIC PAVEMENT MARKING SYMBOL (90 MILS)
745,892	LF	PAINT PAVEMENT MARKING LINES (4")
2,136	LF	PAINT PAVEMENT MARKING LINES (8")
653	LF	PAINT PAVEMENT MARKING LINES (24")
67	EA	PAINT PAVEMENT MARKING SYMBOL
147,822	LF	GENERIC PAVEMENT MARKING ITEM THERMOPLASTIC PAVEMENT MARKING LINES (4", 50MILS)
1,122	EA	SNOWPLOWABLE PAVEMENT MARKERS
528	LF	INDUCTIVE LOOP SAWCUT
240	LF	LEAD-IN CABLE (***** (14-2)

STATE FUNDED PROPOSAL, CONTRACTOR LICENSE REQUIRED TO BID

L170523 023

CONTRACT ID : C204036 2018CPT.14.07.10201.1 DIV OFFICE SYLVA

LENGTH = 13.740 MI

COUNTY : CHEROKEE, CLAY

MILLING, JOINT REPAIR, RESURFACING, & SHLDR RECONSTRUCTION.

MBE GOAL 2.0% WBE 3.0% COMPLETION DATE : OCT 15 2018

1 SECTION OF US-19/74, AND 3 SECTIONS OF SECONDARY ROADS.

ROADWAY ITEMS

Lump Sum	LS	MOBILIZATION
40.62	SMI	SHOULDER RECONSTRUCTION
185,012	SY	MILLING ASPHALT PAVEMENT, **** DEPTH (1-1/2")
3,200	SY	MILLING ASPHALT PAVEMENT, **** TO ***** (0" TO 1-1/2")
600	SY	INCIDENTAL MILLING
40,770	TON	ASPHALT CONC SURFACE COURSE, TYPE S9.5B
5,918	TON	ASPHALT CONC SURFACE COURSE, TYPE SF9.5A
1,438	TON	ASPHALT CONC SURFACE COURSE, TYPE SF9.5A (LEVELING COURSE)
2,933	TON	ASPHALT BINDER FOR PLANT MIX
875	TON	PATCHING EXISTING PAVEMENT
100	TON	GENERIC PAVING ITEM ASPHALT CONC WEDGE COURSE, TYPE I19.0B
2,274	SF	WORK ZONE ADVANCE/GENERAL WARNING SIGNING
Lump Sum	LS	TEMPORARY TRAFFIC CONTROL
400	LF	THERMOPLASTIC PAVEMENT MARKING LINES (24", 120 MILS)
73	EA	THERMOPLASTIC PAVEMENT MARKING SYMBOL (90 MILS)
505,443	LF	PAINT PAVEMENT MARKING LINES (4")
140	LF	PAINT PAVEMENT MARKING LINES (24")
39	EA	PAINT PAVEMENT MARKING SYMBOL
197,077	LF	GENERIC PAVEMENT MARKING ITEM THERMOPLASTIC PAVEMENT MARK- INGS, (4", 50MIL)
640	EA	SNOWPLOWABLE PAVEMENT MARKERS
700	LF	INDUCTIVE LOOP SAWCUT
300	LF	LEAD-IN CABLE (***** (14-2)
372	LF	GENERIC STRUCTURE ITEM ASPHALT PLUG JOINT REPAIR/ REPLACEMENT (18" TO 24" WIDE, W / PLATE)