

STATE OF NORTH CAROLINA
DEPARTMENT OF TRANSPORTATION
RALEIGH, N.C.

C204176

CONTRACT AND
CONTRACT BONDS
FOR CONTRACT NO. C204176

WBS 44475.3.1 STATE FUNDED

T.I.P NO. P-5705A

COUNTY OF MECKLENBURG

THIS IS THE ROADWAY & CULVERT CONTRACT

ROUTE NUMBER _____ LENGTH 0.000 MILES

LOCATION CHARLOTTE GATEWAY STATION - RAIL (STI); WYE CONNECTION TRACK AT
CHARLOTTE JUNCTION.

CONTRACTOR POLIVKA INTERNATIONAL COMPANY, INC.

ADDRESS 13700 PROVIDENCE ROAD
SUITE 200
MATTHEWS, NC 28104

BIDS OPENED JULY 18, 2023

CONTRACT EXECUTION 08/09/2023

STATE OF NORTH CAROLINA
DEPARTMENT OF TRANSPORTATION
RALEIGH, N.C.

PROPOSAL

INCLUDES ADDENDUM No. 1 DATED 07-06-2023

DATE AND TIME OF BID OPENING: **Jul 18, 2023 AT 02:00 PM**

CONTRACT ID C204176
WBS 44475.3.1

FEDERAL-AID NO. STATE FUNDED
COUNTY MECKLENBURG
T.I.P NO. P-5705A
MILES 0.000

ROUTE NO.

LOCATION CHARLOTTE GATEWAY STATION - RAIL (STI); WYE CONNECTION TRACK
AT CHARLOTTE JUNCTION.

TYPE OF WORK GRADING, DRAINAGE, AND CULVERT.

NOTICE:

ALL BIDDERS SHALL COMPLY WITH ALL APPLICABLE LAWS REGULATING THE PRACTICE OF GENERAL CONTRACTING AS CONTAINED IN CHAPTER 87 OF THE GENERAL STATUTES OF NORTH CAROLINA WHICH REQUIRES THE BIDDER TO BE LICENSED BY THE N.C. LICENSING BOARD FOR CONTRACTORS WHEN BIDDING ON ANY NON-FEDERAL AID PROJECT WHERE THE BID IS \$30,000 OR MORE, EXCEPT FOR CERTAIN SPECIALTY WORK AS DETERMINED BY THE LICENSING BOARD. BIDDERS SHALL ALSO COMPLY WITH ALL OTHER APPLICABLE LAWS REGULATING THE PRACTICES OF ELECTRICAL, PLUMBING, HEATING AND AIR CONDITIONING AND REFRIGERATION CONTRACTING AS CONTAINED IN CHAPTER 87 OF THE GENERAL STATUTES OF NORTH CAROLINA. NOTWITHSTANDING THESE LIMITATIONS ON BIDDING, THE BIDDER WHO IS AWARDED ANY FEDERAL - AID FUNDED PROJECT SHALL COMPLY WITH CHAPTER 87 OF THE GENERAL STATUTES OF NORTH CAROLINA FOR LICENSING REQUIREMENTS WITHIN 60 CALENDAR DAYS OF BID OPENING.

BIDS WILL BE RECEIVED AS SHOWN BELOW:

THIS IS A ROADWAY & CULVERT PROPOSAL

5% BID BOND OR BID DEPOSIT REQUIRED

**PROPOSAL FOR THE CONSTRUCTION OF
CONTRACT No. C204176 IN MECKLENBURG COUNTY, NORTH CAROLINA
DEPARTMENT OF TRANSPORTATION,
RALEIGH, NORTH CAROLINA**

The Bidder has carefully examined the location of the proposed work to be known as Contract No. **C204176** has carefully examined the plans and specifications, which are acknowledged to be part of the proposal, the special provisions, the proposal, the form of contract, and the forms of contract payment bond and contract performance bond; and thoroughly understands the stipulations, requirements and provisions. The undersigned bidder agrees to be bound upon his execution of the bid and subsequent award to him by the Board of Transportation in accordance with this proposal to provide the necessary contract payment bond and contract performance bond within fourteen days after the written notice of award is received by him. The undersigned Bidder further agrees to provide all necessary machinery, tools, labor, and other means of construction; and to do all the work and to furnish all materials, except as otherwise noted, necessary to perform and complete the said contract in accordance with *the 2018 Standard Specifications for Roads and Structures* by the dates(s) specified in the Project Special Provisions and in accordance with the requirements of the Engineer, and at the unit or lump sum prices, as the case may be, for the various items given on the sheets contained herein.

The Bidder shall provide and furnish all the materials, machinery, implements, appliances and tools, and perform the work and required labor to construct and complete State Highway Contract No. **C204176** in **Mecklenburg County**, for the unit or lump sum prices, as the case may be, bid by the Bidder in his bid and according to the proposal, plans, and specifications prepared by said Department, which proposal, plans, and specifications show the details covering this project, and hereby become a part of this contract.

The published volume entitled *North Carolina Department of Transportation, Raleigh, Standard Specifications for Roads and Structures, January 2018* with all amendments and supplements thereto, is by reference incorporated into and made a part of this contract; that, except as herein modified, all the construction and work included in this contract is to be done in accordance with the specifications contained in said volume, and amendments and supplements thereto, under the direction of the Engineer.

If the proposal is accepted and the award is made, the contract is valid only when signed either by the Contract Officer or such other person as may be designated by the Secretary to sign for the Department of Transportation. The conditions and provisions herein cannot be changed except over the signature of the said Contract Officer.

The quantities shown in the itemized proposal for the project are considered to be approximate only and are given as the basis for comparison of bids. The Department of Transportation may increase or decrease the quantity of any item or portion of the work as may be deemed necessary or expedient.

An increase or decrease in the quantity of an item will not be regarded as sufficient ground for an increase or decrease in the unit prices, nor in the time allowed for the completion of the work, except as provided for the contract.

Accompanying this bid is a bid bond secured by a corporate surety, or certified check payable to the order of the Department of Transportation, for five percent of the total bid price, which deposit is to be forfeited as liquidated damages in case this bid is accepted and the Bidder shall fail to provide the required payment and performance bonds with the Department of Transportation, under the condition of this proposal, within 14 calendar days after the written notice of award is received by him, as provided in the *Standard Specifications*; otherwise said deposit will be returned to the Bidder.



State Contract Officer

DocuSigned by:
Ronald Elton Davenport, Jr.
F81B6038A47A442...
07/06/2023

TABLE OF CONTENTS

**COVER SHEET
PROPOSAL SHEET**

PROJECT SPECIAL PROVISIONS

CONTRACTOR PREQUALIFICATION:..... G-1
NOTE TO CONTRACTOR (Prequalification): G-2
NOTIFICATION OF OPERATIONS: G-2
NIGHT OPERATIONS: G-2
CONTRACTOR WORK PLANS: G-3
MANDATORY PRE-BID CONFERENCE (Prequalifying To Bid): G-4
INTERESTED PARTIES LIST:..... G-4
BUILD AMERICA, BUY AMERICA (BABA): G-5
LIABILITY INSURANCE:..... G-6
NOTE TO CONTRACTOR (Liability Insurance): G-6
CONTRACT TIME AND LIQUIDATED DAMAGES: G-6
INTERMEDIATE CONTRACT TIME NUMBER 1 AND LIQUIDATED DAMAGES: G-7
INTERMEDIATE CONTRACT TIME NUMBER 2 AND LIQUIDATED DAMAGES: G-7
PERMANENT VEGETATION ESTABLISHMENT:..... G-7
NOTE TO CONTRACTOR (64” Water Line Shutdown):..... G-8
MAJOR CONTRACT ITEMS: G-8
SPECIALTY ITEMS:..... G-8
FUEL PRICE ADJUSTMENT:..... G-9
STEEL PRICE ADJUSTMENT:..... G-10
SCHEDULE OF ESTIMATED COMPLETION PROGRESS:..... G-21
DISADVANTAGED BUSINESS ENTERPRISE: G-21
CERTIFICATION FOR FEDERAL-AID CONTRACTS: G-34
CONTRACTOR'S LICENSE REQUIREMENTS: G-35
RESTRICTIONS ON ITS EQUIPMENT AND SERVICES:..... G-35
USE OF UNMANNED AIRCRAFT SYSTEM (UAS): G-35
EQUIPMENT IDLING GUIDELINES:..... G-36
U.S. DEPARTMENT OF TRANSPORTATION HOTLINE: G-36
SUBSURFACE INFORMATION:..... G-36
COOPERATION BETWEEN CONTRACTORS:..... G-37
ELECTRONIC BIDDING:..... G-37
AWARD LIMITS: G-38
TWELVE MONTH GUARANTEE: G-38
EROSION AND SEDIMENT CONTROL/STORMWATER CERTIFICATION: G-39
SUPPLEMENTAL CONTRACTOR EROSION CONTROL RESPONSIBILITIES: G-44
SUPPLEMENTAL RESPONSE FOR EROSION CONTROL: G-44
PROCEDURE FOR MONITORING BORROW PIT DISCHARGE:..... G-45
TERMS AND DEFINITIONS:..... G-46
MATERIALS AND TESTING:..... G-47
PROGRESS SCHEDULE:..... G-47
MOBILIZATION: G-48

ROADWAY..... R-1

STANDARD SPECIAL PROVISIONS

AVAILABILITY FUNDS – TERMINATION OF CONTRACTS..... SSP-1
 NCDOT GENERAL SEED SPECIFICATION FOR SEED QUALITY SSP-2
 ERRATA..... SSP-5
 PLANT AND PEST QUARANTINES SSP-13
 TITLE VI AND NONDISCRIMINATION SSP-14
 MINORITY AND FEMALE EMPLOYMENT REQUIREMENTS SSP-22
 REQUIRED CONTRACT PROVISIONS FEDERAL-AID CONST. CONTRACTS SSP-25
 ON-THE-JOB TRAINING SSP-38
 MINIMUM WAGES SSP-41

UNIT PROJECT SPECIAL PROVISIONS

GEOENVIRONMENTAL GV-1
 UTILITY CONSTRUCTION UC-1
 UTILITY BY OTHERS UBO-1
 EROSION CONTROL EC-1
 RAILROAD ROADBED GRADING AND DRAINAGE..... RR-1
 RAILROAD RIGHT OF ENTRY AND RAILWAY INTERESTS.....RR1-1
 STRUCTURE / CULVERTS..... ST-1

PERMITS P-1

PROPOSAL ITEM SHEET

ITEM SHEET(S)

PROJECT SPECIAL PROVISIONS**GENERAL****CONTRACTOR PREQUALIFICATION:**

(10-18-22)(Rev. 7-18-23)

102

SP1 G01

Revise the *2018 Standard Specifications* as follows:

Page 1-9, Subarticle 102-2(A)(1) Bidder Prequalification, lines 34-36, delete and replace the first sentence with the following:

Applicant shall submit a completed Department Prequalification Application and *Bidder Experience Questionnaire*, along with any additional supporting information requested by the Department, as noted in the application and experience questionnaire package.

Page 1-10, Subarticle 102-2(A) Bidder Prequalification, lines 30-31, delete and replace the first sentence with the following:

Prospective bidders shall obtain prequalification approval at least two business days prior to any letting in which they intend to submit a bid. It is recommended that the prospective bidder file all required statements and documents with the State Prequalifications Engineer no less than 4 weeks before a given letting.

Page 1-10, Subarticle 102-2(B) Purchase Order Bidder Prequalification, lines 34-39, delete and replace the title and first paragraph with the following:

(B) Purchase Order (PO) Prime Contractor Prequalification

Contractors who have been approved to be placed on the Prequalified Bidders' List as noted above may perform work for the Department as a Purchase Order (PO) Prime Contractor and need not apply further. However, Purchase Order (PO) Prime Contractors will not be placed on the Prequalified Bidders' List unless they submit through the prequalification process described above.

Page 1-9, Subarticle 102-2(B)(1) Purchase Order Bidder Prequalification, lines 40-42, delete and replace the first sentence with the following:

Applicant shall submit a completed Department Prequalification Application along with any additional supporting information requested by the Department, as noted in the application.

Page 1-11, Subarticle 102-2(B) Purchase Order Bidder Prequalification, lines 16-18, delete and replace the first sentence with the following:

Prospective bidders shall obtain prequalification approval at least two business days prior to any letting in which they intend to submit a bid. It is recommended that the applicant file all required statements and documents with the State Prequalifications Engineer no less than 4 weeks before a given bid opening for their bid to be considered.

Page 1-11, Subarticle 102-2(C) Subcontractor Prequalification, lines 22-26, delete and replace the first paragraph with the following:

Contractors who have been approved to be placed on the Prequalified Bidders' List or the Purchase Order (PO) Prime Contractor's List as noted above may perform work for the Department as a subcontractor and need not apply further. However, subcontractors will not be placed on the Prequalified List or the Purchase Order (PO) Prime Contractor's List unless they submit through the prequalification process described above.

Page 1-11, Subarticle 102-2(C)(1) Subcontractor Prequalification, lines 27-28, delete and replace the first sentence with the following:

Applicant shall submit a completed Department Prequalification Application along with any additional supporting information requested by the Department, as noted in the application.

Page 1-11, Subarticle 102-2(C) Subcontractor Prequalification, lines 44-45, delete and replace the first sentence with the following:

The subcontractor shall file all required statements and documents with the State Prequalifications Engineer no less than 4 weeks before beginning work.

Page 1-12, Subarticle 102-2(E) Renewal and Requalification, lines 38-40, delete and replace the first sentence with the following:

It is recommended that the renewing or requalifying firm file all required statements and documents with the State Prequalifications Engineer no less than 4 weeks before a given letting for their bid to be considered.

NOTE TO CONTRACTOR (Prequalification):

Add the following to Standard Specification section 102-2:

In order to be awarded this project the prime contractor shall be prequalified for work code 5090 "Railroad Right of Way Prime Contractor".

NOTIFICATION OF OPERATIONS:

The Contractor shall notify the Engineer a minimum of 48 hours in advance of beginning work on this project. Some work, including work that will require railroad oversight will require notice on the order of 15 or more days. The Contractor shall give the Engineer sufficient notice of all operations for any sampling, inspection or acceptance testing required.

NIGHT OPERATIONS:

Verification of any city or county permits required for night work shall be provided to the Engineer if the contractor elects to work at night. Also, before the contractor begins his operations during night hours, he shall submit in writing, a full and complete plan for traffic control and construction lighting which shall be approved by the engineer prior to construction. The night operations plan will also be reviewed by the Engineer for potential impact to railroad operations, and will be subject to approval and updates based on field conditions.

All traffic control devices used outside of closure areas shall meet the requirements for night use as set forth in the North Carolina Department of Transportation Standard *2018 Standard Specifications for Roads and Structures* and North Carolina Department of Transportation *Roadway Standard Drawings*.

CONTRACTOR WORK PLANS:

The Contractor shall submit a workplan to the Engineer for review. The Contractor may not begin work until this workplan is reviewed with all comments addressed. The workplan will be subject to updates based on current site conditions. All costs and time for generating keeping workplan updated will be incidental to the Mobilization Bid item in the contract. The basic elements of the workplan shall include the following basic elements for each stage of construction:

1. To scale site plans and elevations with existing infrastructure shown
2. Written narrative of workplan with hours of operation and flagging schedule
3. Contaminated soil and water disposal plan, including any proposed storage areas on or off site.
4. Signed agreements for any staging areas not within the project site

The content contained in the workplan shall be responsive to the following administrative safety and security requirements listed in these special provisions most notably in the following sections:

1. The Crane Safety requirements in the special provisions and *Appendix A, Norfolk Southern Standard Special Provisions for Protection of Railway Interests*.
2. Locations of concrete pump and drill rig and any other significant equipment needed during each stage of operations.
3. Safety and security requirements described within the *Site Specific Safety Plan* project special provision.
4. Erosion and sediment control requirements.
5. Underground utility information found during the Contractors utility survey, with utilities marked to remain or to be abandoned.
6. All other applicable requirements listed in *Appendix A, Norfolk Southern Standard Special Provisions for Protection of Railway Interests*.

The proposed workplan shall be submitted for review within 14 days of administrative NTP.

The Contractor shall submit a rolling four week lookahead schedule to the Engineer weekly for review. The schedule shall include anticipated locations of operations, types of operations, dates of operations in those areas and street or sidewalk closures. Each submittal of the schedule shall identify deviations from the previously submitted lookahead schedule, for approval by the Engineer. The format of the schedule shall be provided to the Engineer prior to the first schedule submittal for concurrence.

MANDATORY PRE-BID CONFERENCE (Prequalifying To Bid):

In order for all prospective bidders to have an extensive knowledge of the project, all prospective bidders shall attend a mandatory pre-bid conference on Wednesday, June 28th at 10:00am at:

NCDOT County Maintenance Yard (Paw Creek)
6820 Rozzelles Ferry Road
Charlotte, NC 28214
Contact: Doug Horrell (919-630-5489) or ddhorrell@ncdot.gov

The bidders must also attend a mandatory site visit immediately following the pre-bid conference. Appropriate railroad PPE will be required for the site visit, including hardhat, safety goggles, reflective vest, and safety boots.

The pre-bid conference will include a thorough discussion of the plans, contract pay items, special provisions, etc.

Only bidders who have attended and properly registered at the above scheduled pre-bid conference, mandatory site visit, and who have met all other prequalification requirements will be considered prequalified to bid on this project. A bid received from a bidder who has not attended and properly registered at the above scheduled pre-bid conference or mandatory site visit will not be accepted and considered for award.

Attendance at the pre-bid conference will not meet the requirements of proper registration unless the individual attending has registered at the pre-bid conference in accordance with the following:

- (A) The individual has signed his name on the official roster no later than 30 minutes after the above noted time for the beginning of the conference.
- (B) The individual has written in the name and address of the company he or she represents.
- (C) Only one company has been shown as being represented by the individual attending.
- (D) The individual attending is an officer or permanent employee of the company they are representing.

Attendance at any prior pre-bid conference will not meet the requirement of this provision.

INTERESTED PARTIES LIST:

(6-21-22)(Rev. 7-19-22)

102

SP1 G02

Revise the *2018 Standard Specifications* as follows:

Page 1-12, Article 102-3 PROPOSALS AND PLAN HOLDER LISTS, lines 45-49, delete and

replace with the following:

102-3 PROPOSALS AND INTERESTED PARTIES LIST

On Department projects advertised, the prospective bidder shall sign up on the *Interested Parties List* no later than one business day prior to the Letting day of that project, for which he intends to submit a bid. There is no cost for signing up on the *Interested Parties List* that can be found on the Department's website at connect.ncdot.gov/letting.

Page 1-12, Article 102-3 PROPOSALS AND PLAN HOLDER LISTS, lines 1-3, delete and replace the first sentence of the second paragraph with the following:

The proposal will state the location of the contemplated construction and show a schedule of contract items with the approximate quantity of each of these items for which bid prices are invited.

Page 1-14, Article 102-8 PREPARATION AND SUBMISSION OF BIDS, lines 30-31, delete and replace the first paragraph with the following:

Prior to submitting a bid on a project, the bidder shall sign up on the *Interested Parties List* in conformance with Article 102-3. The bidder shall submit a unit or lump sum price for every item in the proposal other than items that are authorized alternates to those items for which a bid price has been submitted.

BUILD AMERICA, BUY AMERICA (BABA):

(11-15-22)

106

SP1 G04

Revise the *2018 Standard Specifications* as follows:

Page 1-53, Article 106-1 GENERAL REQUIREMENTS, add the following after line 27:

(C) Build America, Buy America (BABA)

All manufactured products and construction materials permanently incorporated into any project must meet requirements of the Build America, Buy America (BABA) Act of the Infrastructure Investment and Jobs Act (IIJA). Before any material or product shown on the Department's Build America, Buy America (BABA) List is included for payment on a monthly estimate, the Contractor shall furnish the Engineer with a notarized certification certifying that the items conform to the BABA Act. The Department's Build America Buy America (BABA) List can be found on the Department's website.

<https://connect.ncdot.gov/letting/LetCentral/NCDOT%20BABA%20Materials%20List.pdf>

Each purchase order issued by the Contractor or a subcontractor for items on the BABA List to be permanently incorporated into any project shall contain in bold print a statement advising the supplier that the manufactured products and construction materials must be produced in the United States of America. The Contractor and all affected subcontractors shall maintain a separate file for BABA List items so that verification of the Contractor's efforts to purchase items produced in

the United States can readily be verified by an authorized representative of the Department or the Federal Highway Administration (FHWA).

LIABILITY INSURANCE:

(5-16-23)

107

SP1 G05

Revise the *2018 Standard Specifications* as follows:

Page 1-64, Article 107-15 LIABILITY INSURANCE, replace the first sentence with the following:

The Contractor shall at its sole cost and expense obtain and furnish to the Department an original standard Association for Cooperative Operations Research and Development (ACORD) certificate of liability insurance evidencing commercial general liability with a limit for bodily injury and property damage in the amount of \$5,000,000 per occurrence and \$5,000,000 general aggregate, covering the Contractor from claims or damages for bodily injury, personal injury, or for property damages that may arise from operating under the contract by the employees and agents of the Contractor.

NOTE TO CONTRACTOR (Liability Insurance):

The prime contractor is required to carry liability insurance required by Norfolk Southern Railway. See *Appendix A, Norfolk Southern Standard Special Provisions for Protection of Railway Interests* for requirements.

CONTRACT TIME AND LIQUIDATED DAMAGES:

(8-15-00) (Rev. 5-16-23)

108

SP1 G08 A

The date of availability for this contract is **September 5, 2023**, except that work in jurisdictional waters and wetlands shall not begin until a meeting between the DOT, Regulatory Agencies, and the Contractor is held as stipulated in the permits contained elsewhere in this proposal. This delay in availability has been considered in determining the contract time for this project.

The completion date for this contract is **December 28, 2025**.

Except where otherwise provided by the contract, observation periods required by the contract will not be a part of the work to be completed by the completion date and/or intermediate contract times stated in the contract. The acceptable completion of the observation periods that extend beyond the final completion date shall be a part of the work covered by the performance and payment bonds.

The liquidated damages for this contract are **Two Hundred Dollars (\$ 200.00)** per calendar day. These liquidated damages will not be cumulative with any liquidated damages which may become chargeable under Intermediate Contract Time Number 1.

INTERMEDIATE CONTRACT TIME NUMBER 1 AND LIQUIDATED DAMAGES:

(7-1-95) (Rev. 2-21-12)

108

SP1 G13 A

Except for that work required under the Project Special Provisions entitled *Planting, Reforestation* and/or *Permanent Vegetation Establishment*, included elsewhere in this proposal, the Contractor will be required to complete all work included in this contract and shall place and maintain traffic on same.

The date of availability for this intermediate contract time is **September 5, 2023**.

The completion date for this intermediate contract time is **July 1, 2025**.

The liquidated damages for this intermediate contract time are **One Thousand Five Hundred Dollars (\$ 1,500.00)** per calendar day.

Upon apparent completion of all the work required to be completed by this intermediate date, a final inspection will be held in accordance with Article 105-17 and upon acceptance, the Department will assume responsibility for the maintenance of all work except *Planting, Reforestation* and/or *Permanent Vegetation Establishment*. The Contractor will be responsible for and shall make corrections of all damages to the completed roadway caused by his planting operations, whether occurring prior to or after placing traffic through the project.

INTERMEDIATE CONTRACT TIME NUMBER 2 AND LIQUIDATED DAMAGES:

(2-20-07) (Rev. 6-06-23)

108

SP1 G14 H

The Contractor shall complete **all work** required **at each tie-in of the proposed 64" water line** as shown on Sheet **UC-4A** and shall restore service to **Charlotte Water**.

The date of availability for this intermediate contract time is the date the Contractor elects to begin the work. **The Contractor shall have written approval from Charlotte Water prior to the shutdown of the existing 64" water line.**

The completion date for this intermediate contract time is the date which is **fourteen (14)** consecutive calendar days after and including the date of availability.

The liquidated damages are **Six Hundred Dollars (\$ 600.00)** per calendar day.

PERMANENT VEGETATION ESTABLISHMENT:

(2-16-12) (Rev. 10-15-13)

104

SP1 G16

Establish a permanent stand of the vegetation mixture shown in the contract. During the period between initial vegetation planting and final project acceptance, perform all work necessary to establish permanent vegetation on all erodible areas within the project limits, as well as, in borrow and waste pits. This work shall include erosion control device maintenance and installation, repair seeding and mulching, supplemental seeding and mulching, mowing, and fertilizer topdressing, as directed. All work shall be performed in accordance with the applicable section of the *2018 Standard Specifications*. All work required for initial vegetation planting shall be performed as a part of the work necessary for the completion and acceptance of the Intermediate Contract Time (ICT). Between the time of ICT and Final Project acceptance, or otherwise referred to as the vegetation establishment period, the Department will be responsible

for preparing the required National Pollutant Discharge Elimination System (NPDES) inspection records.

Once the Engineer has determined that the permanent vegetation establishment requirement has been achieved at an 80% vegetation density (the amount of established vegetation per given area to stabilize the soil) and no erodible areas exist within the project limits, the Contractor will be notified to remove the remaining erosion control devices that are no longer needed. The Contractor will be responsible for, and shall correct any areas disturbed by operations performed in permanent vegetation establishment and the removal of temporary erosion control measures, whether occurring prior to or after placing traffic on the project.

Payment for *Response for Erosion Control, Seeding and Mulching, Repair Seeding, Supplemental Seeding, Mowing, Fertilizer Topdressing, Silt Excavation, and Stone for Erosion Control* will be made at contract unit prices for the affected items. Work required that is not represented by contract line items will be paid in accordance with Articles 104-7 or 104-3 of the *2018 Standard Specifications*. No additional compensation will be made for maintenance and removal of temporary erosion control items.

NOTE TO CONTRACTOR (64" Water Line Shutdown):

The Contractor shall not shut down the existing 64" water line between **February 28th** and **November 30th** of any year.

MAJOR CONTRACT ITEMS:

(2-19-02)

104

SP1 G28

The following listed items are the major contract items for this contract (see Article 104-5 of the *2018 Standard Specifications*):

Line #	Description
43	Sub-Ballast
48	64" Water Line
55	96" Encasement Pipe

SPECIALTY ITEMS:

(7-1-95)(Rev. 7-20-21)

108-6

SP1 G37

Items listed below will be the specialty items for this contract (see Article 108-6 of the *2018 Standard Specifications*).

Line #	Description
37-38	Fencing
47	Signing
48-59	Utility Construction
60-92	Erosion Control

FUEL PRICE ADJUSTMENT:

(11-15-05) (Rev. 11-15-22)

109-8

SP1 G43

Revise the *2018 Standard Specifications* as follows:

Page 1-87, Article 109-8, Fuel Price Adjustments, add the following:

The base index price for DIESEL #2 FUEL is \$ **2.4999** per gallon. Where any of the following are included as pay items in the contract, they will be eligible for fuel price adjustment.

The pay items and the fuel factor used in calculating adjustments to be made will be as follows:

Description	Units	Fuel Usage Factor Diesel
Unclassified Excavation	Gal/CY	0.29
Borrow Excavation	Gal/CY	0.29
Class IV Subgrade Stabilization	Gal/Ton	0.55
Aggregate Base Course	Gal/Ton	0.55
Sub-Ballast	Gal/Ton	0.55
Erosion Control Stone	Gal/Ton	0.55
Rip Rap, Class	Gal/Ton	0.55
Asphalt Concrete Base Course, Type _____	Gal/Ton	0.90 or 2.90
Asphalt Concrete Intermediate Course, Type _____	Gal/Ton	0.90 or 2.90
Asphalt Concrete Surface Course, Type _____	Gal/Ton	0.90 or 2.90
Open-Graded Asphalt Friction Course	Gal/Ton	0.90 or 2.90
Permeable Asphalt Drainage Course, Type _____	Gal/Ton	0.90 or 2.90
Sand Asphalt Surface Course, Type _____	Gal/Ton	0.90 or 2.90
Ultra-thin Bonded Wearing Course	Gal/Ton	0.90 or 2.90
Aggregate for Cement Treated Base Course	Gal/Ton	0.55
Portland Cement for Cement Treated Base Course	Gal/Ton	0.55
> 11" Portland Cement Concrete Pavement	Gal/SY	0.327
Concrete Shoulders Adjacent to > 11" Pavement	Gal/SY	0.327
9" to 11" Portland Cement Concrete Pavement	Gal/SY	0.272
Concrete Shoulders Adjacent to 9" to 11" Pavement	Gal/SY	0.272
< 9" Portland Cement Concrete Pavement	Gal/SY	0.245
Concrete Shoulders Adjacent to < 9" Pavement	Gal/SY	0.245

For the asphalt items noted in the chart as eligible for fuel adjustments, the bidder may include the *Fuel Usage Factor Adjustment Form* with their bid submission if they elect to use the fuel usage factor. The *Fuel Usage Factor Adjustment Form* is found at the following link:

<https://connect.ncdot.gov/letting/LetCentral/Fuel%20Usage%20Factor%20Adjustment%20Form%20-%20Starting%20Nov%202022%20Lettings.pdf>

Select either 2.90 Gal/Ton fuel factor or 0.90 Gal/Ton fuel factor for each asphalt line item on the *Fuel Usage Factor Adjustment Form*. The selected fuel factor for each asphalt item will remain in effect for the duration of the contract.

Failure to complete the *Fuel Usage Factor Adjustment Form* will result in using 2.90 gallons per ton as the Fuel Usage Factor for Diesel for the asphalt items noted above. The contractor will not be permitted to change the Fuel Usage Factor after the bids are submitted.

STEEL PRICE ADJUSTMENT:

(4-19-22)(Rev. 7-18-23)

SP1 G47

Description and Purpose

Steel price adjustments will be made to the payments due the Contractor for items as defined herein that are permanently incorporated into the work, when the price of raw steel mill products utilized on the contract have fluctuated. The Department will adjust monthly progress payments up or down as appropriate for cost changes in steel according to this provision.

Eligible Items

The list of eligible bid items for steel price adjustment can be found on the Departments website at the following address:

<https://connect.ncdot.gov/letting/LetCentral/Eligible%20Bid%20Items%20for%20Steel%20Price%20Adjustment.xlsx>

Nuts, bolts, anchor bolts, rebar chairs, connecting bands and other miscellaneous hardware associated with these items shall not be included in the price adjustment.

Adjustments will only be made for fluctuations in the material cost of the steel used in the above products as specified in the Product Relationship Table below. The producing mill is defined as the source of steel product before any fabrication has occurred (e.g., coil, plate, rebar, hot rolled shapes, etc.). No adjustment will be made for changes in the cost of fabrication, coating, shipping, storage, etc.

No steel price adjustments will be made for any products manufactured from steel having an adjustment date, as defined by the Product Relationship Table below, prior to the letting date.

Bid Submittal Requirements

The successful bidder, within 14 calendar days after the notice of award is received by him, shall provide the completed Form SPA-1 to the Department (State Contract Officer or Division Contract Engineer) along with the payment bonds, performance bonds and contract execution signature sheets in a single submittal. If Form SPA-1 is not included in the same submittal as the payment bonds, performance bonds and contract execution signature sheets, the Contractor will not be eligible for any steel price adjustment for any item in the contract for the life of the contract. Form SPA-1 can be found on the Department's website at the following address:

<https://connect.ncdot.gov/letting/LetCentral/Form%20SPA-1.xlsm>

The Contractor shall provide Form SPA-1 listing the Contract Line Number, (with corresponding Item Number, Item Description, and Category) for the steel products they wish to have an adjustment calculated. Only the contract items corresponding to the list of eligible item numbers

for steel price adjustment may be entered on Form SPA-1. The Contractor may choose to have steel price adjustment applied to any, all, or none of the eligible items. However, the Contractor's selection of items for steel price adjustment or non-selection (non-participation) may not be changed once Form SPA-1 has been received by the Department. Items the Bidder chooses for steel price adjustment must be designated by writing the word "Yes" in the column titled "Option" by each Pay Item chosen for adjustment. Should the bidder elect an eligible steel price item, the entire quantity of the line item will be subject to the price adjustment for the duration of the Contract. The Bidder's designations on Form SPA-1 must be written in ink or typed and signed by the Bidder (Prime Contractor) to be considered complete. Items not properly designated, designated with "No", or left blank on the Bidder's Form SPA-1 will automatically be removed from consideration for adjustment. No steel items will be eligible for steel price adjustment on this Project if the Bidder fails to return Form SPA-1 in accordance with this provision.

Establishing the Base Price

The Department will use a blend of monthly average prices as reported from the Fastmarkets platform to calculate the monthly adjustment indices (BI and MI). This data is typically available on the first day of the month for the preceding month. The indices will be calculated by the Department for the different categories found on the Product Relationship Table below. For item numbers that include multiple types of steel products, the category listed for that item number will be used for adjusting each steel component.

The bidding index for Category 1 Steel items is **\$ 46.80** per hundredweight.

The bidding index for Category 2 Steel items is **\$ 74.94** per hundredweight.

The bidding index for Category 3 Steel items is **\$ 66.33** per hundredweight.

The bidding index for Category 4 Steel items is **\$ 54.64** per hundredweight.

The bidding index for Category 5 Steel items is **\$ 57.94** per hundredweight.

The bidding index for Category 6 Steel items is **\$ 76.98** per hundredweight.

The bidding index for Category 7 Steel items is **\$ 49.41** per hundredweight.

The bidding index represents a selling price of steel based on Fastmarkets data for the month of **May 2023**.

MI = Monthly Index. – in Dollars (\$) per hundredweight (CWT). Use the adjustment indices from the month the steel was shipped from the producing mill, received on the project, or member cast as defined in the Product Relationship Table.

BI = Bidding Index. - in Dollars (\$) per hundredweight (CWT). Use the adjustment indices as listed in the proposal.

<i>Steel Product (Title)</i>	BI, MI*	Adjustment Date for MI	Category
Reinforcing Steel, Bridge Deck, and SIP Forms	Based on one or more Fastmarkets indices	Delivery Date from Producing Mill	1
Structural Steel and Encasement Pipe	Based on one or more Fastmarkets indices	Delivery Date from Producing Mill	2
Steel H-Piles, Soldier Pile Walls	Based on one or more Fastmarkets indices	Delivery Date from Producing Mill	3
Guardrail Items and Pipe Piles	Based on one or more Fastmarkets indices	Material Received Date**	4

Fence Items	Based on one or more Fastmarkets indices	Material Received Date**	5
Overhead Sign Assembly, Signal Poles, High Mount Standards	Based on one or more Fastmarkets indices	Material Received Date**	6
Prestressed Concrete Members	Based on one or more Fastmarkets indices	Cast Date of Member	7

Submit documentation to the Engineer for all items listed in the Contract for which the Contractor is requesting a steel price adjustment.

Submittal Requirements

The items in categories 1,2, and 3, shall be specifically stored, labeled, or tagged, recognizable by color marking, and identifiable by Project for inspection and audit verification immediately upon arrival at the fabricator.

Furnish the following documentation for all steel products to be incorporated into the work and documented on Form SPA-2, found on the Departments website at the following address:

<https://connect.ncdot.gov/projects/construction/Construction%20Forms/Form%20SPA-2.xlsx>

Submit all documentation to the Engineer prior to incorporation of the steel into the completed work. The Department will withhold progress payments for the affected contract line item if the documentation is not provided and at the discretion of the Engineer the work is allowed to proceed. Progress payments will be made upon receipt of the delinquent documentation.

Step 1 (Form SPA -2)

Utilizing Form SPA-2, submit separate documentation packages for each line item from Form SPA-1 for which the Contractor opted for a steel price adjustment. For line items with multiple components of steel, each component should be listed separately. Label each SPA-2 documentation package with a unique number as described below.

- a. Documentation package number: (Insert the contract line-item) - (Insert sequential package number beginning with "1").

Example: 412 - 1,
412 - 2,
424 - 1,
424 - 2,
424 - 3, etc.

- b. The steel product quantity in pounds
 - i. The following sources should be used, in declining order of precedence, to determine the weight of steel/iron, based on the Engineers decision:
 1. Department established weights of steel/iron by contract pay item per pay unit;
 2. Approved Shop Drawings;
 3. Verified Shipping Documents;
 4. Contract Plans;

5. Standard Drawing Sheets;
 6. Industry Standards (i.e., AISC Manual of Steel Construction, AWWA Standards, etc.); and
 7. Manufacture's data.
- ii. Any item requiring approved shop drawings shall have the weights of steel calculated and shown on the shop drawings or submitted and certified separately by the fabricator.
 - c. The date the steel product, subject to adjustment, was shipped from the producing mill (Categories 1-3), received on the project (Categories 4-6), or casting date (Category 7).

Step 2 (Monthly Calculator Spreadsheet)

For each month, upon the incorporation of the steel product into the work, provide the Engineer the following:

- 1) Completed NCDOT Steel Price Adjustment Calculator Spreadsheet, summarizing all the steel submittal packages (Form SPA-2) actually incorporated into the completed work in the given month.
 - a. Contract Number
 - b. Bidding Index Reference Month
 - c. Contract Completion Date or Revised Completion Date
 - d. County, Route, and Project TIP information
 - e. Item Number
 - f. Line-Item Description
 - g. Submittal Number from Form SPA-2
 - h. Adjustment date
 - i. Pounds of Steel
- 2) An affidavit signed by the Contractor stating the documentation provided in the NCDOT Steel Price Adjustment Calculator Spreadsheet is true and accurate.

Price Adjustment Conditions

Download the Monthly Steel Adjustment Spreadsheet with the most current reference data from the Department's website each month at the following address:

<https://connect.ncdot.gov/projects/construction/Construction%20Forms/Form%20SPA-3%20NCDOT%20Steel%20Price%20Adjustment%20Calculator.xlsx>

If the monthly Fastmarkets data is not available, the data for the most recent immediately preceding month will be used as the basis for adjustment.

Price Adjustment Calculations

The price adjustment will be determined by comparing the percentage of change in index value listed in the proposal (BI) to the monthly index value (MI). (See included sample examples). Weights and date of shipment must be documented as required herein. The final price adjustment dollar value will be determined by multiplying this percentage increase or decrease in the index by the represented quantity of steel incorporated into the work, and the established bidding index (BI) subject to the limitations herein.

Price increase/decrease will be computed as follows:

$$\text{SPA} = ((\text{MI}/\text{BI}) - 1) * \text{BI} * (\text{Q}/100)$$

Where;

SPA = Steel price adjustment in dollars

MI = Monthly Shipping Index. – in Dollars (\$) per hundredweight (CWT). Use the adjustment indices from the month the steel was shipped from the producing mill, received on the project, or member cast as defined in the Product Relationship Table.

BI = Bidding Index. - in Dollars (\$) per hundredweight (CWT). Use the adjustment indices as listed in the proposal.

Q = Quantity of steel, product, pounds actually incorporated into the work as documented by the Contractor, or Design Build Team and verified by the Engineer.

Calculations for price adjustment shall be shown separate from the monthly progress estimate and will not be included in the total cost of work for determination of progress or for extension of Contract time in accordance with Subarticle 108-10(B)(1).

Any apparent attempt to unbalance bids in favor of items subject to price adjustment may result in rejection of the bid proposal.

Adjustments will be paid or charged to the Contractor only. Any Contractor receiving an adjustment under this provision shall distribute the proper proportional part of such adjustments to the subcontractor who performed the applicable work.

Delays to the work caused by steel shortages may be justification for a Contract time extension but will not constitute grounds for claims for standby equipment, extended office overhead, or other costs associated with such delays.

If an increase in the steel material price is anticipated to exceed 50% of the original quoted price, the contractor must notify the Department within 7 days prior to purchasing the material. Upon receipt of such notification, the Department will direct the Contractor to either (1) proceed with the work or (2) suspend the work and explore the use of alternate options.

If the decrease in the steel material exceeds 50% of the original quoted price, the contractor may submit to the Department additional market index information specific to the item in question to dispute the decrease. The Department will review this information and determine if the decrease is warranted.

When the steel product adjustment date, as defined in the Product Relationship Table, is after the approved contract completion date, the steel price adjustments will be based on the lesser value of either the MI for the month of the approved contract completion date or the MI for the actual adjustment date.

If the price adjustment is based on estimated material quantities for that time, and a revision to the total material quantity is made in a subsequent or final estimate, an appropriate adjustment will be made to the price adjustment previously calculated. The adjustment will be based on the

same indices used to calculate the price adjustment which is being revised. If the adjustment date of the revised material quantity cannot be determined, the adjustment for the quantity in question, will be based on the indices utilized to calculate the steel price adjustment for the last initial documentation package submission, for the steel product subject to adjustment, that was incorporated into the particular item of work, for which quantities are being finalized.

Example: Structural steel for a particular bridge was provided for in three different shipments with each having a different mill shipping date. The quantity of structural steel actually used for the bridge was calculated and a steel price adjustment was made in a progress payment. At the conclusion of the work an error was found in the plans of the final quantity of structural steel used for the bridge. The quantity to be adjusted cannot be directly related to any one of the three mill shipping dates. The steel price adjustment for the quantity in question would be calculated using the indices that were utilized to calculate the steel price adjustment for the quantity of structural steel represented by the last initial structural steel documentation package submission. The package used will be the one with the greatest sequential number.

Extra Work/Force Account:

When steel products, as specified herein, are added to the contract as extra work, in accordance with the provisions of Article 104-7 or 104-3, the Engineer will determine and specify in the supplemental agreement, the need for application of steel price adjustments on a case-by-case basis. No steel price adjustments will be made for any products manufactured from steel having an adjustment date prior to the supplemental agreement execution date. Price adjustments will be made as provided herein, except the Bidding Index will be based on the month in which the supplemental agreement pricing was executed.

For work performed on force account basis, reimbursement of actual material costs, along with the specified overhead and profit markup, will be considered to include full compensation for the current cost of steel and no steel price adjustments will be made.

Examples Form SPA-2
Steel Price Adjustment Submission Form

Contract Number C203394 Bid Reference Month January 2019

Submittal Date 8/31/2019

Contract Line Item 237

Line Item Description APPROX....LBS Structural Steel

Sequential Submittal Number 2

Supplier	Description of material	Location information	Quantity in lbs.	Adjustment Date
XYZ mill	Structural Steel	Structure 3, Spans A-C	1,200,000	May 4, 2020
ABC distributing	Various channel & angle shapes	Structure 3 Spans A-C	35,000	July 14, 2020
		Total Pounds of Steel	1,235,000	

Note: Attach the following supporting documentation to this form.

- Bill of Lading to support the shipping dates
- Supporting information for weight documentation (e.g., Pay item reference, Shop drawings, shipping documents, Standards Sheets, industry standards, or manufacturer's data)

By providing this data under my signature, I attest to the accuracy of and validity of the data on this form and certify that no deliberate misrepresentation in any manner has occurred.

Printed Name

Signature

Examples Form SPA-2**Steel Price Adjustment Submission Form**Contract Number C203394 Bid Reference Month January 2019Submittal Date August 31, 2019Contract Line Item 237Line Item Description SUPPORT, OVRHD SIGN STR -DFEB – STA 36+00Sequential Submittal
Number 2

Supplier	Description of material	Location information	Quantity in lbs.	Adjustment Date
XYZ mill	Tubular Steel (Vertical legs)	<u>-DFEB – STA 36+00</u>	12000	December 11, 2021
PDQ Mill	4" Tubular steel (Horizontal legs)	<u>-DFEB – STA 36+00</u>	5900	December 11, 2021
ABC distributing	Various channel & angle shapes (see quote)	<u>-DFEB – STA 36+00</u>	1300	December 11, 2021
	Catwalk assembly	<u>-DFEB – STA 36+00</u>	2000	December 11, 2021
Nucor	Flat plate	<u>-DFEB – STA 36+00</u>	650	December 11, 2021
		Total Pounds of Steel	21,850	

Note: Attach the following supporting documentation to this form.

- Bill of Lading to support the shipping dates
- Supporting information for weight documentation (e.g., Pay item reference, Shop drawings, shipping documents, Standards Sheets, industry standards, or manufacturer's data)

By providing this data under my signature, I attest to the accuracy of and validity of the data on this form and certify that no deliberate misrepresentation in any manner has occurred.

Printed Name

Signature

Price Adjustment Sample Calculation (increase)

Project bid on September 17, 2019

Line Item 635 "Structural Steel" has a plan quantity of 2,717,000 lbs.

Bidding Index for Structural Steel (Category 2) in the proposal was \$36.12/CWT = BI

450,000 lbs. of Structural Steel for Structure 2 at Station 44+08.60 were shipped to fabricator from the producing mill in same month, May 2021.

Monthly Index for Structural Steel (Category 2) for May 2021 was \$64.89/CWT = MI

The Steel Price Adjustment formula is as follows:

$$\text{SPA} = ((\text{MI} / \text{BI}) - 1) * \text{BI} * (\text{Q} / 100)$$

Where; SPA = Steel price adjustment in dollars

BI = Bidding Index – in dollars (\$) per hundredweight (CWT). Use the adjustment indices as listed in the proposal.

MI = Mill Shipping Index – in dollars (\$) per hundredweight (CWT). Use the adjustment indices from the month the steel was shipped from the producing mill, received on the project, or member cast as defined in the Product Relationship Table.

Q = Quantity of steel product, in pounds (lbs.) actually incorporated into the work as documented by the Contractor, or Design Build Team and verified by the Engineer.

$$\text{BI} = \$36.12 / \text{CWT}$$

$$\text{MI} = \$64.89 / \text{CWT}$$

$$\% \text{ change} = ((\text{MI} / \text{BI}) - 1) = (\$64.89 / \$36.12 - 1) = (1.79651 - 1) = 0.79651162791$$

$$\text{Q} = 450,000 \text{ lbs.}$$

$$\text{SPA} = 0.79651162791 \times \$36.12 \times (450,000 / 100)$$

$$\text{SPA} = 0.79651162791 * \$36.12 * 4,500$$

$$\text{SPA} = \$129,465 \text{ pay adjustment to Contractor for Structural Steel (Structure 2 at Station 44+08.60)}$$

Price Adjustment Sample Calculation (decrease)

Project bid on December 18, 2018

Line Item 635 Structural Steel has a plan quantity of 2,717,000 lbs.

Bidding Index for Structural Steel (Category 2) in the proposal was \$46.72/CWT = BI

600,000 lbs. of Structural Steel for Structure 1 at Station 22+57.68 were shipped to fabricator from the producing mill in same month, August 2020.

Monthly Index for Structural Steel (Category 2) for August 2020 was \$27.03/CWT = MI

The Steel Price Adjustment formula is as follows:

$$\text{SPA} = ((\text{MI} / \text{BI}) - 1) * \text{BI} * (\text{Q} / 100)$$

Where; SPA = Steel price adjustment in dollars

BI = Bidding Index – in dollars (\$) per hundredweight (CWT). Use the adjustment indices as listed in the proposal.

MI = Mill Shipping Index – in dollars (\$) per hundredweight (CWT). Use the adjustment indices from the month the steel was shipped from the producing mill, received on the project, or member cast as defined in the Product Relationship Table.

Q = Quantity of steel product, in pounds (lbs.) actually incorporated into the work as documented by the Contractor, or Design Build Team and verified by the Engineer.

$$\text{BI} = \$46.72 / \text{CWT}$$

$$\text{MI} = \$27.03 / \text{CWT}$$

$$\% \text{ change} = ((\text{MI} / \text{BI}) - 1) = (\$27.03 / \$46.72 - 1) = (0.57855 - 1) = -0.421446917808$$

$$\text{Q} = 600,000 \text{ lbs.}$$

$$\text{SPA} = -0.421446917808 * \$46.72 * (600,000 / 100)$$

$$\text{SPA} = -0.421446917808 * \$46.72 * 6,000$$

$$\text{SPA} = \$ 118,140.00 \text{ Credit to the Department for Structural Steel (Structure 1 at Station 22+57.68)}$$

Price Adjustment Sample Calculation (increase)

Project bid on July 16, 2020

Line Item 614 Reinforced Concrete Deck Slab has a plan quantity of 241974 lbs.

Bidding Index Reference Month was May 2020. Bidding Index for Reinforced Concrete Deck Slab (Category 1) in the proposal was \$29.21/CWT = BI

51,621 lbs. of reinforcing steel and 52,311 lbs. of epoxy coated reinforcing steel for Structure 2 at Station 107+45.55 -L- was shipped to fabricator from the producing mill in same month, May 2021.

Monthly Index for Reinforced Concrete Deck Slab (Category 1) for May 2021 was \$43.13/CWT = MI

The Steel Price Adjustment formula is as follows:

$$\text{SPA} = ((\text{MI} / \text{BI}) - 1) * \text{BI} * (\text{Q} / 100)$$

Where; SPA = Steel price adjustment in dollars

BI = Bidding Index – in dollars (\$) per hundredweight (CWT). Use the adjustment indices as listed in the proposal.

MI = Mill Shipping Index – in dollars (\$) per hundredweight (CWT). Use the adjustment indices from the month the steel was shipped from the producing mill, received on the project, or member cast as defined in the Product Relationship Table.

Q = Quantity of steel product, in pounds (lbs.) actually incorporated into the work as documented by the Contractor, or Design Build Team and verified by the Engineer.

$$\text{BI} = \$29.21 / \text{CWT}$$

$$\text{MI} = \$43.13 / \text{CWT}$$

$$\% \text{ change} = ((\text{MI} / \text{BI}) - 1) = (\$43.13 / \$29.21 - 1) = (1.47655 - 1) = 0.47654912701$$

$$\text{Q} = 103932 \text{ lbs.}$$

$$\text{SPA} = 0.47654912701 * \$29.21 * (103,932 / 100)$$

$$\text{SPA} = 0.47654912701 * \$29.21 * 1,039.32$$

SPA = \$14,467.33 Pay Adjustment to Contractor for Reinforced Concrete Deck Slab (Category 1) at Station 107+45.55 -L-

SCHEDULE OF ESTIMATED COMPLETION PROGRESS:

(7-15-08) (Rev. 6-20-23)

108-2

SP1 G58

The Contractor's attention is directed to the Standard Special Provision entitled *Availability of Funds Termination of Contracts* included elsewhere in this proposal. The Department of Transportation's schedule of estimated completion progress for this project as required by that Standard Special Provision is as follows:

	<u>Fiscal Year</u>	<u>Progress (% of Dollar Value)</u>
2024	(7/01/23 - 6/30/24)	55% of Total Amount Bid
2025	(7/01/24 - 6/30/25)	45% of Total Amount Bid

The Contractor shall also furnish his own progress schedule in accordance with Article 108-2 of the *2018 Standard Specifications*. Any acceleration of the progress as shown by the Contractor's progress schedule over the progress as shown above shall be subject to the approval of the Engineer.

DISADVANTAGED BUSINESS ENTERPRISE:

(10-16-07)(Rev. 8-17-21)

102-15(J)

SP1 G61

Description

The purpose of this Special Provision is to carry out the U.S. Department of Transportation's policy of ensuring nondiscrimination in the award and administration of contracts financed in whole or in part with Federal funds. This provision is guided by 49 CFR Part 26.

Definitions

Additional DBE Subcontractors - Any DBE submitted at the time of bid that will not be used to meet the DBE goal. No submittal of a Letter of Intent is required.

Committed DBE Subcontractor - Any DBE submitted at the time of bid that is being used to meet the DBE goal by submission of a Letter of Intent. Or any DBE used as a replacement for a previously committed DBE firm.

Contract Goal Requirement - The approved DBE participation at time of award, but not greater than the advertised contract goal.

DBE Goal - A portion of the total contract, expressed as a percentage, that is to be performed by committed DBE subcontractor(s).

Disadvantaged Business Enterprise (DBE) - A firm certified as a Disadvantaged Business Enterprise through the North Carolina Unified Certification Program.

Goal Confirmation Letter - Written documentation from the Department to the bidder confirming the Contractor's approved, committed DBE participation along with a listing of the committed DBE firms.

Manufacturer - A firm that operates or maintains a factory or establishment that produces on the premises, the materials or supplies obtained by the Contractor.

Regular Dealer - A firm that owns, operates, or maintains a store, warehouse, or other establishment in which the materials or supplies required for the performance of the contract are bought, kept in stock, and regularly sold to the public in the usual course of business. A regular dealer engages in, as its principal business and in its own name, the purchase and sale or lease of the products in question. A regular dealer in such bulk items as steel, cement, gravel, stone, and petroleum products need not keep such products in stock, if it owns and operates distribution equipment for the products. Brokers and packagers are not regarded as manufacturers or regular dealers within the meaning of this section.

Replacement / Substitution – A full or partial reduction in the amount of work subcontracted to a committed (or an approved substitute) DBE firm.

North Carolina Unified Certification Program (NCUCP) - A program that provides comprehensive services and information to applicants for DBE certification, such that an applicant is required to apply only once for a DBE certification that will be honored by all recipients of USDOT funds in the state and not limited to the Department of Transportation only. The Certification Program is in accordance with 49 CFR Part 26.

United States Department of Transportation (USDOT) - Federal agency responsible for issuing regulations (49 CFR Part 26) and official guidance for the DBE program.

Forms and Websites Referenced in this Provision

DBE Payment Tracking System - On-line system in which the Contractor enters the payments made to DBE subcontractors who have performed work on the project.
<https://apps.dot.state.nc.us/Vendor/PaymentTracking/>

DBE-IS Subcontractor Payment Information - Form for reporting the payments made to all DBE firms working on the project. This form is for paper bid projects only.
<https://connect.ncdot.gov/business/Turnpike/Documents/Form%20DBE-IS%20Subcontractor%20Payment%20Information.pdf>

RF-1 DBE Replacement Request Form - Form for replacing a committed DBE.
<http://connect.ncdot.gov/projects/construction/Construction%20Forms/DBE%20MBE%20WBE%20Replacement%20Request%20Form.pdf>

SAF Subcontract Approval Form - Form required for approval to sublet the contract.
<http://connect.ncdot.gov/projects/construction/Construction%20Forms/Subcontract%20Approval%20Form%20Rev.%202012.zip>

JC-1 Joint Check Notification Form - Form and procedures for joint check notification. The form acts as a written joint check agreement among the parties providing full and prompt disclosure of the expected use of joint checks.
<http://connect.ncdot.gov/projects/construction/Construction%20Forms/Joint%20Check%20Notification%20Form.pdf>

Letter of Intent - Form signed by the Contractor and the DBE subcontractor, manufacturer or regular dealer that affirms that a portion of said contract is going to be performed by the signed DBE for the estimated amount (based on quantities and unit prices) listed at the time of bid.

<http://connect.ncdot.gov/letting/LetCentral/Letter%20of%20Intent%20to%20Perform%20as%20a%20Subcontractor.pdf>

Listing of DBE Subcontractors Form - Form for entering DBE subcontractors on a project that will meet this DBE goal. This form is for paper bids only.

[http://connect.ncdot.gov/municipalities/Bid%20Proposals%20for%20LGA%20Content/08%20DBE%20Subcontractors%20\(Federal\).docx](http://connect.ncdot.gov/municipalities/Bid%20Proposals%20for%20LGA%20Content/08%20DBE%20Subcontractors%20(Federal).docx)

Subcontractor Quote Comparison Sheet - Spreadsheet for showing all subcontractor quotes in the work areas where DBEs quoted on the project. This sheet is submitted with good faith effort packages.

<http://connect.ncdot.gov/business/SmallBusiness/Documents/DBE%20Subcontractor%20Quote%20Comparison%20Example.xls>

DBE Goal

The following DBE goal for participation by Disadvantaged Business Enterprises is established for this contract:

Disadvantaged Business Enterprises **4.0** %

- (A) *If the DBE goal is more than zero*, the Contractor shall exercise all necessary and reasonable steps to ensure that DBEs participate in at least the percent of the contract as set forth above as the DBE goal.
- (B) *If the DBE goal is zero*, the Contractor shall make an effort to recruit and use DBEs during the performance of the contract. Any DBE participation obtained shall be reported to the Department.

Directory of Transportation Firms (Directory)

Real-time information is available about firms doing business with the Department and firms that are certified through NCUCP in the Directory of Transportation Firms. Only firms identified in the Directory as DBE certified shall be used to meet the DBE goal. The Directory can be found at the following link. [https:// www.ebs.nc.gov/VendorDirectory/default.html](https://www.ebs.nc.gov/VendorDirectory/default.html)

The listing of an individual firm in the directory shall not be construed as an endorsement of the firm's capability to perform certain work.

Listing of DBE Subcontractors

At the time of bid, bidders shall submit all DBE participation that they anticipate to use during the life of the contract. Only those identified to meet the DBE goal will be considered committed, even though the listing shall include both committed DBE subcontractors and additional DBE subcontractors. Additional DBE subcontractor participation submitted at the time of bid will be used toward the Department's overall race-neutral goal. Only those firms with current DBE

certification at the time of bid opening will be acceptable for listing in the bidder's submittal of DBE participation. The Contractor shall indicate the following required information:

(A) Electronic Bids

Bidders shall submit a listing of DBE participation in the appropriate section of the electronic submittal file.

- (1) Submit the names and addresses of DBE firms identified to participate in the contract. If the bidder uses the updated listing of DBE firms shown in the electronic submittal file, the bidder may use the dropdown menu to access the name and address of the DBE firm.
- (2) Submit the contract line numbers of work to be performed by each DBE firm. When no figures or firms are entered, the bidder will be considered to have no DBE participation.
- (3) The bidder shall be responsible for ensuring that the DBE is certified at the time of bid by checking the Directory of Transportation Firms. If the firm is not certified at the time of the bid-letting, that DBE's participation will not count towards achieving the DBE goal.

(B) Paper Bids

- (1) *If the DBE goal is more than zero,*
 - (a) Bidders, at the time the bid proposal is submitted, shall submit a listing of DBE participation, including the names and addresses on *Listing of DBE Subcontractors* contained elsewhere in the contract documents in order for the bid to be considered responsive. Bidders shall indicate the total dollar value of the DBE participation for the contract.
 - (b) If bidders have no DBE participation, they shall indicate this on the *Listing of DBE Subcontractors* by entering the word "None" or the number "0." This form shall be completed in its entirety. **Blank forms will not be deemed to represent zero participation.** Bids submitted that do not have DBE participation indicated on the appropriate form will not be read publicly during the opening of bids. The Department will not consider these bids for award and the proposal will be rejected.
 - (c) The bidder shall be responsible for ensuring that the DBE is certified at the time of bid by checking the Directory of Transportation Firms. If the firm is not certified at the time of the bid-letting, that DBE's participation will not count towards achieving the corresponding goal.
- (2) *If the DBE goal is zero,* entries on the *Listing of DBE Subcontractors* are not required for the zero goal, however any DBE participation that is achieved during the project shall be reported in accordance with requirements contained elsewhere in the special provision.

DBE Prime Contractor

When a certified DBE firm bids on a contract that contains a DBE goal, the DBE firm is responsible for meeting the goal or making good faith efforts to meet the goal, just like any other bidder. In most cases, a DBE bidder on a contract will meet the DBE goal by virtue of the work it performs on the contract with its own forces. However, all the work that is performed by the DBE bidder and any other DBE subcontractors will count toward the DBE goal. The DBE bidder shall list itself along with any DBE subcontractors, if any, in order to receive credit toward the DBE goal.

For example, if the DBE goal is 45% and the DBE bidder will only perform 40% of the contract work, the prime will list itself at 40%, and the additional 5% shall be obtained through additional DBE participation with DBE subcontractors or documented through a good faith effort.

DBE prime contractors shall also follow Sections A and B listed under *Listing of DBE Subcontractor* just as a non-DBE bidder would.

Written Documentation – Letter of Intent

The bidder shall submit written documentation for each DBE that will be used to meet the DBE goal of the contract, indicating the bidder's commitment to use the DBE in the contract. This documentation shall be submitted on the Department's form titled *Letter of Intent*.

The documentation shall be received in the office of the State Contractor Utilization Engineer or at DBE@ncdot.gov no later than 10:00 a.m. of the sixth calendar day following opening of bids, unless the sixth day falls on an official state holiday. In that situation, it is due in the office of the State Contractor Utilization Engineer no later than 10:00 a.m. on the next official state business day.

If the bidder fails to submit the Letter of Intent from each committed DBE to be used toward the DBE goal, or if the form is incomplete (i.e. both signatures are not present), the DBE participation will not count toward meeting the DBE goal. If the lack of this participation drops the commitment below the DBE goal, the Contractor shall submit evidence of good faith efforts, completed in its entirety, to the State Contractor Utilization Engineer or DBE@ncdot.gov no later than 10:00 a.m. on the eighth calendar day following opening of bids, unless the eighth day falls on an official state holiday. In that situation, it is due in the office of the State Contractor Utilization Engineer no later than 10:00 a.m. on the next official state business day.

Submission of Good Faith Effort

If the bidder fails to meet or exceed the DBE goal, the apparent lowest responsive bidder shall submit to the Department documentation of adequate good faith efforts made to reach the DBE goal.

A hard copy and an electronic copy of this information shall be received in the office of the State Contractor Utilization Engineer or at DBE@ncdot.gov no later than 10:00 a.m. on the sixth calendar day following opening of bids unless the sixth day falls on an official state holiday. In that situation, it is due in the office of the State Contractor Utilization Engineer no later than 10:00 a.m.

on the next official state business day. If the contractor cannot send the information electronically, then one complete set and 5 copies of this information shall be received under the same time constraints above.

Note: Where the information submitted includes repetitious solicitation letters, it will be acceptable to submit a representative letter along with a distribution list of the firms that were solicited. Documentation of DBE quotations shall be a part of the good faith effort submittal. This documentation may include written subcontractor quotations, telephone log notations of verbal quotations, or other types of quotation documentation.

Consideration of Good Faith Effort for Projects with DBE Goals More Than Zero

Adequate good faith efforts mean that the bidder took all necessary and reasonable steps to achieve the goal which, by their scope, intensity, and appropriateness, could reasonably be expected to obtain sufficient DBE participation. Adequate good faith efforts also mean that the bidder actively and aggressively sought DBE participation. Mere *pro forma* efforts are not considered good faith efforts.

The Department will consider the quality, quantity, and intensity of the different kinds of efforts a bidder has made. Listed below are examples of the types of actions a bidder will take in making a good faith effort to meet the goal and are not intended to be exclusive or exhaustive, nor is it intended to be a mandatory checklist.

- (A) Soliciting through all reasonable and available means (e.g. attendance at pre-bid meetings, advertising, written notices, use of verifiable electronic means through the use of the NCDOT Directory of Transportation Firms) the interest of all certified DBEs who have the capability to perform the work of the contract. The bidder must solicit this interest within at least 10 days prior to bid opening to allow the DBEs to respond to the solicitation. Solicitation shall provide the opportunity to DBEs within the Division and surrounding Divisions where the project is located. The bidder must determine with certainty if the DBEs are interested by taking appropriate steps to follow up initial solicitations.
- (B) Selecting portions of the work to be performed by DBEs in order to increase the likelihood that the DBE goals will be achieved.
 - (1) Where appropriate, break out contract work items into economically feasible units to facilitate DBE participation, even when the prime contractor might otherwise prefer to perform these work items with its own forces.
 - (2) Negotiate with subcontractors to assume part of the responsibility to meet the contract DBE goal when the work to be sublet includes potential for DBE participation (2nd and 3rd tier subcontractors).
- (C) Providing interested DBEs with adequate information about the plans, specifications, and requirements of the contract in a timely manner to assist them in responding to a solicitation.
- (D) (1) Negotiating in good faith with interested DBEs. It is the bidder's responsibility to

make a portion of the work available to DBE subcontractors and suppliers and to select those portions of the work or material needs consistent with the available DBE subcontractors and suppliers, to facilitate DBE participation. Evidence of such negotiation includes the names, addresses, and telephone numbers of DBEs that were considered; a description of the information provided regarding the plans and specifications for the work selected for subcontracting; and evidence as to why additional agreements could not be reached for DBEs to perform the work.

- (2) A bidder using good business judgment would consider a number of factors in negotiating with subcontractors, including DBE subcontractors, and would take a firm's price and capabilities as well as contract goals into consideration. However, the fact that there may be some additional costs involved in finding and using DBEs is not in itself sufficient reason for a bidder's failure to meet the contract DBE goal, as long as such costs are reasonable. Also, the ability or desire of a prime contractor to perform the work of a contract with its own organization does not relieve the bidder of the responsibility to make good faith efforts. Bidding contractors are not, however, required to accept higher quotes from DBEs if the price difference is excessive or unreasonable.
- (E) Not rejecting DBEs as being unqualified without sound reasons based on a thorough investigation of their capabilities. The bidder's standing within its industry, membership in specific groups, organizations, or associates and political or social affiliations (for example, union vs. non-union employee status) are not legitimate causes for the rejection or non-solicitation of bids in the bidder's efforts to meet the project goal.
- (F) Making efforts to assist interested DBEs in obtaining bonding, lines of credit, or insurance as required by the recipient or bidder.
- (G) Making efforts to assist interested DBEs in obtaining necessary equipment, supplies, materials, or related assistance or services.
- (H) Effectively using the services of available minority/women community organizations; minority/women contractors' groups; Federal, State, and local minority/women business assistance offices; and other organizations as allowed on a case-by-case basis to provide assistance in the recruitment and placement of DBEs. Contact within 7 days from the bid opening the Business Opportunity and Work Force Development Unit at BOWD@ncdot.gov to give notification of the bidder's inability to get DBE quotes.
- (I) Any other evidence that the bidder submits which shows that the bidder has made reasonable good faith efforts to meet the DBE goal.

In addition, the Department may take into account the following:

- (1) Whether the bidder's documentation reflects a clear and realistic plan for achieving the DBE goal.
- (2) The bidders' past performance in meeting the DBE goals.

- (3) The performance of other bidders in meeting the DBE goal. For example, when the apparent successful bidder fails to meet the DBE goal, but others meet it, you may reasonably raise the question of whether, with additional reasonable efforts the apparent successful bidder could have met the goal. If the apparent successful bidder fails to meet the DBE goal, but meets or exceeds the average DBE participation obtained by other bidders, the Department may view this, in conjunction with other factors, as evidence of the apparent successful bidder having made a good faith effort.

If the Department does not award the contract to the apparent lowest responsive bidder, the Department reserves the right to award the contract to the next lowest responsive bidder that can satisfy to the Department that the DBE goal can be met or that an adequate good faith effort has been made to meet the DBE goal.

Non-Good Faith Appeal

The State Prequalification Engineer will notify the contractor verbally and in writing of non-good faith. A contractor may appeal a determination of non-good faith made by the Goal Compliance Committee. If a contractor wishes to appeal the determination made by the Committee, they shall provide written notification to the State Prequalification Engineer or at DBE@ncdot.gov. The appeal shall be made within 2 business days of notification of the determination of non-good faith.

Counting DBE Participation Toward Meeting DBE Goal

(A) Participation

The total dollar value of the participation by a committed DBE will be counted toward the contract goal requirement. The total dollar value of participation by a committed DBE will be based upon the value of work actually performed by the DBE and the actual payments to DBE firms by the Contractor.

(B) Joint Checks

Prior notification of joint check use shall be required when counting DBE participation for services or purchases that involves the use of a joint check. Notification shall be through submission of Form JC-1 (*Joint Check Notification Form*) and the use of joint checks shall be in accordance with the Department's Joint Check Procedures.

(C) Subcontracts (Non-Trucking)

A DBE may enter into subcontracts. Work that a DBE subcontracts to another DBE firm may be counted toward the contract goal requirement. Work that a DBE subcontracts to a non-DBE firm does not count toward the contract goal requirement. If a DBE contractor or subcontractor subcontracts a significantly greater portion of the work of the contract than would be expected on the basis of standard industry practices, it shall be presumed that the DBE is not performing a commercially useful function. The DBE may present evidence to rebut this presumption to the Department. The Department's decision on the rebuttal of this presumption is subject to review by the Federal Highway Administration but is not administratively appealable to USDOT.

(D) Joint Venture

When a DBE performs as a participant in a joint venture, the Contractor may count toward its contract goal requirement a portion of the total value of participation with the DBE in the joint venture, that portion of the total dollar value being a distinct clearly defined portion of work that the DBE performs with its forces.

(E) Suppliers

A contractor may count toward its DBE requirement 60 percent of its expenditures for materials and supplies required to complete the contract and obtained from a DBE regular dealer and 100 percent of such expenditures from a DBE manufacturer.

(F) Manufacturers and Regular Dealers

A contractor may count toward its DBE requirement the following expenditures to DBE firms that are not manufacturers or regular dealers:

- (1) The fees or commissions charged by a DBE firm for providing a *bona fide* service, such as professional, technical, consultant, or managerial services, or for providing bonds or insurance specifically required for the performance of a DOT-assisted contract, provided the fees or commissions are determined to be reasonable and not excessive as compared with fees and commissions customarily allowed for similar services.
- (2) With respect to materials or supplies purchased from a DBE, which is neither a manufacturer nor a regular dealer, count the entire amount of fees or commissions charged for assistance in the procurement of the materials and supplies, or fees or transportation charges for the delivery of materials or supplies required on a job site (but not the cost of the materials and supplies themselves), provided the fees are determined to be reasonable and not excessive as compared with fees customarily allowed for similar services.

Commercially Useful Function

(A) DBE Utilization

The Contractor may count toward its contract goal requirement only expenditures to DBEs that perform a commercially useful function in the work of a contract. A DBE performs a commercially useful function when it is responsible for execution of the work of the contract and is carrying out its responsibilities by actually performing, managing, and supervising the work involved. To perform a commercially useful function, the DBE shall also be responsible with respect to materials and supplies used on the contract, for negotiating price, determining quality and quantity, ordering the material and installing (where applicable) and paying for the material itself. To determine whether a DBE is performing a commercially useful function, the Department will evaluate the amount of work subcontracted, industry practices, whether the amount the firm is to be paid under the

contract is commensurate with the work it is actually performing and the DBE credit claimed for its performance of the work, and any other relevant factors.

(B) DBE Utilization in Trucking

The following factors will be used to determine if a DBE trucking firm is performing a commercially useful function:

- (1) The DBE shall be responsible for the management and supervision of the entire trucking operation for which it is responsible on a particular contract, and there shall not be a contrived arrangement for the purpose of meeting DBE goals.
- (2) The DBE shall itself own and operate at least one fully licensed, insured, and operational truck used on the contract.
- (3) The DBE receives credit for the total value of the transportation services it provides on the contract using trucks it owns, insures, and operates using drivers it employs.
- (4) The DBE may subcontract the work to another DBE firm, including an owner-operator who is certified as a DBE. The DBE who subcontracts work to another DBE receives credit for the total value of the transportation services the subcontracted DBE provides on the contract.
- (5) The DBE may also subcontract the work to a non-DBE firm, including from an owner-operator. The DBE who subcontracts the work to a non-DBE is entitled to credit for the total value of transportation services provided by the non-DBE subcontractor not to exceed the value of transportation services provided by DBE-owned trucks on the contract. Additional participation by non-DBE subcontractors receives credit only for the fee or commission it receives as a result of the subcontract arrangement. The value of services performed under subcontract agreements between the DBE and the Contractor will not count towards the DBE contract requirement.
- (6) A DBE may lease truck(s) from an established equipment leasing business open to the general public. The lease must indicate that the DBE has exclusive use of and control over the truck. This requirement does not preclude the leased truck from working for others during the term of the lease with the consent of the DBE, so long as the lease gives the DBE absolute priority for use of the leased truck. This type of lease may count toward the DBE's credit as long as the driver is under the DBE's payroll.
- (7) Subcontracted/leased trucks shall display clearly on the dashboard the name of the DBE that they are subcontracted/leased to and their own company name if it is not identified on the truck itself. Magnetic door signs are not permitted.

DBE Replacement

When a Contractor has relied on a commitment to a DBE subcontractor (or an approved substitute DBE subcontractor) to meet all or part of a contract goal requirement, the contractor shall not

terminate the DBE subcontractor for convenience. This includes, but is not limited to, instances in which the Contractor seeks to perform the work of the terminated subcontractor with another DBE subcontractor, a non-DBE subcontractor, or with the Contractor's own forces or those of an affiliate.

The Contractor must give notice in writing both by certified mail and email to the DBE subcontractor, with a copy to the Engineer of its intent to request to terminate and/or substitute, and the reason for the request. The Contractor must give the DBE subcontractor five (5) business days to respond to the Contractor's Notice of Intent to Request Termination and/or Substitution. If the DBE subcontractor objects to the intended termination/substitution, the DBE, within five (5) business days must advise the Contractor and the Department of the reasons why the action should not be approved. The five-day notice period shall begin on the next business day after written notice is provided to the DBE subcontractor.

A committed DBE subcontractor may only be terminated after receiving the Department's written approval based upon a finding of good cause for the proposed termination and/or substitution. For purposes of this section, good cause shall include the following circumstances:

- (a) The listed DBE subcontractor fails or refuses to execute a written contract;
- (b) The listed DBE subcontractor fails or refuses to perform the work of its subcontract in a way consistent with normal industry standards. Provided, however, that good cause does not exist if the failure or refusal of the DBE subcontractor to perform its work on the subcontract results from the bad faith or discriminatory action of the prime contractor;
- (c) The listed DBE subcontractor fails or refuses to meet the prime contractor's reasonable, nondiscriminatory bond requirements;
- (d) The listed DBE subcontractor becomes bankrupt, insolvent, or exhibits credit unworthiness;
- (e) The listed DBE subcontractor is ineligible to work on public works projects because of suspension and debarment proceedings pursuant to 2 CFR Parts 180, 215 and 1,200 or applicable state law;
- (f) The listed DBE subcontractor is not a responsible contractor;
- (g) The listed DBE voluntarily withdraws from the project and provides written notice of withdrawal;
- (h) The listed DBE is ineligible to receive DBE credit for the type of work required;
- (i) A DBE owner dies or becomes disabled with the result that the listed DBE contractor is unable to complete its work on the contract;
- (j) Other documented good cause that compels the termination of the DBE subcontractor. Provided, that good cause does not exist if the prime contractor seeks to terminate a DBE it relied upon to obtain the contract so that the prime contractor can self-perform the work for which the DBE contractor was engaged or so that the prime contractor can substitute another DBE or non-DBE contractor after contract award.

The Contractor shall comply with the following for replacement of a committed DBE:

(A) Performance Related Replacement

When a committed DBE is terminated for good cause as stated above, an additional DBE that was submitted at the time of bid may be used to fulfill the DBE commitment. A good faith effort will only be required for removing a committed DBE if there were no additional DBEs submitted at the time of bid to cover the same amount of work as the DBE that was terminated.

If a replacement DBE is not found that can perform at least the same amount of work as the terminated DBE, the Contractor shall submit a good faith effort documenting the steps taken. Such documentation shall include, but not be limited to, the following:

- (1) Copies of written notification to DBEs that their interest is solicited in contracting the work defaulted by the previous DBE or in subcontracting other items of work in the contract.
 - (2) Efforts to negotiate with DBEs for specific subbids including, at a minimum:
 - (a) The names, addresses, and telephone numbers of DBEs who were contacted.
 - (b) A description of the information provided to DBEs regarding the plans and specifications for portions of the work to be performed.
 - (3) A list of reasons why DBE quotes were not accepted.
 - (4) Efforts made to assist the DBEs contacted, if needed, in obtaining bonding or insurance required by the Contractor.
- (B) Decertification Replacement
- (1) When a committed DBE is decertified by the Department after the SAF (*Subcontract Approval Form*) has been received by the Department, the Department will not require the Contractor to solicit replacement DBE participation equal to the remaining work to be performed by the decertified firm. The participation equal to the remaining work performed by the decertified firm will count toward the contract goal requirement.
 - (2) When a committed DBE is decertified prior to the Department receiving the SAF (*Subcontract Approval Form*) for the named DBE firm, the Contractor shall take all necessary and reasonable steps to replace the DBE subcontractor with another DBE subcontractor to perform at least the same amount of work to meet the DBE goal requirement. If a DBE firm is not found to do the same amount of work, a good faith effort must be submitted to NCDOT (see A herein for required documentation).
 - (3) Exception: If the DBE's ineligibility is caused solely by its having exceeded the size standard during the performance of the contract, the Department will not require the Contractor to solicit replacement DBE participation equal to the remaining work to be performed by the decertified firm. The participation equal to the remaining work performed by the decertified firm will count toward the contract goal requirement and overall goal.

All requests for replacement of a committed DBE firm shall be submitted to the Engineer for approval on Form RF-1 (*DBE Replacement Request*). If the Contractor fails to follow this procedure, the Contractor may be disqualified from further bidding for a period of up to 6 months.

Changes in the Work

When the Engineer makes changes that result in the reduction or elimination of work to be performed by a committed DBE, the Contractor will not be required to seek additional participation. When the Engineer makes changes that result in additional work to be performed by a DBE based upon the Contractor's commitment, the DBE shall participate in additional work to the same extent as the DBE participated in the original contract work.

When the Engineer makes changes that result in extra work, which has more than a minimal impact on the contract amount, the Contractor shall seek additional participation by DBEs unless otherwise approved by the Engineer.

When the Engineer makes changes that result in an alteration of plans or details of construction, and a portion or all of the work had been expected to be performed by a committed DBE, the Contractor shall seek participation by DBEs unless otherwise approved by the Engineer.

When the Contractor requests changes in the work that result in the reduction or elimination of work that the Contractor committed to be performed by a DBE, the Contractor shall seek additional participation by DBEs equal to the reduced DBE participation caused by the changes.

Reports and Documentation

A SAF (*Subcontract Approval Form*) shall be submitted for all work which is to be performed by a DBE subcontractor. The Department reserves the right to require copies of actual subcontract agreements involving DBE subcontractors.

When using transportation services to meet the contract commitment, the Contractor shall submit a proposed trucking plan in addition to the SAF. The plan shall be submitted prior to beginning construction on the project. The plan shall include the names of all trucking firms proposed for use, their certification type(s), the number of trucks owned by the firm, as well as the individual truck identification numbers, and the line item(s) being performed.

Within 30 calendar days of entering into an agreement with a DBE for materials, supplies or services, not otherwise documented by the SAF as specified above, the Contractor shall furnish the Engineer a copy of the agreement. The documentation shall also indicate the percentage (60% or 100%) of expenditures claimed for DBE credit.

Reporting Disadvantaged Business Enterprise Participation

The Contractor shall provide the Engineer with an accounting of payments made to all DBE firms, including material suppliers and contractors at all levels (prime, subcontractor, or second tier subcontractor). This accounting shall be furnished to the Engineer for any given month by the end of the following month. Failure to submit this information accordingly may result in the following action:

- (A) Withholding of money due in the next partial pay estimate; or
- (B) Removal of an approved contractor from the prequalified bidders' list or the removal of other entities from the approved subcontractors list.

While each contractor (prime, subcontractor, 2nd tier subcontractor) is responsible for accurate accounting of payments to DBEs, it shall be the prime contractor's responsibility to report all monthly and final payment information in the correct reporting manner.

Failure on the part of the Contractor to submit the required information in the time frame specified may result in the disqualification of that contractor and any affiliate companies from further bidding until the required information is submitted.

Failure on the part of any subcontractor to submit the required information in the time frame specified may result in the disqualification of that contractor and any affiliate companies from being approved for work on future DOT projects until the required information is submitted.

Contractors reporting transportation services provided by non-DBE lessees shall evaluate the value of services provided during the month of the reporting period only.

At any time, the Engineer can request written verification of subcontractor payments.

The Contractor shall report the accounting of payments through the Department's DBE Payment Tracking System.

Failure to Meet Contract Requirements

Failure to meet contract requirements in accordance with Subarticle 102-15(J) of the *2018 Standard Specifications* may be cause to disqualify the Contractor.

CERTIFICATION FOR FEDERAL-AID CONTRACTS:

(3-21-90)

SP1 G85

The prospective participant certifies, by signing and submitting this bid or proposal, to the best of his or her knowledge and belief, that:

- (A) No Federal appropriated funds have been paid or will be paid, by or on behalf of the undersigned, to any person for influencing or attempting to influence an officer or employee of any Federal agency, a Member of Congress, an officer or employee of Congress, or an employee of a Member of Congress in connection with the awarding of any Federal contract, the making of any Federal grant, the making of any Federal loan, the entering into of any cooperative agreement, and the extension, continuation, renewal, amendment, or modification of any Federal contract, grant, loan, or cooperative agreement.
- (B) If any funds other than Federal appropriated funds have been paid or will be paid to any person for influencing or attempting to influence an officer or employee of any Federal agency, a Member of Congress, an officer or employee of Congress, or an employee of a Member of Congress in connection with this Federal contract, grant, loan, or cooperative agreement, the undersigned shall complete and submit Standard Form-LLL, *Disclosure Form to Report Lobbying*, in accordance with its instructions.

This certification is a material representation of fact upon which reliance was placed when this transaction was made or entered into. Submission of this certification is a prerequisite for making or entering into this transaction imposed by *Section 1352, Title 31, U.S. Code*. Any person who

fails to file the required certification shall be subject to a civil penalty of not less than \$10,000 and not more than \$100,000 for each such failure.

The prospective participant also agrees by submitting his or her bid or proposal that he or she shall require that the language of this certification be included in all lower tier subcontracts, which exceed \$100,000 and that all such subrecipients shall certify and disclose accordingly.

CONTRACTOR'S LICENSE REQUIREMENTS:

(7-1-95)

102-14

SP1 G88

If the successful bidder does not hold the proper license to perform any plumbing, heating, air conditioning, or electrical work in this contract, he will be required to sublet such work to a contractor properly licensed in accordance with *Article 2 of Chapter 87 of the General Statutes* (licensing of heating, plumbing, and air conditioning contractors) and *Article 4 of Chapter 87 of the General Statutes* (licensing of electrical contractors).

RESTRICTIONS ON ITS EQUIPMENT AND SERVICES:

(11-17-20)

SP01 G090

All telecommunications, video or other ITS equipment or services installed or utilized on this project must be in conformance with UNIFORM ADMINISTRATIVE REQUIREMENTS, COST PRINCIPLES, AND AUDIT REQUIREMENTS FOR FEDERAL AWARDS **2 CFR, § 200.216** **Prohibition on certain telecommunications and video surveillance services or equipment.**

USE OF UNMANNED AIRCRAFT SYSTEM (UAS):

(8-20-19)

SP1 G092

The Contractor shall adhere to all Federal, State and Local regulations and guidelines for the use of Unmanned Aircraft Systems (UAS). This includes but is not limited to US 14 CFR Part 107 *Small UAS Rule*, NC GS 15A-300.2 *Regulation of launch and recovery sites*, NC GS 63-95 *Training required for the operation of unmanned aircraft systems*, NC GS 63-96 *Permit required for commercial operation of unmanned aircraft system*, and NCDOT UAS Policy. The required operator certifications include possessing a current Federal Aviation Administration (FAA) Remote Pilot Certificate, a NC UAS Operator Permit as well as operating a UAS registered with the FAA.

Prior to beginning operations, the Contractor shall complete the NCDOT UAS – Flight Operation Approval Form and submit it to the Engineer for approval. All UAS operations shall be approved by the Engineer prior to beginning the operations.

All contractors or subcontractors operating UAS shall have UAS specific general liability insurance to cover all operations under this contract.

The use of UAS is at the Contractor's discretion. No measurement or payment will be made for the use of UAS. In the event that the Department directs the Contractor to utilize UAS, payment will be in accordance with Article 104-7 Extra Work.

EQUIPMENT IDLING GUIDELINES:

(1-19-21)

107

SP1 G096

Exercise reduced fuel consumption and reduced equipment emissions during the construction of all work associated with this contract. Employees engaged in the construction of this project should turn off vehicles when stopped for more than thirty (30) minutes and off-highway equipment should idle no longer than fifteen (15) consecutive minutes.

These guidelines for turning off vehicles and equipment when idling do not apply to:

1. Idling when queuing.
2. Idling to verify the vehicle is in safe operating condition.
3. Idling for testing, servicing, repairing or diagnostic purposes.
4. Idling necessary to accomplish work for which the vehicle was designed (such as operating a crane, mixing concrete, etc.).
5. Idling required to bring the machine system to operating temperature.
6. Emergency vehicles, utility company, construction, and maintenance vehicles where the engines must run to perform needed work.
7. Idling to ensure safe operation of the vehicle.
8. Idling when the propulsion engine is providing auxiliary power for other than heating or air conditioning. (such as hydraulic systems for pavers)
9. When specific traffic, safety, or emergency situations arise.
10. If the ambient temperature is less than 32 degrees Fahrenheit. Limited idling to provide for the safety of vehicle occupants (e.g. to run the heater).
11. If the ambient temperature is greater than 90 degrees Fahrenheit. Limited idling to provide for the safety of vehicle occupants of off-highway equipment (e.g. to run the air conditioning) no more than 30 minutes.
12. Diesel powered vehicles may idle for up to 30 minutes to minimize restart problems.

Any vehicle, truck, or equipment in which the primary source of fuel is natural gas or electricity is exempt from the idling limitations set forth in this special provision.

U.S. DEPARTMENT OF TRANSPORTATION HOTLINE:

(11-22-94)

108-5

SP1 G100

To report bid rigging activities call: **1-800-424-9071**

The U.S. Department of Transportation (DOT) operates the above toll-free hotline Monday through Friday, 8:00 a.m. to 5:00 p.m. eastern time. Anyone with knowledge of possible bid rigging, bidder collusion, or other fraudulent activities should use the hotline to report such activities.

The hotline is part of the DOT's continuing effort to identify and investigate highway construction contract fraud and abuse is operated under the direction of the DOT Inspector General. All information will be treated confidentially and caller anonymity will be respected.

SUBSURFACE INFORMATION:

(7-1-95)(Rev. 8-16-22)

450

SP1 G112 A

Subsurface information is available on the roadway portion of this project.

COOPERATION BETWEEN CONTRACTORS:

(7-1-95)

105-7

SP1 G133

The Contractor's attention is directed to Article 105-7 of the *2018 Standard Specifications*.

B-5931 (City of Charlotte - LAP) is located adjacent to this project and is anticipated for a September 29, 2023 letting.

The Contractor on this project shall cooperate with the Contractor working within or adjacent to the limits of this project to the extent that the work can be carried out to the best advantage of all concerned.

ELECTRONIC BIDDING:

(2-19-19)

101, 102, 103

SP1 G140

Revise the *2018 Standard Specifications* as follows:

Page 1-4, Article 101-3, DEFINITIONS, BID (OR PROPOSAL) *Electronic Bid*, line 1, replace “Bid Express®” with “the approved electronic bidding provider”.

Page 1-15, Subarticle 102-8(B), Electronic Bids, lines 39-40, replace “to Bid Express®” with “via the approved electronic bidding provider”.

Page 1-15, Subarticle 102-8(B)(1), Electronic Bids, line 41, delete “from Bid Express®”

Page 1-17, Subarticle 102-9(C)(2), Electronic Bids, line 21, replace “Bid Express® miscellaneous folder within the .ebs” with “electronic submittal”.

Page 1-29, Subarticle 103-4(C)(2), Electronic Bids, line 32, replace “.ebs miscellaneous data file of Expedite” with “electronic submittal file”

AWARD LIMITS:

(4-19-22)

103

SP1 G141

Revise the *2018 Standard Specifications* as follows:

Page 1-29, Subarticle 103-4(C), Award Limits, line 4-8, delete and replace the first sentence in the first paragraph with the following:

A bidder who desires to bid on more than one project on which bids are to be opened in the same letting and who desires to avoid receiving an award of more projects than he is equipped to handle, may bid on any number of projects but may limit the total amount of work awarded to him on selected projects by completing the form Award Limits on Multiple Projects for each project subject to the award limit.

TWELVE MONTH GUARANTEE:

(7-15-03)

108

SP1 G145

- (A) The Contractor shall guarantee materials and workmanship against latent and patent defects arising from faulty materials, faulty workmanship or negligence for a period of twelve months following the date of final acceptance of the work for maintenance and shall replace such defective materials and workmanship without cost to the Department. The Contractor will not be responsible for damage due to faulty design, normal wear and tear, for negligence on the part of the Department, and/or for use in excess of the design.
- (B) Where items of equipment or material carry a manufacturer's guarantee for any period in excess of twelve months, then the manufacturer's guarantee shall apply for that particular piece of equipment or material. The Department's first remedy shall be through the manufacturer although the Contractor is responsible for invoking the warranted repair work with the manufacturer. The Contractor's responsibility shall be limited to the term of the manufacturer's guarantee. NCDOT would be afforded the same warranty as provided by the Manufacturer.

This guarantee provision shall be invoked only for major components of work in which the Contractor would be wholly responsible for under the terms of the contract. Examples would include pavement structures, bridge components, and sign structures. This provision will not be used as a mechanism to force the Contractor to return to the project to make repairs or perform additional work that the Department would normally compensate the Contractor for. In addition, routine maintenance activities (i.e. mowing grass, debris removal, ruts in earth shoulders,) are not parts of this guarantee.

Appropriate provisions of the payment and/or performance bonds shall cover this guarantee for the project.

To ensure uniform application statewide the Division Engineer will forward details regarding the circumstances surrounding any proposed guarantee repairs to the Chief Engineer for review and approval prior to the work being performed.

EROSION AND SEDIMENT CONTROL/STORMWATER CERTIFICATION:

(1-16-07) (Rev 12-15-20)

105-16, 225-2, 16

SP1 G180

General

Schedule and conduct construction activities in a manner that will minimize soil erosion and the resulting sedimentation and turbidity of surface waters. Comply with the requirements herein regardless of whether or not a National Pollution discharge Elimination System (NPDES) permit for the work is required.

Establish a chain of responsibility for operations and subcontractors' operations to ensure that the *Erosion and Sediment Control/Stormwater Pollution Prevention Plan* is implemented and maintained over the life of the contract.

- (A) *Certified Supervisor* - Provide a certified Erosion and Sediment Control/Stormwater Supervisor to manage the Contractor and subcontractor operations, insure compliance with Federal, State and Local ordinances and regulations, and manage the Quality Control Program.
- (B) *Certified Foreman* - Provide a certified, trained foreman for each construction operation that increases the potential for soil erosion or the possible sedimentation and turbidity of surface waters.
- (C) *Certified Installer* - Provide a certified installer to install or direct the installation for erosion or sediment/stormwater control practices.
- (D) *Certified Designer* - Provide a certified designer for the design of the erosion and sediment control/stormwater component of reclamation plans and, if applicable, for the design of the project erosion and sediment control/stormwater plan.

Roles and Responsibilities

- (A) *Certified Erosion and Sediment Control/Stormwater Supervisor* - The Certified Supervisor shall be Level II and responsible for ensuring the erosion and sediment control/stormwater plan is adequately implemented and maintained on the project and for conducting the quality control program. The Certified Supervisor shall be on the project within 24 hours notice from initial exposure of an erodible surface to the project's final acceptance. Perform the following duties:
 - (1) *Manage Operations* - Coordinate and schedule the work of subcontractors so that erosion and sediment control/stormwater measures are fully executed for each operation and in a timely manner over the duration of the contract.
 - (a) Oversee the work of subcontractors so that appropriate erosion and sediment control/stormwater preventive measures are conformed to at each stage of the work.
 - (b) Prepare the required National Pollutant Discharge Elimination System (NPDES) Inspection Record and submit to the Engineer.
 - (c) Attend all weekly or monthly construction meetings to discuss the findings of the NPDES inspection and other related issues.

- (d) Implement the erosion and sediment control/stormwater site plans requested.
 - (e) Provide any needed erosion and sediment control/stormwater practices for the Contractor's temporary work not shown on the plans, such as, but not limited to work platforms, temporary construction, pumping operations, plant and storage yards, and cofferdams.
 - (f) Acquire applicable permits and comply with requirements for borrow pits, dewatering, and any temporary work conducted by the Contractor in jurisdictional areas.
 - (g) Conduct all erosion and sediment control/stormwater work in a timely and workmanlike manner.
 - (h) Fully perform and install erosion and sediment control/stormwater work prior to any suspension of the work.
 - (i) Coordinate with Department, Federal, State and Local Regulatory agencies on resolution of erosion and sediment control/stormwater issues due to the Contractor's operations.
 - (j) Ensure that proper cleanup occurs from vehicle tracking on paved surfaces or any location where sediment leaves the Right-of-Way.
 - (k) Have available a set of erosion and sediment control/stormwater plans that are initialed and include the installation date of Best Management Practices. These practices shall include temporary and permanent groundcover and be properly updated to reflect necessary plan and field changes for use and review by Department personnel as well as regulatory agencies.
- (2) Requirements set forth under the NPDES Permit - The Department's NPDES Stormwater permit (NCS000250) outlines certain objectives and management measures pertaining to construction activities. The permit references *NCG010000, General Permit to Discharge Stormwater* under the NPDES, and states that the Department shall incorporate the applicable requirements into its delegated Erosion and Sediment Control Program for construction activities disturbing one or more acres of land. The Department further incorporates these requirements on all contracted bridge and culvert work at jurisdictional waters, regardless of size. Some of the requirements are, but are not limited to:
- (a) Control project site waste to prevent contamination of surface or ground waters of the state, i.e. from equipment operation/maintenance, construction materials, concrete washout, chemicals, litter, fuels, lubricants, coolants, hydraulic fluids, any other petroleum products, and sanitary waste.
 - (b) Inspect erosion and sediment control/stormwater devices and stormwater discharge outfalls at least once every 7 calendar days and within 24 hours after a rainfall event equal to or greater than 1.0 inch that occurs within a 24 hour period. Additional monitoring may be required at the discretion of Division of Water Resources personnel if the receiving stream is 303(d) listed for turbidity and the project has had documented problems managing turbidity.
 - (c) Maintain an onsite rain gauge or use the Department's Multi-Sensor Precipitation Estimate website to maintain a daily record of rainfall amounts and dates.

- (d) Maintain erosion and sediment control/stormwater inspection records for review by Department and Regulatory personnel upon request.
 - (e) Implement approved reclamation plans on all borrow pits, waste sites and staging areas.
 - (f) Maintain a log of turbidity test results as outlined in the Department's Procedure for Monitoring Borrow Pit Discharge.
 - (g) Provide secondary containment for bulk storage of liquid materials.
 - (h) Provide training for employees concerning general erosion and sediment control/stormwater awareness, the Department's NPDES Stormwater Permit NCS000250 requirements, and the applicable requirements of the *General Permit, NCG010000*.
 - (i) Report violations of the NPDES permit to the Engineer immediately who will notify the Division of Water Quality Regional Office within 24 hours of becoming aware of the violation.
- (3) Quality Control Program - Maintain a quality control program to control erosion, prevent sedimentation and follow provisions/conditions of permits. The quality control program shall:
- (a) Follow permit requirements related to the Contractor and subcontractors' construction activities.
 - (b) Ensure that all operators and subcontractors on site have the proper erosion and sediment control/stormwater certification.
 - (c) Notify the Engineer when the required certified erosion and sediment control/stormwater personnel are not available on the job site when needed.
 - (d) Conduct the inspections required by the NPDES permit.
 - (e) Take corrective actions in the proper timeframe as required by the NPDES permit for problem areas identified during the NPDES inspections.
 - (f) Incorporate erosion control into the work in a timely manner and stabilize disturbed areas with mulch/seed or vegetative cover on a section-by-section basis.
 - (g) Use flocculants approved by state regulatory authorities where appropriate and where required for turbidity and sedimentation reduction.
 - (h) Ensure proper installation and maintenance of temporary erosion and sediment control devices.
 - (i) Remove temporary erosion or sediment control devices when they are no longer necessary as agreed upon by the Engineer.
 - (j) The Contractor's quality control and inspection procedures shall be subject to review by the Engineer. Maintain NPDES inspection records and make records available at all times for verification by the Engineer.
- (B) *Certified Foreman* - At least one Certified Foreman shall be onsite for each type of work listed herein during the respective construction activities to control erosion, prevent sedimentation and follow permit provisions:
- (1) Foreman in charge of grading activities
 - (2) Foreman in charge of bridge or culvert construction over jurisdictional areas
 - (3) Foreman in charge of utility activities

The Contractor may request to use the same person as the Level II Supervisor and Level II Foreman. This person shall be onsite whenever construction activities as described above are taking place. This request shall be approved by the Engineer prior to work beginning.

The Contractor may request to name a single Level II Foreman to oversee multiple construction activities on small bridge or culvert replacement projects. This request shall be approved by the Engineer prior to work beginning.

(C) *Certified Installers* - Provide at least one onsite, Level I Certified Installer for each of the following erosion and sediment control/stormwater crew:

- (1) Seeding and Mulching
- (2) Temporary Seeding
- (3) Temporary Mulching
- (4) Sodding
- (5) Silt fence or other perimeter erosion/sediment control device installations
- (6) Erosion control blanket installation
- (7) Hydraulic tackifier installation
- (8) Turbidity curtain installation
- (9) Rock ditch check/sediment dam installation
- (10) Ditch liner/matting installation
- (11) Inlet protection
- (12) Riprap placement
- (13) Stormwater BMP installations (such as but not limited to level spreaders, retention/detention devices)
- (14) Pipe installations within jurisdictional areas

If a Level I *Certified Installer* is not onsite, the Contractor may substitute a Level II Foreman for a Level I Installer, provided the Level II Foreman is not tasked to another crew requiring Level II Foreman oversight.

(D) *Certified Designer* - Include the certification number of the Level III Certified Designer on the erosion and sediment control/stormwater component of all reclamation plans and if applicable, the certification number of the Level III Certified Designer on the design of the project erosion and sediment control/stormwater plan.

Preconstruction Meeting

Furnish the names of the *Certified Erosion and Sediment Control/Stormwater Supervisor*, *Certified Foremen*, *Certified Installers* and *Certified Designer* and notify the Engineer of changes in certified personnel over the life of the contract within 2 days of change.

Ethical Responsibility

Any company performing work for the North Carolina Department of Transportation has the ethical responsibility to fully disclose any reprimand or dismissal of an employee resulting from improper testing or falsification of records.

Revocation or Suspension of Certification

Upon recommendation of the Chief Engineer to the certification entity, certification for *Supervisor, Certified Foremen, Certified Installers* and *Certified Designer* may be revoked or suspended with the issuance of an *Immediate Corrective Action (ICA), Notice of Violation (NOV)*, or *Cease and Desist Order* for erosion and sediment control/stormwater related issues.

The Chief Engineer may recommend suspension or permanent revocation of certification due to the following:

- (A) Failure to adequately perform the duties as defined within this certification provision.
- (B) Issuance of an ICA, NOV, or Cease and Desist Order.
- (C) Failure to fully perform environmental commitments as detailed within the permit conditions and specifications.
- (D) Demonstration of erroneous documentation or reporting techniques.
- (E) Cheating or copying another candidate's work on an examination.
- (F) Intentional falsification of records.
- (G) Directing a subordinate under direct or indirect supervision to perform any of the above actions.
- (H) Dismissal from a company for any of the above reasons.
- (I) Suspension or revocation of one's certification by another entity.

Suspension or revocation of a certification will be sent by certified mail to the certificant and the Corporate Head of the company that employs the certificant.

A certificant has the right to appeal any adverse action which results in suspension or permanent revocation of certification by responding, in writing, to the Chief Engineer within 10 calendar days after receiving notice of the proposed adverse action.

Chief Engineer
1536 Mail Service Center
Raleigh, NC 27699-1536

Failure to appeal within 10 calendar days will result in the proposed adverse action becoming effective on the date specified on the certified notice. Failure to appeal within the time specified will result in a waiver of all future appeal rights regarding the adverse action taken. The certificant will not be allowed to perform duties associated with the certification during the appeal process.

The Chief Engineer will hear the appeal and make a decision within 7 days of hearing the appeal. Decision of the Chief Engineer will be final and will be made in writing to the certificant.

If a certification is temporarily suspended, the certificant shall pass any applicable written examination and any proficiency examination, at the conclusion of the specified suspension period, prior to having the certification reinstated.

Measurement and Payment

Certified Erosion and Sediment Control/Stormwater Supervisor, Certified Foremen, Certified Installers and Certified Designer will be incidental to the project for which no direct compensation will be made.

SUPPLEMENTAL CONTRACTOR EROSION CONTROL RESPONSIBILITIES:

(2-19-13)

SPI G182

The Contractor shall be required to install and maintain erosion control devices and provide temporary and eventual permanent stabilization to disturbed areas until the final completion of the project contract as directed. In addition, the Contractor shall adhere to the requirements of the Erosion and Sediment Control/Stormwater Certification provided elsewhere in this contract until completion of the project. After the Contractor has completed the grading work and while Norfolk Southern's crews are installing the new track, the Contractor shall maintain erosion control responsibilities and work will continue to be required and not limited to, monitoring erosion control devices on a weekly basis after each rainfall that equals or exceeds 0.5 inches, NPDES documentation, installation and maintenance of additional erosion control devices, providing temporary groundcover, and establishment of permanent vegetation on disturbed slopes.

SUPPLEMENTAL RESPONSE FOR EROSION CONTROL:

(2-19-13)

SPI G183

Description

Furnish the labor, materials, tools and equipment necessary to move personnel, equipment, and supplies to the project necessary for the pursuit of any or all of the erosion control responsibilities of the Contractor. This provision will only be applicable after the Contractor has completed all of his work, with the exception of maintenance and removal of erosion control, and has demobilized his work force while waiting for NSR to complete track construction.

Payment will only be made for occurrences where the contractor mobilizes men and equipment to perform necessary erosion control measures as required by the Department's Engineer.

Construction Methods

Contractor shall perform an erosion control action as described in, but not limited to, the NPDES Inspection Form SPPP30. Each erosion control action may include one or more of the work items on the form, or a separate action that is the primary responsibility of the Contractor.

Measurement and Payment

Supplemental Response for Erosion Control will be measured and paid for by counting the actual number of times the Contractor moves onto the project, including borrow and waste sites, and satisfactorily completes an erosion control action described in Form 1675. The previous of Article 104-5 of the *Standard Specifications* will not apply to this item of work.

Payment will be made under:

Pay Item	Pay Unit
Supplemental Response for Erosion Control	Each

PROCEDURE FOR MONITORING BORROW PIT DISCHARGE:

(2-20-07) (Rev. 4-5-19)

105-16, 230, 801

SP1 G181

Water discharge from borrow pit sites shall not cause surface waters to exceed 50 NTUs (nephelometric turbidity unit) in streams not designated as trout waters and 10 NTUs in streams, lakes or reservoirs designated as trout waters. For lakes and reservoirs not designated as trout waters, the turbidity shall not exceed 25 NTUs. If the turbidity exceeds these levels due to natural background conditions, the existing turbidity level shall not be increased.

If during any operating day, the downstream water quality exceeds the standard, the Contractor shall do all of the following:

- (A) Either cease discharge or modify the discharge volume or turbidity levels to bring the downstream turbidity levels into compliance, or
- (B) Evaluate the upstream conditions to determine if the exceedance of the standard is due to natural background conditions. If the background turbidity measurements exceed the standard, operation of the pit and discharge can continue as long as the stream turbidity levels are not increased due to the discharge.
- (C) Measure and record the turbidity test results (time, date and sampler) at all defined sampling locations 30 minutes after startup and at a minimum, one additional sampling of all sampling locations during that 24-hour period in which the borrow pit is discharging.
- (D) Notify DWQ within 24 hours of any stream turbidity standard exceedances that are not brought into compliance.

During the Environmental Assessment required by Article 230-4 of the *2018 Standard Specifications*, the Contractor shall define the point at which the discharge enters into the State's surface waters and the appropriate sampling locations. Sampling locations shall include points upstream and downstream from the point at which the discharge enters these waters. Upstream sampling location shall be located so that it is not influenced by backwater conditions and represents natural background conditions. Downstream sampling location shall be located at the point where complete mixing of the discharge and receiving water has occurred.

The discharge shall be closely monitored when water from the dewatering activities is introduced into jurisdictional wetlands. Any time visible sedimentation (deposition of sediment) on the wetland surface is observed, the dewatering activity will be suspended until turbidity levels in the stilling basin can be reduced to a level where sediment deposition does not occur. Staining of wetland surfaces from suspended clay particles, occurring after evaporation or infiltration, does not constitute sedimentation. No activities shall occur in wetlands that adversely affect the functioning of a wetland. Visible sedimentation will be considered an indication of possible adverse impacts on wetland use.

The Engineer will perform independent turbidity tests on a random basis. These results will be maintained in a log within the project records. Records will include, at a minimum, turbidity test results, time, date and name of sampler. Should the Department's test results exceed those of the Contractor's test results, an immediate test shall be performed jointly with the results superseding the previous test results of both the Department and the Contractor.

The Contractor shall use the *NCDOT Turbidity Reduction Options for Borrow Pits Matrix*, available at <https://connect.ncdot.gov/resources/roadside/FieldOperationsDocuments/TurbidityReductionOptionSheet.pdf> to plan, design, construct, and maintain BMPs to address water quality standards. Tier I Methods include stilling basins which are standard compensatory BMPs. Other Tier I methods are noncompensatory and shall be used when needed to meet the stream turbidity standards. Tier II Methods are also noncompensatory and are options that may be needed for protection of rare or unique resources or where special environmental conditions exist at the site which have led to additional requirements being placed in the DWQ's 401 Certifications and approval letters, Isolated Wetland Permits, Riparian Buffer Authorization or a DOT Reclamation Plan's Environmental Assessment for the specific site. Should the Contractor exhaust all Tier I Methods on a site exclusive of rare or unique resources or special environmental conditions, Tier II Methods may be required by regulators on a case by case basis per supplemental agreement.

The Contractor may use cation exchange capacity (CEC) values from proposed site borings to plan and develop the bid for the project. CEC values exceeding 15 milliequivalents per 100 grams of soil may indicate a high potential for turbidity and should be avoided when dewatering into surface water is proposed.

No additional compensation for monitoring borrow pit discharge will be paid.

TERMS AND DEFINITIONS:

Unless noted otherwise, the following terms and their associated definitions are applicable throughout these Special Provisions:

<u>Terms</u>	<u>Definitions</u>
AREMA	American Railway Engineering and Maintenance-of-Way Association.
NCDOT, Department, Transportation. Department of Transportation	North Carolina Department of
Railway, Railway Company,	Norfolk Southern Corporation
Railroad Engineer	The authorized representative of the Railway.
Standard Specifications, Specifications	NCDOT Standard Specifications for Roads and Structures, January 2018.
Engineer, Department's Engineer NCDOT. Project Engineer, Highway Engineer, PM,	The authorized representative of the

Project Manager

Inspector, Department's Inspector

The authorized inspector of the NCDOT.

Railroad Protective Services

The actions of an Observer, Flagman, and any other qualified Railroad personnel or qualified contracted personnel directed toward helping to ensure the safe operation of train movements while workers are on or adjacent to Railway property.

Contractor Protective Services

The provision of Railroad Protective Services by the Department's Contractor, as required by Norfolk Southern's Special Provision for the Protection of Railway Interests – Direct Hire, directed toward helping to ensure the safe operation of train movements while workers are working on or adjacent to Railway property.

MATERIALS AND TESTING:

The Engineer reserves the right to perform all sampling and testing in accordance with Section 106 of the *Standard Specifications* and the Department's "Materials and Tests Manual." However, the Engineer may reduce or increase the frequency of sampling and testing where he deems it appropriate for the project under construction.

Additional sampling and testing activities will not be considered grounds for Contractor-caused delays.

PROGRESS SCHEDULE:

Add the following to the end of Standard Specification 108-2:

The schedule shall include activity descriptions with beginning and ending dates, partial completion (in percentage or time format). Railroad roadbed activities should include beginning and ending stations of roadbed section. The schedule shall include activities or milestones indicating when NSR flagmen and construction forces should be mobilized to the site.

In addition to those requirements listed above, the Contractor shall include the following activities or milestones in the schedules, where applicable:

- (A) Beginning and ending dates for each phase of the water line and sewer work.
- (B) Beginning and ending dates for each phase of the culvert construction.
- (C) Beginning and ending dates for each phase or section of railroad roadbed work.
- (D) Dates when flagging for railroad protection is required and the expected type of flagging required, as coordinated with the Engineer and Railroad Engineer.
- (E) Anticipated dates for removal of erosion control devices.

The Contractor shall continue to submit to the Engineer a schedule on a monthly basis until the work is substantially complete. The contractor shall be prepared to add additional activities/milestones as requested by the engineer. If no changes are required to the schedule dates, the Contractor shall resubmit the previous month's schedule with a revised submittal date and updated percent partial completion. The Contractor may submit an alternate schedule format for approval by the Engineer, to fulfill the monthly schedule update requirement.

MOBILIZATION:

Add the following to Standard Specification 800:

The contractor shall furnish portable toilets at regular intervals along the project length. For bidding purposes, the Contractor shall assume that a portable toilet shall be located within 500' of any location on the project site.

PROJECT SPECIAL PROVISIONS**ROADWAY****FIELD OFFICE (Lump Sum):****Description**

This work consists of furnishing, erecting, equipping, and maintaining a field office for the exclusive use of Department Engineers and Inspectors at a location on the project approved by the Engineer. Provide a field office that complies with the current ADA Design and Accessibility Standards, the National Electric Code, local, state, and federal regulations, and the following requirements.

Procedures

The field office and equipment will remain the property of the Contractor upon completion of the contract. The field office shall be separated from buildings and trailers used by the Contractor and shall be erected and functional as an initial operation. Failure to have the field office functional when work first begins on the project will result in withholding payment of the Contractor's monthly progress estimate. The field office shall be operational throughout the duration of the project and shall be removed upon completion and final acceptance of the project.

Provide a field office that is weatherproof, tightly floored and roofed, constructed with an air space above the ceiling for ventilation, supported above the ground, has a width of at least 10 feet, and the floor-to-ceiling height that is at least 7 feet 6 inches. Provide inside walls and a ceiling constructed of plywood, fiber board, gypsum board, or other suitable materials. Have the exterior walls, ceiling, and floor insulated.

Provide a field office with at least 600 square feet of floor space and that is equipped with the following:

<u>Number</u>	<u>Item</u>
2	Double-pedestal desk (approximately 60 by 34 inches, at least 2,000 square inches).
1	Plan and drafting table (approximately 30 by 96 inches) with adjustable stool.
1	Computer table at least 48 by 30 by 29 inches.
1	Plan rack for 24 by 36 inch drawings with 6 plan clamps.
1	Printing calculator.
2	2-drawer fire protection file, 15 inch drawer width, minimum UL rating of Class 350.
7	Office chairs with at least two chairs having casters.
3	Wastebaskets.
1	Pencil sharpener.
1	Copy machine (8 inch x 11 inch copies)
1	Telephone.
1	Fax Machine.
1	Answering machine.
1	Internet Connection Service (modem for Wi-Fi).

Windows and Doors

Provide a field office with at least three windows with blinds, each having an area of at least 540 square inches, capable of being easily opened and secured from the inside and having at least two exterior passage doors. Provide doors at least 30 inches in width and 78 inches in height. Provide screens for windows and doors. Equip exterior passage doors with locks, and furnish at least two keys to the Engineer.

Steps

Provide accessibility in compliance with the current ADA Design and Accessibility Standards, and the State Building Code and maintain them free from obstructions.

Storage Facility For Nuclear Gage

Furnish the field office with an outside storage facility for the Department's nuclear gage. The storage facility shall not be located within 10 feet of any other structure including the field office.

Lighting, Heating, and Air Conditioning

The field office shall have satisfactory lighting, electrical outlets, heating equipment, an exhaust fan, and an air conditioner connected to an operational power source. Provide at least one of the light fixtures that is a fluorescent light situated over the plan and drafting table. Furnish electrical current and fuel for heating equipment.

Fire Extinguishers

Furnish and maintain one fire extinguisher for each required exterior passage door. Fire extinguisher may be chemical or dry powder. UL Classification 10-B:C (minimum), suitable for Type A:B:C: fires. Mount and maintain fire extinguishers in accordance with OSHA Safety and Health Standards.

Toilets

Provide a toilet conforming to the requirements of the state and local boards of health or other bodies or courts having jurisdiction in the area. When separate facilities for men and women are not available, place a sign with the words "Rest Room" (with letters at least 1 inch in height) over the doorway, and provide an adequate positive locking system on the inside of the doorway. Maintain responsibility for the water and sewer connections or the installation and connection of a water well and septic tank and drain field. These facilities shall conform to all local and state permits.

Utilities

Except for telephone service, make necessary utility and internet connections, maintain utilities and internet connections, pay internet and utility service fees and bills, and handle final disconnection of internet and utilities. Furnish a telephone in each field office and permit the work necessary to install it.

Storage Facility for Test Equipment

Provide the field office with a storage facility, separate from the office for storage of test equipment, other than the nuclear gage. Provide a facility that has at least 64 square feet of floor space, is weatherproof, tightly floored and roofed, and has a tamper resistant key operated lock.

AREMA Manual

The Contractor shall maintain one hard-cover or digital copy of the American Railway Engineering and Maintenance-of-Way Association (AREMA) Manual for Railway Engineering, 2017 Edition or latest version in the field office. In addition to use by the Contractor or subcontractors, this manual will also be available for use by Department Engineer and / or Inspectors.

Miscellaneous Items

The field office shall also include the following:

1. A certification that the office is free of asbestos and other hazardous materials.
2. A broom, dust pan, mop and bucket, and general cleaning supplies.
3. Provide and maintain an all-weather parking area for six vehicles, including graveled access to the paved surface.

Measurement and Payment

Payment at the contract lump sum bid price for *Field Office* will be full compensation for all work covered by this provision including but not limited to furnishing, erecting, maintaining, and removing the field office as outlined in this provision.

Installation and service fees for the telephone will be paid for by the Department. Payment will be made under:

Pay Item	Pay Unit
Field Office	Lump Sum

SITE SPECIFIC SAFETY PLAN:

In accordance with Article 107-21 of the Standard Specifications, the Contractor is required to comply with all applicable Federal, State, and local laws, ordinances, and regulations governing safety, health, and sanitation, and must provide all safeguards, safety devices, and protective equipment, and has the duty to take any other needed actions, on his own responsibility that are reasonably necessary to protect the life and health of employees on the job and the safety of the public, and to protect property in connection with the performance of the work covered by the contract. The Contractor shall assure that all subcontractors and other contracts for services for this project shall have the mandated provisions of these requirements in their contracts.

In addition to Article 107-21 of the Standard Specifications, the contractor is required to comply with all applicable Norfolk Southern Railroad Roadway Worker Protection rules governing safety, health, and sanitation.

Before commencement of work, the contractor must provide in an electronic format, a Site Specific Safety Plan (SSSP). If the contractor's safety policy is referenced, a full electronic copy of that policy must be provided with the SSSP. The contractor is required to submit a signed affidavit stating that the provided SSSP fully complies with all applicable Federal, State, and local laws, ordinances, and regulations and Norfolk Southern Railway Roadway Worker Protection rules. The contractor is required to review and update as necessary the SSSP, providing prompt updates to the Engineer. An update is required to be submitted monthly at a minimum throughout the duration of the project. These updates are to be submitted with a signed affidavit stating the plan is still in compliance or has been updated to meet compliance. Updates must also include immediate notification of any changes in the contractor's assigned project management staff or responsible person. The Department will accept a copy of the SSSP but will not provide approval or detailed change requirements. The Department will provide feedback for Contractor benefit, but the Contractor will maintain responsibility for the plan and performance.

At a minimum the following information is required to be addressed in the contractor's "Site Specific Safety Plan" along with any additional information required to comply with all applicable Federal, State, and local laws, ordinances, and regulations, Norfolk Southern Railway Roadway Worker Protection rules governing safety, health, and sanitation.

- A. Emergency action plan
- B. Plan will include the following at minimum: Traffic control procedures, truck and delivery management, site visitor policies, identification of known hazards, process for bringing safety issues to prime to address, subcontractor compliance with policies and local authorities (including Norfolk Southern).
- C. Plan will include minimum quality standards for addressing safety, including, as a minimum the following: Assessed level of risk, Safety for workers, safety for Norfolk Southern, safety for adjacent properties, protection of pedestrians and travelling public, trespassing, means of addressing issues within the project, means of communicating to parties outside of the project.
- D. Plan will include security of materials and equipment. Plan will include any protective devices, lighting, security cameras, security forces and call boxes as necessary.
- E. Plan will address verification of employees, monitoring behaviors of concern and addressing.
- F. Plan will acknowledge adjacent events and areas of elevated concerns.
- G. Address procedures for acquiring and maintaining e-RAILSAFE, Norfolk Southern Roadway Worker Protection training and certification for employees or employees of any subcontractors throughout the duration of the project.
- H. Address Hazard and policy communication practices, incorporation of subcontractor and craft specific safety plans and disciplinary action plans for contractor and all personnel in the contractor's charge, including visitors

Within railroad right-of-way, Norfolk Southern Railway safety requirements take precedence over federal, state and local safety requirements.

SUPERVISION BY CONTRACTOR:

At all times during the life of the project the Contractor shall provide one permanent employee who shall have the authority and capability for overall responsibility of the project and who shall be personally available at the work site within 24 hours notice. Such employee shall be fully

authorized to conduct all business with the subcontractors, to negotiate and execute all supplemental agreements, and to execute the orders or directions of the Engineer.

At all times work is actually being performed, the Contractor shall have present on the project one competent individual who is authorized to act in a supervisory capacity over all work on the project, including work subcontracted. The individual who has been so authorized shall be experienced in the type of work being performed and shall be fully capable of managing, directing, and coordinating the work; of reading and thoroughly understanding the contract, and plans; and receiving and carrying out directions from the Engineer or his authorized representatives. He shall be an employee of the Contractor and carry a current OSHA 10-hour certification and a current certified safety professional (CSP) license unless otherwise approved by the Engineer.

The Contractor may, at his option, designate one employee to meet the requirements of both positions. However, whenever the designated employee is absent from the work site, an authorized individual qualified to act in a supervisory capacity on the project shall be present or Contractor will suspend any or all work activities, at the discretion of the Engineer. Insufficient project supervision will not constitute grounds for extension of the contract time.

COORDINATION OF PLANS, SPECIFICATIONS, SUPPLEMENTAL SPECIFICATIONS AND SPECIAL PROVISIONS:

Add the following to the end of Standard Specification 105-4:

Within the Railroad Right of Way, the performance aspects of the Norfolk Southern Standard Special Provisions for the Protection of Railway Interests (included herein as Appendix A) shall govern over NCDOT Standard Specifications.

The Special and Project Special Provisions herein shall govern over Appendix A.

COORDINATION WITH RAILWAY:

Revise the 2018 Standard Specifications as follows:

Article 107-09 COORDINATION WITH RAILWAY, page 1-59, Lines 1-7, replace the paragraph with the following:

“When the Contractor is required by the contract to transport materials or equipment across the tracks of any railway or to perform work on railway right of way, the Contractor will obtain any necessary written authority from the railway company for the establishment of a railway crossing or for the performance of work on railway right of way. The Contractor will be required to bear the cost of any watchman service or flagging protection necessary due to such operations.”

INCORPORATION OF AND REVISIONS TO APPENDIX A, NORFOLK SOUTHERN STANDARD SPECIAL PROVISIONS FOR PROTECTION OF RAILWAY INTERESTS:

The Norfolk Southern – Standard Special Provisions for Protection of Railway Interests are incorporated into this document and can be found in Appendix A. The provisions in this proposal document shall govern.

Make the following changes wherever applicable to Appendix A, Norfolk Southern Standard

Special Provisions for Protection of Railway Interests:

Replace all references to the “Project Sponsor” and/or “Sponsor” with the “Department.”

The last sentence of the final paragraph in Section 1 of Appendix A which reads: “These terms and conditions are subject to change without notice, from time to time in the sole discretion of the Railroad. Contractor must request from Railroad and follow the latest version of these provisions prior to commencing work.” shall not apply to this proposal.

All directives from the Railroad Engineer shall require approval from the Engineer. Nothing in the Norfolk Southern Standard Special Provisions for Protection of Railway Interests shall override the Authority of the Engineer, see Section 105-1 of the Standard Specifications.

All correspondence, communication, and/or submittals to be sent to the Railroad shall first be sent to the Engineer. The Engineer will then notify the contractor as to whether NCDOT Rail Division will forward the information to Norfolk Southern or whether the contractor shall send to Norfolk Southern.

On this contract, in the interest of safety, all requirements for beginning or performing work in the railroad rights-of-way as identified in Appendix A, shall be deemed to apply to all work within 25 feet of the centerline of an active railroad track or the proposed tracks, all costs and schedule impacts including but not limited to: generation of right of way entry permit; review and comment resolution; compliance and updates to the right of way entry permit based on field conditions will be incidental to the Mobilization Bid item of the contract.

Where a cost is indicated to be “Project Cost” it shall be assigned between the Contractor and the Department in accordance with the terms of the contract.

Where Roadway Worker Protection Training courses are required add that this course shall be taken annually through an NSR-approved vendor by all contractor or subcontractor personnel working on NSR Right of Way or adjacent to NSR operated tracks.

Additional information about E-Railsafe certification requirements and responsibilities can be found at: <http://www.e-railsafe.com/> .

If NSR changes vendors for E-Railsafe certification, the Contractor will be required to obtain similar certification through the replacement vendor at or prior to the end of the Contractor’s current certification period.

At the end of Section 6, Part D, Paragraph 2, add the following:

The procedure for doing such work, including need of and plans for shoring, shall first be reviewed by the Engineer then reviewed and approved by the Railroad Engineer, but such approval shall not relieve the Contractor from liability.

At the end of Section 10, Part B, add the following:

The Contractor shall notify the Department of agreements between the Railroad and the Contractor for any work for the benefit of the Contractor.

At the end of Section 11, Part A, add the following:

The Contractor shall cooperate with others in the construction of the project to the end that all work may be accomplished to the best advantage.

The Contractor shall insure that all work required to be completed by his forces prior to Railroad's crews schedule move in date is completed. Delays by the Contractor in meeting the schedule can result in delays in rescheduling Railroad crews and result in delays to the project. The Contractor shall have no claims whatsoever against the Railroad or the Department for delays as a result of rescheduling Railroad crews due the Contractor failing to meet his schedule.

Under Section 13 Guidelines for Personnel on Railroad Right-of-Way, add the following:

The Contractor and all personnel must follow all applicable railroad and governmental rules, with particular attention paid to Railroad operating rules, Railroad rules for the conduct of Contractors, Railroad rules for the operation of moving vehicles, and Federal Railway Administration roadway worker rules.

The Contractor shall hold daily safety briefings involving all personnel working on site per railroad safety rules. Personnel arriving onsite after the safety briefing shall be briefed before proceeding with their work. The Contractor and all personnel shall hold additional safety briefings during the day as conditions or work changes.

Anyone working on Railroad Right-of-Way found to be under the influence of alcohol or other intoxicant, narcotic or hallucinogenic drugs, or in possession of such intoxicant or drugs, shall be dismissed from the property by the Contractor and not allowed to return.

The Contractor must promptly notify the Engineer and the Railroad Engineer of any safety incident or injury involving any person(s) on the project site.

When anyone working on Railroad Right-of-Way is injured, the Contractor shall arrange for emergency medical assistance, if needed, and the Contractor shall notify the Engineer and the Railroad Engineer of such incident by the quickest method of communication available. At the direction of the Engineer and Railroad Engineer, the Contractor shall work with local emergency response personnel to develop action plans to respond to emergency situations.

The Contractor is responsible for maintaining emergency site access(es) for local emergency response personnel.

Under Section 14 Guidelines for Equipment on Railroad Right-of-Way add the following:

The Contractor's actions shall not interfere with normal train operations. The Contractor shall provide a weekly schedule of activities that may affect train operations or require flagging protection.

NSR will provide service outages only when absolutely required for construction activities as determined by the Railroad Engineer. No claim by the Contractor against NSR and the Department will be allowed for delays caused by NSR's operations.

At locations where a flagman is deemed necessary by the Railroad Engineer for the safety of Railroad's property and operations, the Contractor will observe the directions given by the RWIC/flagman. The Contractor will assure that its officers, agents, suppliers, subcontractors and employees observe the directives given by the RWIC/flagman. It is distinctly understood, however, that no direction or failure to give direction by the RWIC/flagman will relieve the Contractor from any of its indemnification commitments in the contract. Railroad regulations concerning the movement of vehicles on Railroad property shall be followed by the Contractor, its subcontractors and all respective personnel. Use of access routes shall not cause the fouling of turnouts, flangeways, equipment, and drainage facilities with gravel, mud, waste materials, or timbers used for crossing tracks. Such routes shall be planned in such a way to minimize the risk of damage to Railroad facilities and must be approved by the Engineer and Railroad Engineer.

Under Section 15 Insurance add the following:

All insurance herein before specified shall be carried until the final inspection and acceptance of the project by the Department and Railroad, or acceptance of that portion of the project within NSR's corridor. At that point, no work or any other activities by the Contractor shall take place in NSR's corridor without written permission from the Department and Railroad.

Railroad Site Data:

The following information is provided as a convenience to the Contractor. This information is subject to change and the Contractor should contact the Railroad to verify the accuracy. Since this information is shown as a convenience to the Contractor, but is subject to change, the Contractor shall have no claims whatsoever against either the Railroad or the Department for any delays or additional costs incurred based on changes in this information.

Number of tracks - 3 Main Tracks, 1 Siding Track
Number of trains per day - 31
Type of trains per day - 2 Passenger and 29 Freight
Maximum speed of trains - 79 mph (Passenger), 60 mph (Freight)

The Description and Declarations identified in Section 15, Part B, Paragraph 2, subsection d and e, shall read:

Construction of new railroad roadbed, culvert, utility relocations, and supporting infrastructure to connect tracks owned and operated by Norfolk Southern Railway in Mecklenburg County, North Carolina, identified as State TIP P-5705A and Federal Project STBGDA- 1001(079) and FR-TII-0047-17.

Under Section 16 Failure to Comply add the following:

Failure to comply with any safety requirements within the railroad right of way may result in the removal of the individual or individuals responsible for violation of policies. Depending upon the severity of the violation as determined by the Railroad Engineer, RWIC/flagman or the Engineer, the individual or individuals implicated must leave the RR right of way within 1 hour of notification of the violation. Depending on the severity of the violation, the individual or individuals who were involved in the incident may be able to return to the job the following day. That determination will be made by the RWIC and the Engineer on site. The individual or individuals will be notified if they are allowed to return the following day by the close of business the day of the occurrence. If they are not allowed to return the next day, the contractor may file an appeal to the Engineer requesting the individual or individuals accused of the violation be allowed to return to the job. The Engineer will then notify the Railroad of the appeal and a meeting will be held to determine if the individual or individuals will or will not be allowed to return to the job. The individual or individuals alleged to have committed the violation will not be allowed on the project until after the Railroad Engineer and Engineer have reviewed the appeal and made a determination if the individual or individuals may return. If a person is allowed return to the site after the appeal process and a second violation of policies occurs, that will be grounds for permanent removal of the individual from the worksite. This does not only apply to individuals, but may apply to entire crews as well depending on the circumstances and severity of the violation of policy. The contractor shall have no claims whatsoever against the Railroad or the Department for any delays or additional cost incurred as a result of safety violations and removal of the individual or individuals from the job.

Add the following section:

FEDERAL RAILROAD ADMINISTRATION (FRA) SAFETY
REQUIREMENTS

In addition to NSR safety guidelines, the Contractor will be required to adhere to the safety requirements of the Federal Railroad Administration and comply with Title 49, Volume 4, Chapter 2, Part 213 and 214 of the Code of Federal Regulations. This information can be found at the following link:

<https://www.gpo.gov/fdsys/granule/CFR-2011-title49-vol4/CFR-2011-title49-vol4-part213>

The FRA may conduct inspections on this project and fines can be levied against both the individual cited and the contractor for violations of these policies. The contractor shall have no claims whatsoever against the Railroad or the Department for any delays or additional cost incurred as a result of violations and fines for noncompliance with the above FRA guidelines.

Any and all temporary shoring which is subject to railroad loading, whether included in the contract plans or designed by the contractor, has been and shall be designed to meet the requirements of railroad loading and the requirements laid out in Appendix A and also shall be constructed, installed, operated, removed, and/or abandoned in place as required by the terms of Appendix A.

RAILROAD CONTRACTOR PROTECTIVE SERVICES:

(SPECIAL)

Description

Procure railroad protective services as specified by Norfolk Southern Railway Company (NS) Special Provisions for Protection of Railway Interests – Direct Hire Provision, for all work on NS property.

Methods

Coordinate with NS Risk Management, upon submission of Right of Entry to work on railroad property, to hire qualified protective service contractors vetted by the railroad. Provide the service of properly equipped and qualified flaggers (per NS requirements) at locations and times for such period as necessary for the control and protection of activities on or adjacent to rail property and/or having the potential to foul the railroad's track or operations. Contractor shall recognize that while the Contractor has procured and contracted with said protective service contractor, the protective service contractor has a responsibility to report directly to NS regarding any issues related to the safety of railroad operations. Qualification consists of each flagger receiving proper training in the set-up and techniques of safely and competently performing railroad protective services for the specific project limits.

Contacts

Providers of this service approved by Norfolk Southern include the following firms:

- Railorad Consultants
 - Steve Lloyd (615-542-8901)
- RailPros
 - Gary Killion (682-219-9196)

Measurement and Payment

Railroad Contractor Protective Services will be measured and paid as the actual number of days that each flagger is satisfactorily provided and accepted by the Engineer during the life of the project. On any calendar day that more than one protective service personnel are used, the quantity to be paid on that calendar day will be the maximum number of protective service personnel used at one time in that calendar day. Total compensation under this pay item shall include labor (based on 12 hours per day), labor additive (protective service company directed), travel expenses, meals, lodging, and any rental vehicle costs. No measurement or payment will be made for railroad contractor protective services conducted for the convenience of the Contractor.

Payment will be made under:

Pay Item	Pay Unit
Railroad Contractor Protective Services	Day

RAILROAD SAFETY JOB BRIEFINGS:

Add the following to Standard Specification 108-4:

In addition to construction conferences, the contractor shall perform daily railroad safety job briefings with the railroad flagman before commencing work. The attendees of the job briefing shall include anyone who will be entering the work zone during that work period. All contractor and subcontractor supervisory staff, craftsmen, unskilled labor who will be in or entering the work zone shall be in attendance during the safety briefings. Individuals who enter the work zone after the safety briefing has already been conducted shall receive the job briefing from the contractor's employee in charge prior to entry.

RAILROAD WORK:

Project scope includes work within railroad Right of Way (ROW). Contractor's scope shall include Department commitments made to railroads, through other agreements. Details and references to railroad standards committed to by the Department have been included with these documents and shall be the contractor's responsibility to maintain. Commitments made to the railroads include agreements to fully cooperate with and abide by railroad requirements for safety, communication and prevention of interference with operations. For the purpose of this contract, any reference to Engineer within the contract documents will mean the Department Engineer. The contractor shall receive contract authorization and direction only from the Engineer. The Railroad's Engineer may provide insight to the Contractor directly, but all information and directives shall be subject to verification by the Department Engineer managing this contract. All submittals, inspections, etc. requiring railroad approval shall be submitted and coordinated through the Department's Engineer.

At no additional cost or delay claim related to any of the following stipulations, the Contractor shall be knowledgeable and prepared to promptly comply with the following:

(A) Roles and Authorities

The Department will administer and manage the contract. The railroad(s) will retain control of activities within railroad ROW. Additional definitions and roles have been provided within these documents.

(B) Contract Document Precedence

For railroad improvements or work impacting railroads, railroad performance standards provided and referenced herein will take precedence over, but shall not replace, the NCDOT Standard Specifications. The Engineer will determine limits of work impacting railroads. Contractor shall be responsible for understanding and complying with railroad performance standards. This shall include railroad submittal standards and review durations. Protocols not addressed through provided or referenced railroad standards will be determined by the Engineer.

(C) Pre-qualification for Railroad ROW Work

The Contractor and subcontractors shall be subject to pre-qualification, prior to entering the railroad ROW. Requirements shall be as included within these documents and shall apply to any and all subcontractors, unless otherwise determined by the Engineer.

(D) Insurance and/or Bonding Requirements

Prior to entering railroad ROW, the Contractor shall submit evidence that the types and amounts of insurance, deemed proper by the railroad(s), have been obtained.

(E) Safety Training, including annual Roadway Worker Protection (RWP) and biennial e-RAILSAFE

The contractor shall be prepared to verify that required safety training, including RWP and e-RAILSAFE as required by this contract, have been successfully completed, obtained or performed for all people under their charge, prior to date of availability.

Additionally, the Contractor shall be prepared to obtain new safety credentials if the railroad chooses a different vendor to provide the required safety training.

(F) Right of Entry and Communication of Notice

For any work within the railroad ROW, the Contractor shall be responsible for obtaining right of entry from the railroad(s) and providing all notices, and pre-commencement meetings, required by the railroad(s) prior to, construction. The Contractor shall copy the Engineer on any communications with the railroad(s).

(G) Schedules

The Contractor shall be responsible for preparing schedules that include the level of detail outlined in these documents.

(H) Adherence to Railroad Safety Policies

The safety practices on railroad ROW will be at the discretion of the railroad(s). The Contractor will become familiar with written safety policies and meet with representatives of the railroad(s) as necessary to fully comply with the safety policies. The railroad(s) will have the authority to immediately and permanently remove any individual(s) from railroad ROW that compromise safety. Under no circumstances shall any statements or omissions in these documents relieve the Contractor from fully complying with all applicable Federal Railroad Administration (FRA) or applicable OSHA safety requirements.

(I) Communication with Railroad Personnel

The Contractor shall be responsible for coordinating project communications with railroad personnel, including provision of railroad approved communication devices.

(J) Interference with Railroad Operations

The Contractor shall be responsible for sharing the Department's commitment to prevent any interference with railroad operations and/or maintenance.

(K) Maintenance of Walkways and Hazard Prevention

Within the project limits of the railroad ROW, the Contractor shall be responsible for maintaining walkways where possible, as determined by the Engineer, and preventing potential hazards to railroad personnel.

(L) Availability of Railroad ROW for Work

Ability to access work locations on railroad ROW will vary due to numerous conditions and is not guaranteed to match the Contractor's schedule. The Contractor shall be responsible for coordinating activities in railroad ROW to minimize the effects of these constraints.

(M) Railroad Crossings

Contractor shall become knowledgeable and shall fully comply with railroad regulations and requirements for crossing and/or passing over railroad tracks at-grade. The Contractor shall be responsible for all time and costs necessary to cross and/or pass over tracks, if deemed necessary by the railroad(s).

(N) Railroad ROW Work Submittal Standards

For work within, or in a proximity determined to be a safety risk by the railroad(s), the Contractor shall be responsible for making material and procedural submittals in accordance with the railroad standards outlined in these documents and cited reference documents. Any submittal examples and preliminary submittal lists provided with these documents shall be considered for demonstrative purposes and shall not be considered complete standards for submittals. The Contractor shall coordinate with the Engineer to determine submittal requirements.

(O) Cooperation and Delays

The Contractor shall be responsible for coordinating with the railroad(s) to prevent unnecessary delays to any work associated with this contract.

(P) Railroad ROW Work for the Benefit of the Contractor

The Contractor shall obtain approvals and make arrangements with the railroad(s) in order to perform any work beneficial to the Contractor that is not within the scope of this

contract. No compensation will be provided to the Contractor for these arrangements and these arrangements will be subject to determination of no impact on this contract by the Engineer.

(Q) Materials within Railroad ROW:

The Contractor shall handle all materials within railroad ROW in accordance with these documents and any cited reference documents. Unless otherwise determined by the Engineer, the Contractor shall be prepared to handle and stage any materials found in the railroad ROW, without causing the materials to leave the railroad ROW. The Contractor shall coordinate with the railroad(s), through the Engineer, regarding any concealed environmental concerns, discovered in or near railroad ROW, prior to handling the material.

(R) Damages and Restoration:

Within railroad ROW, the Contractor shall be responsible for damages and site restoration according to these documents, to the satisfaction of the railroad(s).

Detailed information and references to the above have been provided within these documents and special provisions.

MANUFACTURED QUARRY FINES IN EMBANKMENTS:

Description

This specification addresses the use of manufactured quarry fines that are not classified as select materials. The specification allows the Contractor an option, with the approval of the Engineer, to use manufactured quarry fines (MQFs) in embankments as a substitute for conventional borrow material. Furnish and place geotextile for subgrade stabilization in accordance with the contract. Geotextile for subgrade stabilization is required to prevent pavement cracking and provide separation between the subgrade and pavement section at embankment locations where manufactured quarry fines are utilized and as directed by the Engineer.

Materials

Manufactured Quarry Fines.

Site specific approval of MQFs material will be required prior to beginning construction as detailed in the preconstruction requirements of this provision.

The following MQFs are unacceptable:

- (A) Frozen material,
- (B) Material with a maximum dry unit weight of less than 90 pounds per cubic foot when tested in accordance with AASHTO T-99 Method A or C.
- (C) Material with greater than 80% by weight Passing the #200 sieve

Collect and transport MQFs in a manner that will prevent nuisances and hazards to public health and safety. Moisture condition the MQFs as needed and transport in covered trucks to prevent dusting. If MQFs are blended with natural earth material, follow Borrow Criteria in Section 1018 of the *Standard Specifications*.

Geotextiles

Areas of embankment where MQFs are incorporated, Geotextile for Subgrade Stabilization shall be used. If the Geotextile for Subgrade Stabilization special provision is not included elsewhere in this contract, then it along with a detail will be incorporated as part of the contractors request to use.

Preconstruction Requirements

When MQFs are to be used as a substitute for earth borrow material, request written approval from the Engineer at least ninety (90) days in advance of the intent to use MQFs and include the following details:

- (A) Description, purpose and location of project.
- (B) Estimated start and completion dates of project.
- (C) Estimated volume of MQFs to be used on project with specific locations and construction details of the placement.
- (D) The names, address, and contact information for the generator of the MQFs.
- (E) Physical location of the site at which the MQFs were generated.

The Engineer will forward this information to the State Materials Engineer for review and material approval.

Construction Methods

Place MQFs in the core of the embankment section with at least 4 feet of earth cover to the outside limits of the embankments or subgrade.

Construct embankments by placing MQFs in level uniform lifts with no more than a lift of 10 inches and compacted to at least a density of 95 percent as determined by test methods in AASHTO T-99, Determination of Maximum Dry Density and Optimum Moisture Content, Method A or C depending upon particle size of the product. Provide a moisture content at the time of compaction of within 4 percent of optimum but not greater than one percent above optimum as determined by AASHTO T-99, Method A or C.

Areas of embankment where MQFs are incorporated, Geotextile for Subgrade Stabilization shall be used. See the contract for geotextile type and construction method for Geotextile for Subgrade Stabilization.

Measurement and Payment

Borrow Excavation will be measured by truck volume and paid in cubic yards in accordance with Article 230-5 of the *2018 Standard Specifications*. As an alternate weigh tickets can be provided and payment made by converting weight to cubic yards based on the verifiable unit weight. Where the pay item for *Borrow Excavation* is not included in the original contract then no separate payment will be made for this item and payment will be included in the lump sum price bid for *Grading*.

When the pay item for *Geotextile for Subgrade Stabilization* is included in the original contract the material will be measured and paid in accordance with the contract. When the pay item for *Geotextile for Subgrade Stabilization* is not included in the original contract then no payment will be made for this item and will be considered incidental to the use of MQFs in embankment.

FLOWABLE FILL:

(9-17-02) (Rev 1-17-12)

300, 340, 1000, 1530, 1540, 1550

SP3 R30

Description

This work consists of all work necessary to place flowable fill in accordance with these provisions, the plans, and as directed.

Materials

Refer to Division 10 of the *2018 Standard Specifications*.

Item

Flowable Fill

Section

1000-6

Construction Methods

Discharge flowable fill material directly from the truck into the space to be filled, or by other approved methods. The mix may be placed full depth or in lifts as site conditions dictate. The Contractor shall provide a method to plug the ends of the existing pipe in order to contain the flowable fill.

Measurement and Payment

At locations where flowable fill is called for on the plans and a pay item for flowable fill is included in the contract, *Flowable Fill* will be measured in cubic yards and paid as the actual number of cubic yards that have been satisfactorily placed and accepted. Such price and payment will be full compensation for all work covered by this provision including, but not limited to, the mix design, furnishing, hauling, placing and containing the flowable fill.

Payment will be made under:

Pay Item

Flowable Fill

Pay Unit

Cubic Yard

CORRUGATED ALUMINUM ALLOY CULVERT PIPE:

(9-21-21)

305, 310

SP3 R34

Revise the *Standard Specifications* as follows:

Page 3-5, Article 305-2, MATERIALS, add the following after line 16:

Item	Section
Waterborne Paint	1080-9
Hot Bitumen	1081-3

Page 3-5, Article 305-3, CONSTRUCTION METHODS, add the following after line 24:

Coating must be applied to the aluminum when in contact with concrete. Immediately prior to coating, aluminum surfaces to be coated shall be cleaned by a method that will remove all dirt, oil, grease, chips, and other foreign substances. Aluminum to be coated shall be given one coat of suitable quality coating such as:

Approved waterborne paint (Section 1080-9)
Approved Hot Bitumen (Section 1081-3)

Other coating materials may be submitted to the Engineer for approval.

Page 3-7, Article 310-6, MEASUREMENT AND PAYMENT, lines 6-11, delete the fourth sentence and replace with the following:

Select bedding and backfill material and coating will be included in the cost of the installed pipe. Such price and payment will be full compensation for all materials, labor, equipment, and other incidentals necessary to complete the work.

CULVERT PIPE:

(8-20-19)(Rev. 5-17-22)

305,310

SP3 R35

Revise the *2018 Standard Specifications* as follows:

Page 3-5, Article 305-1 DESCRIPTION, lines 12-14, replace with the following:

Where shown in the plans, the Contractor may use reinforced concrete pipe, aluminum alloy pipe, aluminized corrugated steel pipe, galvanized corrugated steel pipe, HDPE pipe, Polypropylene pipe or PVC pipe in accordance with the following requirements.

Page 3-5, Article 305-2 MATERIALS, add the following after line 16:

Item	Section
Polypropylene Pipe	1032-9
Galvanized Corrugated Steel Pipe	1032-3

Page 3-6, Article 310-2 MATERIALS, add the following after line 9:

Item	Section
Polypropylene Pipe	1032-9

Galvanized Corrugated Steel Pipe

1032-3

Page 3-6, Article 310-4 SIDE DRAIN PIPE, lines 24-25, replace the first sentence of the second paragraph with the following:

Where shown in the plans, side drain pipe may be Class II reinforced concrete pipe, aluminized corrugated steel pipe, galvanized corrugated steel pipe, corrugated aluminum alloy pipe, Polypropylene pipe, HDPE pipe or PVC pipe.

Page 3-7, Article 310-5 PIPE END SECTIONS, lines 2-4, replace the second sentence with the following:

Both corrugated steel and concrete pipe end sections will work on concrete pipe, corrugated steel pipe, Polypropylene pipe and HDPE smooth lined corrugated plastic pipe.

Page 3-7, Article 310-6 MEASUREMENT AND PAYMENT, add the following after line 14:

Pay Item	Pay Unit
___" Polypropylene Pipe	Linear Foot

Page 10-60, add Article 1032-9:

(A) General

Use polypropylene pipe from sources participating in the Department's Polypropylene Pipe QA/QC Program. A list of participating sources is available from the Materials and Tests Unit. The Department will remove a manufacturer of polypropylene pipe from this program if the monitoring efforts indicated that non-specification material is being provided or test procedures are not being followed.

Use polypropylene culvert pipe that meets AASHTO M 330 for Type S or Type D, or ASTM F2881 or ASTM F2764 Double or Triple wall; and has been evaluated by NTPEP.

(B) End Treatments, Pipe Tees and Elbows

End treatments, pipe tees and elbows shall meet AASHTO M 330, Section 7.7, or ASTM F2764, Section 6.6.

(C) Marking

Clearly mark each section of pipe, end section, tee and elbow and other accessories according to the Department's Polypropylene Pipe QC/QA Program:

- (1) AASHTO or ASTM Designation
- (2) The date of manufacture
- (3) Name or trademark of the manufacturer

When polypropylene pipe, end sections, tees and elbows have been inspected and accepted a sticker will be applied to the inside of the pipe. Do not use pipe sections, flared end sections, tees or elbows which do not have this seal of approval.

PRICE ADJUSTMENT - ASPHALT BINDER FOR PLANT MIX:

(11-21-00)

620

SP6 R25

Price adjustments for asphalt binder for plant mix will be made in accordance with Section 620 of the *2018 Standard Specifications*.

The base price index for asphalt binder for plant mix is \$ **631.88** per ton.

This base price index represents an average of F.O.B. selling prices of asphalt binder at supplier's terminals on **June 1, 2023**.

FINAL SURFACE TESTING NOT REQUIRED:

(5-18-04) (Rev. 2-16-16)

610

SP6 R45

Final surface testing is not required on this project in accordance with Section 610-13, *Final Surface Testing and Acceptance*.

ASPHALT CONCRETE PLANT MIX PAVEMENTS:

(2-20-18) (Rev. 7-18-23)

610, 1012

SP6 R65

Revise the *2018 Standard Specifications* as follows:

Page 6-14, Table 609-3, LIMITS OF PRECISION FOR TEST RESULTS, replace with the following:

Mix Property	Limits of Precision
25.0 mm sieve (Base Mix)	± 10.0%
19.0 mm sieve (Base Mix)	± 10.0%
12.5 mm sieve (Intermediate & Type P-57)	± 6.0%
9.5 mm sieve (Surface Mix)	± 5.0%
4.75 mm sieve (Surface Mix)	± 5.0%
2.36 mm sieve (All Mixes, except S4.75A)	± 5.0%
1.18 mm sieve (S4.75A)	± 5.0%
0.075 mm sieve (All Mixes)	± 2.0%
Asphalt Binder Content	± 0.5%
Maximum Specific Gravity (G_{mm})	± 0.020
Bulk Specific Gravity (G_{mb})	± 0.030
TSR	± 15.0%
QA retest of prepared QC Gyratory Compacted Volumetric Specimens	± 0.015
Retest of QC Core Sample	± 1.2% (% Compaction)
Comparison QA Core Sample	± 2.0% (% Compaction)
QA Verification Core Sample	± 2.0% (% Compaction)
Density Gauge Comparison of QC Test	± 2.0% (% Compaction)
QA Density Gauge Verification Test	± 2.0% (% Compaction)

Page 6-17, Table 610-1, MIXING TEMPERATURE AT THE ASPHALT PLANT, replace with the following:

Binder Grade	JMF Temperature
PG 58-28; PG 64-22	250 - 290°F
PG 76-22	300 - 325°F

Page 6-17, Subarticle 610-3(C), Job Mix Formula (JMF), lines 38-39, delete the fourth paragraph.

Page 6-18, Subarticle 610-3(C), Job Mix Formula (JMF), line 12, replace “SF9.5A” with “S9.5B”.

Page 6-18, Table 610-3, MIX DESIGN CRITERIA, replace with the following:

Mix Type	Design ESALs millions ^A	Binder PG Grade	Compaction Levels		Max. Rut Depth (mm)	Volumetric Properties ^B			
			G _{mm} @			VMA % Min.	VTM %	VFA Min.-Max.	%G _{mm} @ N _{ini}
			N _{ini}	N _{des}					
S4.75A	< 1	64 - 22	6	50	11.5	16.0	4.0 - 6.0	65 - 80	≤ 91.5
S9.5B	0 - 3	64 - 22	6	50	9.5	16.0	3.0 - 5.0	70 - 80	≤ 91.5
S9.5C	3 - 30	64 - 22	7	65	6.5	15.5	3.0 - 5.0	65 - 78	≤ 90.5
S9.5D	> 30	76 - 22	8	100	4.5	15.5	3.0 - 5.0	65 - 78	≤ 90.0
I19.0C	ALL	64 - 22	7	65	-	13.5	3.0 - 5.0	65 - 78	≤ 90.5
B25.0C	ALL	64 - 22	7	65	-	12.5	3.0 - 5.0	65 - 78	≤ 90.5
Design Parameter						Design Criteria			
All Mix Types	Dust to Binder Ratio (P _{0.075} / P _{be})					0.6 - 1.4 ^C			
	Tensile Strength Ratio (TSR) ^D					85% Min. ^E			

A. Based on 20 year design traffic.

B. Volumetric Properties based on specimens compacted to N_{des} as modified by the Department.

C. Dust to Binder Ratio (P_{0.075} / P_{be}) for Type S4.75A is 1.0 - 2.0.

D. NCDOT-T-283 (No Freeze-Thaw cycle required).

E. TSR for Type S4.75A & B25.0C mixes is 80% minimum.

Page 6-19, Table 610-5, BINDER GRADE REQUIREMENTS (BASED ON RBR%), replace with the following:

Mix Type	%RBR ≤ 20%	21% ≤ %RBR ≤ 30%	%RBR > 30%
S4.75A, S9.5B, S9.5C, I19.0C, B25.0C	PG 64-22	PG 64-22 ^A	PG-58-28
S9.5D, OGFC	PG 76-22 ^B	n/a	n/a

A. If the mix contains any amount of RAS, the virgin binder shall be PG 58-28.

B. Maximum Recycled Binder Replacement (%RBR) is 18% for mixes using PG 76-22 binder.

Page 6-20, Table 610-6, PLACEMENT TEMPERATURES FOR ASPHALT, replace with the following:

Asphalt Concrete Mix Type	Minimum Surface and Air Temperature
B25.0C	35°F
I19.0C	35°F
S4.75A, S9.5B, S9.5C	40°F ^A
S9.5D	50°F

- A. For the final layer of surface mixes containing recycled asphalt shingles (RAS), the minimum surface and air temperature shall be 50°F.

Page 6-21, Article 610-8, SPREADING AND FINISHING, lines 34-35, delete the second sentence and replace with the following:

Use an MTV for all surface mix regardless of binder grade on Interstates, US Routes, and NC Routes (primary routes) that have 4 or more lanes and are median divided.

Page 6-21, Article 610-8, SPREADING AND FINISHING, lines 36-38, delete the fourth sentence and replace with the following:

Use MTV for all ramps, loops, and Y-lines that have 4 or more lanes and are median divided, and all full width acceleration lanes, full width deceleration lanes, and full width turn lanes that are greater than 1000 feet in length.

Page 6-23, Table 610-7, DENSITY REQUIREMENTS, replace with the following:

Mix Type	Minimum % G_{mm} (Maximum Specific Gravity)
S4.75A	85.0 ^A
S9.5B	90.0
S9.5C, S9.5D, I19.0C, B25.0C	92.0

- A. Compaction to the above specified density shall be required when the S4.75A mix is applied at a rate of 100 lbs/sy or higher.

Page 6-24, Article 610-13, FINAL SURFACE TESTING, lines 35-36, delete the second sentence and replace with the following:

Final surface testing is not required on ramps, loops and turn lanes.

Page 6-26, Subarticle 610-13(A)(1), Acceptance for New Construction, lines 29-30, delete the second sentence and replace with the following:

Areas excluded from testing by the profiler may be tested using a 10-foot straightedge in accordance with Article 610-12.

Page 6-27, Subarticle 610-13(B), Option 2- North Carolina Hearne Straightedge, lines 41-46, delete the eighth and ninth sentence of this paragraph and replace with the following:

Take profiles over the entire length of the final surface travel lane pavement exclusive of structures, approach slabs, paved shoulders, tapers, or other irregular shaped areas of pavement, unless otherwise approved by the Engineer. Test in accordance with this provision all mainline travel lanes, full width acceleration or deceleration lanes and collector lanes.

Page 6-28, Subarticle 610-13(B), Option 2- North Carolina Hearne Straightedge, lines 1-2, delete these two lines.

Page 6-32, Article 610-16 MEASUREMENT AND PAYMENT, replace with the following:

Pay Item	Pay Unit
Asphalt Concrete Base Course, Type B25.0C	Ton
Asphalt Concrete Intermediate Course, Type I19.0C	Ton
Asphalt Concrete Surface Course, Type S4.75A	Ton
Asphalt Concrete Surface Course, Type S9.5B	Ton
Asphalt Concrete Surface Course, Type S9.5C	Ton
Asphalt Concrete Surface Course, Type S9.5D	Ton

Page 10-30, Table 1012-1, AGGREGATE CONSENSUS PROPERTIES, replace with the following:

**TABLE 1012-1
AGGREGATE CONSENSUS PROPERTIES^A**

Mix Type	Coarse Aggregate Angularity^B	Fine Aggregate Angularity % Minimum	Sand Equivalent % Minimum	Flat and Elongated 5 : 1 Ratio % Maximum
<i>Test Method</i>	<i>ASTM D5821</i>	<i>AASHTO T 304</i>	<i>AASHTO T 176</i>	<i>ASTM D4791</i>
S4.75A; S9.5B	75 / -	40	40	-
S9.5C; I19.0C; B25.0C	95 / 90	45	45	10
S9.5D	100 / 100	45	50	10
OGFC	100 / 100	45	45	10
UBWC	100 / 85	45	45	10

A. Requirements apply to the design aggregate blend.

B. 95 / 90 denotes that 95% of the coarse aggregate has one fractured face and 90% has 2 or more fractured faces.

Page 10-30, Subarticle 1012-1(B)(6), Toughness (Resistance to Abrasion), line 12, replace “OGAFC” with “OGFC”.

SUPPLEMENTAL SURVEYING:

(4-20-21)

801

SP8 R03

Revise the 2018 *Standard Specifications* as follows:

Page 8-7, Article 801-3 MEASUREMENT AND PAYMENT, lines 10-11, replace with the following:

<i>Units</i>	<i>psi</i>					<i>inch</i>	<i>inch</i>	<i>lb/cy</i>	<i>lb/cy</i>	<i>lb/cy</i>	<i>lb/cy</i>
AA	4500	0.381	0.426	---	---	3.5 ^A	---	639	715	---	---
AA Slip Form	4500	0.381	0.426	---	---	1.5	---	639	715	---	---
Drilled Pier	4500	---	---	0.450	0.450	---	5 – 7 dry 7 - 9 wet	---	---	640	800
A	3000	0.488	0.532	0.550	0.594	3.5 ^A	4.0	564	---	602	---
B	2500	0.488	0.567	0.559	0.630	1.5 machine placed 2.5 ^A hand placed	4.0	508	---	545	---
Sand Light-weight	4500	---	0.420	---	---	4.0 ^A	---	715	---	---	---
Latex Modified	3000 (at 7 days)	0.400	0.400	---	---	6.0	---	658	---	---	---
Flowable Fill excavatable	150 max. (at 56 days)	as needed	as needed	as needed	as needed	---	Flowable	---	---	40	100
Flowable Fill non-excavatable	125	as needed	as needed	as needed	as needed	---	Flowable	---	---	100	as needed
Pavement	4500 Design, field 650 flexural, design only	0.559	0.559	---	---	1.5 slip form 3.0 hand placed	---	526	---	---	---
Precast	See Table 1077-1	as needed	as needed	---	---	6.0	as needed	as needed	as needed	as needed	as needed
Prestressed	per contract	See Table 1078-1	See Table 1078-1	---	---	8.0	---	564	as needed	---	---

- A. The slump may be increased to 6 inches, provided the increase in slump is achieved by adding a chemical admixture conforming to Section 1024-3. In no case shall the water-cement ratio on the approved design be exceeded. Concrete exhibiting segregation and/or excessive bleeding will be rejected. Utilizing an Admixture to modify slump does not relinquish the contractor's responsibility to ensure the final product quality and overall configuration meets design specifications. Caution should be taken when placing these modified mixes on steep grades to prevent unintended changes to the set slope.

MATERIALS FOR PORTLAND CEMENT CONCRETE:

(9-15-20)

1000, 1024

SP10 R24

Revise the 2018 *Standard Specifications* as follows:

Page 10-52, Article 1024-4, WATER, lines 3-6, delete and replace with the following:

Test water from wells at all locations. Test public water supplies from all out of state locations and in the following counties: Beaufort, Bertie, Brunswick, Camden, Carteret, Chowan, Craven, Currituck, Dare, Gates, Hyde, New Hanover, Onslow, Pamlico, Pasquotank, Pender, Perquimans, Tyrell and Washington unless the Engineer waives the testing requirements.

Page 10-52, Table 1024-2, PHYSICAL PROPERTIES OF WATER, replace with the following:

Property	Requirement	Test Method
Compression Strength, minimum percent of control at 3 and 7 days	90%	ASTM C1602
Time of set, deviation from control	From 1:00 hr. earlier to 1:30 hr. later	ASTM C1602
pH	4.5 to 8.5	ASTM D1293 *
Chloride Ion Content, Max.	250 ppm	ASTM D512 *
Total Solids Content (Residue), Max.	1,000 ppm	SM 2540B *
Resistivity, Min.	0.500 kohm-cm	ASTM D1125 *

*Denotes an alternate method is acceptable. Test method used shall be referenced in the test report.

GEOSYNTHETICS:

(03-21-23)(Rev. 4-18-23)

1056

SP10 R56

Revise the *Standard Specifications* as follows:

Page 10-77, Article 1056-1 DESCRIPTION, lines 13-16, delete and replace the second sentence in the second paragraph with the following:

Steel anchor pins shall have a diameter of at least 3/16 inch, a length of at least 18 inches, a point at one end and a head at the other end that will retain a steel washer with an outside diameter of at least 1.5 inches.

Page 10-77, Article 1056-2 HANDLING AND STORING, lines 20-21, delete and replace the third sentence in the first paragraph with the following:

Geosynthetics with defects, flaws, deterioration or damage will be rejected by the Engineer.

Page 10-77, Article 1056-3 CERTIFICATIONS AND IDENTIFICATION, lines 25-27, delete and replace the first sentence in the first paragraph with the following:

Provide Type 1, Type 2 or Type 4 material certifications in accordance with Article 106-3 for geosynthetics except certifications are not required for Type 1 through Type 5 geotextiles.

Page 10-77, Article 1056-3 CERTIFICATIONS AND IDENTIFICATION, lines 32-35, delete the second paragraph.

Page 10-77, Article 1056-3 CERTIFICATIONS AND IDENTIFICATION, lines 36-41, delete and replace the third paragraph with the following:

Allow the Engineer to visually identify geosynthetic products before installation. Open packaged geosynthetics just before use in the presence of the Engineer to verify the correct product. Geosynthetics that are missing original packaging or product labels or that have been unwrapped or previously opened will be rejected unless otherwise approved by the Engineer.

Page 10-77, Article 1056-4 GEOTEXTILES, lines 43-45, delete the first paragraph.

Page 10-78, Article 1056-4 GEOTEXTILES, before line 1 and lines 1-5, delete Table 1056-1 and lines 1-5 and replace with the following:

TABLE 1056-1 GEOTEXTILE REQUIREMENTS						
Property ^A	Requirement (MARV ^A)					Test Method
	Type 1	Type 2	Type 3 ^B	Type 4	Type 5 ^C	
<i>Typical Application</i>	<i>Shoulder Drains</i>	<i>Under Rip Rap</i>	<i>Silt Fence Fabric</i>	<i>Soil Stabilization</i>	<i>Subgrade Stabilization</i>	
Elongation (MD & CD)	≥ 50%	≥ 50%	≤ 25%	< 50%	< 50%	ASTM D4632
Grab Strength (MD & CD) ^A	Table 1 ^D , Class 3	Table 1 ^D , Class 1	100 lb	Table 1 ^D , Class 3	-	ASTM D4632
Tear Strength (MD & CD) ^A			-			ASTM D4533
Puncture Strength			-			ASTM D6241
Ultimate Tensile Strength (MD & CD) ^A	-	-	-	-	Table 12 ^D , Class 4A	ASTM D4595
Permittivity	Table 2 ^D , 15% to 50% <i>in Situ</i> Soil Passing 0.075 mm	Table 6 ^D , 15% to 50% <i>in Situ</i> Soil Passing 0.075 mm	Table 7 ^D	Table 5 ^D	Table 12 ^D , Class 4A	ASTM D4491
Apparent Opening Size						ASTM D4751
UV Stability (Retained Strength)						ASTM D4355

A. MD, CD and MARV per Article 1056-3.

B. Minimum roll width of 36 inches required.

C. Minimum roll width of 13 feet required unless otherwise approved by the Engineer for the application.

D. Per AASHTO M 288.

Page 10-78, Article 1056-5 GEOCOMPOSITE DRAINS, before line 9 and lines 9-10, delete Table 1056-2 and lines 9-10 and replace with the following:

TABLE 1056-2 GEOCOMPOSITE DRAIN REQUIREMENTS				
Property	Requirement			Test Method
	Sheet Drain	Strip Drain	Wick Drain	
Width	≥ 12"	12" ±1/4"	4" ±1/4"	N/A
In-Plane Flow Rate ^A (with gradient of 1.0 and 24-hour seating period)	6 gpm/ft @ applied normal compressive stress of 10 psi	15 gpm/ft @ applied normal compressive stress of 7.26 psi	1.5 gpm ^B @ applied normal compressive stress of 1.45 psi	ASTM D4716

A. MARV per Article 1056-3.

B. Per foot of width tested.

Page 10-79, Article 1056-5 GEOCOMPOSITE DRAINS, before line 3, delete Table 1056-3 and replace with the following:

TABLE 1056-3 DRAINAGE CORE REQUIREMENTS			
Property	Requirement		Test Method
	Sheet Drain	Strip Drain	
Thickness	1/4"	1"	ASTM D1777 or D5199
Compressive Strength ^A	40 psi	30 psi	ASTM D6364

A. MARV per Article 1056-3.

Page 10-79, Article 1056-5 GEOCOMPOSITE DRAINS, before line 6 and lines 6-11, delete Table 1056-4, lines 6-7 and the last paragraph and replace with the following:

TABLE 1056-4 WICK DRAIN GEOTEXTILE REQUIREMENTS		
Property	Requirement	Test Method
Elongation	≥ 50%	ASTM D4632
Grab Strength	Table 1 ^A , Class 3	ASTM D4632
Tear Strength		ASTM D4533
Puncture Strength		ASTM D6241
Permittivity ^B	0.7 sec ⁻¹	ASTM D4491
Apparent Opening Size (AOS)	Table 2 ^A , > 50% <i>in Situ</i> Soil Passing 0.075 mm	ASTM D4751
UV Stability (Retained Strength)		ASTM D4355

A. Per AASHTO M 288.

B. MARV per Article 1056-3.

For wick drains with a geotextile fused to both faces of a corrugated drainage core along the peaks of the corrugations, use wick drains with an ultimate tensile strength of at least 1,650 lbs. per 4 inch width in accordance with ASTM D4595 and geotextiles with a permittivity, AOS and UV stability that meet Table 1056-4.

Page 10-80, Article 1056-6 GEOCELLS, before line 1 and lines 1-4, delete Table 1056-5 and lines 1-4 and replace with the following:

**TABLE 1056-5
GEOCELL REQUIREMENTS**

Property	Requirement	Test Method
Cell Depth	4"	N/A
Fully Expanded Cell Area	100 sq.in. max	N/A
Sheet Thickness	50 mil -5%, +10%	ASTM D5199
Density	58.4 pcf min	ASTM D1505
Carbon Black Content	1.5% min	ASTM D1603 or D4218
ESCR ^A	5000 hr min	ASTM D1693
Coefficient of Direct Sliding (with material that meets AASHTO M 145 for soil classification A-2)	0.85 min	ASTM D5321
Short-Term Seam (Peel) Strength (for 4" seam)	320 lb min	USACE ^C Technical Report GL-86-19, Appendix A
Long-Term Seam (Hang) Strength ^B (for 4" seam)	160 lb min	

A. Environmental Stress Crack Resistance.

B. Minimum test period of 168 hours with a temperature change from 74°F to 130°F in 1-hour cycles.

C. US Army Corps of Engineers (USACE).

TEMPORARY SHORING:

(2-20-07) (Rev. 10-19-21)

SP11 R02

Description

Temporary shoring includes cantilever, braced and anchored shoring and temporary mechanically stabilized earth (MSE) walls. Temporary shoring does not include trench boxes. At the Contractor's option, use any type of temporary shoring unless noted otherwise in the plans or as directed. Design and construct temporary shoring based on actual elevations and shoring dimensions in accordance with the contract and accepted submittals. Construct temporary shoring at locations shown in the plans and as directed. Temporary shoring is required to maintain traffic when a 2:1 (H:V) slope from the top of an embankment or bottom of an excavation will intersect the existing ground line less than 5 feet from the edge of pavement of an open travelway. This provision does not apply to pipe, inlet or utility installation unless noted otherwise in the plans.

Positive protection includes concrete barrier and temporary guardrail. Provide positive protection for temporary shoring at locations shown in the plans and as directed. Positive protection is required if temporary shoring is located in the clear zone in accordance with the *AASHTO Roadside Design Guide*.

(A) Cantilever and Braced Shoring

Cantilever shoring consists of steel sheet piles or H-piles with timber lagging. Braced shoring consists of sheet piles or H-piles with timber lagging and bracing such as beams, plates, walers, struts, rakers, etc. Define "piles" as sheet piles or H-piles.

(B) Anchored Shoring

Anchored shoring consists of sheet piles with walers or H-piles with timber lagging anchored with ground or helical anchors. Driven anchors may be accepted at the discretion of the Engineer. A ground anchor consists of a grouted steel bar or multi-strand tendon with an anchorage. A helical anchor consists of a lead section with a central steel shaft and at least one helix steel plate followed by extensions with only central shafts (no helixes) and an anchorage. Anchorages consist of steel bearing plates with washers and hex nuts for bars or steel wedge plates and wedges for strands. Use a prequalified Anchored Wall Contractor to install ground anchors. Define “anchors” as ground, helical or driven anchors.

(C) Temporary MSE Walls

Temporary MSE walls include temporary geosynthetic and wire walls. Define “temporary wall” as a temporary MSE wall and “Temporary Wall Vendor” as the vendor supplying the temporary MSE wall. Define “reinforcement” as geotextile, geogrid, geostrip, welded wire grid or metallic strip reinforcement.

Temporary geosynthetic walls consist of geotextiles or geogrids wrapped behind welded wire facing or geostrips connected to welded wire facing. Define “temporary geotextile wall” as a temporary geosynthetic wall with geotextile reinforcement, “temporary geogrid wall” as a temporary geosynthetic wall with geogrid reinforcement and “temporary geostrip wall” as a temporary geosynthetic wall with geostrip reinforcement.

Temporary wire walls consist of welded wire grid or metallic strip reinforcement connected to welded wire facing. Define “Wire Wall Vendor” as the vendor supplying the temporary wire wall.

(D) Embedment

Define “embedment” for cantilever, braced and anchored shoring as the pile depth below the grade in front of shoring. Define “embedment” for temporary walls as the wall embedment below the grade at the wall face.

(E) Positive Protection

Define “unanchored or anchored portable concrete barrier” as portable concrete barrier (PCB) that meets 2018 Roadway Standard Drawing No. 1170.01. Define “concrete barrier” as unanchored or anchored PCB or an approved equal. Define “temporary guardrail” as temporary steel beam guardrail that meets 2018 Roadway Standard Drawing No. 862.02.

Materials

Refer to the *2018 Standard Specifications*.

Item	Section
Concrete Barrier Materials	1170-2
Flowable Fill, Excavatable	1000-6
Geosynthetics	1056

Item	Section
Grout, Type 1	1003
Portland Cement	1024-1
Portland Cement Concrete	1000
Select Materials	1016
Steel Beam Guardrail Materials	862-2
Steel Plates	1072-2
Steel Sheet Piles and H-Piles	1084
Untreated Timber	1082-2
Water	1024-4
Welded Wire Reinforcement	1070-3

Provide Type 6 material certifications for shoring materials in accordance with Article 106-3 of the *2018 Standard Specifications*. Use Class IV select material for temporary guardrail and Class A concrete that meets Article 450-2 of the *2018 Standard Specifications* or Type 1 grout for drilled-in piles. Provide untreated timber with a thickness of at least 3 inches and a bending stress of at least 1,000 pounds per square inch for timber lagging. Provide steel bracing that meets ASTM A36.

(A) Shoring Backfill

Use Class II, Type 1, Class III, Class V or Class VI select material or material that meets AASHTO M 145 for soil classification A-2-4 with a maximum PI of 6 for shoring backfill except do not use A-2-4 soil for backfill around culverts.

(B) Anchors

Store anchor materials on blocking a minimum of 12 inches above the ground and protect it at all times from damage; and when placing in the work make sure it is free from dirt, dust, loose mill scale, loose rust, paint, oil or other foreign materials. Load, transport, unload and store anchor materials so materials are kept clean and free of damage. Bent, damaged or defective materials will be rejected.

(1) Ground Anchors

Use high-strength deformed steel bars that meet AASHTO M 275 or seven-wire strands that meet ASTM A886 or Article 1070-5 of the *2018 Standard Specifications*. Splice bars in accordance with Article 1070-9 of the *2018 Standard Specifications*. Do not splice strands. Use bondbreakers, spacers and centralizers that meet Article 6.3.5 of the *AASHTO LRFD Bridge Construction Specifications*.

Use neat cement grout that only contains cement and water with a water cement ratio of 0.4 to 0.5 which is approximately 5.5 gallons of water per 94 pounds of Portland cement. Provide grout with a compressive strength at 3 and 28 days of at least 1,500 and 4,000 psi, respectively.

(2) Helical Anchors

Use helical anchors with an ICC Evaluation Service, Inc. (ICC-ES) report. Provide

couplers, thread bar adapters and bolts recommended by the Anchor Manufacturer to connect helical anchors together and to piles.

(3) Anchorages

Provide steel plates for bearing plates and steel washers, hex nuts, wedge plates and wedges recommended by the Anchor Manufacturer.

(C) Temporary Walls

(1) Welded Wire Facing

Use welded wire reinforcement for welded wire facing, struts and wires. For temporary wire walls, provide welded wire facing supplied by the Wire Wall Vendor or a manufacturer approved or licensed by the vendor. For temporary wire walls with separate reinforcement and facing components, provide connectors (e.g., bars, clamps, plates, etc.) and fasteners (e.g., bolts, nuts, washers, etc.) required by the Wire Wall Vendor.

(2) Geotextiles

Provide Type 2 geotextile for separation and retention geotextiles. Provide Type 5 geotextile for geotextile reinforcement with ultimate tensile strengths in accordance with the accepted submittals.

(3) Geogrid and Geostrip Reinforcement

Use geogrids with a roll width of at least 4 feet. Use geogrids for geogrid reinforcement and geostrips for geostrip reinforcement with an “approved” status code in accordance with the NCDOT Geosynthetic Reinforcement Evaluation Program. The list of approved geogrids and geostrips is available from: connect.ncdot.gov/resources/Geological/Pages/Products.aspx

Provide geogrids and geostrips with design strengths in accordance with the accepted submittals. Geogrids and geostrips are approved for short-term design strengths (3-year design life) in the machine direction (MD) and cross-machine direction (CD) based on material type. Define material type from the website above for shoring backfill as follows:

Material Type	Shoring Backfill
Borrow	A-2-4 Soil
Fine Aggregate	Class II, Type 1 or Class III Select Material
Coarse Aggregate	Class V or VI Select Material

(4) Welded Wire Grid and Metallic Strip Reinforcement

Provide welded wire grid and metallic strip reinforcement supplied by the Wire Wall Vendor or a manufacturer approved or licensed by the vendor. Use welded wire grid reinforcement (“mesh”, “mats” and “ladders”) that meet Article 1070-3

of the *2018 Standard Specifications* and metallic strip reinforcement (“straps”) that meet ASTM A572 or A1011.

Preconstruction Requirements

(A) Concrete Barrier

Define “clear distance” behind concrete barrier as the horizontal distance between the barrier and edge of pavement. The minimum required clear distance for concrete barrier is shown in the plans. At the Contractor’s option or if the minimum required clear distance is not available, set concrete barrier next to and up against traffic side of temporary shoring except for barrier above temporary walls. Concrete barrier with the minimum required clear distance is required above temporary walls.

(B) Temporary Guardrail

Define “clear distance” behind temporary guardrail as the horizontal distance between guardrail posts and temporary shoring. At the Contractor’s option or if clear distance for cantilever, braced and anchored shoring is less than 4 feet, attach guardrail to traffic side of shoring as shown in the plans. Place ABC in clear distance and around guardrail posts instead of pavement. Do not use temporary guardrail above temporary walls.

(C) Temporary Shoring Designs

Before beginning temporary shoring design, survey existing ground elevations in the vicinity of shoring locations to determine actual design heights (H). Submit PDF files of working drawings and design calculations for temporary shoring designs in accordance with Article 105-2 of the *2018 Standard Specifications*. Submit working drawings showing plan views, shoring profiles, typical sections and details of temporary shoring design and construction sequence. Do not begin shoring construction until a design submittal is accepted.

Have cantilever and braced shoring designed, detailed and sealed by an engineer licensed in the state of North Carolina. Use a prequalified Anchored Wall Design Consultant to design anchored shoring. Provide anchored shoring designs sealed by a Design Engineer approved as a Geotechnical Engineer (key person) for an Anchored Wall Design Consultant. Include details in anchored shoring working drawings of anchor locations and lock-off loads, unit grout/ground bond strengths for ground anchors or minimum installation torque and torsional strength rating for helical anchors and if necessary, obstructions extending through shoring or interfering with anchors. Include details in the anchored shoring construction sequence of pile and anchor installation, excavation and anchor testing.

Provide temporary wall designs sealed by a Design Engineer licensed in the state of North Carolina and employed or contracted by the Temporary Wall Vendor. Include details in temporary wall working drawings of geotextile and reinforcement types, locations and directions and obstructions extending through walls or interfering with reinforcement.

(1) Soil Parameters

Design temporary shoring for the assumed soil parameters and groundwater or flood elevations shown in the plans. Assume the following soil parameters for shoring backfill:

(a) Unit weight (γ) = 120 pcf,

(b)

Friction Angle (ϕ)	Shoring Backfill
30°	A-2-4 Soil
34°	Class II, Type 1 or Class III Select Material
38°	Class V or VI Select Material

(c) Cohesion (c) = 0 psf.

(2) Traffic Surcharge

Design temporary shoring for a traffic surcharge of 250 pounds per square foot if traffic will be above and within H of shoring. This traffic surcharge does not apply to construction traffic. Design temporary shoring for any construction surcharge if construction traffic will be above and within H of shoring. Design temporary shoring for a traffic (live load) surcharge in accordance with Article 11.5.6 of the *AASHTO LRFD Bridge Design Specifications*.

(3) Cantilever, Braced and Anchored Shoring Designs

Use shoring backfill for fill sections and voids between cantilever, braced and anchored shoring and the critical failure surface. Use concrete or Type 1 grout for embedded portions of drilled-in H-piles. Do not use drilled-in sheet piles.

Define “top of shoring” for cantilever, braced and anchored shoring as where the grade intersects the back of sheet piles or H-piles and timber lagging. Design cantilever, braced and anchored shoring for a traffic impact load of 2,000 pounds per foot applied 18 inches above top of shoring if concrete barrier is above and next to shoring or temporary guardrail is above and attached to shoring. Extend cantilever, braced and anchored shoring at least 32 inches above top of shoring if shoring is designed for traffic impact. Otherwise, extend shoring at least 6 inches above top of shoring.

Design cantilever, braced and anchored shoring for a maximum deflection of 3 inches if the horizontal distance to the closest edge of pavement or structure is less than H. Otherwise, design shoring for a maximum deflection of 6 inches. Design cantilever and braced shoring in accordance with the plans and *AASHTO Guide Design Specifications for Bridge Temporary Works*.

Design anchored shoring in accordance with the plans and Article 11.9 of the *AASHTO LRFD Bridge Design Specifications*. Use a resistance factor of 0.80 for tensile resistance of anchors with bars, strands or shafts. Extend the unbonded length for ground anchors and the shallowest helix for helical anchors at least 5 feet behind the critical failure surface. Do not extend anchors beyond right-of-way or

easement limits. If existing or future obstructions such as foundations, guardrail posts, pavements, pipes, inlets or utilities will interfere with anchors, maintain a clearance of at least 6 inches between obstructions and anchors.

(4) Temporary Wall Designs

Use shoring backfill in the reinforced zone of temporary walls. Separation geotextiles are required between shoring backfill and backfill, natural ground or culverts along the sides of the reinforced zone perpendicular to the wall face. For Class V or VI select material in the reinforced zone, separation geotextiles are also required between shoring backfill and backfill or natural ground on top of and at the back of the reinforced zone.

Design temporary walls in accordance with the plans and Article 11.10 of the *AASHTO LRFD Bridge Design Specifications*. Embed temporary walls at least 18 inches except for walls on structures or rock as determined by the Engineer. Use a uniform reinforcement length throughout the wall height of at least 0.7H or 6 feet, whichever is longer. Extend the reinforced zone at least 6 inches beyond end of reinforcement. Do not locate the reinforced zone outside right-of-way or easement limits.

Use the simplified method for determining maximum reinforcement loads in accordance with the AASHTO LRFD specifications. For geotextile reinforcement, use geotextile properties approved by the Department or default values in accordance with the AASHTO LRFD specifications. For geogrid and geostrip reinforcement, use approved geosynthetic reinforcement properties available from the website shown elsewhere in this provision. Use geosynthetic properties for the direction reinforcement will be installed, a 3-year design life and shoring backfill to be used in the reinforced zone.

Do not use more than 4 different reinforcement strengths for each temporary geosynthetic wall. Design temporary geotextile walls for a reinforcement coverage ratio (R_c) of 1.0. For temporary geogrid walls with an R_c of less than 1.0, use a maximum horizontal clearance between geogrids of 3 feet and stagger reinforcement so geogrids are centered over gaps in the reinforcement layer below.

For temporary geosynthetic walls, use “L” shaped welded wire facing with 18 to 24 inch long legs. Locate geosynthetic reinforcement so reinforcement layers are at the same level as the horizontal legs of welded wire facing. Use vertical reinforcement spacing equal to facing height. Wrap geotextile or geogrid reinforcement behind welded wire facing and extend reinforcement at least 3 feet back behind facing into shoring backfill. Attach geostrip reinforcement to welded wire facing with a connection approved by the Department.

For temporary wire walls with separate reinforcement and facing components, attach welded wire grid or metallic strip reinforcement to welded wire facing with a connection approved by the Department. For temporary geogrid, geostrip and wire walls, retain shoring backfill at welded wire facing with retention geotextiles and extend geotextiles at least 3 feet back behind facing into backfill.

(D) Preconstruction Meeting

The Engineer may require a shoring preconstruction meeting to discuss the construction, inspection and testing of the temporary shoring. If required and if this meeting occurs before all shoring submittals have been accepted, additional preconstruction meetings may be required before beginning construction of temporary shoring without accepted submittals. The Resident, District or Bridge Maintenance Engineer, Area Construction Engineer, Geotechnical Operations Engineer, Contractor and Shoring Contractor Superintendent will attend preconstruction meetings.

Construction Methods

Control drainage during construction in the vicinity of shoring. Direct run off away from shoring and shoring backfill. Contain and maintain backfill and protect material from erosion.

Install positive protection in accordance with the contract and accepted submittals. Use PCB in accordance with Section 1170 of the *2018 Standard Specifications* and 2018 Roadway Standard Drawing No. 1170.01. Use temporary guardrail in accordance with Section 862 of the *2018 Standard Specifications* and 2018 Roadway Standard Drawing Nos. 862.01, 862.02 and 862.03.

(A) Tolerances

Construct shoring with the following tolerances:

- (1) Horizontal wires of welded wire facing are level in all directions,
- (2) Shoring location is within 6 inches of horizontal and vertical alignment shown in the accepted submittals, and
- (3) Shoring plumbness (batter) is not negative and within 2 degrees of vertical.

(B) Cantilever, Braced and Anchored Shoring Installation

If overexcavation behind cantilever, braced or anchored shoring is shown in the accepted submittals, excavate before installing piles. Otherwise, install piles before excavating for shoring. Install cantilever, braced or anchored shoring in accordance with the construction sequence shown in the accepted submittals. Remove piles and if applicable, timber lagging when shoring is no longer needed.

(1) Pile Installation

Install piles with the minimum required embedment and extension in accordance with Subarticles 450-3(D) and 450-3(E) of the *2018 Standard Specifications* except that a pile driving equipment data form is not required. Piles may be installed with a vibratory hammer as approved by the Engineer.

Do not splice sheet piles. Use pile excavation to install drilled-in H-piles. After

filling holes with concrete or Type 1 grout to the elevations shown in the accepted submittals, remove any fluids and fill remaining portions of holes with flowable fill. Cure concrete or grout at least 7 days before excavating.

Notify the Engineer if refusal is reached before pile excavation or driven piles attain the minimum required embedment. When this occurs, a revised design submittal may be required.

(2) Excavation

Excavate in front of piles from the top down in accordance with the accepted submittals. For H-piles with timber lagging and braced and anchored shoring, excavate in staged horizontal lifts with a maximum height of 5 feet. Remove flowable fill and material in between H-piles as needed to install timber lagging. Position lagging with at least 3 inches of contact in the horizontal direction between the lagging and pile flanges. Do not excavate the next lift until timber lagging for the current lift is installed and if applicable, bracing and anchors for the current lift are accepted. Backfill behind cantilever, braced or anchored shoring with shoring backfill.

(3) Anchor Installation

If applicable, install foundations located behind anchored shoring before installing anchors. Fabricate and install ground anchors in accordance with the accepted submittals, Articles 6.4 and 6.5 of the *AASHTO LRFD Bridge Construction Specifications* and the following unless otherwise approved:

- (a) Materials in accordance with this provision are required instead of materials conforming to Articles 6.4 and 6.5.3 of the AASHTO LRFD Specifications,
- (b) Encapsulation-protected ground anchors in accordance with Article 6.4.1.2 of the AASHTO LRFD specifications are not required, and
- (c) Corrosion protection for unbonded lengths of ground anchors and anchorage covers are not required.
- (d) Mix and place neat cement grout in accordance with Subarticles 1003-5, 1003-6 and 1003-7 of the *2018 Standard Specifications*. Measure grout temperature, density and flow during grouting with at least the same frequency grout cubes are made for compressive strength. Perform density and flow field tests in the presence of the Engineer in accordance with American National Standards Institute/American Petroleum Institute Recommended Practice 13B-1 (Section 4, Mud Balance) and ASTM C939 (Flow Cone), respectively.

Install helical anchors in accordance with the accepted submittals and Anchor Manufacturer's instructions. Measure torque during installation and do not exceed the torsional strength rating of the helical anchor. Attain the minimum required installation torque and penetration before terminating anchor installation. When

replacing a helical anchor, embed last helix of the replacement anchor at least 3 helix plate diameters past the location of the first helix of the previous anchor.

(4) Anchor Testing

Proof test and lock-off anchors in accordance with the accepted submittals and Article 6.5.5 of the *AASHTO LRFD Bridge Construction Specifications* except for the acceptance criteria in Article 6.5.5.5. For the AASHTO LRFD specifications, “ground anchor” refers to a ground or helical anchor and “tendon” refers to a bar, strand or shaft.

(a) Anchor Acceptance

Anchor acceptance is based in part on the following criteria.

- (i) For ground and helical anchors, total movement is less than 0.04 inches between the 1 and 10 minute readings or less than 0.08 inches between the 6 and 60 minute readings.
- (ii) For ground anchors, total movement at maximum test load exceeds 80% of the theoretical elastic elongation of the unbonded length.

(b) Anchor Test Results

Submit PDF files of anchor test records including movement versus load plots for each load increment within 24 hours of completing each row of anchors. The Engineer will review the test records to determine if the anchors are acceptable.

If the Engineer determines an anchor is unacceptable, revise the anchor design or installation methods. Submit a revised anchored shoring design for acceptance and provide an acceptable anchor with the revised design or installation methods. If required, replace the anchor or provide additional anchors with the revised design or installation methods.

(C) Temporary Wall Installation

Excavate as necessary for temporary walls in accordance with the plans and accepted submittals. If applicable, install foundations located in the reinforced zone before placing shoring backfill or reinforcement unless otherwise approved. Notify the Engineer when foundation excavation is complete. Do not place shoring backfill or reinforcement until excavation dimensions and foundation material are approved.

Erect welded wire facing so the wall position is as shown in the plans and accepted submittals. Set welded wire facing adjacent to each other in the horizontal and vertical direction to completely cover the wall face with facing. Stagger welded wire facing to create a running bond by centering facing over joints in the row below.

Attach geostrip reinforcement to welded wire facing and wrap geotextile reinforcement and retention geotextiles behind welded wire facing as shown in the plans and accepted

submittals. Cover geotextiles with at least 3" of shoring backfill. Overlap adjacent geotextile reinforcement and retention and separation geotextiles at least 18 inches with seams oriented perpendicular to the wall face. Hold geotextiles in place with wire staples or anchor pins as needed.

Place reinforcement within 3 inches of locations shown in the plans and accepted submittals. Before placing shoring backfill, pull geosynthetic reinforcement taut so it is in tension and free of kinks, folds, wrinkles or creases. Install reinforcement with the direction shown in the plans and accepted submittals. For temporary wire walls with separate reinforcement and facing components, attach welded wire grid or metallic strip reinforcement to welded wire facing as shown in the accepted submittals. Do not splice or overlap reinforcement so seams are parallel to the wall face. Contact the Engineer when unanticipated existing or future obstructions such as foundations, pavements, pipes, inlets or utilities will interfere with reinforcement.

Place shoring backfill in the reinforced zone in 8 to 10 inch thick lifts. Compact A-2-4 soil and Class II, Type 1 and Class III select material in accordance with Subarticle 235-3(C) of the *2018 Standard Specifications*. Use only hand operated compaction equipment to compact backfill within 3 feet of welded wire facing. At a distance greater than 3 feet, compact shoring backfill with at least 4 passes of an 8 to 10 ton vibratory roller in a direction parallel to the wall face. Smooth wheeled or rubber tired rollers are also acceptable for compacting backfill. Do not use sheepsfoot, grid rollers or other types of compaction equipment with feet. Do not displace or damage reinforcement when placing and compacting shoring backfill. End dumping directly on geosynthetics is not permitted. Do not operate heavy equipment on reinforcement until it is covered with at least 8 inches of shoring backfill. Replace any damaged reinforcement to the satisfaction of the Engineer.

Backfill for temporary walls outside the reinforced zone in accordance with Article 410-8 of the *2018 Standard Specifications*. Bench temporary walls into the sides of excavations where applicable. For temporary geosynthetic walls with top of wall within 5 feet of finished grade, remove top facing and incorporate top reinforcement layer into fill when placing fill in front of wall. Temporary walls remain in place permanently unless otherwise required.

Measurement and Payment

Temporary Shoring will be measured and paid in square feet. Temporary walls will be measured as the square feet of exposed wall face area. Cantilever, braced or anchored shoring will be measured as the square feet of exposed shoring face area with the shoring height equal to the difference between the top and bottom of shoring elevations. Define "top of shoring" as where the grade intersects the back of sheet piles or H-piles and timber lagging. Define "bottom of shoring" as where the grade intersects front of sheet piles or H-piles and timber lagging. No measurement will be made for any embedment, shoring extension above top of shoring or pavement thickness above temporary walls.

The contract unit price for *Temporary Shoring* will be full compensation for providing shoring designs, submittals and materials, excavating, backfilling, hauling and removing excavated materials and supplying all labor, tools, equipment and incidentals necessary to construct temporary shoring.

No payment will be made for temporary shoring not shown in the plans or required by the Engineer including shoring for OSHA reasons or the Contractor’s convenience. No value engineering proposals will be accepted based solely on revising or eliminating shoring locations shown in the plans or estimated quantities shown in the bid item sheets as a result of actual field measurements or site conditions.

PCB will be measured and paid in accordance with Section 1170 of the *2018 Standard Specifications*. No additional payment will be made for anchoring PCB for temporary shoring. Costs for anchoring PCB will be incidental to temporary shoring.

Temporary guardrail will be measured and paid for in accordance with Section 862 of the *2018 Standard Specifications*.

Payment will be made under:

Pay Item	Pay Unit
Temporary Shoring	Square Foot

MATERIAL AND EQUIPMENT STORAGE & PARKING OF PERSONAL VEHICLES:

11-17-21(Rev. 8-16-22)

1101

SP11 R03

Revise the *2018 Standard Specifications* as follows:

Page 11-2, Article 1101-8 MATERIAL AND EQUIPMENT STORAGE, line 35-38, delete and replace with the following:

When work is not in progress, keep all personnel, equipment, machinery, tools, construction debris, materials and supplies away from active travel lanes that meets Table 1101-1.

TABLE 1101-1	
MATERIAL AND EQUIPMENT STORAGE FROM ACTIVE TRAVEL LANES	
Posted Speed Limit (mph)	Distance (ft)
40 or less	≥ 18
45-50	≥ 28
55	≥ 32
60 or higher	≥ 40

When vehicles, equipment and materials are protected by concrete barrier or guardrail, they shall be offset at least 5 feet from the barrier or guardrail.

Page 11-2, Article 1101-9 PARKING OF PERSONAL VEHICLES, line 40-41, delete and replace with the following:

Provide staging areas for personal vehicle parking in accordance with Article 1101-8 or as directed by the Engineer before use.

WORK ZONE INSTALLER:

(7-20-21)(Rev. 8-16-22)

1101, 1150

SP11 R04

Provide the service of at least one qualified work zone installer during the setup, installation, and removal of temporary traffic control within the highway right of way. The qualified work zone installer shall serve as crew leader and shall be on site and directing the installation and removal of temporary traffic control. If multiple temporary traffic control installations or removals are occurring simultaneously, then each shall have a qualified work zone installer.

The work zone installer shall be qualified by an NCDOT approved training agency or other NCDOT approved training provider in the safe and competent set up of temporary traffic control. For a complete listing of approved training agencies, see the Work Zone Safety Training webpage.

A work zone supervisor, in accordance with Article 1101-13 of the *Standard Specifications*, may fulfill the role of the work zone installer during the setup, installation, and removal of temporary traffic control within the highway right of way provided they are on site and directing the installation and removal of temporary traffic control.

All other individuals participating in the setup, installation, and removal of temporary traffic control within the highway right of way shall be certified as a qualified flagger in accordance with Article 1150-3 of the *Standard Specifications*, even if flagging is not being performed as part of the traffic control.

Provide the name and contact information of all qualified work zone installers to the Engineer prior to or at the preconstruction conference. Additionally, provide a qualification statement that all other individuals participating in the setup, installation, and removal of temporary traffic control are qualified flaggers that have been properly trained through an NCDOT approved training agency or other NCDOT approved training provider.

All certification records for qualified work zone installers and flaggers shall be uploaded by the approved training agency or other NCDOT approved training provider to the Department's Work Zone Education Verification App (WZ-EVA) prior to the qualified work zone installer or flagger performing any traffic control duties on the project. For more information about WZ-EVA, see the Work Zone Safety Training webpage.

PERMANENT SEEDING AND MULCHING:

(7-1-95)

1660

SP16 R02

The Department desires that permanent seeding and mulching be established on this project as soon as practical after slopes or portions of slopes have been graded. As an incentive to obtain an early stand of vegetation on this project, the Contractor's attention is called to the following:

For all permanent seeding and mulching that is satisfactorily completed in accordance with the requirements of Section 1660 in the *2018 Standard Specifications* and within the following percentages of elapsed contract times, an additional payment will be made to the Contractor as an incentive additive. The incentive additive will be determined by multiplying the number of acres of seeding and mulching satisfactorily completed times the contract unit bid price per acre for Seeding and Mulching times the appropriate percentage additive.

Percentage of Elapsed Contract Time	Percentage Additive
0% - 30%	30%
30.01% - 50%	15%

Percentage of elapsed contract time is defined as the number of calendar days from the date of availability of the contract to the date the permanent seeding and mulching is acceptably completed divided by the total original contract time.

STANDARD SPECIAL PROVISION
AVAILABILITY OF FUNDS – TERMINATION OF CONTRACTS

(5-20-08)

Z-2

General Statute 143C-6-11. (h) Highway Appropriation is hereby incorporated verbatim in this contract as follows:

(h) Amounts Encumbered. – Transportation project appropriations may be encumbered in the amount of allotments made to the Department of Transportation by the Director for the estimated payments for transportation project contract work to be performed in the appropriation fiscal year. The allotments shall be multiyear allotments and shall be based on estimated revenues and shall be subject to the maximum contract authority contained in *General Statute 143C-6-11(c)*. Payment for transportation project work performed pursuant to contract in any fiscal year other than the current fiscal year is subject to appropriations by the General Assembly. Transportation project contracts shall contain a schedule of estimated completion progress, and any acceleration of this progress shall be subject to the approval of the Department of Transportation provided funds are available. The State reserves the right to terminate or suspend any transportation project contract, and any transportation project contract shall be so terminated or suspended if funds will not be available for payment of the work to be performed during that fiscal year pursuant to the contract. In the event of termination of any contract, the contractor shall be given a written notice of termination at least 60 days before completion of scheduled work for which funds are available. In the event of termination, the contractor shall be paid for the work already performed in accordance with the contract specifications.

Payment will be made on any contract terminated pursuant to the special provision in accordance with Subarticle 108-13(D) of the *2018 Standard Specifications*.

STANDARD SPECIAL PROVISION
NCDOT GENERAL SEED SPECIFICATION FOR SEED QUALITY

(5-17-11)

Z-3

Seed shall be sampled and tested by the North Carolina Department of Agriculture and Consumer Services, Seed Testing Laboratory. When said samples are collected, the vendor shall supply an independent laboratory report for each lot to be tested. Results from seed so sampled shall be final. Seed not meeting the specifications shall be rejected by the Department of Transportation and shall not be delivered to North Carolina Department of Transportation warehouses. If seed has been delivered it shall be available for pickup and replacement at the supplier's expense.

Any re-labeling required by the North Carolina Department of Agriculture and Consumer Services, Seed Testing Laboratory, that would cause the label to reflect as otherwise specified herein shall be rejected by the North Carolina Department of Transportation.

Seed shall be free from seeds of the noxious weeds Johnsongrass, Balloonvine, Jimsonweed, Witchweed, Itchgrass, Serrated Tussock, Showy Crotalaria, Smooth Crotalaria, Sicklepod, Sandbur, Wild Onion, and Wild Garlic. Seed shall not be labeled with the above weed species on the seed analysis label. Tolerances as applied by the Association of Official Seed Analysts will NOT be allowed for the above noxious weeds except for Wild Onion and Wild Garlic.

Tolerances established by the Association of Official Seed Analysts will generally be recognized. However, for the purpose of figuring pure live seed, the found pure seed and found germination percentages as reported by the North Carolina Department of Agriculture and Consumer Services, Seed Testing Laboratory will be used. Allowances, as established by the NCDOT, will be recognized for minimum pure live seed as listed on the following pages.

The specifications for restricted noxious weed seed refers to the number per pound as follows:

<u>Restricted Noxious Weed</u>	<u>Limitations per Lb. Of Seed</u>	<u>Restricted Noxious Weed</u>	<u>Limitations per Lb. of Seed</u>
Blessed Thistle	4 seeds	Cornflower (Ragged Robin)	27 seeds
Cocklebur	4 seeds	Texas Panicum	27 seeds
Spurred Anoda	4 seeds	Bracted Plantain	54 seeds
Velvetleaf	4 seeds	Buckhorn Plantain	54 seeds
Morning-glory	8 seeds	Broadleaf Dock	54 seeds
Corn Cockle	10 seeds	Curly Dock	54 seeds
Wild Radish	12 seeds	Dodder	54 seeds
Purple Nutsedge	27 seeds	Giant Foxtail	54 seeds
Yellow Nutsedge	27 seeds	Horsenettle	54 seeds
Canada Thistle	27 seeds	Quackgrass	54 seeds
Field Bindweed	27 seeds	Wild Mustard	54 seeds
Hedge Bindweed	27 seeds		

Seed of Pensacola Bahiagrass shall not contain more than 7% inert matter, Kentucky Bluegrass, Centipede and Fine or Hard Fescue shall not contain more than 5% inert matter whereas a maximum of 2% inert matter will be allowed on all other kinds of seed. In addition, all seed shall not contain more than 2% other crop seed nor more than 1% total weed seed. The germination

rate as tested by the North Carolina Department of Agriculture shall not fall below 70%, which includes both dormant and hard seed. Seed shall be labeled with not more than 7%, 5% or 2% inert matter (according to above specifications), 2% other crop seed and 1% total weed seed.

Exceptions may be made for minimum pure live seed allowances when cases of seed variety shortages are verified. Pure live seed percentages will be applied in a verified shortage situation. Those purchase orders of deficient seed lots will be credited with the percentage that the seed is deficient.

FURTHER SPECIFICATIONS FOR EACH SEED GROUP ARE GIVEN BELOW:

Minimum 85% pure live seed; maximum 1% total weed seed; maximum 2% total other crop seed; maximum 144 restricted noxious weed seed per pound. Seed less than 83% pure live seed will not be approved.

Sericea Lespedeza
Oats (seeds)

Minimum 80% pure live seed; maximum 1% total weed seed; maximum 2% total other crop; maximum 144 restricted noxious weed seed per pound. Seed less than 78% pure live seed will not be approved.

Tall Fescue (all approved varieties)	Bermudagrass
Kobe Lespedeza	Browntop Millet
Korean Lespedeza	German Millet – Strain R
Weeping Lovegrass	Clover – Red/White/Crimson
Carpetgrass	

Minimum 78% pure live seed; maximum 1% total weed seed; maximum 2% total other crop seed; maximum 144 restricted noxious weed seed per pound. Seed less than 76% pure live seed will not be approved.

Common or Sweet Sundangrass

Minimum 76% pure live seed; maximum 1% total weed seed; maximum 2% total other crop seed; maximum 144 restricted noxious weed seed per pound. Seed less than 74% pure live seed will not be approved.

Rye (grain; all varieties)
Kentucky Bluegrass (all approved varieties)
Hard Fescue (all approved varieties)
Shrub (bicolor) Lespedeza

Minimum 70% pure live seed; maximum 1% total weed seed; maximum 2% total other crop seed; maximum 144 noxious weed seed per pound. Seed less than 70% pure live seed will not be approved.

Centipedegrass	Japanese Millet
Crownvetch	Reed Canary Grass
Pensacola Bahiagrass	Zoysia
Creeping Red Fescue	

Minimum 70% pure live seed; maximum 1% total weed seed; maximum 2% total other crop seed; maximum 5% inert matter; maximum 144 restricted noxious weed seed per pound.

Barnyard Grass
Big Bluestem
Little Bluestem
Bristly Locust
Birdsfoot Trefoil
Indiangrass
Orchardgrass
Switchgrass
Yellow Blossom Sweet Clover

STANDARD SPECIAL PROVISION**ERRATA**

(10-16-18) (Rev. 6-20-23)

Z-4

Revise the *2018 Standard Specifications* as follows:

Division 1

Page 1-1, Article 101-2 Abbreviations, line 13, replace " American National Standards Institute, Inc." with "American National Standards Institute".

Page 1-1, Article 101-2 Abbreviations, line 32, replace "Equivalent Single Axis Load" with "Equivalent Single Axle Load".

Page 1-16, Subarticle 102-9(A) General, line 26, replace "10 U.S.C. 2304(g)" with "10 U.S.C. 3205".

Page 1-43, Article 104-13 RECYCLED PRODUCTS OR SOLID WASTE MATERIALS, line 4, replace "104-13(B)(2)" with "104-13(B)".

Page 1-52, Article 106-1 RECYCLED PRODUCTS OR SOLID WASTE MATERIALS, line 25, replace "13 NCAC 7CF.0101(a)(99)" with "29 CFR 1910.1200".

Page 1-79, Article 109-1 MEASUREMENT AND PAYMENT, Test Method prior to line 34, replace "AASHTO M 32" with "AASHTO M 336".

Division 2

Page 2-5, Article 210-2 CONSTRUCTION METHODS, line 21, replace " NCGS §§ 130A-444 to -452" with "NCGS §§ 130A-444 to -453".

Page 2-13, Article 225-2 EROSION CONTROL REQUIREMENTS, line 17, replace "the Sedimentation and Pollution Control Act" with "Article 107-12".

Page 2-20, Subarticle 230-4(B)(3) Reclamation Plan, line 12, replace " Department's borrow and waste site reclamation procedures for contracted projects" with "Department's *Borrow Waste and Staging Site Reclamation Procedures for Contract Projects*".

Page 2-25, Subarticle 235-3(E) Surcharges and Waiting Periods, line 21 and 27, delete "Department's Materials and Tests Unit."

Page 2-27, Article 240-4 MEASUREMENT AND PAYMENT, line 23, replace "Section 225" with "Article 225-7".

Page 2-30, Article 275-4 MEASUREMENT AND PAYMENT, line 33, replace "Section 815" with "Article 815-4".

Division 4

Page 4-18, Subarticle 411-5(C)(3) Coring, line 11, replace "in accordance with ASTM D5079" with "with methods acceptable to the Engineer".

Page 4-50, Article 430-2 MATERIALS, prior to line 15, replace Section “1080-9” with “1080-7”.

Page 4-53, Article 440-2 MATERIALS, prior to line 6, replace Section “1080-9” with “1080-7”.

Page 4-58, Article 442-2 MATERIALS, prior to line 15, replace Section “1080-6” with “1080-12”.

Page 4-59, Subarticle 442-7(A) Blast Cleaning, line 36, replace Article “1080-6” with “1080-12”.

Page 4-76, Article 454-2 MATERIALS, prior to line 24, replace Section “815-2” with “1044”.

Page 4-79, Article 455-2 MATERIALS, prior to line 21, replace Section “815” with “1044”.

Page 4-80, Subarticle 455-3(B) Precast Gravity Wall Designs, line 23 and lines 25-26, replace “AASHTO LRFD specifications” with “*AASHTO LRFD Bridge Design Specifications*”.

Page 4-84, Article 458-5 MEASUREMENT AND PAYMENT, line 31, replace article number “454-1” with “458-1”.

Division 6

Page 6-7, Article 609-1 DESCRIPTION, line 29, replace article number “609-10” with “609-9”.

Page 6-10, Subarticle 609-6(C) Control Charts, line 17, replace Section number “7021” with “7.20.1”.

Page 6-13, Article 609-9 QUALITY ASSURANCE, line 31, replace Section number “7.60” with “7.6”.

Page 6-26, Subarticle 610-13(A)(1) Acceptance for New Construction, line 31, replace Table number “610-7” with “610-8”.

Page 6-29, Subarticle 610-13(B) North Carolina Hearne Straightedge, line 32, replace Table number “610-8” with “610-9”.

Page 6-31, Article 610-14 DENSITY ACCEPTANCE, Specified Density prior to line 30 and line 32, replace Table number “610-6” with “610-7”.

Page 6-37, Article 650-5 CONSTRUCTION METHODS, line 10, replace Section number “9.5(E)” with “9.5.1(E)”.

Page 6-44, Subarticle 660-8(B) Asphalt Mat and Seal, line 40, replace Subarticle number “660-8(A)” with “660-8(C)”.

Page 6-44, Subarticle 660-8(B) Asphalt Mat and Seal, line 42, replace Subarticle number “660-8(C)” with “660-8(A)”.

Division 7

Page 7-11, Subarticle 700-15(E) Compressive Strength, line 5, replace “AASHTO T 23” with “AASHTO R 100”.

Page 7-24, Article 723-4 Very High Early Strength Concrete for Concrete Pavement Repair, line 4, replace “AASHTO T126” with “AASHTO R 39”.

Page 7-24, Article 723-5 MEASUREMENT AND PAYMENT, line 34, replace "Section 225" with “Article 225-7”.

Page 7-24, Article 723-5 MEASUREMENT AND PAYMENT, line 36, replace "Section 270" with “Article 270-4”.

Page 7-27, Article 725-1 MEASUREMENT AND PAYMENT, line 4, replace article number “725-1” with “724-4”.

Page 7-28, Article 725-1 MEASUREMENT AND PAYMENT, line 10, replace article number “725-1” with “725-3”.

Division 8

Page 8-11, Article 815-1 MATERIALS, after line 35, replace “1080-12” with “1080-10”.

Page 8-13, Article 816-1 MATERIALS, after line 28, replace “1080-12” with “1080-10”.

Page 8-17, Article 825-1 Description, line 5, delete “853” and “855”.

Division 10

Page 10-2, Subarticle 1000-3(B) Air Entrainment, line 33, replace “Chase” with “Chace”.

Page 10-4, Subarticle 1000-4(A) Composition and Design, after line 17, replace “T23” with “R100”.

Page 10-4, Subarticle 1000-4(B) Air Entrainment, line 31 and 33, replace “Chase” with “Chace”.

Page 10-4, Subarticle 1000-4(C) Strength of Concrete, line 39 and 41, replace “T 23” with “R 100”.

Page 10-15, Subarticle 1000-11(B) Mixing Time for Central Mixed Concrete, after line 35, replace “T 23” with “R 100”.

Page 10-22, Article 1003-3 COMPOSITION AND DESIGN, line 9, replace “Engineer” with “engineer”.

Page 10-23, Article 1003-4 GROUT REQUIREMENTS, line 16 and 18, replace “T 23” with “R 100”.

Page 10-26, Article 1005-4 TESTING, after line 26, replace “1014-2€(6)” with “1014-2€(6)” in C. of Table 1005-1 footnote and replace “Lightweight^B” with “Lightweight^C”.

Page 10-29, Subarticle 1012-1(B)(4) Flat and Elongated Pieces, line 44, delete “SF9.5A”

Page 10-36, Subarticle 1012-2(E) Toughness (Resistance to Abrasion), line 31, replace “course” with “coarse”.

Page 10-37, Article 1012-4, LIGHTWEIGHT AGGREGATE, line 4, replace Table number “1012-8” with “1012-5”.

Page 10-48, Subarticle 1020-10(A) Mineral Fibers, line 27, replace “Table 1012-5” with “Table 1020-2”.

Page 10-52, Article 1024-5 FLY ASH, line 12, replace “Table 2” with “Table 3”.

Page 10-60, Subarticle 1032-6(F) Joint Materials, line 15, replace “AASHTO M 198” with “ASTM C990” and delete “Type B”.

Page 10-61, Article 1034-3 CONCRETE SEWER PIPE, line 33, replace “AASHTO M 198” with “ASTM C990” and delete “Type A or B”.

Page 10-64, Article 1040-1 BRICK, line 12, replace “ASTM C62” with “ASTM C62 or ASTM C216”.

Page 10-67, Article 1044-7 CORRUGATED PLASTIC PIPE AND FITTINGS, line 24, replace “AASHTO M 294 for heavy duty tubing” with “Article 1032-7 and AASHTO M 252”.

Page 10-68, Subarticle 1046-3(D) Offset Blocks, lines 30-32, delete “Before beginning the installation of recycled offset block, submit the FHWA acceptance letter for each type of block to the Engineer for approval.”

Page 10-69, Subarticle 1046-3(D) Offset Blocks, before line 1, replace “WIRE DIAMETER” with “COMPOSITE OFFSET BLOCKS” as the title of Table 1046-1, delete “Testing” property and associated requirement from Table 1046-1, and replace “Approval” requirement of “Approved for use by the FHWA” with “Approved for use on the NCDOT APL” in Table 1046-1.

Page 10-80, Article 1060-2 FERTILIZER, line 18, replace “North Carolina Fertilizer Law” with “North Carolina Commercial Fertilizer Law”.

Page 10-83, Article 1060-9 WATER, line 9, replace “15 NCAC 2B.0200” with “15A NCAC 02B.0200”.

Page 10-86, Article 1070-3 COLD DRAWN STEEL WIRE AND WIRE REINFORCEMENT, line 23 and 25, replace “M 32” and “M 55” with “M 336”.

Page 10-87, Article 1070-6 DOWELS AND TIE BARS FOR PORTLAND CEMENT CONCRETE PAVEMENT, line 17, replace “AASHTO M 32” with “AASHTO M 336”.

Page 10-88, Subarticle 1070-7(D) Handling, Storage and Transportation, line 40, replace “Section” with “Subarticle”.

Page 10-89, Article 1070-8 SPIRAL COLUMN REINFORCING STEEL, line 21, replace “AASHTO M 32” with “AASHTO M 336”.

Page 10-91, Article 1072-3 BEARING PLATE ASSEMBLIES, line 44, replace “Article 1080-9” with “Article 1080-7”.

Page 10-92, Subarticle 1072-5(A) General, after line 30, replace “SAMPLING REQUIREMENTS FOR HIGH STRENGTH BOLTS, NUTS AND WASHERS” with “SAMPLING REQUIREMENTS FOR HIGH STRENGTH BOLTS, NUTS AND WASHERS TO INCLUDE DIRECT TENSION INDICATORS” as the title of Table 1072-1.

Page 10-95, Subarticle 1072-5(D)(7)(a) Mill Test Report(s), line 18, replace title with “Mill Test Report(s) (MTR)”.

Page 10-95, Subarticle 1072-5(D)(7)(b) Manufacturer Certified Test Report(s), line 24, replace title with “Manufacturer Certified Test Report(s) (MCTR)”.

Page 10-96, Subarticle 1072-5(D)(7)(c) Distributor Certified Test Report(s), line 1, replace title with “Distributor Certified Test Report(s) (DCTR)”.

Page 10-98, Subarticle 1072-5(F) Galvanized High Strength Bolts, Nuts and Washers, line 11, replace “Article 1080-9” with “Article 1080-7”.

Page 10-111, Subarticle 1072-18(B) General, line 24, replace “Structural Welding Code-Reinforcing Steel” with “Structural Welding Code-Steel Reinforcing Bars”.

Page 10-117, Article 1074-1 WELDING, lines 21-22, replace “Structural Welding Code-Reinforcing Steel” with “Structural Welding Code-Steel Reinforcing Bars”.

Page 10-119, Article 1074-7(B) Gray Iron Castings, line 16, replace “M306” with “AASHTO M 306”.

Page 10-121, Article 1076-7, REPAIR OF GALVANIZING, line 8, replace article number “1080-9” with “1080-7”.

Page 10-125, Subarticle 1077-5(B) Testing, line 31, replace “T 23” with “R 100”.

Page 10-131, Subarticle 1078-4(A) Composition and Design, after line 23, in Table 1078-2 replace “T 23” with “R 100”.

Page 10-135, Subarticle 1078-4(J)(2) Mixing Time for Central Mixed Concrete, line 46, replace “Table 1078-2” with “Table 1078-3”

Page 10-136, Subarticle 1078-4(J)(2) Mixing Time for Central Mixed Concrete, after line 17, replace “T23” with “R100”.

Page 10-153, Subarticle 1079-1 PREFORMED BEARING PADS, line 8, replace “MIL-C882-D” with “MIL-C-882-E”.

Page 10-154, Subarticle 1079-2(A) General, line 6, delete “and 1079-2(E)”.

Page 10-156, Article 1080-5 SELF-CURING INORGANIC ZINC PAINT, line 8, replace “AASHTO M 252” with “AASHTO M 300”.

Page 10-156, Article 1080-5 SELF-CURING INORGANIC ZINC PAINT, line 20, replace “AASHTO M 253” with “AASHTO M 300”.

Page 10-156, Subarticle 1080-9(A) Composition, line 40, replace “Tables 1080-7 through 1080-14” with “Tables 1080-1 through 1080-3”.

Page 10-157, Subarticle 1080-9(B) Properties, line 5, replace “Tables 1080-7 through 1080-14” with “Tables 1080-1 through 1080-3”.

Page 10-157, Subarticle 1080-9(B) Properties, line 35, replace “Materials and Tests Standards CLS-P-1.0” with “*Structural Steel Shop Coatings Program*”.

Page 10-159, Subarticle 1080-9(E) Color Variation, Table 1080-1, replace “ASTM D1159” with “ASTM D1199”.

Page 10-159, Subarticle 1080-9(E) Color Variation, Table 1080-1, replace “NCDOT M&T P-10” with “ASTM D6280”.

Page 10-161, Subarticle 1080-9(E) Color Variation, Table 1080-3, replace “ASTM D13278” and “ASTM D3278”.

Page 10-161, Subarticle 1080-9(E) Color Variation, Table 1080-3, replace “NCDOT M&T P-10” and “Structural Steel Shop Coatings Program”.

Page 10-161, Subarticle 1080-9(E) Color Variation, Table 1080-3, add Test Method “ASTM D4400” for the Leneta Sag Test property in Table 1080-3.

Page 10-161, Subarticle 1080-9(E) Color Variation, Table 1080-3, add Test Method “ASTM D523” for the Gloss, Specular property in Table 1080-3.

Page 10-161, Subarticle 1080-9(E) Color Variation, Table 1080-3, replace Test Method “ASTM” with “ASTM E70” for the pH property in Table 1080-3.

Page 10-162, Article 1080-50 PAINT FOR VERTICAL MARKERS, line 1, replace article number “1080-50” with “1080-10”.

Page 10-162, Article 1080-61 EPOXY RESIN FOR REINFORCING STEEL, line 5, replace article number “1080-61” with “1080-11”.

Page 10-162, Article 1080-72 ABRASIVE MATERIALS FOR BLAST CLEANING STEEL, line 22, replace article number “1080-72” with “1080-12”.

Page 10-163, Article 1080-83 FIELD PERFORMANCE AND SERVICES, line 25, replace article number “1080-83” with “1080-13”.

Page 10-166, Subarticle 1081-1(E) Prequalification, line 24, replace “Value Management Unit” with “Product Evaluation Program”.

Page 10-168, Subarticle 1081-3(A) Physical Requirements, after line 25, replace “Subarticle 1081-4(B)” with “Subarticle 1081-3(B)” in Table 1081-2.

Page 10-168, Subarticle 1087-2(A) Paint Composition, lines 19-20, replace “Federal Specification TTP 1952F” with “Federal Specification TT-P-1952”.

Page 10-200, Subarticle 1090-1(C) Anchor Bolts, line 38, replace ASTM number “A325” with “F3125”.

Page 10-202, Subarticle 1091-3(F) Solid Wall HDPE Conduit, line 5, replace “, Table 1091-1, 1091-2 and 1091-3” with “and Table 1091-1”.

Page 10-208, Subarticle 1094-1(A) Breakaway or Simple Steel Beam Sign Supports, line 19, replace ASTM number “A325” with “F3125”.

Page 10-209, Subarticle 1094-1(D) Steel Square Tube Posts, line 10, replace ASTM number “A123” with “A653”.

Page 10-209, Subarticle 1094-1(E) Wood Supports, line 17, replace “Article 1082-2 and 1082-3” with “Section 1082”.

Page 10-212, Subarticle 1098-1(H) Electrical Service, line 21, replace “NEMA Type 3R” with “NEMA 3R”.

Page 10-212, Subarticle 1098-1(H) Electrical Service, line 36, replace “UL Standard 231” with “UL Standard UL-231”.

Page 10-212, Subarticle 1098-1(H) Electrical Service, line 37, replace “UL Standard 67” with “UL Standard UL-67”.

Page 10-224, Subarticle 1098-14(H)(1) Type I – Pedestrian Pushbutton Post, line 3, replace ASTM number “325” with “F3125”.

Page 10-224, Article 1098-16 CABINET BASE ADAPTER/EXTENDER, line 33, replace Section number “6.7” with “6.8”.

Division 14

Page 14-11, Subarticle 1401-2(B) Lowering Device, line 36, replace Military Specification “MIL-W-83420E” with “MIL-DTL-83420”.

Page 14-22, Article 1412-2 MATERIALS, line 29, replace UL Standard “1572” with “1598”.

Division 15

Page 15-6, Subarticle 1510-3(B) Testing and Sterilization, line 40, replace Section number “4.4.3” with “4.4”.

Page 15-14, Article 1525-2 MATERIALS, line 9, replace “AASHTO M 198” with “ASTM C990”.

Page 15-14, Article 1525-2 MATERIALS, lines 17-18, delete “in the Grout Production and Delivery provision”.

Page 15-19, Article 1550-2 MATERIALS, line 16, replace “*AASHTO LRFD Bridge Design Specifications*” with “*AASHTO LRFD Bridge Construction Specifications*”.

Division 16

Page 16-9, Article 1630-3 MEASUREMENT AND PAYMENT, line 7, replace "Section 225" with “Article 225-7”.

Page 16-9, Article 1630-3 MEASUREMENT AND PAYMENT, line 8, replace "Section 230" with “Article 230-5”.

Page 16-16, Article 1637-5 MEASUREMENT AND PAYMENT, line 17, replace "Section 310" with “Article 310-6”.

Division 17

Page 17-15, Article 1715-4 MEASUREMENT AND PAYMENT, lines 42-44, replace the second sentence with the following:

An example is an installation of a single 1.25 inch HDPE conduit would be paid as:

Directional Drill (1)(1.25") Linear Foot

Page 17-15, Subarticle 1715-3(E) Bore and Jack, line 5, replace article number “1540-4” with “1550-4”.

Page 17-15, Subarticle 1715-3(E) Bore and Jack, lines 10 & 11, replace "*NCDOT Policies and Procedures for Accommodating Utilities on Highway Rights of Way*" with “*NCDOT Utilities Accommodations Manual*”.

STANDARD SPECIAL PROVISION**PLANT AND PEST QUARANTINES****(Imported Fire Ant, Gypsy Moth, Witchweed, Emerald Ash Borer, Guava Root Knot Nematode, And Other Noxious Weeds)**

(3-18-03) (Rev. 5-21-19)

Z-04a

Within Quarantined Area

This project may be within a county regulated for plant and/or pests. If the project or any part of the Contractor's operations is located within a quarantined area, thoroughly clean all equipment prior to moving out of the quarantined area. Comply with federal/state regulations by obtaining a certificate or limited permit for any regulated article moving from the quarantined area.

Originating in a Quarantined County

Obtain a certificate or limited permit issued by the N.C. Department of Agriculture/United States Department of Agriculture. Have the certificate or limited permit accompany the article when it arrives at the project site.

Contact

Contact the N.C. Department of Agriculture/United States Department of Agriculture at 1-800-206-9333, 919-707-3730, or <https://www.ncagr.gov/plantindustry/Plant/quaran/table2.htm> to determine those specific project sites located in the quarantined area or for any regulated article used on this project originating in a quarantined county.

Regulated Articles Include

1. Soil, sand, gravel, compost, peat, humus, muck, and decomposed manure, separately or with other articles. This includes movement of articles listed above that may be associated with cut/waste, ditch pulling, and shoulder cutting.
2. Plants with roots including grass sod.
3. Plant crowns and roots.
4. Bulbs, corms, rhizomes, and tubers of ornamental plants.
5. Hay, straw, fodder, and plant litter of any kind.
6. Clearing and grubbing debris.
7. Used agricultural cultivating and harvesting equipment.
8. Used earth-moving equipment.
9. Any other products, articles, or means of conveyance, of any character, if determined by an inspector to present a hazard of spreading imported fire ant, gypsy moth, witchweed, emerald ash borer, guava root knot nematode, or other noxious weeds.

STANDARD SPECIAL PROVISION**TITLE VI AND NONDISCRIMINATION:**

(6-28-77)(Rev 6/19/2018)

Z-6

Revise the *2018 Standard Specifications* as follows:

Replace Article 103-4(B) with the following:

The North Carolina Department of Transportation is committed to carrying out the U.S. Department of Transportation's policy of ensuring nondiscrimination in the award and administration of contracts.

The provisions of this section related to United States Department of Transportation (US DOT) Order 1050.2A, Title 49 Code of Federal Regulations (CFR) part 21, 23 United States Code (U.S.C.) 140 and 23 CFR part 200 (or 49 CFR 303, 49 U.S.C. 5332 or 49 U.S.C. 47123) are applicable to all North Carolina Department of Transportation (NCDOT) contracts and to all related subcontracts, material supply, engineering, architectural and other service contracts, regardless of dollar amount. Any Federal provision that is specifically required not specifically set forth is hereby incorporated by reference.

(1) **Title VI Assurances (USDOT Order 1050.2A, Appendix A)**

During the performance of this contract, the contractor, for itself, its assignees, and successors in interest (hereinafter referred to as the "contractor") agrees as follows:

(a) Compliance with Regulations

The contractor (hereinafter includes consultants) shall comply with the Acts and the Regulations relative to Nondiscrimination in Federally-assisted programs of the U.S. Department of Transportation, Federal Highway Administration (FHWA), as they may be amended from time to time, which are herein incorporated by reference and made a part of this contract.

(b) Nondiscrimination

The contractor, with regard to the work performed by it during the contract, shall not discriminate on the grounds of race, color, or national origin in the selection and retention of subcontractors, including procurements of materials and leases of equipment. The contractor shall not participate directly or indirectly in the discrimination prohibited by the Acts and the Regulations, including employment practices when the contract covers any activity, project, or program set forth in Appendix B of 49 CFR Part 21.

(c) Solicitations for Subcontractors, Including Procurements of Materials and Equipment

In all solicitations, either by competitive bidding, or negotiation made by the contractor for work to be performed under a subcontract, including procurements of materials, or leases of equipment, each potential subcontractor or supplier shall be notified by the contractor of the contractor's obligations under this contract and the Acts and the Regulations relative to Nondiscrimination on the grounds of race, color, or national origin.

(d) Information and Reports

The contractor shall provide all information and reports required by the Acts, the Regulations, and directives issued pursuant thereto and shall permit access to its books, records, accounts, other sources of information, and its facilities as may be determined by the Recipient or the FHWA to be pertinent to ascertain compliance with such Acts, Regulations, and instructions. Where any information required of a contractor is in the

- exclusive possession of another who fails or refuses to furnish the information, the contractor shall so certify to the Recipient or the FHWA, as appropriate, and shall set forth what efforts it has made to obtain the information.
- (e) Sanctions for Noncompliance:
In the event of a contractor's noncompliance with the Non-discrimination provisions of this contract, the Recipient will impose such contract sanctions as it and/or the FHWA may determine to be appropriate, including, but not limited to:
- (i) Withholding payments to the contractor under the contract until the contractor complies; and/or
 - (ii) Cancelling, terminating, or suspending a contract, in whole or in part.
- (f) Incorporation of Provisions
The contractor shall include the provisions of paragraphs (a) through (f) in every subcontract, including procurements of materials and leases of equipment, unless exempt by the Acts, the Regulations and directives issued pursuant thereto. The contractor shall take action with respect to any subcontract or procurement as the Recipient or the FHWA may direct as a means of enforcing such provisions including sanctions for noncompliance. Provided, that if the contractor becomes involved in, or is threatened with litigation by a subcontractor, or supplier because of such direction, the contractor may request the Recipient to enter into any litigation to protect the interests of the Recipient. In addition, the contractor may request the United States to enter into the litigation to protect the interests of the United States.

(2) Title VI Nondiscrimination Program (23 CFR 200.5(p))

The North Carolina Department of Transportation (NCDOT) has assured the USDOT that, as a condition to receiving federal financial assistance, NCDOT will comply with Title VI of the Civil Rights Act of 1964 and all requirements imposed by Title 49 CFR part 21 and related nondiscrimination authorities to ensure that no person shall, on the ground of race, color, national origin, limited English proficiency, sex, age, or disability (including religion/creed or income-level, where applicable), be excluded from participation in, be denied the benefits of, or be subjected to discrimination under any programs, activities, or services conducted or funded by NCDOT. Contractors and other organizations under contract or agreement with NCDOT must also comply with Title VI and related authorities, therefore:

- (a) During the performance of this contract or agreement, contractors (e.g., subcontractors, consultants, vendors, prime contractors) are responsible for complying with NCDOT's Title VI Program. Contractors are not required to prepare or submit Title VI Programs. To comply with this section, the prime contractor shall:
1. Post NCDOT's Notice of Nondiscrimination and the Contractor's own Equal Employment Opportunity (EEO) Policy in conspicuous locations accessible to all employees, applicants and subcontractors on the jobsite.
 2. Physically incorporate the required Title VI clauses into all subcontracts on federally-assisted and state-funded NCDOT projects, and ensure inclusion by subcontractors into all lower-tier subcontracts.
 3. Required Solicitation Language. The Contractor shall include the following notification in all solicitations for bids and requests for work or material, regardless of funding source:

“The North Carolina Department of Transportation, in accordance with the provisions of Title VI of the Civil Rights Act of 1964 (78 Stat. 252, 42 US.C. §§ 2000d to 2000d-4) and the Regulations, hereby notifies all bidders that it will affirmatively ensure that any contract entered into pursuant to this advertisement, disadvantaged business enterprises will be afforded full and fair opportunity to submit bids in response to this invitation and will not

be discriminated against on the grounds of race, color, or national origin in consideration for an award. In accordance with other related nondiscrimination authorities, bidders and contractors will also not be discriminated against on the grounds of sex, age, disability, low-income level, creed/religion, or limited English proficiency in consideration for an award.”

4. Physically incorporate the FHWA-1273, in its entirety, into all subcontracts and subsequent lower tier subcontracts on Federal-aid highway construction contracts only.
 5. Provide language assistance services (i.e., written translation and oral interpretation), free of charge, to LEP employees and applicants. Contact NCDOT OCR for further assistance, if needed.
 6. For assistance with these Title VI requirements, contact the NCDOT Title VI Nondiscrimination Program at 1-800-522-0453.
- (b) Subrecipients (e.g. cities, counties, LGAs, planning organizations) may be required to prepare and submit a Title VI Plan to NCDOT, including Title VI Assurances and/or agreements. Subrecipients must also ensure compliance by their contractors and subrecipients with Title VI. (23 CFR 200.9(b)(7))
- (c) If reviewed or investigated by NCDOT, the contractor or subrecipient agrees to take affirmative action to correct any deficiencies found within a reasonable time period, not to exceed 90 calendar days, unless additional time is granted by NCDOT. (23 CFR 200.9(b)(15))
- (d) The Contractor is responsible for notifying subcontractors of NCDOT’s External Discrimination Complaints Process.
1. Applicability
Title VI and related laws protect participants and beneficiaries (e.g., members of the public and contractors) from discrimination by NCDOT employees, subrecipients and contractors, regardless of funding source.
 2. Eligibility
Any person—or class of persons—who believes he/she has been subjected to discrimination based on race, color, national origin, Limited English Proficiency (LEP), sex, age, or disability (and religion in the context of employment, aviation, or transit) may file a written complaint. The law also prohibits intimidation or retaliation of any sort.
 3. Time Limits and Filing Options
Complaints may be filed by the affected individual(s) or a representative and must be filed no later than 180 calendar days after the following:
 - (i) The date of the alleged act of discrimination; or
 - (ii) The date when the person(s) became aware of the alleged discrimination; or
 - (iii) Where there has been a continuing course of conduct, the date on which that conduct was discontinued or the latest instance of the conduct.Title VI and related discrimination complaints may be submitted to the following entities:
 - North Carolina Department of Transportation, Office of Civil Rights, Title VI Program, 1511 Mail Service Center, Raleigh, NC 27699-1511; toll free 1-800-522-0453
 - Federal Highway Administration, North Carolina Division Office, 310 New Bern Avenue, Suite 410, Raleigh, NC 27601, 919-747-7010
 - US Department of Transportation, Departmental Office of Civil Rights, External Civil Rights Programs Division, 1200 New Jersey Avenue, SE, Washington, DC 20590; 202-366-4070

4. Format for Complaints

Complaints must be in writing and signed by the complainant(s) or a representative, and include the complainant's name, address, and telephone number. Complaints received by fax or e-mail will be acknowledged and processed. Allegations received by telephone will be reduced to writing and provided to the complainant for confirmation or revision before processing. Complaints will be accepted in other languages, including Braille.

5. Discrimination Complaint Form

Contact NCDOT Civil Rights to receive a full copy of the Discrimination Complaint Form and procedures.

6. Complaint Basis

Allegations must be based on issues involving race, color, national origin (LEP), sex, age, disability, or religion (in the context of employment, aviation or transit). "Basis" refers to the complainant's membership in a protected group category.

**TABLE 103-1
COMPLAINT BASIS**

Protected Categories	Definition	Examples	Applicable Nondiscrimination Authorities
Race and Ethnicity	An individual belonging to one of the accepted racial groups; or the perception, based usually on physical characteristics that a person is a member of a racial group	Black/African American, Hispanic/Latino, Asian, American Indian/Alaska Native, Native Hawaiian/Pacific Islander, White	Title VI of the Civil Rights Act of 1964; 49 CFR Part 21; 23 CFR 200; 49 U.S.C. 5332(b); 49 U.S.C. 47123. (<i>Executive Order 13166</i>)
Color	Color of skin, including shade of skin within a racial group	Black, White, brown, yellow, etc.	
National Origin (<i>Limited English Proficiency</i>)	Place of birth. Citizenship is not a factor. (<i>Discrimination based on language or a person's accent is also covered</i>)	Mexican, Cuban, Japanese, Vietnamese, Chinese	
Sex	Gender. The sex of an individual. <i>Note: Sex under this program does not include sexual orientation.</i>	Women and Men	1973 Federal-Aid Highway Act; 49 U.S.C. 5332(b); 49 U.S.C. 47123.
Age	Persons of any age	21-year-old person	Age Discrimination Act of 1975 49 U.S.C. 5332(b); 49 U.S.C. 47123.
Disability	Physical or mental impairment, permanent or temporary, or perceived.	Blind, alcoholic, para-amputee, epileptic, diabetic, arthritic	Section 504 of the Rehabilitation Act of 1973; Americans with Disabilities Act of 1990

<p>Religion (in the context of employment) <i>(Religion/ Creed in all aspects of any aviation or transit-related construction)</i></p>	<p>An individual belonging to a religious group; or the perception, based on distinguishable characteristics that a person is a member of a religious group. In practice, actions taken as a result of the moral and ethical beliefs as to what is right and wrong, which are sincerely held with the strength of traditional religious views. Note: Does not have to be associated with a recognized religious group or church; if an individual sincerely holds to the belief, it is a protected religious practice.</p>	<p>Muslim, Christian, Sikh, Hindu, etc.</p>	<p>Title VII of the Civil Rights Act of 1964; 23 CFR 230; FHWA-1273 Required Contract Provisions. <i>(49 U.S.C. 5332(b); 49 U.S.C. 47123)</i></p>
--	---	---	---

(3) Pertinent Nondiscrimination Authorities

During the performance of this contract, the contractor, for itself, its assignees, and successors in interest agrees to comply with the following non-discrimination statutes and authorities, including, but not limited to:

- (a) Title VI of the Civil Rights Act of 1964 (42 U.S.C. § 2000d et seq., 78 stat. 252), (prohibits discrimination on the basis of race, color, national origin); and 49 CFR Part 21.
- (b) The Uniform Relocation Assistance and Real Property Acquisition Policies Act of 1970, (42 U.S.C. § 4601), (prohibits unfair treatment of persons displaced or whose property has been acquired because of Federal or Federal-aid programs and projects);
- (c) Federal-Aid Highway Act of 1973, (23 U.S.C. § 324 et seq.), (prohibits discrimination on the basis of sex);
- (d) Section 504 of the Rehabilitation Act of 1973, (29 U.S.C. § 794 et seq.), as amended, (prohibits discrimination on the basis of disability) and 49 CFR Part 27;
- (e) The Age Discrimination Act of 1975, as amended, (42 U.S.C. § 6101 et seq.), (prohibits discrimination on the basis of age);
- (f) Airport and Airway Improvement Act of 1982, (49 USC § 471, Section 47123), as amended, (prohibits discrimination based on race, creed, color, national origin, or sex);
- (g) The Civil Rights Restoration Act of 1987, (PL 100-209), (Broadened the scope, coverage and applicability of Title VI of the Civil Rights Act of 1964, The Age Discrimination Act of 1975 and Section 504 of the Rehabilitation Act of 1973, by expanding the definition of the terms "programs or activities" to include all of the programs or activities of the Federal-aid recipients, sub-recipients and contractors, whether such programs or activities are Federally funded or not);
- (h) Titles II and III of the Americans with Disabilities Act, which prohibit discrimination on the basis of disability in the operation of public entities, public and private transportation systems, places of public accommodation, and certain testing entities (42 U.S.C. §§ 12131-12189) as implemented by Department of Transportation regulations at 49 C.F.R. parts 37 and 38;
- (i) The Federal Aviation Administration's Nondiscrimination statute (49 U.S.C. § 47123) (prohibits discrimination on the basis of race, color, national origin, and sex);
- (j) Executive Order 12898, Federal Actions to Address Environmental Justice in Minority Populations and Low-Income Populations, which ensures Nondiscrimination against minority populations by discouraging programs, policies, and activities with disproportionately high and adverse human health or environmental effects on minority and low-income populations;

- (k) Executive Order 13166, Improving Access to Services for Persons with Limited English Proficiency, and resulting agency guidance, national origin discrimination includes discrimination because of Limited English proficiency (LEP). To ensure compliance with Title VI, you must take reasonable steps to ensure that LEP persons have meaningful access to your programs (70 Fed. Reg. at 74087 to 74100);
 - (l) Title IX of the Education Amendments of 1972, as amended, which prohibits you from discriminating because of sex in education programs or activities (20 U.S.C. 1681 et seq).
 - (m) Title VII of the Civil Rights Act of 1964 (42 U.S.C. § 2000e et seq., Pub. L. 88-352), (prohibits employment discrimination on the basis of race, color, religion, sex, or national origin).
- (4) **Additional Title VI Assurances**
- **The following Title VI Assurances (Appendices B, C and D) shall apply, as applicable*
- (a) Clauses for Deeds Transferring United States Property (1050.2A, Appendix B)
The following clauses will be included in deeds effecting or recording the transfer of real property, structures, or improvements thereon, or granting interest therein from the United States pursuant to the provisions of Assurance 4.

NOW, THEREFORE, the U.S. Department of Transportation as authorized by law and upon the condition that the North Carolina Department of Transportation (NCDOT) will accept title to the lands and maintain the project constructed thereon in accordance with the North Carolina General Assembly, the Regulations for the Administration of the Federal-Aid Highway Program, and the policies and procedures prescribed by the Federal Highway Administration of the U.S. Department of Transportation in accordance and in compliance with all requirements imposed by Title 49, Code of Federal Regulations, U.S. Department of Transportation, Subtitle A, Office of the Secretary, Part 21, Nondiscrimination in Federally-assisted programs of the U.S. Department of Transportation pertaining to and effectuating the provisions of Title VI of the Civil Rights Act of 1964 (78 Stat. 252; 42 U.S.C. § 2000d to 2000d-4), does hereby remise, release, quitclaim and convey unto the NCDOT all the right, title and interest of the U.S. Department of Transportation in and to said lands described in Exhibit A attached hereto and made a part hereof.

(HABENDUM CLAUSE)

TO HAVE AND TO HOLD said lands and interests therein unto the North Carolina Department of Transportation (NCDOT) and its successors forever, subject, however, to the covenants, conditions, restrictions and reservations herein contained as follows, which will remain in effect for the period during which the real property or structures are used for a purpose for which Federal financial assistance is extended or for another purpose involving the provision of similar services or benefits and will be binding on the NCDOT, its successors and assigns.

The NCDOT, in consideration of the conveyance of said lands and interests in lands, does hereby covenant and agree as a covenant running with the land for itself, its successors and assigns, that (1) no person will on the grounds of race, color, or national origin, be excluded from participation in, be denied the benefits of, or be otherwise subjected to discrimination with regard to any facility located wholly or in part on, over, or under such lands hereby conveyed [,] [and]* (2) that the NCDOT will use the lands and interests in lands and interests in lands so conveyed, in compliance with all requirements imposed by or pursuant to Title 49, Code of Federal Regulations, U.S. Department of Transportation, Subtitle A, Office of the Secretary, Part 21, Non-discrimination in Federally-assisted programs of the U.S. Department of Transportation, Effectuation of Title VI of the Civil Rights Act of 1964, and as said Regulations and Acts may be amended [,] and (3) that in the event of breach of any of the above-mentioned nondiscrimination conditions, the Department will have a right to enter or re-enter said lands and facilities on said land, and that above described land and facilities will thereon revert to and vest in and become the absolute property of the U.S. Department of Transportation and its assigns as such interest existed prior to this instruction].*

(*Reverter clause and related language to be used only when it is determined that such a clause is necessary in order to make clear the purpose of Title VI.)

(b) Clauses for Transfer of Real Property Acquired or Improved Under the Activity, Facility, or Program (1050.2A, Appendix C)

The following clauses will be included in deeds, licenses, leases, permits, or similar instruments entered into by the North Carolina Department of Transportation (NCDOT) pursuant to the provisions of Assurance 7(a):

1. The (grantee, lessee, permittee, etc. as appropriate) for himself/herself, his/her heirs, personal representatives, successors in interest, and assigns, as a part of the consideration hereof, does hereby covenant and agree [in the case of deeds and leases add "as a covenant running with the land"] that:
 - (i.) In the event facilities are constructed, maintained, or otherwise operated on the property described in this (deed, license, lease, permit, etc.) for a purpose for which a U.S. Department of Transportation activity, facility, or program is extended or for another purpose involving the provision of similar services or benefits, the (grantee, licensee, lessee, permittee, etc.) will maintain and operate such facilities and services in compliance with all requirements imposed by the Acts and Regulations (as may be amended) such that no person on the grounds of race, color, or national origin, will be excluded from participation in, denied the benefits of, or be otherwise subjected to discrimination in the use of said facilities.
2. With respect to licenses, leases, permits, etc., in the event of breach of any of the above Nondiscrimination covenants, the NCDOT will have the right to terminate the (lease, license, permit, etc.) and to enter, re-enter, and repossess said lands and facilities thereon, and hold the same as if the (lease, license, permit, etc.) had never been made or issued. *
3. With respect to a deed, in the event of breach of any of the above Nondiscrimination covenants, the NCDOT will have the right to enter or re-enter the lands and facilities thereon, and the above described lands and facilities will there upon revert to and vest in and become the absolute property of the NCDOT and its assigns. *

- (*Reverter clause and related language to be used only when it is determined that such a clause is necessary to make clear the purpose of Title VI.)
- (c) Clauses for Construction/Use/Access to Real Property Acquired Under the Activity, Facility or Program (1050.2A, Appendix D)

The following clauses will be included in deeds, licenses, permits, or similar instruments/ agreements entered into by the North Carolina Department of Transportation (NCDOT) pursuant to the provisions of Assurance 7(b):

1. The (grantee, licensee, permittee, etc., as appropriate) for himself/herself, his/her heirs, personal representatives, successors in interest, and assigns, as a part of the consideration hereof, does hereby covenant and agree (in the case of deeds and leases add, "as a covenant running with the land") that (1) no person on the ground of race, color, or national origin, will be excluded from participation in, denied the benefits of, or be otherwise subjected to discrimination in the use of said facilities, (2) that in the construction of any improvements on, over, or under such land, and the furnishing of services thereon, no person on the ground of race, color, or national origin, will be excluded from participation in, denied the benefits of, or otherwise be subjected to discrimination, (3) that the (grantee, licensee, lessee, permittee, etc.) will use the premises in compliance with all other requirements imposed by or pursuant to the Acts and Regulations, as amended, set forth in this Assurance.
2. With respect to (licenses, leases, permits, etc.), in the event of breach of any of the above Non-discrimination covenants, the NCDOT will have the right to terminate the (license, permit, etc., as appropriate) and to enter or re-enter and repossess said land and the facilities thereon, and hold the same as if said (license, permit, etc., as appropriate) had never been made or issued. *
3. With respect to deeds, in the event of breach of any of the above Nondiscrimination covenants, the NCDOT will there upon revert to and vest in and become the absolute property of the NCDOT and its assigns. *

(*Reverter clause and related language to be used only when it is determined that such a clause is necessary to make clear the purpose of Title VI.)

STANDARD SPECIAL PROVISION**MINORITY AND FEMALE EMPLOYMENT REQUIREMENTS**

Z-7

NOTICE OF REQUIREMENTS FOR AFFIRMATIVE ACTION TO ENSURE EQUAL EMPLOYMENT OPPORTUNITY (*EXECUTIVE NUMBER 11246*)

1. The goals and timetables for minority and female participation, expressed in percentage terms for the Contractor's aggregate workforce in each trade on all construction work in the covered area, see as shown on the attached sheet entitled "Employment Goals for Minority and Female participation".

These goals are applicable to all the Contractor's construction work (whether or not it is Federal or federally assisted) performed in the covered area. If the Contractor performs construction work in a geographical area located outside of the covered area, it shall apply the goals established for such geographical area where the work is actually performed. With regard to this second area, the Contractor also is subject to the goals for both its federally involved and nonfederally involved construction.

The Contractor's compliance with the Executive Order and the regulations in *41 CFR Part 60-4* shall be based on its implementation of the Equal Opportunity Clause, specific affirmative action obligations required by the specifications set forth in *41 CFR 60-4.3(a)*, and its effort to meet the goals. The hours of minority and female employment and training must be substantially uniform throughout the length of the contract, and in each trade and the Contractor shall make a good faith effort to employ minorities and women evenly on each of its projects. The transfer of minority or female employees or trainees from Contractor to Contractor or from project to project for the sole purpose of meeting the Contractor's goals shall be a violation of the contract, the executive Order and the regulations in *41 CFR Part 60-4*. Compliance with the goals will be measured against the total work hours performed.

2. As used in this Notice and in the contract resulting from this solicitation, the "covered area" is the county or counties shown on the cover sheet of the proposal form and contract.

**EMPLOYMENT GOALS FOR MINORITY
AND FEMALE PARTICIPATION**

Economic Areas

Area 023 29.7%

Bertie County
Camden County
Chowan County
Gates County
Hertford County
Pasquotank County
Perquimans County

Area 024 31.7%

Beaufort County
Carteret County
Craven County
Dare County
Edgecombe County
Green County
Halifax County
Hyde County
Jones County
Lenoir County
Martin County
Nash County
Northampton County
Pamlico County
Pitt County
Tyrrell County
Washington County
Wayne County
Wilson County

Area 025 23.5%

Columbus County
Duplin County
Onslow County
Pender County

Area 026 33.5%

Bladen County
Hoke County
Richmond County
Robeson County
Sampson County
Scotland County

Area 027 24.7%

Chatham County
Franklin County
Granville County
Harnett County
Johnston County
Lee County
Person County
Vance County
Warren County

Area 028 15.5%

Alleghany County
Ashe County
Caswell County
Davie County
Montgomery County
Moore County
Rockingham County
Surry County
Watauga County
Wilkes County

Area 029 15.7%

Alexander County
Anson County
Burke County
Cabarrus County
Caldwell County
Catawba County
Cleveland County
Iredell County
Lincoln County
Polk County
Rowan County
Rutherford County
Stanly County

Area 0480 8.5%

Buncombe County
Madison County

Area 030 6.3%

Avery County
Cherokee County
Clay County
Graham County
Haywood County
Henderson County
Jackson County
McDowell County
Macon County
Mitchell County
Swain County
Transylvania County
Yancey County

SMSA Areas

Area 5720 26.6%
Currituck County

Area 9200 20.7%
Brunswick County
New Hanover County

Area 2560 24.2%
Cumberland County

Area 6640 22.8%
Durham County
Orange County
Wake County

Area 1300 16.2%
Alamance County

Area 3120 16.4%
Davidson County
Forsyth County
Guilford County
Randolph County
Stokes County
Yadkin County

Area 1520 18.3%
Gaston County
Mecklenburg County
Union County

Goals for Female

Participation in Each Trade

(Statewide) 6.9%

FHWA-1273 -- Revised July 5, 2022

REQUIRED CONTRACT PROVISIONS FEDERAL-AID CONSTRUCTION CONTRACTS

- I. General
- II. Nondiscrimination
- III. Non-segregated Facilities
- IV. Davis-Bacon and Related Act Provisions
- V. Contract Work Hours and Safety Standards Act Provisions
- VI. Subletting or Assigning the Contract
- VII. Safety: Accident Prevention
- VIII. False Statements Concerning Highway Projects
- IX. Implementation of Clean Air Act and Federal Water Pollution Control Act
- X. Certification Regarding Debarment, Suspension, Ineligibility and Voluntary Exclusion
- XI. Certification Regarding Use of Contract Funds for Lobbying
- XII. Use of United States-Flag Vessels:

ATTACHMENTS

A. Employment and Materials Preference for Appalachian Development Highway System or Appalachian Local Access Road Contracts (included in Appalachian contracts only)

I. GENERAL

1. Form FHWA-1273 must be physically incorporated in each construction contract funded under title 23, United States Code, as required in 23 CFR 633.102(b) (excluding emergency contracts solely intended for debris removal). The contractor (or subcontractor) must insert this form in each subcontract and further require its inclusion in all lower tier subcontracts (excluding purchase orders, rental agreements and other agreements for supplies or services). 23 CFR 633.102(e).

The applicable requirements of Form FHWA-1273 are incorporated by reference for work done under any purchase order, rental agreement or agreement for other services. The prime contractor shall be responsible for compliance by any subcontractor, lower-tier subcontractor or service provider. 23 CFR 633.102(e).

Form FHWA-1273 must be included in all Federal-aid design-build contracts, in all subcontracts and in lower tier subcontracts (excluding subcontracts for design services, purchase orders, rental agreements and other agreements for supplies or services) in accordance with 23 CFR 633.102. The design-builder shall be responsible for compliance by any subcontractor, lower-tier subcontractor or service provider.

Contracting agencies may reference Form FHWA-1273 in solicitation-for-bids or request-for-proposals documents, however, the Form FHWA-1273 must be physically incorporated (not referenced) in all contracts, subcontracts and lower-tier subcontracts (excluding purchase orders, rental agreements and other agreements for supplies or services related to a construction contract). 23 CFR 633.102(b).

2. Subject to the applicability criteria noted in the following sections, these contract provisions shall apply to all work

performed on the contract by the contractor's own organization and with the assistance of workers under the contractor's immediate superintendence and to all work performed on the contract by piecework, station work, or by subcontract. 23 CFR 633.102(d).

3. A breach of any of the stipulations contained in these Required Contract Provisions may be sufficient grounds for withholding of progress payments, withholding of final payment, termination of the contract, suspension / debarment or any other action determined to be appropriate by the contracting agency and FHWA.

4. Selection of Labor: During the performance of this contract, the contractor shall not use convict labor for any purpose within the limits of a construction project on a Federal-aid highway unless it is labor performed by convicts who are on parole, supervised release, or probation. 23 U.S.C. 114(b). The term Federal-aid highway does not include roadways functionally classified as local roads or rural minor collectors. 23 U.S.C. 101(a).

II. NONDISCRIMINATION (23 CFR 230.107(a); 23 CFR Part 230, Subpart A, Appendix A; EO 11246)

The provisions of this section related to 23 CFR Part 230, Subpart A, Appendix A are applicable to all Federal-aid construction contracts and to all related construction subcontracts of \$10,000 or more. The provisions of 23 CFR Part 230 are not applicable to material supply, engineering, or architectural service contracts.

In addition, the contractor and all subcontractors must comply with the following policies: Executive Order 11246, 41 CFR Part 60, 29 CFR Parts 1625-1627, 23 U.S.C. 140, Section 504 of the Rehabilitation Act of 1973, as amended (29 U.S.C. 794), Title VI of the Civil Rights Act of 1964, as amended (42 U.S.C. 2000d et seq.), and related regulations including 49 CFR Parts 21, 26, and 27; and 23 CFR Parts 200, 230, and 633.

The contractor and all subcontractors must comply with: the requirements of the Equal Opportunity Clause in 41 CFR 60-1.4(b) and, for all construction contracts exceeding \$10,000, the Standard Federal Equal Employment Opportunity Construction Contract Specifications in 41 CFR 60-4.3.

Note: The U.S. Department of Labor has exclusive authority to determine compliance with Executive Order 11246 and the policies of the Secretary of Labor including 41 CFR Part 60, and 29 CFR Parts 1625-1627. The contracting agency and the FHWA have the authority and the responsibility to ensure compliance with 23 U.S.C. 140, Section 504 of the Rehabilitation Act of 1973, as amended (29 U.S.C. 794), and Title VI of the Civil Rights Act of 1964, as amended (42 U.S.C. 2000d et seq.), and related regulations including 49 CFR Parts 21, 26, and 27; and 23 CFR Parts 200, 230, and 633.

The following provision is adopted from 23 CFR Part 230, Subpart A, Appendix A, with appropriate revisions to conform to the U.S. Department of Labor (US DOL) and FHWA requirements.

1. Equal Employment Opportunity: Equal Employment Opportunity (EEO) requirements not to discriminate and to take affirmative action to assure equal opportunity as set forth under laws, executive orders, rules, regulations (*see* 28 CFR Part 35, 29 CFR Part 1630, 29 CFR Parts 1625-1627, 41 CFR Part 60 and 49 CFR Part 27) and orders of the Secretary of Labor as modified by the provisions prescribed herein, and imposed pursuant to 23 U.S.C. 140, shall constitute the EEO and specific affirmative action standards for the contractor's project activities under this contract. The provisions of the Americans with Disabilities Act of 1990 (42 U.S.C. 12101 et seq.) set forth under 28 CFR Part 35 and 29 CFR Part 1630 are incorporated by reference in this contract. In the execution of this contract, the contractor agrees to comply with the following minimum specific requirement activities of EEO:

a. The contractor will work with the contracting agency and the Federal Government to ensure that it has made every good faith effort to provide equal opportunity with respect to all of its terms and conditions of employment and in their review of activities under the contract. 23 CFR 230.409 (g)(4) & (5).

b. The contractor will accept as its operating policy the following statement:

"It is the policy of this Company to assure that applicants are employed, and that employees are treated during employment, without regard to their race, religion, sex, sexual orientation, gender identity, color, national origin, age or disability. Such action shall include: employment, upgrading, demotion, or transfer; recruitment or recruitment advertising; layoff or termination; rates of pay or other forms of compensation; and selection for training, including apprenticeship, pre-apprenticeship, and/or on-the-job training."

2. EEO Officer: The contractor will designate and make known to the contracting officers an EEO Officer who will have the responsibility for and must be capable of effectively administering and promoting an active EEO program and who must be assigned adequate authority and responsibility to do so.

3. Dissemination of Policy: All members of the contractor's staff who are authorized to hire, supervise, promote, and discharge employees, or who recommend such action or are substantially involved in such action, will be made fully cognizant of and will implement the contractor's EEO policy and contractual responsibilities to provide EEO in each grade and classification of employment. To ensure that the above agreement will be met, the following actions will be taken as a minimum:

a. Periodic meetings of supervisory and personnel office employees will be conducted before the start of work and then not less often than once every six months, at which time the contractor's EEO policy and its implementation will be reviewed and explained. The meetings will be conducted by the EEO Officer or other knowledgeable company official.

b. All new supervisory or personnel office employees will be given a thorough indoctrination by the EEO Officer, covering all major aspects of the contractor's EEO obligations within thirty days following their reporting for duty with the contractor.

c. All personnel who are engaged in direct recruitment for the project will be instructed by the EEO Officer in the contractor's procedures for locating and hiring minorities and women.

d. Notices and posters setting forth the contractor's EEO policy will be placed in areas readily accessible to employees, applicants for employment and potential employees.

e. The contractor's EEO policy and the procedures to implement such policy will be brought to the attention of employees by means of meetings, employee handbooks, or other appropriate means.

4. Recruitment: When advertising for employees, the contractor will include in all advertisements for employees the notation: "An Equal Opportunity Employer." All such advertisements will be placed in publications having a large circulation among minorities and women in the area from which the project work force would normally be derived.

a. The contractor will, unless precluded by a valid bargaining agreement, conduct systematic and direct recruitment through public and private employee referral sources likely to yield qualified minorities and women. To meet this requirement, the contractor will identify sources of potential minority group employees and establish with such identified sources procedures whereby minority and women applicants may be referred to the contractor for employment consideration.

b. In the event the contractor has a valid bargaining agreement providing for exclusive hiring hall referrals, the contractor is expected to observe the provisions of that agreement to the extent that the system meets the contractor's compliance with EEO contract provisions. Where implementation of such an agreement has the effect of discriminating against minorities or women, or obligates the contractor to do the same, such implementation violates Federal nondiscrimination provisions.

c. The contractor will encourage its present employees to refer minorities and women as applicants for employment. Information and procedures with regard to referring such applicants will be discussed with employees.

5. Personnel Actions: Wages, working conditions, and employee benefits shall be established and administered, and personnel actions of every type, including hiring, upgrading, promotion, transfer, demotion, layoff, and termination, shall be taken without regard to race, color, religion, sex, sexual orientation, gender identity, national origin, age or disability. The following procedures shall be followed:

a. The contractor will conduct periodic inspections of project sites to ensure that working conditions and employee facilities do not indicate discriminatory treatment of project site personnel.

b. The contractor will periodically evaluate the spread of wages paid within each classification to determine any evidence of discriminatory wage practices.

c. The contractor will periodically review selected personnel actions in depth to determine whether there is evidence of discrimination. Where evidence is found, the contractor will promptly take corrective action. If the review indicates that the discrimination may extend beyond the actions reviewed, such corrective action shall include all affected persons.

d. The contractor will promptly investigate all complaints of alleged discrimination made to the contractor in connection with its obligations under this contract, will attempt to resolve such complaints, and will take appropriate corrective action

within a reasonable time. If the investigation indicates that the discrimination may affect persons other than the complainant, such corrective action shall include such other persons. Upon completion of each investigation, the contractor will inform every complainant of all of their avenues of appeal.

6. Training and Promotion:

a. The contractor will assist in locating, qualifying, and increasing the skills of minorities and women who are applicants for employment or current employees. Such efforts should be aimed at developing full journey level status employees in the type of trade or job classification involved.

b. Consistent with the contractor's work force requirements and as permissible under Federal and State regulations, the contractor shall make full use of training programs (i.e., apprenticeship and on-the-job training programs for the geographical area of contract performance). In the event a special provision for training is provided under this contract, this subparagraph will be superseded as indicated in the special provision. The contracting agency may reserve training positions for persons who receive welfare assistance in accordance with 23 U.S.C. 140(a).

c. The contractor will advise employees and applicants for employment of available training programs and entrance requirements for each.

d. The contractor will periodically review the training and promotion potential of employees who are minorities and women and will encourage eligible employees to apply for such training and promotion.

7. Unions: If the contractor relies in whole or in part upon unions as a source of employees, the contractor will use good faith efforts to obtain the cooperation of such unions to increase opportunities for minorities and women. 23 CFR 230.409. Actions by the contractor, either directly or through contractor's association acting as agent, will include the procedures set forth below:

a. The contractor will use good faith efforts to develop, in cooperation with the unions, joint training programs aimed toward qualifying more minorities and women for membership in the unions and increasing the skills of minorities and women so that they may qualify for higher paying employment.

b. The contractor will use good faith efforts to incorporate an EEO clause into each union agreement to the end that such union will be contractually bound to refer applicants without regard to their race, color, religion, sex, sexual orientation, gender identity, national origin, age, or disability.

c. The contractor is to obtain information as to the referral practices and policies of the labor union except that to the extent such information is within the exclusive possession of the labor union and such labor union refuses to furnish such information to the contractor, the contractor shall so certify to the contracting agency and shall set forth what efforts have been made to obtain such information.

d. In the event the union is unable to provide the contractor with a reasonable flow of referrals within the time limit set forth in the collective bargaining agreement, the contractor will, through independent recruitment efforts, fill the employment vacancies without regard to race, color, religion, sex, sexual orientation, gender identity, national origin, age, or disability; making full efforts to obtain qualified and/or qualifiable minorities and women. The failure of a union to provide

sufficient referrals (even though it is obligated to provide exclusive referrals under the terms of a collective bargaining agreement) does not relieve the contractor from the requirements of this paragraph. In the event the union referral practice prevents the contractor from meeting the obligations pursuant to Executive Order 11246, as amended, and these special provisions, such contractor shall immediately notify the contracting agency.

8. Reasonable Accommodation for Applicants / Employees with Disabilities: The contractor must be familiar with the requirements for and comply with the Americans with Disabilities Act and all rules and regulations established thereunder. Employers must provide reasonable accommodation in all employment activities unless to do so would cause an undue hardship.

9. Selection of Subcontractors, Procurement of Materials and Leasing of Equipment: The contractor shall not discriminate on the grounds of race, color, religion, sex, sexual orientation, gender identity, national origin, age, or disability in the selection and retention of subcontractors, including procurement of materials and leases of equipment. The contractor shall take all necessary and reasonable steps to ensure nondiscrimination in the administration of this contract.

a. The contractor shall notify all potential subcontractors, suppliers, and lessors of their EEO obligations under this contract.

b. The contractor will use good faith efforts to ensure subcontractor compliance with their EEO obligations.

10. Assurances Required:

a. The requirements of 49 CFR Part 26 and the State DOT's FHWA-approved Disadvantaged Business Enterprise (DBE) program are incorporated by reference.

b. The contractor, subrecipient or subcontractor shall not discriminate on the basis of race, color, national origin, or sex in the performance of this contract. The contractor shall carry out applicable requirements of 49 CFR part 26 in the award and administration of DOT-assisted contracts. Failure by the contractor to carry out these requirements is a material breach of this contract, which may result in the termination of this contract or such other remedy as the recipient deems appropriate, which may include, but is not limited to:

- (1) Withholding monthly progress payments;
- (2) Assessing sanctions;
- (3) Liquidated damages; and/or
- (4) Disqualifying the contractor from future bidding as non-responsible.

c. The Title VI and nondiscrimination provisions of U.S. DOT Order 1050.2A at Appendixes A and E are incorporated by reference. 49 CFR Part 21.

11. Records and Reports: The contractor shall keep such records as necessary to document compliance with the EEO requirements. Such records shall be retained for a period of three years following the date of the final payment to the contractor for all contract work and shall be available at reasonable times and places for inspection by authorized representatives of the contracting agency and the FHWA.

a. The records kept by the contractor shall document the following:

(1) The number and work hours of minority and non-minority group members and women employed in each work classification on the project;

(2) The progress and efforts being made in cooperation with unions, when applicable, to increase employment opportunities for minorities and women; and

(3) The progress and efforts being made in locating, hiring, training, qualifying, and upgrading minorities and women.

a. The contractors and subcontractors will submit an annual report to the contracting agency each July for the duration of the project indicating the number of minority, women, and non-minority group employees currently engaged in each work classification required by the contract work. This information is to be reported on Form FHWA-1391. The staffing data should represent the project work force on board in all or any part of the last payroll period preceding the end of July. If on-the-job training is being required by special provision, the contractor will be required to collect and report training data. The employment data should reflect the work force on board during all or any part of the last payroll period preceding the end of July.

III. NONSEGREGATED FACILITIES

This provision is applicable to all Federal-aid construction contracts and to all related construction subcontracts of more than \$10,000. 41 CFR 60-1.5.

As prescribed by 41 CFR 60-1.8, the contractor must ensure that facilities provided for employees are provided in such a manner that segregation on the basis of race, color, religion, sex, sexual orientation, gender identity, or national origin cannot result. The contractor may neither require such segregated use by written or oral policies nor tolerate such use by employee custom. The contractor's obligation extends further to ensure that its employees are not assigned to perform their services at any location under the contractor's control where the facilities are segregated. The term "facilities" includes waiting rooms, work areas, restaurants and other eating areas, time clocks, restrooms, washrooms, locker rooms and other storage or dressing areas, parking lots, drinking fountains, recreation or entertainment areas, transportation, and housing provided for employees. The contractor shall provide separate or single-user restrooms and necessary dressing or sleeping areas to assure privacy between sexes.

IV. DAVIS-BACON AND RELATED ACT PROVISIONS

This section is applicable to all Federal-aid construction projects exceeding \$2,000 and to all related subcontracts and lower-tier subcontracts (regardless of subcontract size), in accordance with 29 CFR 5.5. The requirements apply to all projects located within the right-of-way of a roadway that is functionally classified as Federal-aid highway. 23 U.S.C. 113. This excludes roadways functionally classified as local roads or rural minor collectors, which are exempt. 23 U.S.C. 101. Where applicable law requires that projects be treated as a project on a Federal-aid highway, the provisions of this subpart will apply regardless of the location of the project. Examples include: Surface Transportation Block Grant Program projects funded under 23 U.S.C. 133 [excluding recreational trails projects], the Nationally Significant Freight and Highway

Projects funded under 23 U.S.C. 117, and National Highway Freight Program projects funded under 23 U.S.C. 167.

The following provisions are from the U.S. Department of Labor regulations in 29 CFR 5.5 "Contract provisions and related matters" with minor revisions to conform to the FHWA-1273 format and FHWA program requirements.

1. Minimum wages (29 CFR 5.5)

a. All laborers and mechanics employed or working upon the site of the work, will be paid unconditionally and not less often than once a week, and without subsequent deduction or rebate on any account (except such payroll deductions as are permitted by regulations issued by the Secretary of Labor under the Copeland Act (29 CFR part 3)), the full amount of wages and bona fide fringe benefits (or cash equivalents thereof) due at time of payment computed at rates not less than those contained in the wage determination of the Secretary of Labor which is attached hereto and made a part hereof, regardless of any contractual relationship which may be alleged to exist between the contractor and such laborers and mechanics.

Contributions made or costs reasonably anticipated for bona fide fringe benefits under section 1(b)(2) of the Davis-Bacon Act on behalf of laborers or mechanics are considered wages paid to such laborers or mechanics, subject to the provisions of paragraph 1.d. of this section; also, regular contributions made or costs incurred for more than a weekly period (but not less often than quarterly) under plans, funds, or programs which cover the particular weekly period, are deemed to be constructively made or incurred during such weekly period. Such laborers and mechanics shall be paid the appropriate wage rate and fringe benefits on the wage determination for the classification of work actually performed, without regard to skill, except as provided in 29 CFR 5.5(a)(4). Laborers or mechanics performing work in more than one classification may be compensated at the rate specified for each classification for the time actually worked therein: Provided, That the employer's payroll records accurately set forth the time spent in each classification in which work is performed. The wage determination (including any additional classification and wage rates conformed under paragraph 1.b. of this section) and the Davis-Bacon poster (WH-1321) shall be posted at all times by the contractor and its subcontractors at the site of the work in a prominent and accessible place where it can be easily seen by the workers.

b.(1) The contracting officer shall require that any class of laborers or mechanics, including helpers, which is not listed in the wage determination and which is to be employed under the contract shall be classified in conformance with the wage determination. The contracting officer shall approve an additional classification and wage rate and fringe benefits therefore only when the following criteria have been met:

(i) The work to be performed by the classification requested is not performed by a classification in the wage determination; and

(ii) The classification is utilized in the area by the construction industry; and

(iii) The proposed wage rate, including any bona fide fringe benefits, bears a reasonable relationship to the wage rates contained in the wage determination.

(2) If the contractor and the laborers and mechanics to be employed in the classification (if known), or their representatives, and the contracting officer agree on the classification and wage rate (including the amount designated for fringe benefits where appropriate), a report of the action taken shall be sent by the contracting officer to the Administrator of the Wage and Hour Division, U.S. Department of Labor, Washington, DC 20210. The Administrator, or an authorized representative, will approve, modify, or disapprove every additional classification action within 30 days of receipt and so advise the contracting officer or will notify the contracting officer within the 30-day period that additional time is necessary.

(3) In the event the contractor, the laborers or mechanics to be employed in the classification or their representatives, and the contracting officer do not agree on the proposed classification and wage rate (including the amount designated for fringe benefits, where appropriate), the contracting officer shall refer the questions, including the views of all interested parties and the recommendation of the contracting officer, to the Administrator for determination. The Administrator, or an authorized representative, will issue a determination within 30 days of receipt and so advise the contracting officer or will notify the contracting officer within the 30-day period that additional time is necessary.

(4) The wage rate (including fringe benefits where appropriate) determined pursuant to paragraphs 1.b.(2) or 1.b.(3) of this section, shall be paid to all workers performing work in the classification under this contract from the first day on which work is performed in the classification.

c. Whenever the minimum wage rate prescribed in the contract for a class of laborers or mechanics includes a fringe benefit which is not expressed as an hourly rate, the contractor shall either pay the benefit as stated in the wage determination or shall pay another bona fide fringe benefit or an hourly cash equivalent thereof.

d. If the contractor does not make payments to a trustee or other third person, the contractor may consider as part of the wages of any laborer or mechanic the amount of any costs reasonably anticipated in providing bona fide fringe benefits under a plan or program. Provided, That the Secretary of Labor has found, upon the written request of the contractor, that the applicable standards of the Davis-Bacon Act have been met. The Secretary of Labor may require the contractor to set aside in a separate account assets for the meeting of obligations under the plan or program.

2. Withholding (29 CFR 5.5)

The contracting agency shall upon its own action or upon written request of an authorized representative of the Department of Labor, withhold or cause to be withheld from the contractor under this contract, or any other Federal contract with the same prime contractor, or any other federally-assisted contract subject to Davis-Bacon prevailing wage requirements, which is held by the same prime contractor, so much of the accrued payments or advances as may be considered necessary to pay laborers and mechanics,

including apprentices, trainees, and helpers, employed by the contractor or any subcontractor the full amount of wages required by the contract. In the event of failure to pay any laborer or mechanic, including any apprentice, trainee, or helper, employed or working on the site of the work, all or part of the wages required by the contract, the contracting agency may, after written notice to the contractor, take such action as may be necessary to cause the suspension of any further payment, advance, or guarantee of funds until such violations have ceased.

3. Payrolls and basic records (29 CFR 5.5)

a. Payrolls and basic records relating thereto shall be maintained by the contractor during the course of the work and preserved for a period of three years thereafter for all laborers and mechanics working at the site of the work. Such records shall contain the name, address, and social security number of each such worker, his or her correct classification, hourly rates of wages paid (including rates of contributions or costs anticipated for bona fide fringe benefits or cash equivalents thereof of the types described in section 1(b)(2)(B) of the Davis-Bacon Act), daily and weekly number of hours worked, deductions made and actual wages paid. Whenever the Secretary of Labor has found under 29 CFR 5.5(a)(1)(iv) that the wages of any laborer or mechanic include the amount of any costs reasonably anticipated in providing benefits under a plan or program described in section 1(b)(2)(B) of the Davis-Bacon Act, the contractor shall maintain records which show that the commitment to provide such benefits is enforceable, that the plan or program is financially responsible, and that the plan or program has been communicated in writing to the laborers or mechanics affected, and records which show the costs anticipated or the actual cost incurred in providing such benefits. Contractors employing apprentices or trainees under approved programs shall maintain written evidence of the registration of apprenticeship programs and certification of trainee programs, the registration of the apprentices and trainees, and the ratios and wage rates prescribed in the applicable programs.

b.(1) The contractor shall submit weekly for each week in which any contract work is performed a copy of all payrolls to the contracting agency. The payrolls submitted shall set out accurately and completely all of the information required to be maintained under 29 CFR 5.5(a)(3)(i), except that full social security numbers and home addresses shall not be included on weekly transmittals. Instead the payrolls shall only need to include an individually identifying number for each employee (e.g., the last four digits of the employee's social security number). The required weekly payroll information may be submitted in any form desired. Optional Form WH-347 is available for this purpose from the Wage and Hour Division Web site. The prime contractor is responsible for the submission of copies of payrolls by all subcontractors. Contractors and subcontractors shall maintain the full social security number and current address of each covered worker, and shall provide them upon request to the contracting agency for transmission to the State DOT, the FHWA or the Wage and Hour Division of the Department of Labor for purposes of an investigation or audit of compliance with prevailing wage requirements. It is not a violation of this section for a prime contractor to require a subcontractor to provide addresses and social security numbers to the prime contractor for its own records, without weekly submission to the contracting agency.

(2) Each payroll submitted shall be accompanied by a "Statement of Compliance," signed by the contractor or

subcontractor or his or her agent who pays or supervises the payment of the persons employed under the contract and shall certify the following:

(i) That the payroll for the payroll period contains the information required to be provided under 29 CFR 5.5(a)(3)(ii), the appropriate information is being maintained under 29 CFR 5.5(a)(3)(i), and that such information is correct and complete;

(ii) That each laborer or mechanic (including each helper, apprentice, and trainee) employed on the contract during the payroll period has been paid the full weekly wages earned, without rebate, either directly or indirectly, and that no deductions have been made either directly or indirectly from the full wages earned, other than permissible deductions as set forth in 29 CFR part 3;

(iii) That each laborer or mechanic has been paid not less than the applicable wage rates and fringe benefits or cash equivalents for the classification of work performed, as specified in the applicable wage determination incorporated into the contract.

(3) The weekly submission of a properly executed certification set forth on the reverse side of Optional Form WH-347 shall satisfy the requirement for submission of the "Statement of Compliance" required by paragraph 3.b.(2) of this section.

(4) The falsification of any of the above certifications may subject the contractor or subcontractor to civil or criminal prosecution under 18 U.S.C. 1001 and 31 U.S.C. 231.

c. The contractor or subcontractor shall make the records required under paragraph 3.a. of this section available for inspection, copying, or transcription by authorized representatives of the contracting agency, the State DOT, the FHWA, or the Department of Labor, and shall permit such representatives to interview employees during working hours on the job. If the contractor or subcontractor fails to submit the required records or to make them available, the FHWA may, after written notice to the contractor, the contracting agency or the State DOT, take such action as may be necessary to cause the suspension of any further payment, advance, or guarantee of funds. Furthermore, failure to submit the required records upon request or to make such records available may be grounds for debarment action pursuant to 29 CFR 5.12.

4. Apprentices and trainees (29 CFR 5.5)

a. Apprentices (programs of the USDOL).

Apprentices will be permitted to work at less than the predetermined rate for the work they performed when they are employed pursuant to and individually registered in a bona fide apprenticeship program registered with the U.S. Department of Labor, Employment and Training Administration, Office of Apprenticeship Training, Employer and Labor Services, or with a State Apprenticeship Agency recognized by the Office, or if a person is employed in his or her first 90 days of probationary employment as an apprentice in such an apprenticeship program, who is not individually registered in the program, but who has been certified by the Office of Apprenticeship Training, Employer and Labor Services or a State

Apprenticeship Agency (where appropriate) to be eligible for probationary employment as an apprentice.

The allowable ratio of apprentices to journeymen on the job site in any craft classification shall not be greater than the ratio permitted to the contractor as to the entire work force under the registered program. Any worker listed on a payroll at an apprentice wage rate, who is not registered or otherwise employed as stated above, shall be paid not less than the applicable wage rate on the wage determination for the classification of work actually performed. In addition, any apprentice performing work on the job site in excess of the ratio permitted under the registered program shall be paid not less than the applicable wage rate on the wage determination for the work actually performed. Where a contractor is performing construction on a project in a locality other than that in which its program is registered, the ratios and wage rates (expressed in percentages of the journeyman's hourly rate) specified in the contractor's or subcontractor's registered program shall be observed.

Every apprentice must be paid at not less than the rate specified in the registered program for the apprentice's level of progress, expressed as a percentage of the journeymen hourly rate specified in the applicable wage determination. Apprentices shall be paid fringe benefits in accordance with the provisions of the apprenticeship program. If the apprenticeship program does not specify fringe benefits, apprentices must be paid the full amount of fringe benefits listed on the wage determination for the applicable classification. If the Administrator determines that a different practice prevails for the applicable apprentice classification, fringes shall be paid in accordance with that determination.

In the event the Office of Apprenticeship Training, Employer and Labor Services, or a State Apprenticeship Agency recognized by the Office, withdraws approval of an apprenticeship program, the contractor will no longer be permitted to utilize apprentices at less than the applicable predetermined rate for the work performed until an acceptable program is approved.

b. Trainees (programs of the USDOL).

Except as provided in 29 CFR 5.16, trainees will not be permitted to work at less than the predetermined rate for the work performed unless they are employed pursuant to and individually registered in a program which has received prior approval, evidenced by formal certification by the U.S. Department of Labor, Employment and Training Administration.

The ratio of trainees to journeymen on the job site shall not be greater than permitted under the plan approved by the Employment and Training Administration.

Every trainee must be paid at not less than the rate specified in the approved program for the trainee's level of progress, expressed as a percentage of the journeyman hourly rate specified in the applicable wage determination. Trainees shall be paid fringe benefits in accordance with the provisions of the trainee program. If the trainee program does not mention fringe benefits, trainees shall be paid the full amount of fringe benefits listed on the wage determination unless the Administrator of the Wage and Hour Division determines that there is an apprenticeship program associated with the

corresponding journeyman wage rate on the wage determination which provides for less than full fringe benefits for apprentices. Any employee listed on the payroll at a trainee rate who is not registered and participating in a training plan approved by the Employment and Training Administration shall be paid not less than the applicable wage rate on the wage determination for the classification of work actually performed. In addition, any trainee performing work on the job site in excess of the ratio permitted under the registered program shall be paid not less than the applicable wage rate on the wage determination for the work actually performed.

In the event the Employment and Training Administration withdraws approval of a training program, the contractor will no longer be permitted to utilize trainees at less than the applicable predetermined rate for the work performed until an acceptable program is approved.

c. Equal employment opportunity. The utilization of apprentices, trainees and journeymen under this part shall be in conformity with the equal employment opportunity requirements of Executive Order 11246, as amended, and 29 CFR part 30.

d. Apprentices and Trainees (programs of the U.S. DOT).

Apprentices and trainees working under apprenticeship and skill training programs which have been certified by the Secretary of Transportation as promoting EEO in connection with Federal-aid highway construction programs are not subject to the requirements of paragraph 4 of this Section IV. 23 CFR 230.111(e)(2). The straight time hourly wage rates for apprentices and trainees under such programs will be established by the particular programs. The ratio of apprentices and trainees to journeymen shall not be greater than permitted by the terms of the particular program.

5. Compliance with Copeland Act requirements. The contractor shall comply with the requirements of 29 CFR part 3, which are incorporated by reference in this contract as provided in 29 CFR 5.5.

6. Subcontracts. The contractor or subcontractor shall insert Form FHWA-1273 in any subcontracts and also require the subcontractors to include Form FHWA-1273 in any lower tier subcontracts. The prime contractor shall be responsible for the compliance by any subcontractor or lower tier subcontractor with all the contract clauses in 29 CFR 5.5.

7. Contract termination: debarment. A breach of the contract clauses in 29 CFR 5.5 may be grounds for termination of the contract, and for debarment as a contractor and a subcontractor as provided in 29 CFR 5.12.

8. Compliance with Davis-Bacon and Related Act requirements. All rulings and interpretations of the Davis-Bacon and Related Acts contained in 29 CFR parts 1, 3, and 5 are herein incorporated by reference in this contract as provided in 29 CFR 5.5.

9. Disputes concerning labor standards. As provided in 29 CFR 5.5, disputes arising out of the labor standards provisions of this contract shall not be subject to the general disputes clause of this contract. Such disputes shall be resolved in accordance with the procedures of the Department of Labor

set forth in 29 CFR parts 5, 6, and 7. Disputes within the meaning of this clause include disputes between the contractor (or any of its subcontractors) and the contracting agency, the U.S. Department of Labor, or the employees or their representatives.

10. Certification of eligibility (29 CFR 5.5)

a. By entering into this contract, the contractor certifies that neither it (nor he or she) nor any person or firm who has an interest in the contractor's firm is a person or firm ineligible to be awarded Government contracts by virtue of section 3(a) of the Davis-Bacon Act or 29 CFR 5.12(a)(1).

b. No part of this contract shall be subcontracted to any person or firm ineligible for award of a Government contract by virtue of section 3(a) of the Davis-Bacon Act or 29 CFR 5.12(a)(1).

c. The penalty for making false statements is prescribed in the U.S. Criminal Code, 18 U.S.C. 1001.

V. CONTRACT WORK HOURS AND SAFETY STANDARDS ACT

Pursuant to 29 CFR 5.5(b), the following clauses apply to any Federal-aid construction contract in an amount in excess of \$100,000 and subject to the overtime provisions of the Contract Work Hours and Safety Standards Act. These clauses shall be inserted in addition to the clauses required by 29 CFR 5.5(a) or 29 CFR 4.6. As used in this paragraph, the terms laborers and mechanics include watchmen and guards.

1. Overtime requirements. No contractor or subcontractor contracting for any part of the contract work which may require or involve the employment of laborers or mechanics shall require or permit any such laborer or mechanic in any workweek in which he or she is employed on such work to work in excess of forty hours in such workweek unless such laborer or mechanic receives compensation at a rate not less than one and one-half times the basic rate of pay for all hours worked in excess of forty hours in such workweek. 29 CFR 5.5.

2. Violation; liability for unpaid wages; liquidated damages. In the event of any violation of the clause set forth in paragraph 1 of this section, the contractor and any subcontractor responsible therefor shall be liable for the unpaid wages. In addition, such contractor and subcontractor shall be liable to the United States (in the case of work done under contract for the District of Columbia or a territory, to such District or to such territory), for liquidated damages. Such liquidated damages shall be computed with respect to each individual laborer or mechanic, including watchmen and guards, employed in violation of the clause set forth in paragraph 1 of this section, in the sum currently provided in 29 CFR 5.5(b)(2)* for each calendar day on which such individual was required or permitted to work in excess of the standard workweek of forty hours without payment of the overtime wages required by the clause set forth in paragraph 1 of this section. 29 CFR 5.5.

* \$27 as of January 23, 2019 (See 84 FR 213-01, 218) as may be adjusted annually by the Department of Labor; pursuant to the Federal Civil Penalties Inflation Adjustment Act of 1990).

3. Withholding for unpaid wages and liquidated damages. The FHWA or the contacting agency shall upon its own action or upon written request of an authorized representative of the Department of Labor withhold or cause to be withheld, from any moneys payable on account of work performed by the contractor or subcontractor under any such contract or any other Federal contract with the same prime contractor, or any other federally-assisted contract subject to the Contract Work Hours and Safety Standards Act, which is held by the same prime contractor, such sums as may be determined to be necessary to satisfy any liabilities of such contractor or subcontractor for unpaid wages and liquidated damages as provided in the clause set forth in paragraph 2 of this section. 29 CFR 5.5.

4. Subcontracts. The contractor or subcontractor shall insert in any subcontracts the clauses set forth in paragraphs 1 through 4 of this section and also a clause requiring the subcontractors to include these clauses in any lower tier subcontracts. The prime contractor shall be responsible for compliance by any subcontractor or lower tier subcontractor with the clauses set forth in paragraphs 1 through 4 of this section. 29 CFR 5.5.

VI. SUBLETTING OR ASSIGNING THE CONTRACT

This provision is applicable to all Federal-aid construction contracts on the National Highway System pursuant to 23 CFR 635.116.

1. The contractor shall perform with its own organization contract work amounting to not less than 30 percent (or a greater percentage if specified elsewhere in the contract) of the total original contract price, excluding any specialty items designated by the contracting agency. Specialty items may be performed by subcontract and the amount of any such specialty items performed may be deducted from the total original contract price before computing the amount of work required to be performed by the contractor's own organization (23 CFR 635.116).

a. The term "perform work with its own organization" in paragraph 1 of Section VI refers to workers employed or leased by the prime contractor, and equipment owned or rented by the prime contractor, with or without operators. Such term does not include employees or equipment of a subcontractor or lower tier subcontractor, agents of the prime contractor, or any other assignees. The term may include payments for the costs of hiring leased employees from an employee leasing firm meeting all relevant Federal and State regulatory requirements. Leased employees may only be included in this term if the prime contractor meets all of the following conditions: (based on longstanding interpretation)

- (1) the prime contractor maintains control over the supervision of the day-to-day activities of the leased employees;
- (2) the prime contractor remains responsible for the quality of the work of the leased employees;
- (3) the prime contractor retains all power to accept or exclude individual employees from work on the project; and
- (4) the prime contractor remains ultimately responsible for the payment of predetermined minimum wages, the submission of payrolls, statements of compliance and all other Federal regulatory requirements.

b. "Specialty Items" shall be construed to be limited to work that requires highly specialized knowledge, abilities, or

equipment not ordinarily available in the type of contracting organizations qualified and expected to bid or propose on the contract as a whole and in general are to be limited to minor components of the overall contract. 23 CFR 635.102.

2. Pursuant to 23 CFR 635.116(a), the contract amount upon which the requirements set forth in paragraph (1) of Section VI is computed includes the cost of material and manufactured products which are to be purchased or produced by the contractor under the contract provisions.

3. Pursuant to 23 CFR 635.116(c), the contractor shall furnish (a) a competent superintendent or supervisor who is employed by the firm, has full authority to direct performance of the work in accordance with the contract requirements, and is in charge of all construction operations (regardless of who performs the work) and (b) such other of its own organizational resources (supervision, management, and engineering services) as the contracting officer determines is necessary to assure the performance of the contract.

4. No portion of the contract shall be sublet, assigned or otherwise disposed of except with the written consent of the contracting officer, or authorized representative, and such consent when given shall not be construed to relieve the contractor of any responsibility for the fulfillment of the contract. Written consent will be given only after the contracting agency has assured that each subcontract is evidenced in writing and that it contains all pertinent provisions and requirements of the prime contract. (based on longstanding interpretation of 23 CFR 635.116).

5. The 30-percent self-performance requirement of paragraph (1) is not applicable to design-build contracts; however, contracting agencies may establish their own self-performance requirements. 23 CFR 635.116(d).

VII. SAFETY: ACCIDENT PREVENTION

This provision is applicable to all Federal-aid construction contracts and to all related subcontracts.

1. In the performance of this contract the contractor shall comply with all applicable Federal, State, and local laws governing safety, health, and sanitation (23 CFR Part 635). The contractor shall provide all safeguards, safety devices and protective equipment and take any other needed actions as it determines, or as the contracting officer may determine, to be reasonably necessary to protect the life and health of employees on the job and the safety of the public and to protect property in connection with the performance of the work covered by the contract. 23 CFR 635.108.

2. It is a condition of this contract, and shall be made a condition of each subcontract, which the contractor enters into pursuant to this contract, that the contractor and any subcontractor shall not permit any employee, in performance of the contract, to work in surroundings or under conditions which are unsanitary, hazardous or dangerous to his/her health or safety, as determined under construction safety and health standards (29 CFR Part 1926) promulgated by the Secretary of Labor, in accordance with Section 107 of the Contract Work Hours and Safety Standards Act (40 U.S.C. 3704). 29 CFR 1926.10.

3. Pursuant to 29 CFR 1926.3, it is a condition of this contract that the Secretary of Labor or authorized representative thereof, shall have right of entry to any site of contract performance to inspect or investigate the matter of compliance

with the construction safety and health standards and to carry out the duties of the Secretary under Section 107 of the Contract Work Hours and Safety Standards Act (40 U.S.C. 3704).

VIII. FALSE STATEMENTS CONCERNING HIGHWAY PROJECTS

This provision is applicable to all Federal-aid construction contracts and to all related subcontracts.

In order to assure high quality and durable construction in conformity with approved plans and specifications and a high degree of reliability on statements and representations made by engineers, contractors, suppliers, and workers on Federal-aid highway projects, it is essential that all persons concerned with the project perform their functions as carefully, thoroughly, and honestly as possible. Willful falsification, distortion, or misrepresentation with respect to any facts related to the project is a violation of Federal law. To prevent any misunderstanding regarding the seriousness of these and similar acts, Form FHWA-1022 shall be posted on each Federal-aid highway project (23 CFR Part 635) in one or more places where it is readily available to all persons concerned with the project:

18 U.S.C. 1020 reads as follows:

"Whoever, being an officer, agent, or employee of the United States, or of any State or Territory, or whoever, whether a person, association, firm, or corporation, knowingly makes any false statement, false representation, or false report as to the character, quality, quantity, or cost of the material used or to be used, or the quantity or quality of the work performed or to be performed, or the cost thereof in connection with the submission of plans, maps, specifications, contracts, or costs of construction on any highway or related project submitted for approval to the Secretary of Transportation; or

Whoever knowingly makes any false statement, false representation, false report or false claim with respect to the character, quality, quantity, or cost of any work performed or to be performed, or materials furnished or to be furnished, in connection with the construction of any highway or related project approved by the Secretary of Transportation; or

Whoever knowingly makes any false statement or false representation as to material fact in any statement, certificate, or report submitted pursuant to provisions of the Federal-aid Roads Act approved July 11, 1916, (39 Stat. 355), as amended and supplemented;

Shall be fined under this title or imprisoned not more than 5 years or both."

IX. IMPLEMENTATION OF CLEAN AIR ACT AND FEDERAL WATER POLLUTION CONTROL ACT (42 U.S.C. 7606; 2 CFR 200.88; EO 11738)

This provision is applicable to all Federal-aid construction contracts in excess of \$150,000 and to all related subcontracts. 48 CFR 2.101; 2 CFR 200.326.

By submission of this bid/proposal or the execution of this contract or subcontract, as appropriate, the bidder, proposer, Federal-aid construction contractor, subcontractor, supplier, or vendor agrees to comply with all applicable standards, orders

or regulations issued pursuant to the Clean Air Act (42 U.S.C. 7401-7671q) and the Federal Water Pollution Control Act, as amended (33 U.S.C. 1251-1387). Violations must be reported to the Federal Highway Administration and the Regional Office of the Environmental Protection Agency. 2 CFR Part 200, Appendix II.

The contractor agrees to include or cause to be included the requirements of this Section in every subcontract, and further agrees to take such action as the contracting agency may direct as a means of enforcing such requirements. 2 CFR 200.326.

X. CERTIFICATION REGARDING DEBARMENT, SUSPENSION, INELIGIBILITY AND VOLUNTARY EXCLUSION

This provision is applicable to all Federal-aid construction contracts, design-build contracts, subcontracts, lower-tier subcontracts, purchase orders, lease agreements, consultant contracts or any other covered transaction requiring FHWA approval or that is estimated to cost \$25,000 or more – as defined in 2 CFR Parts 180 and 1200. 2 CFR 180.220 and 1200.220.

1. Instructions for Certification – First Tier Participants:

a. By signing and submitting this proposal, the prospective first tier participant is providing the certification set out below.

b. The inability of a person to provide the certification set out below will not necessarily result in denial of participation in this covered transaction. The prospective first tier participant shall submit an explanation of why it cannot provide the certification set out below. The certification or explanation will be considered in connection with the department or agency's determination whether to enter into this transaction. However, failure of the prospective first tier participant to furnish a certification or an explanation shall disqualify such a person from participation in this transaction. 2 CFR 180.320.

c. The certification in this clause is a material representation of fact upon which reliance was placed when the contracting agency determined to enter into this transaction. If it is later determined that the prospective participant knowingly rendered an erroneous certification, in addition to other remedies available to the Federal Government, the contracting agency may terminate this transaction for cause of default. 2 CFR 180.325.

d. The prospective first tier participant shall provide immediate written notice to the contracting agency to whom this proposal is submitted if any time the prospective first tier participant learns that its certification was erroneous when submitted or has become erroneous by reason of changed circumstances. 2 CFR 180.345 and 180.350.

e. The terms "covered transaction," "debarred," "suspended," "ineligible," "participant," "person," "principal," and "voluntarily excluded," as used in this clause, are defined in 2 CFR Parts 180, Subpart I, 180.900-180.1020, and 1200. "First Tier Covered Transactions" refers to any covered transaction between a recipient or subrecipient of Federal funds and a participant (such as the prime or general contract). "Lower Tier Covered Transactions" refers to any covered transaction under a First Tier Covered Transaction (such as subcontracts). "First Tier Participant" refers to the participant

who has entered into a covered transaction with a recipient or subrecipient of Federal funds (such as the prime or general contractor). "Lower Tier Participant" refers any participant who has entered into a covered transaction with a First Tier Participant or other Lower Tier Participants (such as subcontractors and suppliers).

f. The prospective first tier participant agrees by submitting this proposal that, should the proposed covered transaction be entered into, it shall not knowingly enter into any lower tier covered transaction with a person who is debarred, suspended, declared ineligible, or voluntarily excluded from participation in this covered transaction, unless authorized by the department or agency entering into this transaction. 2 CFR 180.330.

g. The prospective first tier participant further agrees by submitting this proposal that it will include the clause titled "Certification Regarding Debarment, Suspension, Ineligibility and Voluntary Exclusion-Lower Tier Covered Transactions," provided by the department or contracting agency, entering into this covered transaction, without modification, in all lower tier covered transactions and in all solicitations for lower tier covered transactions exceeding the \$25,000 threshold. 2 CFR 180.220 and 180.300.

h. A participant in a covered transaction may rely upon a certification of a prospective participant in a lower tier covered transaction that is not debarred, suspended, ineligible, or voluntarily excluded from the covered transaction, unless it knows that the certification is erroneous. 2 CFR 180.300; 180.320, and 180.325. A participant is responsible for ensuring that its principals are not suspended, debarred, or otherwise ineligible to participate in covered transactions. 2 CFR 180.335. To verify the eligibility of its principals, as well as the eligibility of any lower tier prospective participants, each participant may, but is not required to, check the System for Award Management website (<https://www.sam.gov/>). 2 CFR 180.300, 180.320, and 180.325.

i. Nothing contained in the foregoing shall be construed to require the establishment of a system of records in order to render in good faith the certification required by this clause. The knowledge and information of the prospective participant is not required to exceed that which is normally possessed by a prudent person in the ordinary course of business dealings.

j. Except for transactions authorized under paragraph (f) of these instructions, if a participant in a covered transaction knowingly enters into a lower tier covered transaction with a person who is suspended, debarred, ineligible, or voluntarily excluded from participation in this transaction, in addition to other remedies available to the Federal Government, the department or agency may terminate this transaction for cause or default. 2 CFR 180.325.

* * * * *

2. Certification Regarding Debarment, Suspension, Ineligibility and Voluntary Exclusion – First Tier Participants:

a. The prospective first tier participant certifies to the best of its knowledge and belief, that it and its principals:

(1) Are not presently debarred, suspended, proposed for debarment, declared ineligible, or voluntarily excluded from participating in covered transactions by any Federal department or agency, 2 CFR 180.335;

(2) Have not within a three-year period preceding this proposal been convicted of or had a civil judgment rendered against them for commission of fraud or a criminal offense in connection with obtaining, attempting to obtain, or performing a public (Federal, State, or local) transaction or contract under a public transaction; violation of Federal or State antitrust statutes or commission of embezzlement, theft, forgery, bribery, falsification or destruction of records, making false statements, or receiving stolen property, 2 CFR 180.800;

(3) Are not presently indicted for or otherwise criminally or civilly charged by a governmental entity (Federal, State or local) with commission of any of the offenses enumerated in paragraph (a)(2) of this certification, 2 CFR 180.700 and 180.800; and

(4) Have not within a three-year period preceding this application/proposal had one or more public transactions (Federal, State or local) terminated for cause or default. 2 CFR 180.335(d).

(5) Are not a corporation that has been convicted of a felony violation under any Federal law within the two-year period preceding this proposal (USDOT Order 4200.6 implementing appropriations act requirements); and

(6) Are not a corporation with any unpaid Federal tax liability that has been assessed, for which all judicial and administrative remedies have been exhausted, or have lapsed, and that is not being paid in a timely manner pursuant to an agreement with the authority responsible for collecting the tax liability (USDOT Order 4200.6 implementing appropriations act requirements).

b. Where the prospective participant is unable to certify to any of the statements in this certification, such prospective participant should attach an explanation to this proposal. 2 CFR 180.335 and 180.340.

3. Instructions for Certification - Lower Tier Participants:

(Applicable to all subcontracts, purchase orders, and other lower tier transactions requiring prior FHWA approval or estimated to cost \$25,000 or more - 2 CFR Parts 180 and 1200). 2 CFR 180.220 and 1200.220.

a. By signing and submitting this proposal, the prospective lower tier participant is providing the certification set out below.

b. The certification in this clause is a material representation of fact upon which reliance was placed when this transaction was entered into. If it is later determined that the prospective lower tier participant knowingly rendered an erroneous certification, in addition to other remedies available to the Federal Government, the department, or agency with which this transaction originated may pursue available remedies, including suspension and/or debarment.

c. The prospective lower tier participant shall provide immediate written notice to the person to which this proposal is submitted if at any time the prospective lower tier participant learns that its certification was erroneous by reason of changed circumstances. 2 CFR 180.365.

d. The terms "covered transaction," "debarred," "suspended," "ineligible," "participant," "person," "principal," and "voluntarily excluded," as used in this clause, are defined in 2 CFR Parts 180, Subpart I, 180.900 – 180.1020, and 1200. You may contact the person to which this proposal is

submitted for assistance in obtaining a copy of those regulations. "First Tier Covered Transactions" refers to any covered transaction between a recipient or subrecipient of Federal funds and a participant (such as the prime or general contract). "Lower Tier Covered Transactions" refers to any covered transaction under a First Tier Covered Transaction (such as subcontracts). "First Tier Participant" refers to the participant who has entered into a covered transaction with a recipient or subrecipient of Federal funds (such as the prime or general contractor). "Lower Tier Participant" refers to any participant who has entered into a covered transaction with a First Tier Participant or other Lower Tier Participants (such as subcontractors and suppliers).

e. The prospective lower tier participant agrees by submitting this proposal that, should the proposed covered transaction be entered into, it shall not knowingly enter into any lower tier covered transaction with a person who is debarred, suspended, declared ineligible, or voluntarily excluded from participation in this covered transaction, unless authorized by the department or agency with which this transaction originated. 2 CFR 1200.220 and 1200.332.

f. The prospective lower tier participant further agrees by submitting this proposal that it will include this clause titled "Certification Regarding Debarment, Suspension, Ineligibility and Voluntary Exclusion-Lower Tier Covered Transaction," without modification, in all lower tier covered transactions and in all solicitations for lower tier covered transactions exceeding the \$25,000 threshold. 2 CFR 180.220 and 1200.220.

g. A participant in a covered transaction may rely upon a certification of a prospective participant in a lower tier covered transaction that is not debarred, suspended, ineligible, or voluntarily excluded from the covered transaction, unless it knows that the certification is erroneous. A participant is responsible for ensuring that its principals are not suspended, debarred, or otherwise ineligible to participate in covered transactions. To verify the eligibility of its principals, as well as the eligibility of any lower tier prospective participants, each participant may, but is not required to, check the System for Award Management website (<https://www.sam.gov/>), which is compiled by the General Services Administration. 2 CFR 180.300, 180.320, 180.330, and 180.335.

h. Nothing contained in the foregoing shall be construed to require establishment of a system of records in order to render in good faith the certification required by this clause. The knowledge and information of participant is not required to exceed that which is normally possessed by a prudent person in the ordinary course of business dealings.

i. Except for transactions authorized under paragraph e of these instructions, if a participant in a covered transaction knowingly enters into a lower tier covered transaction with a person who is suspended, debarred, ineligible, or voluntarily excluded from participation in this transaction, in addition to other remedies available to the Federal Government, the department or agency with which this transaction originated may pursue available remedies, including suspension and/or debarment. 2 CFR 180.325.

Certification Regarding Debarment, Suspension, Ineligibility and Voluntary Exclusion--Lower Tier Participants:

1. The prospective lower tier participant certifies, by submission of this proposal, that neither it nor its principals:

(a) is presently debarred, suspended, proposed for debarment, declared ineligible, or voluntarily excluded from participating in covered transactions by any Federal department or agency, 2 CFR 180.355;

(b) is a corporation that has been convicted of a felony violation under any Federal law within the two-year period preceding this proposal (USDOT Order 4200.6 implementing appropriations act requirements); and

(c) is a corporation with any unpaid Federal tax liability that has been assessed, for which all judicial and administrative remedies have been exhausted, or have lapsed, and that is not being paid in a timely manner pursuant to an agreement with the authority responsible for collecting the tax liability. (USDOT Order 4200.6 implementing appropriations act requirements)

2. Where the prospective lower tier participant is unable to certify to any of the statements in this certification, such prospective participant should attach an explanation to this proposal.

XI. CERTIFICATION REGARDING USE OF CONTRACT FUNDS FOR LOBBYING

This provision is applicable to all Federal-aid construction contracts and to all related subcontracts which exceed \$100,000. 49 CFR Part 20, App. A.

1. The prospective participant certifies, by signing and submitting this bid or proposal, to the best of his or her knowledge and belief, that:

a. No Federal appropriated funds have been paid or will be paid, by or on behalf of the undersigned, to any person for influencing or attempting to influence an officer or employee of any Federal agency, a Member of Congress, an officer or employee of Congress, or an employee of a Member of Congress in connection with the awarding of any Federal contract, the making of any Federal grant, the making of any Federal loan, the entering into of any cooperative agreement, and the extension, continuation, renewal, amendment, or modification of any Federal contract, grant, loan, or cooperative agreement.

b. If any funds other than Federal appropriated funds have been paid or will be paid to any person for influencing or attempting to influence an officer or employee of any Federal agency, a Member of Congress, an officer or employee of Congress, or an employee of a Member of Congress in connection with this Federal contract, grant, loan, or cooperative agreement, the undersigned shall complete and submit Standard Form-LLL, "Disclosure Form to Report Lobbying," in accordance with its instructions.

2. This certification is a material representation of fact upon which reliance was placed when this transaction was made or entered into. Submission of this certification is a prerequisite for making or entering into this transaction imposed by 31 U.S.C. 1352. Any person who fails to file the required certification shall be subject to a civil penalty of not less than \$10,000 and not more than \$100,000 for each such failure.

3. The prospective participant also agrees by submitting its bid or proposal that the participant shall require that the language of this certification be included in all lower tier

subcontracts, which exceed \$100,000 and that all such recipients shall certify and disclose accordingly.

XII. USE OF UNITED STATES-FLAG VESSELS:

This provision is applicable to all Federal-aid construction contracts, design-build contracts, subcontracts, lower-tier subcontracts, purchase orders, lease agreements, or any other covered transaction. 46 CFR Part 381.

This requirement applies to material or equipment that is acquired for a specific Federal-aid highway project. 46 CFR 381.7. It is not applicable to goods or materials that come into inventories independent of an FHWA funded-contract.

When oceanic shipments (or shipments across the Great Lakes) are necessary for materials or equipment acquired for a specific Federal-aid construction project, the bidder, proposer, contractor, subcontractor, or vendor agrees:

1. To utilize privately owned United States-flag commercial vessels to ship at least 50 percent of the gross tonnage (computed separately for dry bulk carriers, dry cargo liners, and tankers) involved, whenever shipping any equipment, material, or commodities pursuant to this contract, to the extent such vessels are available at fair and reasonable rates for United States-flag commercial vessels. 46 CFR 381.7.
2. To furnish within 20 days following the date of loading for shipments originating within the United States or within 30 working days following the date of loading for shipments originating outside the United States, a legible copy of a rated, 'on-board' commercial ocean bill-of-lading in English for each shipment of cargo described in paragraph (b)(1) of this section to both the Contracting Officer (through the prime contractor in the case of subcontractor bills-of-lading) and to the Office of Cargo and Commercial Sealift (MAR-620), Maritime Administration, Washington, DC 20590. (MARAD requires copies of the ocean carrier's (master) bills of lading, certified onboard, dated, with rates and charges. These bills of lading may contain business sensitive information and therefore may be submitted directly to MARAD by the Ocean Transportation Intermediary on behalf of the contractor). 46 CFR 381.7.

ATTACHMENT A - EMPLOYMENT AND MATERIALS PREFERENCE FOR APPALACHIAN DEVELOPMENT HIGHWAY SYSTEM OR APPALACHIAN LOCAL ACCESS ROAD CONTRACTS (23 CFR 633, Subpart B, Appendix B)

This provision is applicable to all Federal-aid projects funded under the Appalachian Regional Development Act of 1965.

1. During the performance of this contract, the contractor undertaking to do work which is, or reasonably may be, done as on-site work, shall give preference to qualified persons who regularly reside in the labor area as designated by the DOL wherein the contract work is situated, or the subregion, or the Appalachian counties of the State wherein the contract work is situated, except:

a. To the extent that qualified persons regularly residing in the area are not available.

b. For the reasonable needs of the contractor to employ supervisory or specially experienced personnel necessary to assure an efficient execution of the contract work.

c. For the obligation of the contractor to offer employment to present or former employees as the result of a lawful collective bargaining contract, provided that the number of nonresident persons employed under this subparagraph (1c) shall not exceed 20 percent of the total number of employees employed by the contractor on the contract work, except as provided in subparagraph (4) below.

2. The contractor shall place a job order with the State Employment Service indicating (a) the classifications of the laborers, mechanics and other employees required to perform the contract work, (b) the number of employees required in each classification, (c) the date on which the participant estimates such employees will be required, and (d) any other pertinent information required by the State Employment Service to complete the job order form. The job order may be placed with the State Employment Service in writing or by telephone. If during the course of the contract work, the information submitted by the contractor in the original job order is substantially modified, the participant shall promptly notify the State Employment Service.

3. The contractor shall give full consideration to all qualified job applicants referred to him by the State Employment Service. The contractor is not required to grant employment to any job applicants who, in his opinion, are not qualified to perform the classification of work required.

4. If, within one week following the placing of a job order by the contractor with the State Employment Service, the State Employment Service is unable to refer any qualified job applicants to the contractor, or less than the number requested, the State Employment Service will forward a certificate to the contractor indicating the unavailability of applicants. Such certificate shall be made a part of the contractor's permanent project records. Upon receipt of this certificate, the contractor may employ persons who do not normally reside in the labor area to fill positions covered by the certificate, notwithstanding the provisions of subparagraph (1c) above.

5. The provisions of 23 CFR 633.207(e) allow the contracting agency to provide a contractual preference for the use of mineral resource materials native to the Appalachian region.

6. The contractor shall include the provisions of Sections 1 through 4 of this Attachment A in every subcontract for work which is, or reasonably may be, done as on-site work.

STANDARD SPECIAL PROVISION**ON-THE-JOB TRAINING**

(10-16-07) (Rev. 4-21-15)

Z-10

Description

The North Carolina Department of Transportation will administer a custom version of the Federal On-the-Job Training (OJT) Program, commonly referred to as the Alternate OJT Program. All contractors (existing and newcomers) will be automatically placed in the Alternate Program. Standard OJT requirements typically associated with individual projects will no longer be applied at the project level. Instead, these requirements will be applicable on an annual basis for each contractor administered by the OJT Program Manager.

On the Job Training shall meet the requirements of 23 CFR 230.107 (b), 23 USC – Section 140, this provision and the On-the-Job Training Program Manual.

The Alternate OJT Program will allow a contractor to train employees on Federal, State and privately funded projects located in North Carolina. However, priority shall be given to training employees on NCDOT Federal-Aid funded projects.

Minorities and Women

Developing, training and upgrading of minorities and women toward journeyman level status is a primary objective of this special training provision. Accordingly, the Contractor shall make every effort to enroll minority and women as trainees to the extent that such persons are available within a reasonable area of recruitment. This training commitment is not intended, and shall not be used, to discriminate against any applicant for training, whether a member of a minority group or not.

Assigning Training Goals

The Department, through the OJT Program Manager, will assign training goals for a calendar year based on the contractors' past three years' activity and the contractors' anticipated upcoming year's activity with the Department. At the beginning of each year, all contractors eligible will be contacted by the Department to determine the number of trainees that will be assigned for the upcoming calendar year. At that time the Contractor shall enter into an agreement with the Department to provide a self-imposed on-the-job training program for the calendar year. This agreement will include a specific number of annual training goals agreed to by both parties. The number of training assignments may range from 1 to 15 per contractor per calendar year. The Contractor shall sign an agreement to fulfill their annual goal for the year.\

Training Classifications

The Contractor shall provide on-the-job training aimed at developing full journeyman level workers in the construction craft/operator positions. Preference shall be given to providing training in the following skilled work classifications:

Equipment Operators	Office Engineers
Truck Drivers	Estimators
Carpenters	Iron / Reinforcing Steel Workers
Concrete Finishers	Mechanics
Pipe Layers	Welders

The Department has established common training classifications and their respective training requirements that may be used by the contractors. However, the classifications established are not all-inclusive. Where the training is oriented toward construction applications, training will be allowed in lower-level management positions such as office engineers and estimators. Contractors shall submit new classifications for specific job functions that their employees are performing. The Department will review and recommend for acceptance to FHWA the new classifications proposed by contractors, if applicable. New classifications shall meet the following requirements:

Proposed training classifications are reasonable and realistic based on the job skill classification needs, and

The number of training hours specified in the training classification is consistent with common practices and provides enough time for the trainee to obtain journeyman level status.

The Contractor may allow trainees to be trained by a subcontractor provided that the Contractor retains primary responsibility for meeting the training and this provision is made applicable to the subcontract. However, only the Contractor will receive credit towards the annual goal for the trainee.

Where feasible, 25 percent of apprentices or trainees in each occupation shall be in their first year of apprenticeship or training. The number of trainees shall be distributed among the work classifications on the basis of the contractor's needs and the availability of journeymen in the various classifications within a reasonable area of recruitment.

No employee shall be employed as a trainee in any classification in which they have successfully completed a training course leading to journeyman level status or in which they have been employed as a journeyman.

Records and Reports

The Contractor shall maintain enrollment, monthly and completion reports documenting company compliance under these contract documents. These documents and any other information as requested shall be submitted to the OJT Program Manager.

Upon completion and graduation of the program, the Contractor shall provide each trainee with a certification Certificate showing the type and length of training satisfactorily completed.

Trainee Interviews

All trainees enrolled in the program will receive an initial and Trainee/Post graduate interview conducted by the OJT program staff.

Trainee Wages

Contractors shall compensate trainees on a graduating pay scale based upon a percentage of the prevailing minimum journeyman wages (Davis-Bacon Act). Minimum pay shall be as follows:

60 percent	of the journeyman wage for the first half of the training period
75 percent	of the journeyman wage for the third quarter of the training period
90 percent	of the journeyman wage for the last quarter of the training period

In no instance shall a trainee be paid less than the local minimum wage. The Contractor shall adhere to the minimum hourly wage rate that will satisfy both the NC Department of Labor (NCDOL) and the Department.

Achieving or Failing to Meet Training Goals

The Contractor will be credited for each trainee employed by him on the contract work who is currently enrolled or becomes enrolled in an approved program and who receives training for at least 50 percent of the specific program requirement. Trainees will be allowed to be transferred between projects if required by the Contractor's scheduled workload to meet training goals.

If a contractor fails to attain their training assignments for the calendar year, they may be taken off the NCDOT's Bidders List.

Measurement and Payment

No compensation will be made for providing required training in accordance with these contract documents.

STANDARD SPECIAL PROVISION
MINIMUM WAGES
GENERAL DECISION NC20230088 01/06/2023 NC88

Z-088

Date: January 6, 2023

General Decision Number: NC20230088 01/06/2023 NC88

Superseded General Decision Numbers: NC20220088

State: North Carolina

Construction Type: HIGHWAY

COUNTIES:

Alamance	Forsyth	Randolph
Anson	Gaston	Rockingham
Cabarrus	Guilford	Stokes
Chatham	Mecklenburg	Union
Davie	Orange	Yadkin
Durham	Person	

HIGHWAY CONSTRUCTION PROJECTS (excluding tunnels, building structures in rest area projects & railroad construction; bascule, suspension & spandrel arch bridges designed for commercial navigation, bridges involving marine construction; and other major bridges).

Note: Contracts subject to the Davis-Bacon Act are generally required to pay at least the applicable minimum wage rate required under Executive Order 14026 or Executive Order 13658. Please note that these Executive Orders apply to covered contracts entered into by the federal government that are subject to the Davis-Bacon Act itself, but do not apply to contracts subject only to the Davis-Bacon Related Acts, including those set forth at 29 CFR 5.1(a)(2)-(60).

<p>If the contract is entered into on or after January 30, 2022, or the contract is renewed or extended (e.g., an option is exercised) on or after January 30, 2022:</p>	<p>Executive Order 14026 generally applies to the contract.</p> <p>The contractor must pay all covered workers at least \$16.20 per hour (or the applicable wage rate listed on this wage determination, if it is higher) for all hours spent performing on that contract in 2023.</p>
<p>If the contract was awarded on or between January 1, 2015 and January 29, 2022, and the contract is not renewed or extended on or after January 30, 2022:</p>	<p>Executive Order 13658 generally applies to the contract.</p> <p>The contractor must pay all covered workers at least \$12.15 per hour (or the applicable wage rate listed on this wage determination, if it is higher) for all hours spent performing on that contract in 2023.</p>

The applicable Executive Order minimum wage rate will be adjusted annually. If this contract is covered by one of the Executive Orders and a classification considered necessary for performance of work on the contract does not appear on this wage determination, the contractor must still submit a conformance request.

Additional information on contractor requirements and worker protections under the Executive Orders is available at <http://www.dol.gov/whd/govcontracts>.

Modification Number
0

Publication Date
01/06/2023

SUNC2014-003 11/14/2014

	Rates	Fringes
BLASTER	18.64	
CARPENTER	13.68 **	.05
CEMENT MASON/CONCRETE FINISHER	13.93 **	
ELECTRICIAN		
Electrician	18.79	2.72
Telecommunications Technician	15.19 **	1.25
IRONWORKER	13.30 **	
LABORER		
Asphalt Raker and Spreader	12.78 **	
Asphalt Screed/Jackman	14.50 **	
Carpenter Tender	12.51 **	.27
Cement Mason/Concrete Finisher Tender	11.04 **	
Common or General	10.40 **	.01
Guardrail/Fence Installer	13.22 **	
Pipelayer	12.43 **	
Traffic Signal/Lighting Installer	15.65 **	.24
PAINTER		
Bridge	23.77	
POWER EQUIPMENT OPERATORS		
Asphalt Broom Tractor	10.00 **	
Bulldozer Fine	16.13 **	
Bulldozer Rough	14.36 **	
Concrete Grinder/Groover	17.92	
Crane Boom Trucks	18.19	
Crane Other	19.83	
Crane Rough/All-Terrain	19.10	
Drill Operator Rock	14.28 **	
Drill Operator Structure	20.89	
Excavator Fine	16.95	
Excavator Rough	13.63 **	
Grader/Blade Fine	19.84	
Grader/Blade Rough	15.47 **	
Loader 2 Cubic Yards or Less	13.31 **	
Loader Greater Than 2 Cubic Yards	16.19 **	
Material Transfer Vehicle (Shuttle Buggy)	15.44 **	
Mechanic	17.51	
Milling Machine	15.22 **	
Off-Road Hauler/Water Tanker	11.83 **	
Oiler/Greaser	14.16 **	
Pavement Marking Equipment	12.05 **	
Paver Asphalt	15.97 **	
Paver Concrete	18.20	
Roller Asphalt Breakdown	12.79 **	
Roller Asphalt Finish	13.76 **	
Roller Other	12.08 **	
Scraper Finish	12.65 **	

	Rates	Fringes
Scraper Rough	11.50 **	
Slip Form Machine	19.60	
Tack Truck/Distributor Operator	14.82 **	
TRUCK DRIVER		
GVWR of 26,000 Lbs or Less	11.45 **	
GVWR of 26,001 Lbs or Greater	13.57 **	.03

Welders – Receive rate prescribed for craft performing operation to which welding is incidental.

** Workers in this classification may be entitled to a higher minimum wage under Executive Order 14026 (\$16.20) or 13658 (\$12.15). Please see the Note at the top of the wage determination for more information.

Note: Executive Order (EO) 13706, Establishing Paid Sick Leave for Federal Contractors applies to all contracts subject to the Davis-Bacon Act for which the contract is awarded (and any solicitation was issued) on or after January 1, 2017. If this contract is covered by the EO, the contractor must provide employees with 1 hour of paid sick leave for every 30 hours they work, up to 56 hours of paid sick leave each year. Employees must be permitted to use paid sick leave for their own illness, injury or other health-related needs, including preventive care; to assist a family member (or person who is like family to the employee) who is ill, injured, or has other health-related needs, including preventive care; or for reasons resulting from, or to assist a family member (or person who is like family to the employee) who is a victim of, domestic violence, sexual assault, or stalking. Additional information on contractor requirements and worker protections under the EO is available at <http://www.dol.gov/agencies/whd/government-contracts>.

Unlisted classifications needed for work not included within the scope of the classifications listed may be added after award only as provided in the labor standards contract clauses (29 CFR 5.5(a)(1)(ii)).

The body of each wage determination lists the classification and wage rates that have been found to be prevailing for the cited type(s) of construction in the area covered by the wage determination. The classifications are listed in alphabetical order of "identifiers" that indicate whether the particular rate is a union rate (current union negotiated rate for local), a survey rate (weighted average rate) or a union average rate (weighted union average rate).

Union Rate Identifiers

A four letter classification abbreviation identifier enclosed in dotted lines beginning with characters other than "SU" or "UAVG" denotes that the union classification and rate were prevailing for that classification in the survey. Example: PLUM0198-005 07/01/2014. PLUM is an abbreviation identifier of the union which prevailed in the survey for this classification, which in this example would be Plumbers. 0198 indicates the local union number or district council number where applicable, i.e., Plumbers Local 0198. The next number, 005 in the example, is an internal number used in processing the wage determination. 07/01/2014 is the effective date of the most current negotiated rate, which in this example is July 1, 2014.

Union prevailing wage rates are updated to reflect all rate changes in the collective bargaining agreement (CBA) governing this classification and rate.

Survey Rate Identifiers

Classifications listed under the "SU" identifier indicate that no one rate prevailed for this classification in the survey and the published rate is derived by computing a weighted average rate based on all the rates reported in the survey for that classification. As this weighted average rate includes all rates reported in the survey, it may include both union and non-union rates. Example: SULA2012-007 5/13/2014. SU indicates the rates are survey rates based on a weighted average calculation of rates and are not majority rates. LA indicates the State of Louisiana. 2012 is the year of survey on which these classifications and rates are based. The next number, 007 in the example, is an internal number used in producing the wage determination. 5/13/2014 indicates the survey completion date for the classifications and rates under that identifier.

Survey wage rates are not updated and remain in effect until a new survey is conducted.

Union Average Rate Identifiers

Classification(s) listed under the UAVG identifier indicate that no single majority rate prevailed for those classifications; however, 100% of the data reported for the classifications was union data. EXAMPLE: UAVG-OH-0010 08/29/2014. UAVG indicates that the rate is a weighted union average rate. OH indicates the state. The next number, 0010 in the example, is an internal number used in producing the wage determination. 08/29/2014 indicates the survey completion date for the classifications and rates under that identifier.

A UAVG rate will be updated once a year, usually in January of each year, to reflect a weighted average of the current negotiated/CBA rate of the union locals from which the rate is based.

WAGE DETERMINATION APPEALS PROCESS

1.) Has there been an initial decision in the matter? This can be:

- * an existing published wage determination
- * a survey underlying a wage determination
- * a Wage and Hour Division letter setting forth a position on a wage determination matter
- * a conformance (additional classification and rate) ruling

On survey related matters, initial contact, including requests for summaries of surveys, should be with the Wage and Hour National Office because National Office has responsibility for the David-Bacon survey program. If the response from this initial contact is not satisfactory, then the process described in 2.) and 3.) should be followed.

With regard to any other matter not yet ripe for the formal process described here, initial contact should be with the Branch of Construction Wage Determinations. Write to:

Branch of Construction Wage Determinations
Wage and Hour Division
U. S. Department of Labor
200 Constitution Avenue, N.W.
Washington, D.C. 20210

2.) If the answer to the question in 1.) is yes, then an interested party (those affected by the action) can request review and reconsideration from the Wage and Hour Administrator (See 29 CFR Part 1.8 and 29 CFR Part 7). Write to:

Wage and Hour Administrator
U.S. Department of Labor

200 Constitution Avenue, N.W.
Washington, D.C. 20210

The request should be accompanied by a full statement of the interested party's position and by any information (wage payment data, project description, area practice material, etc.) that the requestor considers relevant to the issue.

- 3.) If the decision of the Administrator is not favorable, an interested party may appeal directly to the Administrative Review Board (formerly the Wage Appeals Board). Write to:

Administrative Review Board
U.S. Department of Labor
200 Constitution Avenue, N.W.
Washington, D.C. 20210

- 4.) All decisions by the Administrative Review Board are final.

END OF GENERAL DECISION

**PROJECT SPECIAL PROVISIONS
GEOENVIRONMENTAL**

CONTAMINATED SOIL

The Contractor's attention is directed to the fact that soil contaminated with elevated concentrations of metals, polychlorinated biphenyl (PCB), and volatile and semi-volatile organic compounds are documented to exist within the project area, except for within Parcel 1. Contaminated soil may be encountered during any earthwork activities on the project. The Contractor shall stop work and notify the Department's GeoEnvironmental Section if unusual odor or soil staining is discovered in areas not previously identified on the plans.

The known areas of soil contamination are indicated on corresponding plans sheets. Information relating to these contaminated areas, sample locations, and investigation reports will be available at the following web address by navigating to the correct letting year and month then selecting, "Plans and Proposals", "Mecklenburg P-5705A", "GeoEnv Postings":

<http://dotw-xfer01.dot.state.nc.us/dsplan/>

The Contractor shall only excavate those soils that the Engineer designates necessary to complete a particular task to attain the proposed design. Undisturbed contaminated soil that is not required to be excavated is to remain in place and undisturbed. All of the soil to be excavated within the documented area of contamination is to be managed as noted herein, including soil excavated for installation of culverts, drainage ditches, grubbing, and undercut (if applicable). Soil to be wasted off site shall be stockpiled, tested, manifested, and disposed according to the analytical results. The Contractor shall transport the contaminated soil excavated from the project to a facility licensed to accept contaminated soil. The Contractor shall provide copies of disposal manifests completed per the disposal facilities requirements and weigh tickets to the Engineer.

The stockpile shall be created within the property boundaries of the source material and in accordance with the Diagram for Temporary Containment and Treatment of Petroleum-Contaminated Soil per North Carolina Department of Environmental Quality's Division of Waste Management UST Section GUIDELINES FOR EX SITU PETROLEUM CONTAMINATED SOIL REMEDIATION. If the volume of contaminated material exceeds available space on site, the Contractor shall obtain a permit from the NCDEQ's Division of Waste Management for off-site temporary storage.

Workers in areas of concern with contaminated groundwater and/or soil are required to be trained in the OSHA 29 CFR General Industry Standards and the OSHA 29 CFR 1926 Construction Standards that are applicable to the work being performed. Training topics that must be considered to ensure worker protection include, but are not limited to, hazard communication, personal protective equipment, respiratory protection, excavations, confined spaces in construction, and site-specific safety and health hazards.

The Contractor shall develop a Health and Safety Plan and a Hazard Communication Plan in accordance with OSHA 29 Code of Federal Regulations and any other applicable Federal, State, or local regulations with regards to the known contaminated groundwater and soil. These plans

shall be reviewed by the Engineer and Safety Engineer prior to any work being performed on the project. The Contractor is responsible for appropriate engineering controls and/or personal protective equipment for their employees and subcontractors.

Measurement and Payment:

The quantity of contaminated soil hauled and disposed of shall be the actual number of tons of material, which has been acceptably transported and weighed with certified scales as documented by disposal manifests and weigh tickets. The quantity of contaminated soil, measured as provided above, shall be paid for at the contract unit price per ton for *Hauling and Disposal of Contaminated Soil*.

The above price and payment shall be full compensation for all work covered by this section, including, but not limited to stockpiling, loading, transportation, weighing, laboratory testing, disposal, equipment, decontamination of equipment, labor, and personal protective equipment.

Payment shall be made under:

Pay Item

Hauling and Disposal of Contaminated Soil

Pay Unit


Ton

DocuSigned by:
John Pilipchuk
52C44B94B8B844...

5/7/2020



UC-1

 <p>License No. C-2639 401 Harrison Oaks Blvd. Suite 220 Cary, NC 27513 (919) 653-0001</p>	<p style="text-align: center;">DOCUMENT NOT CONSIDERED FINAL UNLESS ALL SIGNATURES COMPLETED</p> <p style="text-align: center;">DocuSigned by: <i>Clint L. Stevens</i> SEAL 040370 9D6F32D777EB42D CLINT L. STEVENS 6/8/2023</p>
---	--

PROJECT SPECIAL PROVISIONS

Utility Construction

Revise the 2018 Standard Specifications as follows:**Page 10-58, Sub-article 1036-1 General**

add the following sentence:

All materials in contact with potable water shall be in conformance with Section 1417 of the Safe Drinking Water Act.

Page 10-62, Sub-article 1036-4 Steel Pipe:

add the following sentences:

The work shall consist of furnishing and installing the spiral steel water pipe, fittings, and appurtenances with the interior and exterior coatings, as specified on the plans and special provisions.

The spiral welded steel water pipe shall be in accordance with AWWA C200, Class 150. The interior cement mortar lining and seal coat shall be in accordance with AWWA C205. The exterior coal tar protective coating shall be in accordance with AWWA C203.

The steel water pipe and fitting joints shall be lap welded in accordance with AWWA C200 and as shown in chapter 8 of AWWA M11. Welders shall maintain current qualifications under the provisions of AWS B2.1 or ASME Section IX.

The standard pipe bell shall provide for a 2 1/4-inch lap joint, but in no case shall the overlap be less than 1-inch at any location around the joint circumference. Lap weld the internal and external joints, holdbacks for coatings at the weld joints shall be provided in the approved shop drawings. The maximum allowable angular deflection is 5 degrees, miter cut the weld bell for deflection prior forming joint. Once the welded joints are completed and approved, repair the

Project: P-5705A

County: Mecklenburg

UC-2

holdback locations and any areas damage during construction on the interior with cement mortar in accordance with AWWA C205 and the exterior with a coal-tar protective coating in accordance with AWWA C203.

Page 15-1, Sub-article 1500-2 Cooperation with the Utility Owner, paragraph 2:
add the following sentences:

The utility owner is Charlotte Water. The contact person is Mr. Bill Deal, PE; and he can be reached by phone at (980) 722-0786 or by email at william.deal@collierseng.com. The contractor is required to contact Bill Deal, PE of Charlotte Water at least four (4) weeks prior to the commencement of any water and/or sewer construction.

Preconstruction Meeting Schedules with Charlotte Water

1st Meeting 4 Weeks Prior to Commencement of Work

2nd Meeting 2 Weeks Prior to Commencement of Work

3rd Meeting 1 Week Prior to Commencement of Work

Charlotte Water will have an inspector on site daily.

Prior to water and/or sewer construction, the contractor must submit to the Engineer and Bill Deal, PE the proposed utility material submittals and shop drawings, as applicable for Charlotte Water review and obtain Charlotte Water approval of utility material submittals and shop drawings.

The contractor shall keep the appointed representative from Charlotte Water informed of the work progress and provide an opportunity for inspection of construction and testing.

The existing 64" water line can only be shut down between November 30 to February 28. The contractor will be allowed 2 weeks to shut down the existing 64" water line to make the tie-ins for the new water line.

The contractor shall maintain water and sewer service to existing customers during construction, minimize the duration of any service disruption, and notify the Charlotte Water representative at least 48 hours in advance of any scheduled service disruption.

The contractor will be responsible for determining the thickness of the existing 64" steel water line before ordering the new 64" steel water line. The method used to determine the thickness of the existing 64" steel water line will need to be reviewed and approved by Charlotte Water.

Provide materials for the proposed water and sewer utilities construction meeting the applicable requirements (i.e. material specifications, standard details, testing, policies, etc.) of Charlotte Water's standard specifications and applicable current Charlotte Water standard details as of

Project: P-5705A

County: Mecklenburg

UC-3

Date of Advertisement. Charlotte Water specifications and details can be obtained from Charlotte Water at <http://charlottenc.gov/Water/Pages/DesignManual.aspx>.

Measurement and payment for work will be in accordance with the *NCDOT Standard Specifications for Roads and Structures*, January 2018.

Manufactures and Contractor's Qualifications:

All steel water pipe, manways, and fittings shall be furnished by manufacturers who are experienced, reputable, and qualified in manufacture of the materials to be furnished. The steel water pipe, manways and fittings shall be designed, constructed, and installed in accordance with the best practices and methods and shall comply with the specifications as applicable.

To demonstrate qualifications to perform the work, the bidders shall submit resumes, project lists, and other supporting documents demonstrating their experience with large steel water line installations.

Charlotte Water reserves the right to request and obtain additional information from the bidder or their utility subcontractor to seek references of bidder's project experience.

The following list of preferred contractors have done similar work on Charlotte Water Projects:

- 1.) Sanders Utility Construction Company
6801 Brookshire Boulevard
Charlotte, NC 28216
Phone # 704-399-5600
- 2.) R.H. Price Utility Construction Company
5226 Beatties Ford Road
Charlotte, NC 28216
Phone # 704-395-0672
- 3.) B.R.S. Utility Construction Company
208 N. Hwy. 49
Richfield, NC 28137
Phone # 704-463-1355

The contractor that will perform the installation of the proposed 64" steel water main shall provide evidence demonstrating successful completion in the last (10) years of construction projects of steel water lines 48" and larger. The contractor who performs the work must be licensed in North Carolina.

UC-4

Prior to manufacturing the steel water pipe the following shall be included in the submittals sent to the Engineer and Charlotte Water for review and approval:

- A. Shall field verify all pipe lengths, fitting locations, elevations, and tie-in points to the existing steel water line prior to the steel water pipe and fittings being manufactured.
- B. Shall provide shop drawings and pipe lay schedule. The steel water pipe and fittings schedule layouts shall show each piece marked by number, with stations and invert elevations.
- C. Details of steel water pipe, manways, and fittings with the interior and exterior coatings listed. The interior lining shall be NSF certified.
- D. Calculations for pipe design, manways, and fittings reinforcement and/or test data.
- E. Copy of the manufacturer's quality control check of pipe production.
- F. Upon completion of the manufacturing an affidavit of compliance to the AWWA standards referenced in the specifications shall be submitted.
- G. Details of joint bonding and field welded joint restraint calculations shall be signed and sealed by a Registered Professional Engineer in North Carolina.

Handling, storage, and shipping:

- A. Prior to shipment, the pipe shall be visually inspected for damage to the coating inside and out. Any damage areas shall be repaired in accordance with the standard to which the coating was applied.
- B. The cement mortar interior lining shall be braced as required to maintain roundness during shipping and handling and shall have pipe and fitting ends capped prior to shipment.
- C. The pipe shall be shipped on bunks and secured with nylon belt tied down straps located approximately over the braces.
- D. The steel water pipe and fittings shall be stored on padded skids so the coating will not be damaged.
- E. The steel water pipe and fittings shall be handled with the wide belt slings, padded forks or other means that will not damage the pipe or fittings. Chains, cables, or other equipment likely to cause damage to the pipe or fittings will not be allowed.

1. ANODE TEST STATION

The contractor shall replace the existing anode test station and cathodic protection that is being impacted by the proposed 64" water line installation.

Project: P-5705A

County: Mecklenburg

UC-5

The contractor shall provide the anode test station and cathodic protection design plans and specifications signed by a Professional Engineer registered in the State of North Carolina. The plans shall be reviewed and approved by NCDOT and Charlotte Water prior to the anode station and cathodic protection being installed.

Anodes used shall be prepacked, high-potential magnesium. The anode sizes shall be shown on the plans. Anodes and test lead cable sizes, colors and type shall be labeled on the drawings.

All buried cables shall have warning tape installed a minimum of 12-inches above the top of the cables. The warning tape shall be a minimum 3-inches wide and shall be yellow with black lettering with legend, CAUTION, CATHODIC PROTECTION CABLES BURIED BELOW.

All materials to be used in the construction of the test station shall be stored in such a manner they are protected from the elements. If an enclosed storage area cannot be provided, the materials shall be stacked well above ground level and protected from the elements with waterproof tarps, allowing for adequate ventilation to prevent buildup of moisture condensation.

Recoat any exposed copper wires or external parts of the coated steel pipe or fittings per the manufacturer's specifications, which may have been damaged during the installation of anode test station.

The test station and cathodic protection system shall be tested under the direct supervision of a NACE International Certified Cathodic Protection Specialist. A minimum of 2-weeks notice shall be given to Charlotte Water prior to scheduling the energizing and testing of the system.

A report containing the results of the testing shall be submitted to NCDOT and Charlotte Water no later than 30 days following the field testing.

The quantity of anode stations and cathodic protection installed in accordance with the plans and utility provisions herein and accepted, will be measured, and paid for at the contract unit price per each for "Anode Test Station". Such price and payments will be full compensation for the design plans and specifications of the anode test station and cathodic protection, all materials including the equipment, excavation, labor, testing, backfilling, compaction, and incidentals necessary to complete the work as required.

2. STEEL BENDS

Install steel water pipe fittings in accordance with the applicable utility provisions herein, as shown on the utility plans, and/or as directed by the Engineer.

The steel water pipe fittings shall be in accordance with AWWA C200. The interior cement mortar lining and seal coat shall be in accordance with AWWA C205. The exterior coal tar protective coating shall be in accordance with AWWA C203.

Project: P-5705A

County: Mecklenburg

UC-6

The quantity of pipe fittings installed in accordance with the plans and utility provisions herein and accepted, will be measured, and paid for at the contract unit price per each for "22 1/2° Steel Bend". Such price and payments will be full compensation for all materials including the equipment, excavation, labor, backfilling, compaction, and incidentals necessary to complete the work as required.

3. 36" MANWAY WITH 8' X 10' UTILITY VAULT

Install 36" manways and utility vaults in accordance with the applicable utility provisions herein, as shown on the utility plans, and/or as directed by the Engineer.

The 36" steel manway shall be fabricated by the manufacturer selected to provide the steel water pipe in accordance with AWWA C200. The interior cement mortar lining and seal coat shall be in accordance with AWWA C205. The exterior coal tar protective coating shall be in accordance with AWWA C203. The 36" inside diameter steel pipe riser shall have a flange connection for the steel top. The steel top shall be domed shaped and will accommodate a 36" steel pipe riser inside diameter opening. The steel flanged top will have 2 steel lifting handles and 1-2" threaded hole in the center of the top for a 2" ball valve.

Flange and bolt dimensions are to be determined using Class 150. Diameters and bolt circles are for standard ASME B16.5 flanges.

The 2" ball valve shall be of all bronze construction with locking tee handle for high pressure construction conforming to ANSI/AWWA C800. The 2" brass nipple and plug shall conform to extra heavy brass ASTM MS51872.

The vault shall be precast concrete and shall meet the requirements of Section 1077 of the Standard Specifications. The vault shall meet the requirements for HS-20 loading. Plans shall be submitted as required by Section 1077 with all calculations and drawings signed by a Professional Engineer registered in the State of North Carolina. The vault shall have a precast riser and aluminum single leaf access door. The single leaf access door and frame shall be aluminum with anchor flange, hinge, drain channel, and neoprene gasket. The hardware, hinges, and hinge pins shall be Type 316 stainless steel. The door leaf shall be 1/4" thick aluminum diamond plate. Doors shall open to 90° and lock automatically in this position. The doors shall be equipped with a cylinder lock or bolt lock to prevent access to the vault. The vault and access doors shall be approved by the Engineer and shall be placed as shown on the utility plans or as directed by the Engineer.

The quantity of manways and utility vaults installed in accordance with the plans and utility provisions herein and accepted, will be measured, and paid for at the contract unit price per each for "36" Manway with 8' x 10' Utility Vault". Such price and payments will be full compensation

Project: P-5705A

County: Mecklenburg

UC-7

for all materials including the equipment, excavation, labor, backfilling, compaction, and incidentals necessary to complete the work as required.

End of Section

PROJECT SPECIAL PROVISIONS

Utilities by Others



WSE of North Carolina, PC
598 East Chatham Street, Suite 137
Cary NC 27511-6956

General:

The following utility companies have facilities that will be in conflict with the construction of this project.

- A) Duke Energy – Power (Distribution)
- B) Lumen (fka CenturyLink) – Communications
- C) AT&T – Communications
- D) Duke Energy (fka Piedmont Natural Gas) – Gas (Abandoned)
- E) Norfolk Southern Railroad – Communications

The conflicting facilities of these concerns will be adjusted prior to the date of availability, unless otherwise noted, and are therefore listed in these special provisions for the benefit of the Contractor. All utility work listed herein will be done by the utility owners. All utilities are shown on the plans from the best available information.

The Contractor's attention is directed to Article 105-8 of the 2018 Standard Specifications.

Utilities Requiring Adjustments:

Utility relocations are shown on the Utilities by Others Plans.

- A) Duke Energy – Distribution Power
 - 1. Duke Energy relocation has been completed.
 - 2. The contact person for Duke Energy is Mr. Franklin Fite (KCI).
(704) 996-2619 Franklin.fite@duke-energy.com
- B) Brightspeed / Lumen (fka CenturyLink) – Communications
 - 1. Lumen's relocation has been completed.
 - 2. The contact person for Lumen is Mr. Jason McSwain.
(704) 607-1783 Jason.Mcswain@lumen.com
- C) AT&T – Communications
 - 1. AT&T's relocation was completed September 24, 2021.
 - 2. The contact person for AT&T is Mr. David Poli
(704) 526-7054 dp2170@att.com

PROJECT SPECIAL PROVISIONS

Utilities by Others



D) Duke Energy (fka Piedmont Natural Gas) – Gas

1. Duke Energy (Gas) is abandoned.
2. The contact person for Duke Energy (Gas) is Mr. Marcus Cuthbertson
(704) 587-6944 Marcus.Cuthbertson@Duke-Energy.com

E) Norfolk Southern Railroad – RR Communications

1. NS Railroad Communications existing cabinet and fiber are no longer in conflict.
2. The contact person for the NS Railroad is Mr. Brian Putman.
(404) 772-7134 Brian.Putman@nscorp.com

**Project Special Provisions
Erosion Control**

STABILIZATION REQUIREMENTS:

(3-11-2016)

Stabilization for this project shall comply with the time frame guidelines as specified by the NCG-010000 general construction permit effective April 1, 2019 issued by the North Carolina Department of Environmental Quality Division of Water Resources. Temporary or permanent ground cover stabilization shall occur within 7 calendar days from the last land-disturbing activity, with the following exceptions in which temporary or permanent ground cover shall be provided in 14 calendar days from the last land-disturbing activity:

- Slopes between 2:1 and 3:1, with a slope length of 10 ft. or less
- Slopes 3:1 or flatter, with a slope of length of 50 ft. or less
- Slopes 4:1 or flatter

The stabilization timeframe for High Quality Water (HQW) Zones shall be 7 calendar days with no exceptions for slope grades or lengths. High Quality Water Zones (HQW) Zones are defined by North Carolina Administrative Code 15A NCAC 04A.0105 (25). Temporary and permanent ground cover stabilization shall be achieved in accordance with the provisions in this contract and as directed.

SEEDING AND MULCHING:

(West)

The kinds of seed and fertilizer, and the rates of application of seed, fertilizer, and limestone, shall be as stated below. During periods of overlapping dates, the kind of seed to be used shall be determined. All rates are in pounds per acre.

Shoulder and Median Areas

August 1 - June 1

20# Kentucky Bluegrass
75# Hard Fescue
25# Rye Grain
500# Fertilizer
4000# Limestone

May 1 - September 1

20# Kentucky Bluegrass
75# Hard Fescue
10# German or Browntop Millet
500# Fertilizer
4000# Limestone

Areas Beyond the Mowing Pattern, Waste and Borrow Areas:

August 1 - June 1

100# Tall Fescue
15# Kentucky Bluegrass
30# Hard Fescue
25# Rye Grain
500# Fertilizer

May 1 - September 1

100# Tall Fescue
15# Kentucky Bluegrass
30# Hard Fescue
10# German or Browntop Millet
500# Fertilizer

Approved Kentucky Bluegrass Cultivars:

4-Season	Blue Velvet	Gladstone	Quantum Leap
Alexa II	Blueberry	Granite	Rambo
America	Boomerang	Hampton	Rhapsody
Apollo	Brilliant	Harmonie	Rhythm
Arcadia	Cabernet	Impact	Rita
Aries	Champagne	Jefferson	Royce
Armada	Champlain	Juliet	Rubicon
Arrow	Chicago II	Jump Start	Rugby II
Arrowhead	Corsair	Keeneland	Shiraz
Aura	Courtyard	Langara	Showcase
Avid	Delight	Liberator	Skye
Award	Diva	Madison	Solar Eclipse
Awesome	Dynamo	Mercury	Sonoma
Bandera	Eagleton	Midnight	Sorbonne
Barduke	Emblem	Midnight II	Starburst
Barnique	Empire	Moon Shadow	Sudden Impact
Baroness	Envicta	Moonlight SLT	Total Eclipse
Barrister	Everest	Mystere	Touche
Barvette HGT	Everglade	Nu Destiny	Tsunami
Bedazzled	Excursion	NuChicago	Unique
Belissimo	Freedom II	NuGlade	Valor
Bewitched	Freedom III	Odyssey	Voyager II
Beyond	Front Page	Perfection	Washington
Blacksburg II	Futurity	Pinot	Zinfandel
Blackstone	Gaelic	Princeton 105	
Blue Note	Ginney II	Prosperity	

Approved Hard Fescue Cultivars:

Aurora II	Eureka II	Oxford	Scaldis II
Aurora Gold	Firefly	Reliant II	Spartan II
Berkshire	Granite	Reliant IV	Stonehenge
Bighorn GT	Heron	Rescue 911	
Chariot	Nordic	Rhino	

On cut and fill slopes 2:1 or steeper add 20# Sericea Lespedeza January 1 - December 31.

Fertilizer shall be 10-20-20 analysis. A different analysis of fertilizer may be used provided the 1-2-2 ratio is maintained and the rate of application adjusted to provide the same amount of plant food as a 10-20-20 analysis and as directed.

Native Grass Seeding And Mulching

(West)

Native Grass Seeding and Mulching shall be performed on the disturbed areas of wetlands and riparian areas, and adjacent to Stream Relocation and/or trout stream construction within a 50 foot zone on both sides of the stream or depression, measured from top of stream bank or center of depression. The stream bank of the stream relocation shall be seeded by a method that does not alter the typical cross section of the stream bank. Native Grass Seeding and Mulching shall also be performed in the permanent soil reinforcement mat section of preformed scour holes, and in other areas as directed.

The kinds of seed and fertilizer, and the rates of application of seed, fertilizer, and limestone, shall be as stated below. During periods of overlapping dates, the kind of seed to be used shall be determined. All rates are in pounds per acre.

August 1 - June 1

- 18# Creeping Red Fescue
- 8# Big Bluestem
- 6# Indiangrass
- 4# Switchgrass
- 35# Rye Grain
- 500# Fertilizer
- 4000# Limestone

May 1 – September 1

- 18# Creeping Red Fescue
- 8# Big Bluestem
- 6# Indiangrass
- 4# Switchgrass
- 25# German or Browntop Millet
- 500# Fertilizer
- 4000# Limestone

Approved Creeping Red Fescue Cultivars:

- Aberdeen
- Boreal
- Epic
- Cindy Lou

Fertilizer shall be 10-20-20 analysis. A different analysis of fertilizer may be used provided the 1-2-2 ratio is maintained and the rate of application adjusted to provide the same amount of plant food as a 10-20-20 analysis and as directed.

Native Grass Seeding and Mulching shall be performed in accordance with Section 1660 of the *Standard Specifications* and vegetative cover sufficient to restrain erosion shall be installed immediately following grade establishment.

Measurement and Payment

Native Grass *Seeding and Mulching* will be measured and paid for in accordance with Article 1660-8 of the *Standard Specifications*.

TEMPORARY SEEDING:

Fertilizer shall be the same analysis as specified for *Seeding and Mulching* and applied at the rate of 400 pounds and seeded at the rate of 50 pounds per acre. German Millet, or Browntop Millet shall be used in summer months and rye grain during the remainder of the year. The Engineer will determine the exact dates for using each kind of seed.

FERTILIZER TOPDRESSING:

Fertilizer used for topdressing shall be 16-8-8 grade and shall be applied at the rate of 500 pounds per acre. A different analysis of fertilizer may be used provided the 2-1-1 ratio is maintained and the rate of application adjusted to provide the same amount of plant food as 16-8-8 analysis and as directed.

SUPPLEMENTAL SEEDING:

The kinds of seed and proportions shall be the same as specified for *Seeding and Mulching*, and the rate of application may vary from 25# to 75# per acre. The actual rate per acre will be determined prior to the time of topdressing and the Contractor will be notified in writing of the rate per acre, total quantity needed, and areas on which to apply the supplemental seed. Minimum tillage equipment, consisting of a sod seeder shall be used for incorporating seed into the soil as to prevent disturbance of existing vegetation. A clodbuster (ball and chain) may be used where degree of slope prevents the use of a sod seeder.

MOWING:

The minimum mowing height on this project shall be six inches.

RESPONSE FOR EROSION CONTROL:**Description**

Furnish the labor, materials, tools and equipment necessary to move personnel, equipment, and supplies to the project necessary for the pursuit of any or all of the following work as shown herein, by an approved subcontractor.

Section	Erosion Control Item	Unit
1605	Temporary Silt Fence	LF
1606	Special Sediment Control Fence	LF/TON
1615	Temporary Mulching	ACR
1620	Seed - Temporary Seeding	LB
1620	Fertilizer - Temporary Seeding	TN
1631	Matting for Erosion Control	SY
SP	Coir Fiber Mat	SY
1640	Coir Fiber Baffles	LF
SP	Permanent Soil Reinforcement Mat	SY
1660	Seeding and Mulching	ACR
1661	Seed - Repair Seeding	LB

1661	Fertilizer - Repair Seeding	TON
1662	Seed - Supplemental Seeding	LB
1665	Fertilizer Topdressing	TON
SP	Safety/Highly Visible Fencing	LF
SP	Response for Erosion Control	EA

Construction Methods

Provide an approved subcontractor who performs an erosion control action as described in the NPDES Inspection Form SPPP30. Each erosion control action may include one or more of the above work items.

Measurement and Payment

Response for Erosion Control will be measured and paid for by counting the actual number of times the subcontractor moves onto the project, including borrow and waste sites, and satisfactorily completes an erosion control action described in Form 1675. The provisions of Article 104-5 of the *Standard Specifications* will not apply to this item of work.

Payment will be made under:

Pay Item	Pay Unit
Response for Erosion Control	Each

MINIMIZE REMOVAL OF VEGETATION:

The Contractor shall minimize removal of vegetation within project limits to the maximum extent practicable. Vegetation along stream banks and adjacent to other jurisdictional resources outside the construction limits shall only be removed upon approval of Engineer. No additional payment will be made for this minimization work.

STOCKPILE AREAS:

The Contractor shall install and maintain erosion control devices sufficient to contain sediment around any erodible material stockpile areas as directed.

ACCESS AND HAUL ROADS:

At the end of each working day, the Contractor shall install or re-establish temporary diversions or earth berms across access/haul roads to direct runoff into sediment devices. Silt fence sections that are temporarily removed shall be reinstalled across access/haul roads at the end of each working day.

CONSTRUCTION MATERIALS MANAGEMENT

(3-19-19) (rev. 04-27-20)

Description

The requirements set forth shall be adhered to in order to meet the applicable materials handling requirements of the NCG010000 permit. Structural controls installed to manage construction materials stored or used on site shall be shown on the E&SC Plan. Requirements for handling materials on construction sites shall be as follows:

Polyacrylamides (PAMS) and Flocculants

Polyacrylamides (PAMS) and flocculants shall be stored in leak-proof containers that are kept under storm-resistant cover or surrounded by secondary containment structures designed to protect adjacent surface waters. PAMS or other flocculants used shall be selected from the NC DWR List of Approved PAMS/Flocculants. The concentration of PAMS and other flocculants used shall not exceed those specified in the NC DWR List of Approved PAMS/Flocculants and in accordance with the manufacturer's instructions. The NC DWR List of Approved PAMS/Flocculants is available at:

https://files.nc.gov/ncdeq/Water+Quality/Environmental+Sciences/ATU/PAM8_30_18.pdf

Equipment Fluids

Fuels, lubricants, coolants, and hydraulic fluids, and other petroleum products shall be handled and disposed of in a manner so as not to enter surface or ground waters and in accordance with applicable state and federal regulations. Equipment used on the site must be operated and maintained properly to prevent discharge of fluids. Equipment, vehicle, and other wash waters shall not be discharged into E&SC basins or other E&SC devices. Alternative controls should be provided such that there is no discharge of soaps, solvents, or detergents.

Waste Materials

Construction materials and land clearing waste shall be disposed of in accordance with North Carolina General Statutes, Chapter 130A, Article 9 - Solid Waste Management, and rules governing the disposal of solid waste (15A NCAC 13B). Areas dedicated for managing construction material and land clearing waste shall be at least 50 feet away from storm drain inlets and surface waters unless it can be shown that no other alternatives are reasonably available. Paint and other liquid construction material waste shall not be dumped into storm drains. Paint and other liquid construction waste washouts should be located at least 50 feet away from storm drain inlets unless there is no alternative. Other options are to install lined washouts or use portable, removable bags or bins. Hazardous or toxic waste shall be managed in accordance with the federal Resource Conservation and Recovery Act (RCRA) and NC Hazardous Waste Rules at 15A NCAC, Subchapter 13A. Litter and sanitary waste shall be managed in a manner to prevent it from entering jurisdictional waters and shall be disposed of offsite.

Herbicide, Pesticide, and Rodenticides

Herbicide, pesticide, and rodenticides shall be stored and applied in accordance with the Federal Insecticide, Fungicide, and Rodenticide Act, North Carolina Pesticide Law of 1971 and labeling restrictions.

Concrete Materials

Concrete materials onsite, including excess concrete, must be controlled and managed to avoid contact with surface waters, wetlands or buffers. No concrete or cement slurry shall be discharged from the site. (Note that discharges from onsite concrete plants require coverage under a separate NPDES permit – NCG140000.) Concrete wash water shall be managed in accordance with the *Concrete Washout Structure* provision. Concrete slurry shall be managed and disposed of in accordance with *NCDOT DGS and HOS DCAR Distribution of Class A Residuals Statewide* (Permit No. WQ0035749). Any hardened concrete residue will be disposed of, or recycled on site, in accordance with state solid waste regulations.

Earthen Material Stock Piles

Earthen material stock piles shall be located at least 50 feet away from storm drain inlets and surface waters unless it can be shown that no other alternatives are reasonably available.

Measurement and Payment

Conditions set within the *Construction Materials Management* provision are incidental to the project for which no direct compensation will be made.

WASTE AND BORROW SOURCES:

Payment for temporary erosion control measures, except those made necessary by the Contractor's own negligence or for his own convenience, will be paid for at the appropriate contract unit price for the devices or measures utilized in borrow sources and waste areas.

No additional payment will be made for erosion control devices or permanent seeding and mulching in any commercial borrow or waste pit. All erosion and sediment control practices that may be required on a commercial borrow or waste site will be done at the Contractor's expense.

All offsite Staging Areas, Borrow and Waste sites shall be in accordance with "Borrow and Waste Site Reclamation Procedures for Contracted Projects" located at:

<https://connect.ncdot.gov/resources/roadside/FieldOperationsDocuments/ContractedReclamationProcedures.pdf>

All forms and documents referenced in the "Borrow and Waste Site Reclamation Procedures for Contracted Projects" shall be included with the reclamation plans for offsite staging areas, and borrow and waste sites.

TEMPORARY DIVERSION:

This work consists of installation, maintenance, and cleanout of *Temporary Diversions* in accordance with Section 1630 of the *Standard Specifications*. The quantity of excavation for installation and cleanout will be measured and paid for as *Silt Excavation* in accordance with Article 1630-3 of the *Standard Specifications*.

CLEAN WATER DIVERSION:**Description**

This work consists of installing, maintaining, and removing any and all material required for the construction of clean water diversions. The clean water diversions shall be used to direct water flowing from offsite around/away from specific area(s) of construction.

Materials

Refer to Division 10

Item

Geotextile for Soil Stabilization, Type 4

Section

1056

Construction Methods

The Contractor shall install the clean water diversions in accordance with the details in the plans and at locations indicated in the plans, and as directed. Upon installation, the excavated material shall be immediately stabilized as provided in Section 1620 of the *Standard Specifications*. Other stabilization methods may be utilized with prior approval from the Engineer.

Line clean water diversion with geotextile unrolled in the direction of flow and lay smoothly but loosely on soil surface without creases. Bury top of slope geotextile edge in a trench at least 5" deep and tamp securely. Make vertical overlaps a minimum of 18" with upstream geotextile overlapping the downstream geotextile.

Secure geotextile with eleven gauge wire staples shaped into a *u* shape with a length of not less than 6" and a throat not less than 1" in width. Place staples along outer edges and throughout the geotextile a maximum of 3 ft. horizontally and vertically.

Measurement and Payment

Silt Excavation will be measured and paid for in accordance with Article 1630-4 of the *Standard Specifications*.

Geotextile for Soil Stabilization will be measured and paid for in accordance with Article 270-4 of the *Standard Specifications*.

Stabilization of the excavated material will be paid for as *Temporary Seeding* as provided in Section 1620 of the *Standard Specifications*.

Such price and payment shall be considered full compensation for all work covered by this section including all materials, construction, maintenance, and removal of the clean water diversions.

SAFETY FENCE AND JURISDICTIONAL FLAGGING:

Description

Safety Fence shall consist of furnishing materials, installing and maintaining polyethylene or polypropylene fence along the outside riparian buffer, wetland, or water boundary, or other boundaries located within the construction corridor to mark the areas that have been approved to infringe within the buffer, wetland, endangered vegetation, culturally sensitive areas or water. The fence shall be installed prior to any land disturbing activities.

Interior boundaries for jurisdictional areas noted above shall be delineated by stakes and highly visible flagging.

Jurisdictional boundaries at staging areas, waste sites, or borrow pits, whether considered outside or interior boundaries shall be delineated by stakes and highly visible flagging.

Materials

(A) Safety Fencing

Polyethylene or polypropylene fence shall be a highly visible preconstructed safety fence approved by the Engineer. The fence material shall have an ultraviolet coating.

Either wood posts or steel posts may be used. Wood posts shall be hardwood with a wedge or pencil tip at one end, and shall be at least 5 ft. in length with a minimum nominal 2" x 2" cross section. Steel posts shall be at least 5 ft. in length, and have a minimum weight of 0.85 lb/ft of length.

(B) Boundary Flagging

Wooden stakes shall be 4 feet in length with a minimum nominal 3/4" x 1-3/4" cross section. The flagging shall be at least 1" in width. The flagging material shall be vinyl and shall be orange in color and highly visible.

Construction Methods

No additional clearing and grubbing is anticipated for the installation of this fence. The fence shall be erected to conform to the general contour of the ground.

(A) Safety Fencing

Posts shall be set at a maximum spacing of 10 ft., maintained in a vertical position and hand set or set with a post driver. Posts shall be installed a minimum of 2 ft. into the ground. If hand set, all backfill material shall be thoroughly tamped. Wood posts may be sharpened to a dull point if power driven. Posts damaged by power driving shall be removed and replaced prior to final acceptance. The tops of all wood posts shall be cut at a 30-degree angle. The wood posts may, at the option of the Contractor, be cut at this angle either before or after the posts are erected.

The fence geotextile shall be attached to the wood posts with one 2" galvanized wire staple across each cable or to the steel posts with wire or other acceptable means.

Place construction stakes to establish the location of the safety fence in accordance with Article 105-9 or Article 801-1 of the *Standard Specifications*. No direct pay will be made for the staking of the safety fence. All stakeouts for safety fence shall be considered incidental to the work being paid for as "Construction Surveying", except that where there is no pay item for construction surveying, all safety fence stakeout will be performed by state forces.

The Contractor shall be required to maintain the safety fence in a satisfactory condition for the duration of the project as determined by the Engineer.

(B) Boundary Flagging

Boundary flagging delineation of interior boundaries shall consist of wooden stakes on 25 feet maximum intervals with highly visible orange flagging attached. Stakes shall be installed a minimum of 6" into the ground. Interior boundaries may be staked on a tangent that runs parallel to buffer but must not encroach on the buffer at any location. Interior boundaries of hand clearing shall be identified with a different colored flagging to distinguish it from mechanized clearing.

Boundary flagging delineation of interior boundaries will be placed in accordance with Article 105-9 or Article 801-1 of the *Standard Specifications*. No direct pay will be made for delineation of the interior boundaries. This delineation will be considered incidental to the work being paid for as *Construction Surveying*, except that where there is no pay item or construction surveying the cost of boundary flagging delineation shall be included in the unit prices bid for the various items in the contract. Installation for delineation of all jurisdictional boundaries at staging areas, waste sites, or borrow pits shall consist of wooden stakes on 25 feet maximum intervals with highly visible orange flagging attached. Stakes shall be installed a minimum of 6" into the ground. Additional flagging may be placed on overhanging vegetation to enhance visibility but does not substitute for installation of stakes.

Installation of boundary flagging for delineation of all jurisdictional boundaries at staging areas, waste sites, or borrow pits shall be performed in accordance with Subarticle 230-4(B)(5) or Subarticle 802-2(F) of the *Standard Specifications*. No direct pay will be made for this delineation, as the cost of same shall be included in the unit prices bid for the various items in the contract.

The Contractor shall be required to maintain alternative stakes and highly visible flagging in a satisfactory condition for the duration of the project as determined by the Engineer.

Measurement and Payment

Safety Fence will be measured and paid as the actual number of linear feet of polyethylene or polypropylene fence installed in place and accepted. Such payment will be full compensation including but not limited to furnishing and installing fence geotextile with necessary posts and post bracing, staples, tie wires, tools, equipment and incidentals necessary to complete this work.

Payment will be made under:

Pay Item	Pay Unit
Safety Fence	Linear Foot

PERMANENT SOIL REINFORCEMENT MAT:

Description

This work consists of furnishing and placing *Permanent Soil Reinforcement Mat*, of the type specified, over previously prepared areas as directed.

Materials

The product shall be a permanent erosion control reinforcement mat and shall be constructed of synthetic or a combination of coconut and synthetic fibers evenly distributed throughout the mat between a bottom UV stabilized netting and a heavy duty UV stabilized top net. The matting shall be stitched together with UV stabilized polypropylene thread to form a permanent three-dimensional structure. The mat shall have the following minimum physical properties:

Property	Test Method	Value	Unit
Light Penetration	ASTM D6567	9	%
Thickness	ASTM D6525	0.40	in
Mass Per Unit Area	ASTM D6566	0.55	lb/sy
Tensile Strength	ASTM D6818	385	lb/ft
Elongation (Maximum)	ASTM D6818	49	%
Resiliency	ASTM D1777	>70	%
UV Stability *	ASTM D4355	≥80	%
Porosity (Permanent Net)	ECTC Guidelines	≥85	%
Maximum Permissible Shear Stress (Vegetated)	Performance Bench Test	≥8.0	lb/ft ²
Maximum Allowable Velocity (Vegetated)	Performance Bench Test	≥16.0	ft/s

*ASTM D1682 Tensile Strength and % strength retention of material after 1000 hours of exposure.

Submit a certification (Type 1, 2, or 3) from the manufacturer showing:

- (A) the chemical and physical properties of the mat used, and
- (B) conformance of the mat with this specification.

Construction Methods

Matting shall be installed in accordance with Subarticle 1631-3(B) of the *Standard Specifications*.

All areas to be protected with the mat shall be brought to final grade and seeded in accordance with Section 1660 of the *Standard Specifications*. The surface of the soil shall be smooth, firm, stable and free of rocks, clods, roots or other obstructions that would prevent the mat from lying in direct contact with the soil surface. Areas where the mat is to be placed will not need to be mulched.

Measurement and Payment

Permanent Soil Reinforcement Mat will be measured and paid for as the actual number of square yards measured along the surface of the ground over which Permanent Soil Reinforcement Mat is installed and accepted. Overlaps will not be included in the measurement, and will be considered as incidental to the work. Such payment shall be full compensation for furnishing and installing the mat, including overlaps, and for all required maintenance.

Payment will be made under:

Pay Item	Pay Unit
Permanent Soil Reinforcement Mat	Square Yard

SKIMMER BASIN WITH BAFFLES:

Description

Provide a skimmer basin to remove sediment from construction site runoff at locations shown in the erosion control plans. See the Skimmer Basin with Baffles Detail sheet provided in the erosion control plans. Work includes constructing sediment basin, installation of temporary slope drain pipe and coir fiber baffles, furnishing, installation and cleanout of skimmer, providing and placing stone pad on bottom of basin underneath skimmer device, providing and placing a geotextile spillway liner, providing coir fiber mat stabilization for the skimmer outlet, disposing of excess materials, removing temporary slope drain, coir fiber baffles, geotextile liner and skimmer device, backfilling basin area with suitable material and providing proper drainage when basin area is abandoned.

Materials

Item	Section
Stone for Erosion Control, Class B	1042

Geotextile for Soil Stabilization, Type 4	1056
Fertilizer for Temporary Seeding	1060-2
Seed for Temporary Seeding	1060-4
Seeding and Mulching	1060-4
Matting for Erosion Control	1060-8
Staples	1060-8
Coir Fiber Mat	1060-14
Temporary Slope Drain	1622-2
Coir Fiber Baffle	1640

Provide appropriately sized and approved skimmer device.

Provide Schedule 40 PVC pipe with a length of 6 ft. to attach to the skimmer and the coupling connection to serve as the arm pipe. For skimmer sizes of 2.5 in. and smaller, the arm pipe diameter shall be 1.5 inches. For skimmer sizes of 3 in. and larger, refer to manufacturer recommendation.

Provide 4" diameter Schedule 40 PVC pipe to attach to coupling connection of skimmer to serve as the barrel pipe through the earthen dam.

Anchors: Staples, stakes, or reinforcement bars shall be used as anchors.

Wooden Stakes:

Provide hardwood stakes 12"- 24" long with a 2" x 2" nominal square cross section. One end of the stake must be sharpened or beveled to facilitate driving through the coir fiber mat and down into the underlying soil. The other end of the stake needs to have a 1"- 2" long head at the top with a 1"- 2" notch following to catch and secure the coir fiber mat.

Steel Reinforcement Bars:

Provide uncoated #10 steel reinforcement bars 24" nominal length. The bars shall have a 4" diameter bend at one end with a 4" straight section at the tip to catch and secure the coir fiber mat.

Staples:

Provide staples made of 0.125" diameter new steel wire formed into a *u* shape not less than 12" in length with a throat of 1" in width.

Construction Methods

Excavate basin according to the erosion control plans with basin surface free of obstructions, debris, and pockets of low-density material. Install temporary slope drain pipe and construct the primary spillway according to the Skimmer Basin with Baffles Detail sheet in the erosion control plans. Temporary slope drain pipe at inlet of basin may be replaced by geotextile as directed.

Construct the coir fiber baffles according to *Roadway Standard Drawings* No. 1640.01 and Section 1640 of the *Standard Specifications*.

Install skimmer device according to manufacturer recommendations. Install 4" Schedule 40 PVC pipe into dam on the lower side of basin 1 ft. from the bottom of the basin and according to the detail, and extend the pipe so the basin will drain. Attach a 6 ft. arm pipe to the coupling connection and skimmer according to manufacturer recommendations. The coupling shall be rigid and non-buoyant and not exceed a diameter of 4" and 12" in length. Attach the rope included with the skimmer to the tee between the vent socket and the tube inlet, and the other end to a wooden stake or metal post. Clean out skimmer device when it becomes clogged with sediment and/or debris and is unable to float at the top of water in skimmer basin. Take appropriate measures to avoid ice accumulation in the skimmer device. Construct a stone pad of Class B stone directly underneath the skimmer device at bottom of basin. The pad shall be a minimum of 12" in height, and shall have a minimum cross sectional area of 4 ft. by 4 ft.

Line primary spillway with geotextile unrolled in the direction of flow and lay smoothly but loosely on soil surface without creases. Bury edges of geotextile in a trench at least 5" deep and tamp firmly. If geotextile for the primary spillway is not one continuous piece of material, make horizontal overlaps a minimum of 18" with upstream geotextile overlapping the downstream geotextile. Secure geotextile with eleven gauge wire staples shaped into a *u* shape with a length of not less than 12" and a throat not less than 1" in width. Place staples along outer edges and throughout the geotextile a maximum of 3 ft. horizontally and vertically. Geotextile shall be placed to the bottom and across the entire width of the basin according to the Skimmer Basin with Baffles detail. Place sealant inside basin around barrel pipe on top of geotextile with a minimum width of 6 in.

At the skimmer outlet, provide a smooth soil surface free from stones, clods, or debris that will prevent contact of the coir fiber matting with the soil. Unroll the matting and apply without stretching such that it will lie smoothly but loosely on the soil surface. Wooden stakes, reinforcement bars, or staples may be used as anchors in accordance with the details in the plans and as directed. Place anchors across the matting at the ends approximately 1 ft. apart. Place anchors along the outer edges and down the center of the matting 3 ft. apart.

All bare side slope sections of the skimmer basin shall be seeded with a temporary or permanent seed mix as directed and in accordance with Articles 1620-3, 1620-4, 1620-5, 1660-4, 1660-5 and 1660-7 of the *Standard Specifications*. Straw or excelsior matting shall be installed on all bare side slope sections immediately upon the completion of seeding and in accordance with Article 1631-3 of the *Standard Specifications*.

Measurement and Payment

Silt Excavation will be measured and paid for in accordance with Article 1630-4 of the *Standard Specifications*, as calculated from the typical section throughout the length of the basin as shown on the final approved plans.

Geotextile for Soil Stabilization will be measured and paid for in accordance with Article 270-4 of the *Standard Specifications*.

Coir Fiber Baffles will be measured and paid for in accordance with Article 1640-4 of the *Standard Specifications*.

__" *Skimmer* will be measured in units of each. __" *Skimmer* will be measured and paid for as the maximum number of each size skimmer acceptably installed and in use at any one time during the life of the project. Barrel and arm pipe, cleanout, relocation and reinstallation of __" *Skimmer* is considered incidental to the measurement of the quantity of __" *Skimmer* and no separate payment will be made. No separate payment shall be made if __" *Skimmer*, barrel and/or arm pipe(s) are damaged by ice accumulation.

Coir Fiber Mat will be measured and paid for as the actual number of square yards measured along the surface of the ground over which coir fiber mat is installed and accepted.

Temporary Slope Drain will be measured and paid for in accordance with Article 1622-4 of the *Standard Specifications*.

Stone for Erosion Control, Class __ will be measured and paid for in accordance with Article 1610-4 of the *Standard Specifications*.

Seeding and Mulching will be measured and paid for in accordance with Article 1660-8 of the *Standard Specifications*.

Seed for Temporary Seeding will be measured and paid for in accordance with Article 1620-6 of the *Standard Specifications*.

Fertilizer for Temporary Seeding will be measured and paid for in accordance with Article 1620-6 of the *Standard Specifications*.

Matting for Erosion Control will be measured and paid for in accordance with Article 1631-4 of the *Standard Specifications*.

No measurement will be made for other items or for over excavation or stockpiling.

Payment will be made under:

Pay Item	Pay Unit
__" Skimmer	Each
Coir Fiber Mat	Square Yard

TIERED SKIMMER BASIN WITH BAFFLES:**Description**

Provide a tiered skimmer basin to remove sediment from construction site runoff at locations shown in the erosion control plans. See the Tiered Skimmer Basin Detail sheet provided in the erosion control plans. Tiered Skimmer Basins shall be installed in areas where topography creates a large elevation difference between the inlet and outlet of a single skimmer basin. Work includes constructing sediment basins, installation of coir fiber baffles, installation of temporary slope drain pipe, furnishing, installation and cleanout of skimmer, providing and placing stone pad on bottom of basin underneath skimmer device, providing and placing geotextile spillway liners, providing coir fiber mat stabilization for the skimmer outlet, disposing of excess materials, removing temporary slope drain pipe, coir fiber baffles, geotextile liner and skimmer device, backfilling basin area with suitable material and providing proper drainage when basin area is abandoned.

Materials

Item	Section
Stone for Erosion Control, Class B	1042
Geotextile for Soil Stabilization, Type 4	1056
Fertilizer for Temporary Seeding	1060-2
Seed for Temporary Seeding	1060-4
Seeding and Mulching	1060-4
Matting for Erosion Control	1060-8
Staples	1060-8
Coir Fiber Mat	1060-14
Temporary Slope Drain	1622-2
Coir Fiber Baffle	1640

Provide appropriately sized and approved skimmer device.

Provide Schedule 40 PVC pipe with a length of 6 ft. to attach to the skimmer and the coupling connection to serve as the arm pipe. For skimmer sizes of 2.5 in. and smaller, the arm pipe diameter shall be 1.5 inches. For skimmer sizes of 3 in. and larger, refer to manufacturer recommendation.

Provide 4" diameter Schedule 40 PVC pipe to attach to coupling connection of skimmer to serve as the barrel pipe through the earthen dam.

Anchors: Staples, stakes, or reinforcement bars shall be used as anchors.

Wooden Stakes:

Provide hardwood stakes 12" - 24" long with a 2" x 2" nominal square cross section. One end of the stake must be sharpened or beveled to facilitate driving through the coir fiber mat and down into the underlying soil. The other end of the stake needs to have a 1" - 2" long head at the top with a 1" - 2" notch following to catch and secure the coir fiber mat.

Steel Reinforcement Bars:

Provide uncoated #10 steel reinforcement bars 24" nominal length. The bars shall have a 4" diameter bend at one end with a 4" straight section at the tip to catch and secure the coir fiber mat.

Staples:

Provide staples made of 0.125" diameter new steel wire formed into a *u* shape not less than 12" in length with a throat of 1" in width.

Construction Methods

Excavate basins according to the erosion control plans with basin surface free of obstructions, debris, and pockets of low-density material. Install temporary slope drain pipe and construct the primary spillways according to the Tiered Skimmer Basin Detail sheet in the erosion control plans. Construct the coir fiber baffles according to *Roadway Standard Drawings* No. 1640.01 and Section 1640 of the *Standard Specifications*. Multiple upper basins, or Modified Silt Basins Type 'B' as labeled on the detail, may be required based on site conditions and as directed.

Install skimmer device according to manufacturer recommendations. Install 4" Schedule 40 PVC pipe into dam on the lower side of basin 1 ft. from the bottom of the basin and according to the detail, and extend the pipe so the basin will drain. Attach a 6 ft. arm pipe to the coupling connection and skimmer according to manufacturer recommendations. The coupling shall be rigid and non-buoyant and not exceed a diameter of 4" and 12" in length. Attach the rope included with the skimmer to the tee between the vent socket and the tube inlet, and the other end to a wooden stake or metal post. Clean out skimmer device when it becomes clogged with sediment and/or debris and is unable to float at the top of water in skimmer basin. Take appropriate measures to avoid ice accumulation in the skimmer device. Construct a stone pad of Class B stone directly underneath the skimmer device at bottom of basin. The pad shall be a minimum of 12" in height, and shall have a minimum cross sectional area of 4 ft. by 4 ft.

Line primary spillways with geotextile unrolled in the direction of flow and lay smoothly but loosely on soil surface without creases. Bury edges of geotextile in a trench at least 5" deep and tamp firmly. If geotextile for primary spillways is not one continuous piece of material, make horizontal overlaps a minimum of 18" with upstream geotextile overlapping the downstream geotextile. Secure geotextile with eleven gauge wire staples shaped into a *u* shape with a length of not less than 12" and a throat not less than 1" in width. Place staples along outer edges and throughout the geotextile a maximum of 3 ft. horizontally and vertically. Geotextile shall be placed to the bottom and across the entire width of the basin according to the Tiered Skimmer Basin with Baffles detail.

At the skimmer outlet, provide a smooth soil surface free from stones, clods, or debris that will prevent contact of the coir fiber matting with the soil. Unroll the matting and apply without stretching such that it will lie smoothly but loosely on the soil surface. Wooden stakes, reinforcement bars, or staples may be used as anchors in accordance with the details in the plans

and as directed. Place anchors across the matting at the ends approximately 1 ft. apart. Place anchors along the outer edges and down the center of the matting 3 ft. apart. Place sealant inside basin around barrel pipe on top of geotextile with a minimum width of 6 in.

All bare side slope sections of the skimmer basin shall be seeded with a temporary or permanent seed mix as directed and in accordance with Articles 1620-3, 1620-4, 1620-5, 1660-4, 1660-5 and 1660-7 of the *Standard Specifications*. Straw or excelsior matting shall be installed on all bare side slope sections immediately upon the completion of seeding and in accordance with Article 1631-3 of the *Standard Specifications*.

Measurement and Payment

Silt Excavation will be measured and paid for in accordance with Article 1630-4 of the *Standard Specifications*, as calculated from the typical section throughout the length of the basin as shown on the final approved plans.

Geotextile for Soil Stabilization will be measured and paid for in accordance with Article 270-4 of the *Standard Specifications*.

Coir Fiber Baffles will be measured and paid for in accordance with Article 1640-4 of the *Standard Specifications*.

___" *Skimmer* will be measured in units of each. ___" *Skimmer* will be measured and paid for as the maximum number of each size skimmer acceptably installed and in use at any one time during the life of the project. Barrel and arm pipe, cleanout, relocation and reinstallation of ___" *Skimmer* is considered incidental to the measurement of the quantity of ___" *Skimmer* and no separate payment will be made. No separate payment shall be made if ___" *Skimmer*, barrel and/or arm pipe(s) are damaged by ice accumulation.

Coir Fiber Mat will be measured and paid for as the actual number of square yards measured along the surface of the ground over which coir fiber mat is installed and accepted.

Temporary Slope Drain will be measured and paid for in accordance with Article 1622-4 of the *Standard Specifications*.

Stone for Erosion Control, Class ___ will be measured and paid for in accordance with Article 1610-4 of the *Standard Specifications*.

Seeding and Mulching will be measured and paid for in accordance with Article 1660-8 of the *Standard Specifications*.

Seed for Temporary Seeding will be measured and paid for in accordance with Article 1620-6 of the *Standard Specifications*.

Fertilizer for Temporary Seeding will be measured and paid for in accordance with Article 1620-6 of the *Standard Specifications*.

Matting for Erosion Control will be measured and paid for in accordance with Article 1631-4 of the *Standard Specifications*.

No measurement will be made for other items or for over excavation or stockpiling.

Payment will be made under:

Pay Item	Pay Unit
__" Skimmer	Each
Coir Fiber Mat	Square Yard

COIR FIBER WATTLES WITH POLYACRYLAMIDE (PAM):

Description

Coir Fiber Wattles are tubular products consisting of coir fibers (coconut fibers) encased in coir fiber netting. Coir Fiber Wattles are used on slopes or channels to intercept runoff and act as a velocity break. Coir Fiber Wattles are to be placed at locations shown on the plans or as directed. Installation shall follow the detail provided in the plans and as directed. Work includes furnishing materials, installation of coir fiber wattles, matting installation, PAM application, and removing wattles.

Materials

Coir Fiber Wattle shall meet the following specifications:

100% Coir (Coconut) Fibers	
Minimum Diameter	12 in.
Minimum Density	3.5 lb/ft ³ +/- 10%
Net Material	Coir Fiber
Net Openings	2 in. x 2 in.
Net Strength	90 lbs.
Minimum Weight	2.6 lbs./ft. +/- 10%

Anchors: Stakes shall be used as anchors.

Wooden Stakes:

Provide hardwood stakes a minimum of 2-ft. long with a 2 in. x 2 in. nominal square cross section. One end of the stake must be sharpened or beveled to facilitate driving down into the underlying soil.

Matting shall meet the requirements of Article 1060-8 of the *Standard Specifications*, or shall meet specifications provided elsewhere in this contract.

Provide staples made of 0.125" diameter new steel wire formed into a *u* shape not less than 12" in length with a throat of 1" in width.

Polyacrylamide (PAM) shall be applied in powder form and shall be anionic or neutrally charged. Soil samples shall be obtained in areas where the wattles will be placed, and from offsite material used to construct the roadway, and analyzed for the appropriate PAM flocculant to be utilized with each wattle. The PAM product used shall be listed on the North Carolina Department of Environmental Quality Division of Water Resources web site as an approved PAM product for use in North Carolina.

Construction Methods

Coir Fiber Wattles shall be secured to the soil by wire staples approximately every 1 linear foot and at the end of each section of wattle. A minimum of 4 stakes shall be installed on the downstream side of the wattle with a maximum spacing of 2 linear feet along the wattle, and according to the detail. Install a minimum of 2 stakes on the upstream side of the wattle according to the detail provided in the plans. Stakes shall be driven into the ground a minimum of 10 in. with no more than 2 in. projecting from the top of the wattle. Drive stakes at an angle according to the detail provided in the plans.

Only install coir fiber wattle(s) to a height in ditch so flow will not wash around wattle and scour ditch slopes and according to the detail provided in the plans and as directed. Overlap adjoining sections of wattles a minimum of 6 in.

Installation of matting shall be in accordance with the detail provided in the plans, and in accordance with Article 1631-3 of the *Standard Specifications*, or in accordance with specifications provided elsewhere in this contract.

Apply PAM over the lower center portion of the coir fiber wattle where the water is going to flow over at a rate of 2 ounces per wattle, and 1 ounce of PAM on matting on each side of the wattle. PAM applications shall be done during construction activities after every rainfall event that is equal to or exceeds 0.50 in.

The Contractor shall maintain the coir fiber wattles until the project is accepted or until the wattles are removed, and shall remove and dispose of silt accumulations at the wattles when so directed in accordance with the requirements of Section 1630 of the *Standard Specifications*.

Measurement and Payment

Coir Fiber Wattles will be measured and paid for by the actual number of linear feet of wattles which are installed and accepted. Such price and payment will be full compensation for all work covered by this section, including, but not limited to, furnishing all materials, labor, equipment and incidentals necessary to install the *Coir Fiber Wattles*.

Matting will be measured and paid for in accordance with Article 1631-4 of the *Standard Specifications*, or in accordance with specifications provided elsewhere in this contract.

Polyacrylamide(PAM) will be measured and paid for by the actual weight in pounds of PAM applied to the coir fiber wattles. Such price and payment will be full compensation for all work covered by this section, including, but not limited to, furnishing all materials, labor, equipment and incidentals necessary to apply the *Polyacrylamide(PAM)*.

Payment will be made under:

Pay Item	Pay Unit
Polyacrylamide(PAM)	Pound
Coir Fiber Wattle	Linear Foot

SILT FENCE COIR FIBER WATTLE BREAK:

(8-21-12) 1605,1630

Description

Silt fence coir fiber wattle breaks are tubular products consisting of coir fibers (coconut fibers) encased in coir fiber netting and used in conjunction with temporary silt fence at the toe of fills to intercept runoff. Silt fence coir fiber wattle breaks are to be placed at locations shown on the plans or as directed. Installation shall follow the detail provided in the plans and as directed. Work includes furnishing materials, installation, maintenance and removing Silt fence coir fiber wattle breaks.

Materials

Coir fiber wattle shall meet the following specifications:

100% Coir (Coconut) Fibers	
Minimum Diameter	12"
Minimum Length	10 ft
Minimum Density	3.5 lb/cf ± 10%
Net Material	Coir Fiber
Net Openings	2" x 2"
Net Strength	90 lb.
Minimum Weight	2.6 lb/ft ± 10%

Stakes shall be used as anchors. Provide hardwood stakes a minimum of 2-ft long with a 2" x 2" nominal square cross section. One end of the stake shall be sharpened or beveled to facilitate driving down into the underlying soil.

Provide staples made of 0.125" diameter new steel wire formed into a U-shape not less than 12" in length with a throat of 1" in width.

Construction Methods

Excavate a trench the entire length of each wattle with a depth of 1" to 2" for the wattle to be placed. Secure silt fence coir fiber wattle breaks to the soil by wire staples approximately every linear foot and at the end of each wattle. Install at least 4 stakes on the downslope side of the wattle with a maximum spacing of 2 linear feet and according to the detail. Install at least 2 stakes on the upslope side of the silt fence coir fiber wattle break according to the detail provided in the plans. Drive stakes into the ground at least 10" with no more than 2" projecting from the top of the wattle. Drive stakes at an angle according to the detail provided in the plans.

Install temporary silt fence in accordance with Section 1605 of the *Standard Specifications* and overlap each downslope side of silt fence wattle break by 6".

Maintain the silt fence coir fiber wattle breaks until the project is accepted or until the silt fence coir fiber wattle breaks are removed, and remove and dispose of silt accumulations at the silt fence coir fiber wattle breaks when so directed in accordance with Section 1630 of the *Standard Specifications*.

Measurement and Payment

Coir Fiber Wattle will be measured and paid as the actual number of linear feet of wattles installed and accepted. Such price and payment will be full compensation for all work covered by this provision, including, but not limited to, furnishing all materials, labor, equipment and incidentals necessary to install the silt fence coir fiber wattle break.

Payment will be made under:

Pay Item
Coir Fiber Wattle

Pay Unit
Linear Foot

COIR FIBER WATTLE BARRIER:

(5-20-13) 1630

Description

Coir fiber wattle barriers are tubular products consisting of coir fibers (coconut fibers) encased in coir fiber or synthetic netting and used at the toe of fills or on slopes to intercept runoff. Coir fiber wattle barriers are to be placed at locations shown on the plans or as directed. Installation shall follow the detail provided in the plans and as directed. Work includes furnishing materials, installation, maintenance and removing coir fiber wattle barriers.

Materials

Coir fiber wattle shall meet the following specifications:

Inner Material	100% Coir (Coconut) Fibers
----------------	----------------------------

Minimum Diameter	18"
Minimum Length	10 ft.
Minimum Density	5 lb./c.f. ± 10%
Net Material	Coir (Coconut) or Synthetic
Net Openings	2" x 2"
Net Strength	90 lb.
Minimum Weight	10 lb./ft. ± 10%

Stakes shall be used as anchors. Provide hardwood stakes a minimum of 2-ft long with a 2" x 2" nominal square cross section. One end of the stake shall be sharpened or beveled to facilitate driving down into the underlying soil.

Provide staples made of 0.125" diameter new steel wire formed into a U-shape not less than 12" in length with a throat of 1" in width.

Construction Methods

Align coir fiber wattle barriers in an overlapping and alternating pattern. Excavate a trench the entire length of each wattle with a depth of 2" to 3" for the wattle to be placed. Secure coir fiber wattle barriers to the soil by wire staples approximately every linear foot and at the end of each wattle. Install at least 4 stakes on the downslope side of the wattle with a maximum spacing of 2 linear feet and according to the detail. Install at least 2 stakes on the upslope side of the coir fiber wattle barriers according to the detail provided in the plans. Drive stakes into the ground at least 10" with no more than 2" projecting from the top of the wattle. Drive stakes at an angle according to the detail provided in the plans.

For coir fiber wattle barriers used to reduce runoff velocity for large slopes, use a maximum spacing of 25 ft. for the barrier measured along the slope.

Maintain the coir fiber wattle barriers until the project is accepted or until the coir fiber wattle barriers are removed, and remove and dispose of silt accumulations at the coir fiber wattle barriers when so directed in accordance with Section 1630 of the *Standard Specifications*.

Measurement and Payment

Coir Fiber Wattle Barrier will be measured and paid as the actual number of linear feet of coir fiber wattle barrier installed and accepted. Such price and payment will be full compensation for all work covered by this provision, including, but not limited to, furnishing all materials, labor, equipment and incidentals necessary to install the coir fiber wattle barrier.

Payment will be made under:

Pay Item

Coir Fiber Wattle Barrier

Pay Unit

Linear Foot

TEMPORARY ROCK SILT CHECK TYPE A WITH EXCELSIOR MATTING AND POLYACRYLAMIDE (PAM):**Description**

Temporary Rock Silt Checks Type A with Excelsior Matting and Polyacrylamide (PAM) are devices utilized in temporary and permanent ditches to reduce runoff velocity and incorporate PAM into the construction runoff to increase settling of sediment particles and reduce turbidity of runoff. Temporary Rock Silt Checks Type A with Excelsior Matting and PAM are to be placed at locations shown on the plans or as directed. Installation shall follow the detail provided in the plans and as directed. Work includes furnishing materials, installation of Temporary Rock Silt Checks Type A, matting installation, PAM application, and removing Temporary Rock Silt Checks Type A with Excelsior Matting and PAM.

Materials

Structural stone shall be class B stone that meets the requirements of Section 1042 of the *Standard Specifications* for Stone for Erosion Control, Class B.

Sediment control stone shall be #5 or #57 stone, which meets the requirements of Section 1005 of the *Standard Specifications* for these stone sizes.

Matting shall meet the requirements of Excelsior Matting in Subarticle 1060-8(B) of the *Standard Specifications*, or shall meet specifications provided elsewhere in this contract.

Polyacrylamide (PAM) shall be applied in powder form and shall be anionic or neutrally charged. Soil samples shall be obtained in areas where the Temporary Rock Silt Checks Type A with Excelsior Matting and PAM will be placed, and from offsite material used to construct the roadway, and analyzed for the appropriate PAM flocculant to be utilized with each Temporary Rock Silt Check Type A. The PAM product used shall be listed on the North Carolina Department of Environmental Quality Division of Water Resources web site as an approved PAM product for use in North Carolina.

Construction Methods

Temporary Rock Silt Checks Type A shall be installed in accordance with Subarticle 1633-3(A) of the *Standard Specifications*, Roadway Standard Drawing No. 1633.01 and the detail provided in the plans.

Installation of matting shall be in accordance with the detail provided in the plans, and anchored by placing Class B stone on top of the matting at the upper and lower ends.

Apply PAM at a rate of 4 ounces over the center portion of the Temporary Rock Silt Checks Type A and matting where the water is going to flow over. PAM applications shall be done during construction activities and after every rainfall event that is equal to or exceeds 0.50 in.

The Contractor shall maintain the Temporary Rock Silt Checks Type A with Excelsior Matting and PAM until the project is accepted or until the Temporary Rock Silt Checks Type A with Excelsior Matting and PAM are removed, and shall remove and dispose of silt accumulations at the Temporary Rock Silt Checks Type A with Excelsior Matting and PAM when so directed in accordance with the requirements of Section 1630 of the *Standard Specifications*.

Measurement and Payment

Temporary Rock Silt Checks Type A will be measured and paid for in accordance with Article 1633-5 of the *Standard Specifications*, or in accordance with specifications provided elsewhere in this contract.

Matting will be measured and paid for in accordance with Article 1631-4 of the *Standard Specifications*, or in accordance with specifications provided elsewhere in this contract.

Polyacrylamide(PAM) will be measured and paid for by the actual weight in pounds of PAM applied to the Temporary Rock Silt Checks Type A. Such price and payment will be full compensation for all work covered by this section, including, but not limited to, furnishing all materials, labor, equipment and incidentals necessary to apply the *Polyacrylamide(PAM)*.

Payment will be made under:

Pay Item	Pay Unit
Polyacrylamide(PAM)	Pound

IMPERVIOUS DIKE:

Description

This work consists of furnishing, installing, maintaining, and removing an *Impervious Dike* for the purpose of diverting normal stream flow around the construction site. The Contractor shall construct an impervious dike in such a manner approved by the Engineer. The impervious dike shall not permit seepage of water into the construction site or contribute to siltation of the stream. The impervious dike shall be constructed of an acceptable material in the locations noted on the plans or as directed.

Materials

Acceptable materials shall include but not be limited to sheet piles, sandbags, and/or the placement of an acceptable size stone lined with polypropylene or other impervious geotextile.

Earth material shall not be used to construct an impervious dike when it is in direct contact with the stream unless vegetation can be established before contact with the stream takes place.

Measurement and Payment

Impervious Dike will be measured and paid as the actual number of linear feet of impervious dike(s) constructed, measured in place from end to end of each separate installation that has been completed and accepted. Such price and payment will be full compensation for all work including but not limited to furnishing materials, construction, maintenance, and removal of the impervious dike.

Payment will be made under:

Pay Item	Pay Unit
Impervious Dike	Linear Foot

TEMPORARY PIPE FOR CULVERT CONSTRUCTION:**Description**

This work consists of furnishing, installing, maintaining and removing any and all temporary pipe used on this project in conjunction with the culvert construction.

Construction Methods

The Contractor shall install temporary pipe in locations shown on the plans in such a manner approved by the Engineer. The temporary pipe shall provide a passageway for the stream through the work-site. The minimum size requirements will be as stated on the erosion control plans.

Measurement and Payment

18" Temporary Pipe will be measured and paid for at the contract unit price per linear foot of temporary pipe approved by the Engineer and measured in place from end to end. Such price and payment will be full compensation for all work covered by this section including but not limited to furnishing all materials required for installation, construction, maintenance, and removal of temporary pipe.

Payment will be made under:

Pay Item	Pay Unit
18" Temporary Pipe	Linear Foot

COIR FIBER MAT:**Description**

Furnish material, install and maintain coir fiber mat in locations shown on the plans or in locations as directed. Work includes providing all materials, excavating and backfilling, and placing and securing coir fiber mat with stakes, steel reinforcement bars or staples as directed.

Materials

Item	Section
Coir Fiber Mat	1060-14

Anchors: Stakes, reinforcement bars, or staples shall be used as anchors.

Wooden Stakes:

Provide hardwood stakes 12" - 24" long with a 2" x 2" nominal square cross section. One end of the stake must be sharpened or beveled to facilitate driving through the coir fiber mat and down into the underlying soil. The other end of the stake needs to have a 1" - 2" long head at the top with a 1" - 2" notch following to catch and secure the coir fiber mat.

Steel Reinforcement Bars:

Provide uncoated #10 steel reinforcement bars 24" nominal length. The bars shall have a 4" diameter bend at one end with a 4" straight section at the tip to catch and secure the coir fiber mat.

Staples:

Provide staples made of 0.125" diameter new steel wire formed into a *u* shape not less than 12" in length with a throat of 1" in width.

Construction Methods

Place the coir fiber mat immediately upon final grading. Provide a smooth soil surface free from stones, clods, or debris that will prevent the contact of the mat with the soil. Unroll the mat and apply without stretching such that it will lie smoothly but loosely on the soil surface.

For stream relocation applications, take care to preserve the required line, grade, and cross section of the area covered. Bury the top slope end of each piece of mat in a narrow trench at least 6 in. deep and tamp firmly. Where one roll of matting ends and a second roll begins, overlap the end of the upper roll over the buried end of the second roll so there is a 6 in. overlap. Construct check trenches at least 12 in. deep every 50 ft. longitudinally along the edges of the mat or as directed. Fold over and bury mat to the full depth of the trench, close and tamp firmly. Overlap mat at least 6 in. where 2 or more widths of mat are installed side by side.

Place anchors across the mat at the ends approximately 1 ft. apart. Place anchors along the outer edges and down the center of the mat 3 ft. apart.

Adjustments in the trenching or anchoring requirements to fit individual site conditions may be required.

Measurement and Payment

Coir Fiber Mat will be measured and paid for as the actual number of square yards measured along the surface of the ground over which coir fiber mat is installed and accepted.

No measurement will be made for anchor items.

Payment will be made under:

Pay Item	Pay Unit
Coir Fiber Mat	Square Yard

CONCRETE WASHOUT STRUCTURE:

(12-10-20)

Description

Concrete washout structures are enclosures above or below grade to contain concrete waste water and associated concrete mix from washing out ready-mix trucks, drums, pumps, or other equipment. Concrete washouts must collect and retain all the concrete washout water and solids, so that this material does not migrate to surface waters or into the ground water. These enclosures are not intended for concrete waste not associated with wash out operations.

The concrete washout structure may include constructed devices above or below ground and or commercially available devices designed specifically to capture concrete wash water.

Materials

Item	Section
Temporary Silt Fence	1605

Safety Fence shall meet the specifications as provided elsewhere in this contract.

Geomembrane basin liner shall meet the following minimum physical properties for low permeability; it shall consist of a polypropylene or polyethylene 10 mil thick geomembrane. If the minimum setback dimensions can be achieved the liner is not required. (5 feet above groundwater, 50 feet from top of bank of perennial stream, other surface water body, or wetland.)

Construction Methods

Build an enclosed earthen berm or excavate to form an enclosure in accordance with the details and as directed.

Install temporary silt fence around the perimeter of the enclosure in accordance with the details and as directed if structure is not located in an area where existing erosion and sedimentation control devices are capable to containing any loss of sediment.

Post a sign with the words “Concrete Washout” in close proximity of the concrete washout area, so it is clearly visible to site personnel. Install safety fence as directed for visibility to construction traffic.

The construction details for the above grade and below grade concrete washout structures can be found on the following web page link:

<https://connect.ncdot.gov/resources/roadside/SoilWaterDocuments/ConcreteWashoutStructuredetail.pdf>

[Alternate details for accommodating concrete washout may be submitted for review and approval.](#)

[The alternate details shall include the method used to retain and dispose of the concrete waste water within the project limits and in accordance with the minimum setback requirements.](#) (5 feet above groundwater, 50 feet from top of bank of perennial stream, other surface water body, or wetland.)

Maintenance and Removal

Maintain the concrete washout structure(s) to provide adequate holding capacity plus a minimum freeboard of 12 inches. Remove and dispose of hardened concrete and return the structure to a functional condition after reaching 75% capacity.

Inspect concrete washout structures for damage and maintain for effectiveness.

Remove the concrete washout structures and sign upon project completion. Grade the earth material to match the existing contours and permanently seed and mulch area.

Measurement and Payment

Concrete Washout Structure will be paid for per each enclosure installed in accordance with the details. If alternate details or commercially available devices are approved, then those devices will also be paid for per each approved and installed device.

Temporary Silt Fence will be measured and paid for in accordance with Article 1605-5 of the *Standard Specifications*.

Safety Fence shall be measured and paid for as provided elsewhere in this contract.

No measurement will be made for other items or for over excavation or stockpiling.

Payment will be made under:

Pay Item	Pay Unit
Concrete Washout Structure	Each

SPECIAL PROVISIONS FOR RAILROAD ROADBED GRADING AND DRAINAGE

TABLE OF CONTENTS

RAILROAD ROADBED	2
MAINTENANCE OF RAILROAD ROADBED	2
CLEARING AND GRUBBING - METHOD III	3
BURNING RESTRICTIONS	3
OWNERSHIP OF MATERIALS PLAN	3
MINOR DRAINAGE STRUCTURES	4
WELDED STEEL PIPE (JACK AND BORE)	5
WELDED STEEL PIPE (OPEN CUT)	8
HDPE PIPE CULVERTS	9
REMOVAL OF EXISTING ASPHALT PAVEMENT	10
REMOVAL OF EXISTING CONCRETE SLABS	10
EXCAVATION	10
EXCAVATION ADJACENT TO ACTIVE TRACK	10
PROOF ROLLING	11
EMBANKMENT	11
SUB-BALLAST	12
RAILROAD TRACK TO BE REMOVED	14
REMOVE FENCE	15
GATE	15
ENDWALLS	16
SURGE STONE STABILIZATION	16
RAILROAD SIGNAL CONDUIT	18
CONTRACTOR ACCESS OVER 64" WATERLINE	19



RAILROAD ROADBED

The Standard Specifications for Roads and Structures, January 2018 of the North Carolina Department of Transportation, hereinafter referred to as the *Standard Specifications*, shall apply to the articles of the Project Special Provisions. Norfolk Southern Standard Specifications for Materials and Construction, November 2017, is applicable for items not addressed in these Special Provisions or the *NCDOT 2018 Standard Specifications*. If discrepancies are found between the referenced specifications, the Contractor shall default to the more stringent requirements, as determined by the Engineer. All discrepancies shall be submitted to the Engineer for review and resolution within 14 days after contract notice to proceed. In accordance with the Contractor Work Plan Special Provisions herein, the railroad roadbed access, construction and maintenance shall be addressed in detail by the Contractor, for review and concurrence by the Engineer.

MAINTENANCE OF RAILROAD ROADBED*Add to End of 104-10 of 2018 Standard Specifications*

The Contractor shall be responsible for the maintenance of the track roadbed during the construction period. Ditches and temporary pipes shall be provided and maintained as may be necessary to satisfactorily drain the sub-grade. Where preliminarily accepted sub-grade or sub-ballast is damaged or contaminated by natural causes, hauling equipment or other traffic, the Contractor shall restore the sub-grade to the required lines, grades, typical sections and to the required density, as directed by the Engineer, at no additional delay or cost to the Department. At the direction of the Engineer, remedies may include removal and replacement of contaminated or segregated sub-ballast materials. There will be no direct payment for maintenance of the track roadbed or for the installation of additional temporary erosion control measures. All cost associated with maintaining the track roadbed will be incidental to other items of work.

The Contractor shall maintain positive site drainage away from existing rail facilities to the maximum extent possible at all times. Ground surfaces will be prepared for rain events by the end of each day. Contractor will maintain existing drainage patterns until the proposed drainage patterns have been established to the proposed outfall. Contractor will promptly remediate any drainage issues directed by the Engineer and will be responsible for all costs associated with remediation of areas damaged by lack of positive drainage.

Unless otherwise approved by the Engineer, final acceptance of railroad roadbed will not occur until the end of the project. Completion of preliminary punchlist items will not constitute final acceptance. The Contractor shall notify the Engineer, including submission of documentation, of damage to the railroad roadbed after preliminary punchlists have been completed. In the event that final acceptance of an area is granted by the Engineer prior to the end of the project, any form of access to the area by the Contractor, or any party under the charge or direction of the Contractor, will render the acceptance invalid in the vicinity of the area.

No additional compensation shall be made for rework to accepted areas that have been compacted, proof rolled and accepted including, but not limited to, the initial lift of the embankment, the top of the sub-grade and the top of the sub-ballast.

The Cost of Maintenance of Railroad Roadbed shall be incidental to items of work being maintained.

Failure to comply with these additional measures will be subject to the stipulations outlined in Section 105-16 in the *2018 Standard Specifications*.

CLEARING AND GRUBBING - METHOD III

Perform clearing on this project to the limits established by Method “III” shown on Standard

Drawing No. 200.03 of the 2018 Roadway Standard Drawings except that grubbing will be performed on all cleared excavation and embankment areas and will include all stumps, roots and other embedded debris. All debris from the clearing and grubbing operations, including stumps and roots, shall be stockpiled, disposed of and/or reused according to the Ownership of Materials Plan.

Any rail, crossties, other track material or any other railroad material discarded within the project right of way shall be removed. Removal and disposal of these items shall be considered incidental to Clearing and Grubbing.

Conventional clearing methods may be used except where permit drawings or conditions have been included in the proposal which require certain areas to be cleared by hand methods.

BURNING RESTRICTIONS

Open burning is not permitted on any portion of NCDOT right-of-way or railroad right-of-way. Do not burn the clearing, grubbing or demolition debris designated for disposal and generated from the project at locations within the project limits, off the project limits or at any waste or borrow sites. Stockpile, dispose of and/or re-use clearing, grubbing and demolition debris by means other than burning, as specified in Ownership of Materials Plan.

OWNERSHIP OF MATERIALS PLAN

The Contractor shall submit a plan to recycle, reuse or dispose solid waste materials according to Section 104-13, “RECYCLED PRODUCTS OR SOLID WASTE MATERIALS”.

The Ownership of Materials Plan shall differ from Section 104-13 in the following ways:

- It will be a required submittal and shall include all of the overall workplan submittals to the Railroad.
- The targeted materials identified in the first paragraph of 104-13 shall also include the following but not limited to:
 - Railroad Materials:
 - Running rail (to be arranged uniformly in a pile)
 - Timber ties (to be neatly stacked)
 - Spikes; lag screws; plates, clips and Other Track Material (OTM) (each in their own respective piles)

- Signal cable; conduit
 - Track Ballast
- Non-Railroad Materials:
 - Gravel 3/4" and larger which is potentially suitable for structural fill
 - Soil that is not suitable for structural fill
 - Inert construction materials
 - Miscellaneous construction debris
- The Contractor shall include the areas where the stockpiles will be staged in their workplan and shall keep those areas available for this use until demolition operations have ceased or as otherwise approved by the Engineer.

Additionally, all salvaged material originally furnished by the Department's Contractor, determined to be disposed of according to the Ownership of Materials Plan, shall remain the property of the Contractor, and shall be given consideration when making the bid. All salvaged track materials owned by the Department's Contractor shall be disposed of by the Contractor, and the construction area shall be left in a neat and/orderly condition.

All salvaged materials to be reused shall remain in their own stockpiles, as noted, unless directed otherwise by the Engineer.

All salvaged track material either existing or furnished by NSR is and shall remain the property of the NSR except as noted in the *Railroad Track to be Removed* section of the Special Provisions. Materials allowed to co-mingle with materials covered by Railroad retention policies will become subject to Railroad policies, at no additional cost to the department.

If discrepancies exist between this section and 104-13 or other sections in these Railroad Special Provisions, this section shall govern over them.

The cost of implementing and maintaining this plan shall be incidental to the Clearing and Grubbing pay item of the contract.

MINOR DRAINAGE STRUCTURES

Description

The Contractor shall furnish and construct minor drainage structures (including pipe collars) at locations shown on the plans.

Materials

Materials shall be in accordance with Section 840-2 of the *Standard Specifications*, except the Contractor shall not use Class B concrete or masonry to construct minor drainage structures (including pipe collars) located on NCDOT right-of-way or railroad right-of-way. Minor drainage structures located on NCDOT right-of-way or railroad right-of-way, cast-in-place or precast, shall be constructed of Class AA concrete. These structures shall be designed by the Contractor to accommodate Cooper E-80 loading with Diesel Impact. These designs shall be submitted to the Engineer for approval prior to ordering materials or commencing construction of these structures.

WELDED STEEL PIPE (JACK AND BORE)**Description**

This work shall consist of furnishing and installing welded steel pipe by trenchless methods as shown in the contract, plans and as directed.

Materials

Refer to Division 10:

Item	Section
Welded Steel Pipe	1032-5

Smooth steel pipe used for boring and jacking shall be in accordance with ASTM Designation: A 139, Grade B, with minimum yield strength of 35,000 psi.

Use suppliers of metal pipe culverts, fittings and all other accessories covered by this section that meet the Department's Brand Certification program requirements for metal pipe culverts and are listed on the Materials and Tests Unit's pre-approved list for suppliers of metal pipe culvert. The pre-approved list is available on the Department's website

Pipe Installation

Replace section 330-3 of the 2018 Standard Specifications with the following:

General

- A. Full penetration welds meeting the requirements of AWS D1.1 shall be used to join sections of smooth steel pipe.
- B. Pipe damaged in jacking or boring operations shall be repaired in place to the satisfaction of the engineer. Pipe damage beyond repair shall be left in place, filled with grout, and a new pipe will be installed. Repair or replacement of damaged pipe shall be done at the contractor's expense.
- C. Excessive voids shall not be permitted in the jacking process. If the installation process results in significant voids, grout plugs shall be installed in pipe and all voids between the outside of the pipe and inside surface of the excavation shall be filled by pressure grout as soon as possible after the completion of the installation. The grout mix shall be approved by the engineer.
- D. If the grade of the pipe at the jacking or boring end is below the ground surface, suitable pits or trenches shall be excavated for the purpose of conducting the jacking or boring operation and for placing end joints of the pipe. The pits shall be a minimum of 30 feet from centerline of the track. Excavations greater than five (5) feet in depth shall be protected in accordance with OSHA Trench Safety Guidelines.
- E. Where pipe is required to be installed under railroad embankments, highways, streets, or other facilities by jacking or boring methods, installation shall be made in such a

manner that it will not interfere with the operation of the railroad, street, highway, or other facility, and shall not weaken or damage any embankment or structure.

- F. The pits or trenches excavated to facilitate jacking or boring operations shall be backfilled immediately in accordance with the project specifications after the installation of the pipe has been completed.

Jacking

- A. Heavy duty jacks suitable for forcing the pipe through the embankment shall be provided. In operating jacks, even pressure shall be applied to all jacks used. A suitable jacking head and suitable bracing between the jacks and the jacking head shall be provided so that pressure will be applied to the pipe uniformly around the ring of the pipe. Joint cushioning material of plywood or other material may be used. Plywood cushioning material shall be $\frac{3}{4}$ -inch minimum thickness. Cushioning rings may be made up of single or multiple pieces. A suitable jacking frame or backstop shall be provided. The pipe to be jacked shall be set on guides, properly braced together, to support the section of the pipe and to direct the pipe in the proper line and grade. The whole jacking assembly shall be placed so as to line up with the direction and grade of the pipe. In general, the embankment material shall be excavated just ahead of the pipe, the material removed through the pipe, and the pipe forced through the embankment with jacks, into the space thus provided.
- B. The excavation for the underside of the pipe, for at least one-third of the circumference of the pipe, shall conform to the contour and grade of the pipe. Over-excavation to provide not more than 1/2 inch of clearance may be provided for the upper half of the pipe. This clearance shall be tapered to zero at the point where the excavation conforms to the contour of the pipe. Over-excavation in excess of 1 inch shall be pressure grouted the entire length of the installation.
- C. The distance that the excavation shall extend beyond the end of the pipe depends on the character of the material, but shall not exceed 1 foot. This distance shall be decreased when directed by the engineer.
- D. Preferably, the pipe shall be jacked from the low or downstream end. The final position of the pipe shall not vary from the line and grade shown on the plans, or established by the engineer, by more than 1/8 inch per 1 foot. The variation shall be regular and in one direction and the final flow line shall be in the direction shown on the plans.
- E. The contractor may use a cutting edge of steel plate around the head end of the pipe extending a short distance beyond the end of the pipe with inside angles or lugs to keep the cutting edge from slipping back in to the pipe.
- F. Work shall be done continuously to minimize the tendency of the material to "freeze" around the pipe.

Boring

- A. The boring shall proceed from a pit provided for the boring equipment and workmen. The location of the pit shall be approved by the engineer. The boring shall be done mechanically either using a pilot hole or by the auger method.
- B. When the pilot hole method is used, an approximate 2 inch pilot hole shall be bored the entire length of the crossing and shall be check for line and grade on the opposite end of

the bore from the work pit. This pilot hole shall serve as the centerline of the larger diameter hole to be bored.

- C. When the auger method is used, a smooth steel pipe of the appropriate diameter equipped with a cutter head to mechanically perform the excavation shall be used. Augers shall be of sufficient diameter to convey the excavated material to the work pit.
- D. Excavated material shall be disposed of by the CONTRACTOR, as approved by the ENGINEER. The use of water or other fluids in connection with the boring operation will be permitted only to the extent necessary to lubricate cuttings. Jetting will not be permitted.
- E. In unconsolidated soil formations, a gel-forming colloidal drilling fluid consisting of at least 10 percent of high grade carefully processed bentonite may be used to consolidate cutting of the bit, seal the walls of the hole, and furnish lubrication for subsequent removal of cuttings and immediate installation of the pipe.
- F. Allowable variation from the line and grade shall be as specified in Paragraph D of Jacking. Overcutting in excess of 1 inch shall be remedied by pressure grouting the entire length of the installation.

All work shall be done with a EIC/flagman on site and the work shall be performed during allowable work periods. Work shall stop when a train is passing. The Contractor shall have no claim against the Railroad or the Department for any delays caused by NSR's train operations.

The boring operation shall be progressed on a 24-hour basis without stoppage (except for adding lengths of pipe) until the leading edge of the pipe has reached the receiving pit. The contractor shall plan his work to complete the boring between the influence lines of the track structure without stoppage. For the purpose of this provision, the influence line shall be defined as a 1:1 slope extending away from the track, from the bottom edge of tie. The contractor shall shore the leading end of the pipe when stopping work and shall continue the boring operation the morning of the next day. The installation shall be carried on without interruption, insofar as practicable, to prevent the pipe from becoming firmly set in the embankment.

Measurement and Payment

___" *Welded Steel Pipe*, ___" *Thick, Grade B in Soil* will be measured and paid as the actual number of linear feet of pipe measured along the flow line to the nearest foot, which has been installed in soil.

___" *Welded Steel Pipe*, ___" *Thick, Grade B Not in Soil* will be measured and paid as the actual number of linear feet of pipe measured along the flow line to the nearest foot which has been installed in non-soil, as observed and confirmed by the Engineer. Non-soil is defined as all material other than soil. The Contractor shall request and obtain the Engineer's observation and confirmation of the limits of the installation not in soil before and during the installation of the pipe or portion of the pipe not in soil.

Failure of the Contractor to request and obtain the Engineer's observation and confirmation of the limits of the pipe not in soil before and during the installation will result in the payment at the unit price for ___" *Welded Steel Pipe*, ___" *Thick, Grade B in Soil*.

P-5705A

RR-8

Mecklenburg County

Such payment will include, but is not limited to, furnishing all labor, tools, equipment, materials and incidentals, miscellaneous grading or excavation necessary to complete the work. Installations that become damaged or are abandoned will be replaced at no cost to the Department.

Payment will be made under:

Pay Item	Pay Unit
___" Welded Steel Pipe, ___" Thick, Grade B in Soil	Linear Foot
___" Welded Steel Pipe, ___" Thick, Grade B Not in Soil	Linear Foot

WELDED STEEL PIPE (OPEN CUT)

Description

This work shall consist of furnishing and installing welded steel pipe in accordance with Section 300 of the *2018 NCDOT Standard Specifications* as shown in the contract, plans and as directed.

Materials

Refer to Division 10:

Item	Section
Welded Steel Pipe	1032-5

Use suppliers of metal pipe culverts, fittings and all other accessories covered by this section that meet the Department's Brand Certification program requirements for metal pipe culverts and are listed on the Materials and Tests Unit's pre-approved list for suppliers of metal pipe culvert. The pre-approved list is available on the Department's website.

Pipe Installation

The pipe shall be installed in accordance with Section 300 of the *2018 NCDOT Standard Specifications*.

Measurement and Payment

___" *Welded Steel Pipe*, ___" *Thick, Grade B Open Cut* will be measured and paid as the actual number of linear feet of pipe measured along the flow line to the nearest foot.

P-5705A

RR-9

Mecklenburg County

Such payment will include, but is not limited to, furnishing all labor, tools, equipment, materials and incidentals, miscellaneous grading or excavation necessary to complete the work. Installations that become damaged or are abandoned will be replaced at no cost to the Department.

Payment will be made under:

Pay Item	Pay Unit
___" Welded Steel Pipe, ___" Thick, Grade B Open Cut	Linear Foot

HDPE PIPE CULVERTS

This work shall be performed in accordance with Section 305, "Drainage Pipe" of the *Standard Specifications* except as follows.

Materials

Refer to Division 10:

Item	Section
Corrugated Polyethylene (HDPE) Culvert Pipe	1032-7

HDPE pipe shall conform to the requirements of ASTM F2648 and AASHTO M294, Type S pipe and accommodate Cooper E-80 loading.

Joints shall consist of an integral flared bell and tapered spigot with rubber sealing gasket: a. All joints shall be soil-tight, unless otherwise indicated on the plans. Soil tight joints shall conform to ASTM F2306.

Fittings shall conform to ASTM D2321 and meet performance indicated above for fitting connections. Fitting structural performance shall be equal to pipe structural performance.

Pipe Installation

Bedding material shall be placed and compacted under the haunches of the pipe extending from the bottom of pipe up to a minimum distance equal to 12" above the top of pipe.

With the approval of the Engineer, the Contractor may use AASHTO #57 stone for bedding and select backfill. With this substitution, the Contractor shall install filter fabric between the stone and the excavation. The Contractor shall ensure that the fabric and stone material is placed properly to ensure that all voids are filled.

The Contractor shall ensure that HDPE pipe deflections do not exceed 5%. For deflections exceeding this standard, the Contractor, in communication with the pipe manufacturer, shall

provide an engineering determination that the pipe's safety, stability, hydraulic characteristics, and other requirements are still met. If these requirements are not met, the Contractor is responsible for reinstalling the pipe at no cost to the Department.

REMOVAL OF EXISTING ASPHALT PAVEMENT

This work shall be performed in accordance with Section 226, "COMPREHENSIVE GRADING" of the *Standard Specifications* except all existing asphalt pavement located within the footprint of proposed embankments shall be removed and disposed of properly. No existing asphalt pavement shall be utilized in the construction of embankments.

REMOVAL OF EXISTING CONCRETE SLABS

This work shall be performed in accordance with Section 226, "COMPREHENSIVE GRADING" of the *Standard Specifications*. If voids are encountered under the removed concrete slabs, the Contractor shall fill the voids with suitable material to match the level of the surrounding ground and compacted to the satisfaction of the engineer.

EXCAVATION

This work shall be performed in accordance with Section 225, "ROADWAY EXCAVATION" of the *Standard Specifications*. The applicable typical roadbed template will be maintained throughout the railway portion of the project.

For excavated material to be wasted in stockpiles on railroad right-of-way, the Contractor shall submit the proposed location and dimensions of the stockpiles for approval by the Engineer prior to excavating the material. The Contractor shall not haul excavated material off-site without prior approval from the Engineer.

EXCAVATION ADJACENT TO ACTIVE TRACK

Excavation within Zone 1, Zone 2 and Zone 4 under the hard pan layer as defined in the 'Excavation Adjacent to Active Track' detail in the plans shall be conducted in lengths adjacent to active track no greater than 100'. Multiple areas of excavation in Zones 1 and 2 shall also be no closer than 300', or as permitted by the railroad representative. If unsuitable material is encountered, the Contractor shall undercut the unsuitable material and backfill with a suitable material in a continuous manner as prescribed by the Engineer. Undercut areas left open overnight will not be permitted. The limits of undercut shall then be proof rolled per Section 260 of the *Standard Specifications* prior to closing up the excavation. Construction activities requiring excavation adjacent to active track shall occur in a continuous fashion until completed. Unless otherwise approved by the Engineer, excavation adjacent to the track cannot be performed without the presence of an approved Norfolk Southern Employee in Charge (EIC) or Roadway Worker in Charge (RWIC).

PROOF ROLLING

Proof Rolling per Section 260, "PROOF ROLLING" of the *2018 Standard Specifications* shall be performed prior to the initial lift of embankment, on the finished subgrade, and on the finished sub-ballast.

Proof rolling of subgrade surface will not be required where the subgrade surface is rock cut; where, in the opinion of the Engineer, proof rolling would be detrimental to the work; where the proof roller will approach a culvert, pipe or other conduit closer than five feet in any direction; or where the proof roller may damage adjacent work due to restrictions in available access and for maneuvering space.

Proof Rolling shall be measured and paid for in accordance with Article 260-4 of the *Standard Specifications*.

EMBANKMENT

The placement and compaction of embankment work shall be performed in accordance with Section 235,"EMBANKMENTS" of the *Standard Specifications* and as follows:

All earth fills shall be made in uniform layers of not more than 6" thick after compaction. Rock may be placed in compacted layers of not more than 24" thick. Each fully compacted layer shall extend the full width of the cross section. Each layer shall be free from mud, snow, ice or excessive (standing) water before a subsequent layer is placed. Excessive lift thickness will be grounds for rejection and/or requirement that Contractor provide survey of lifts to verify thickness for the whole lift area. If required by the Engineer, surveys of lift thickness shall be conducted up to every 25' along the alignment and up to every 5' perpendicular to the alignment at no additional cost to the Department.

Sandy or rocky material shall be spread in full width layers to form drainage planes from the center through the edge of the embankment. Pockets of open materials surrounded by more impervious material shall be avoided. No bridge lifts shall be used.

Embankments shall be formed with suitable materials from on-site cuts and/or necessary suitable material from borrow pits. Organic material such as brush, stumps, roots and trees or other perishable items shall not be placed in embankments. Coal or organic shale shall not be included in the embankment. Bituminous material shall not be used in railroad embankment. In fill sections, after stripping the topsoil and/organic material, the entire area on which the embankment is to be placed shall be plowed, scarified, and compacted for a minimum depth of 6". After compaction, the contractor shall proof roll the existing subgrade to ascertain the stability of the existing subgrade and to locate deficiencies requiring correction. If deficiencies are found in the existing subgrade, the Engineer shall determine the appropriate corrective measures. The initial lift and all future fill layers shall be compacted to 95% of maximum density per Standard Proctor in accordance with ASTM D698-T and AASHTO T 99, or 90% of maximum density per Modified Proctor in accordance with ASTM D-1557/AASHTO T180, except that a minimum of the top 2' **of fill shall be compacted to 100% Standard Proctor.**

The top 12” of the subgrade in all cut sections that will be cut to subgrade elevation shall be plowed, scarified and compacted to 100% Standard Proctor. The Engineer shall determine the AASHTO test method to be used after review of the soil analysis.

The Contractor shall notify the Engineer when fill layers are ready for compaction testing. Successive layers shall not be placed prior to an acceptable density being obtained on each layer. The moisture content of the soil shall be controlled as necessary to obtain the specified densities based upon the optimum moisture content for each material. Water shall be added to the soil when, in the opinion of the Engineer, additional moisture may be necessary to obtain the specified density. Soil that is too wet shall be allowed to dry or be worked by plowing, discing, harrowing, or other means to dry the material to a workable moisture content.

In the event a specified density is not obtained, the Engineer may order additional rolling, watering, or drying of the soil as necessary to obtain the specified density. Fill layers not meeting a specified density after additional working shall be removed and new material shall be placed and compacted to the specified density at no cost to the Department.

If there is hardpan or other existing embankment that is better left in current state, the Contractor shall notify the Engineer for direction on whether or not to use the existing feature.

The Department reserves the right to perform additional density tests at its discretion. The Contractor shall expect the Department to perform density tests on each lift. The Department will not consider additional compensation or time for delays due to additional testing.

The Contractor shall submit a spreadsheet identifying the proposed elevation and offset of the subgrade crown or otherwise highest point at even 50’ stations along with the staking diaries. The spreadsheet shall be developed in a format provided by the Engineer.

If discrepancies exist between this section and 235, 260 or other sections in these Railroad Roadbed Special Provisions, this section shall govern over them.

All costs associated with the requirements above shall be included in the unit contract price for *Grading*. Unless otherwise approved by the Engineer, sub-ballast material used for fill, at or below finished subgrade elevation of the embankment shall be included in the unit contract price for *Grading*.

SUB-BALLAST

DESCRIPTION

The Contractor will furnish and place sub-ballast as shown in the plans. The sub-ballast shall be placed after the subgrade has been graded, compacted and accepted.

MATERIALS

The sub-ballast shall meet the following requirements and the gradation shown in Table 1:

- Sub-ballast shall be produced from sound rock meeting the gradations shown in Table 1 (AASHTO T 27 and T 11, AASHTO T 88 as modified for Base Course and Stabilizer).
- The material shall be free from organics and deleterious material (AASHTO T 112).
- The material shall not have a Liquid Limit (LL) in excess of 25 (AASHTO T 89) or a Plasticity Index (PI) in excess of 6 (AASHTO T 90).
- The material shall have a percentage of wear (LA Abrasion, AASHTO T 96) no greater than 50%.
- The material shall meet NCDOT's soundness requirements (AASHTO T 104).

Table 1 Sub-ballast

Sieve Size	Percent Passing Standard Sieve Size by Weight					
	2"	1"	3/8"	#10	#40	#200
Sub-ballast	100	90-100	50-84	26-50	12-30	5-12

CONSTRUCTION METHODS

After the subgrade has been finished to proper grade and cross-section, the sub-ballast shall be placed on the subgrade with an approved mechanical spreader (box spreader or paver) capable of placing the material in a uniform loose depth and without segregation, except for areas inaccessible to a mechanical spreader. For areas deemed by the Engineer to be inaccessible to a mechanical placement method the aggregate material may be placed by other methods approved by the Engineer. The sub-ballast section shall be constructed in two layers of equal thickness. Each layer of sub-ballast shall be fully compacted in lifts no less than 3" in thickness and no greater than 6.5" in thickness after compaction. Excessive lift thickness will be grounds for rejection and/or requirement that Contractor provide survey of lifts to verify thickness for the whole lift area. If required by the Engineer, surveys of lift thickness shall be conducted up to every 5' along the alignment and up to every 5' perpendicular to the alignment at no additional cost to the Department.

Each layer of sub-ballast shall be compacted to a density of 100% of the Standard Proctor determined by ASTM D698 and AASHTO T 99 and maintained to the required cross-section during compaction. Moisture content shall be maintained within 2% +/- of optimum moisture to obtain the desired density. Water shall be added to the material if necessary to obtain the desired density. If the material is too wet to obtain the desired density, the material shall be worked by discing, harrowing or other means to dry the material to a workable moisture content.

Prior to sub-ballast placement, the Contractor shall submit a spreadsheet identifying the proposed elevation and offset of the sub-ballast crown or otherwise highest point at even 50' stations. The spreadsheet shall be developed in a format provided by the Engineer. Any sub-ballast sections thinner than the thickness indicated in this spreadsheet shall be removed and replaced at the minimum section thickness. Additional sub-ballast placement due to low subgrade shall be paid

P-5705A

RR-14

Mecklenburg County

for as subgrade material.

If sub-ballast becomes contaminated before sub-ballast acceptance, or after sub-ballast acceptance due to Contractor operations, the Contractor will repair and /or replace at no cost to the Department. The Contractor shall protect the accepted sub-ballast from contamination as described in Maintenance of Railroad Roadbed.

After completed roadbed has been accepted and turned over to Norfolk Southern for track construction, the Contractor shall not use the roadbed for access.

MEASUREMENT AND PAYMENT

The quantity for *Sub-ballast* to be paid for will be the actual number of tons of sub-ballast which has been used to construct the track roadbed sections, measured as provided for in Article 520-11 of the *Standard Specifications*. Such price and payment will be in full compensation for all furnishing, weighing, hauling, and placing of sub-ballast and for any other work necessary for the construction of the track roadbed section.

Pay Item	Pay Unit
Sub-ballast	Ton

RAILROAD TRACK TO BE REMOVED

The Department's Contractor shall remove existing track as shown in the plans and dispose of the materials per the Ownership of Materials Plan.

DESCRIPTION

Furnish the labor, materials, tools and equipment necessary to remove the existing track (including turnouts) which includes the rail, crossties, tie plates, anchors, spikes and disposal of the materials.

MEASUREMENT AND PAYMENT

Railroad Track to be Removed will be measured and paid for the actual number of track feet of track which is acceptably removed, measured between the rails along the center line of the track prior to the track being removed.

Crosstie Disposal will be measured and paid for the actual number of individual crossties removed and disposed of at a NSR approved facility. The Contractor shall furnish certificates of delivery to the Department.

Payment will be made under:

Pay Item	Pay Unit
Railroad Track to be Removed	Track Foot
Crosstie Disposal	Each

P-5705A

RR-15

Mecklenburg County

REMOVE FENCE

This work shall be performed in accordance with Section 200, "Clearing and Grubbing" of the *Standard Specifications*. Existing Fence located within the clearing and grubbing areas shall be incidental to the pay item *Clearing and Grubbing*. Existing Fence located within the proposed Right-of-Way but outside of the areas of clearing and grubbing shall be measured and paid for as *Remove Fence*.

Payment will be made under:

Pay Item

Remove Fence

Pay Unit

Linear Foot

GATE**DESCRIPTION**

Furnish and erect gates in conformity with the details shown in the plans and at the locations shown in the plans.

MATERIALS**Item Section**

2" OD PVC pipe, schedule 80

3½" OD galvanized steel pipe, schedule 80

Fittings and Accessories as shown

Use Class B concrete for anchors. Instead of Class B concrete, pre-mixed commercially bagged dry concrete mix may be used if the concrete meets the minimum strength requirements for Class B concrete when mixed with the quantity of water shown on the instructions printed on the bag.

CONSTRUCTION METHODS**Setting Posts and Braces**

Set posts in concrete anchors to maintain the position and alignment of the post as shown in the details in the plans. Forms are not required for the concrete. Trowel the top of the concrete to a smooth finish and slope to drain away from the post. The concrete anchors require at least a 3-day curing period before any load is placed on the post.

MEASUREMENT AND PAYMENT

Gate will be measured and paid for the number of gates actually erected on the project.

The above prices and payments will be in full compensation for all work covered by this provision including but not limited to furnishing concrete, steel pipe, hardware and all other materials; fabrication, painting and erection of the right of way gates; and incidentals necessary to complete

P-5705A

RR-16

Mecklenburg County

the work as shown on the plans.

Pay Item

Gate

Pay Unit

Each

ENDWALLS

The work shall be performed in accordance with Section 838, "Endwalls", of the *Standard Specifications*, except that the Contractor shall not use Class B concrete or masonry to construct plain or reinforced endwalls located on NCDOT right-of-way or railroad right-of-way. All endwalls located on NCDOT right-of-way or railroad right-of-way, cast-in-place or precast, shall be constructed of Class AA concrete.

Pay Item

Endwalls

Pay Unit

Cubic Yard

SURGE STONE STABILIZATION**DESCRIPTION**

The work covered by these provisions consists of providing soil stabilization when soft/unstable soil is encountered during embankment and/or sub-ballast construction of adjacent to the tracks and undercut with suitable fill is infeasible as deemed by the Engineer, the Contractor shall furnish materials, labor, equipment and incidentals necessary to perform surge stone stabilization.

MATERIALS

Surge Stone:

- A. The aggregate shall be a quarried stone of sound quality either shot and/or crushed.
- B. The aggregate shall meet the following gradation:

SIEVE SIZE	% Passing by Weight
6 in (150mm)	100
2 in (50mm)	25 – 75
No. 10 (2mm)	15 – 35

- C. Ensure the Surge Stone does not contain soil or decomposed rock.
- D. The material shall meet NCDOT's soundness requirements (AASHTO T 104).
- E. Surge Stone will be accepted after a visual inspection of the material to ensure proper gradation has been achieved.

CONSTRUCTION METHODS

In conjunction with clearing and grubbing activities, the Contractor shall identify soft areas due to high moisture and install temporary ditches to provide positive drainage and dewatering devices and allow this area to drain for a period of no less than three weeks, or as determined by the Engineer prior to commencing further excavation embankment or surge stone stabilization.

Where soft or unsuitable soil is encountered during embankment construction, the Contractor shall undercut the area as directed by the Engineer. Areas requiring undercut of less than 5' shall be performed according to, and shall be paid for as part of the *Undercut Excavation* pay item. Backfilling material shall be as directed by the Engineer and shall be compacted as directed by the Engineer. The top layer of undercut backfill shall be placed at 1% minimum slope to drain away from the tracks and shall be proof rolled before placing the first lift of embankment material.

For areas requiring undercut of more than 5' deep, the Engineer may direct the Contractor to excavate to a proper depth, grade surficial soils to provide positive drainage, then backfill with surge stone with a maximum lift of 2' per lift or as deemed adequate by the Engineer. Surge stone shall be installed and compacted as directed by the Engineer.

Surge stone shall be placed, rolled and compacted in lieu of undercut in areas determined by the Engineer. After stripping the topsoil and/organic material from the fill section, surge stone shall be placed, rolled, and compacted until adequate stability for embankment construction has been achieved. If the first lift does not provide adequate stability, surge stone shall continue to be added until stability is achieved. In sections where surge stone is used, it shall be placed full-width in the embankment section to provide similar material throughout the cross-section and not create areas where water could become trapped in the embankment.

Once adequate stability is achieved, the Contractor shall cap the surge stone layer with a layer of sub-ballast no less than 12" deep or with a non-woven geotextile fabric prior to placing embankment material above. If the top of the surge stone layer is within 2' of the proposed sub-grade line, the Contract shall not place geotextile or embankment material between the surge stone layer and the sub-ballast layer and instead place and compact sub-ballast material according to the *Embankment* special provision.

MEASUREMENT AND PAYMENT

Surge Stone will be measured and paid in tons of stone incorporated into the project. Measure stone by weighing in trucks on certified platform scales or other certified weighing devices. The contract unit price for *Surge Stone* will be in full compensation for furnishing, hauling, handling, placing, compacting and maintaining the aggregate.

Payment will be made under:

Pay Item	Pay Unit
Surge Stone	Ton

P-5705A

RR-18

Mecklenburg County

RAILROAD SIGNAL CONDUIT**DESCRIPTION**

Install railroad signal conduit at the direction of the Engineer.

MATERIALS

All railroad signal conduit and fittings shall be 4" Schedule 80 PVC conforming to ASTM D1795. Factory made conduit bends or elbows shall be used whenever possible in making necessary changes in direction.

CONSTRUCTION METHODS

Contractor shall coordinate with the Engineer to determine if railroad signal conduit will be installed prior to initiating sub-ballast placement. If required, the Contractor shall install railroad signal conduit at the line, grade as directed by the railroad representative. Where open ends are to be left below grade for future tie-in by railroad forces, a cover shall be installed on the end of the conduit. Conduit trenches shall be backfilled and satisfactorily compacted per the "Embankment" section of these *Special Provisions* prior to beginning the sub-ballast placement. All conduits will be direct buried with a minimum of 36" of cover from the top of the sub ballast. The buried conduit shall have tracer tape to coincide with the type of signal cables run to allow for future locating.

The Contractor shall provide to the Engineer the locations of all buried conduit ends by station and offset.

MEASUREMENT AND PAYMENT

Railroad Signal Conduit will be measured and paid by the linear feet of conduit installed and accepted by the Engineer. The contract unit price for *Railroad Signal Conduit* will be in full compensation for furnishing, installing and backfilling of conduit, fittings and all incidentals required to complete the work.

Payment will be made under:

Pay Item

Railroad Signal Conduit

Pay Unit

Linear Foot

CONTRACTOR ACCESS OVER 64" WATERLINE

The contractor shall not traverse construction equipment over any portion of the existing 64" waterline that crosses -L- at Sta. 20+35 until the Engineer and CLTWater have approved a method for crossing the waterline. For each proposed crossing location, the contractor shall submit sealed design plans and calculations to the Engineer for matting, bridging, or other crossing method. The plans and calculations shall demonstrate that loading from the heaviest anticipated construction equipment does not exceed the design limit for the pipe. Basic characteristics of the pipe are provided below for the contractor's information for bidding purposes only. The contractor shall verify design parameters with CLTWater, thru the Engineer.

Material = Cement Lined Steel Pipe

Nominal Diameter = 64"

Outside Diameter = 65.75"

Wall Thickness = 0.35"

Pipe Joints = Welded Bell Connected to Welded Spigot or O Ring Bell Connected to O Ring Spigot



Norfolk Southern Railway Company

CONTRACTOR WORKING ON BEHALF OF PROJECT SPONSOR
COSTS REIMBURSED BY PROJECT SPONSOR

NS File: _____

NS Billing Number: _____

NORFOLK SOUTHERN
CONTRACTOR RIGHT OF ENTRY AGREEMENT

WHEREAS, _____
("Principal") has requested that Norfolk Southern Railway Company ("Company") permit Principal to be on
or about Company's premises and/or facilities in the vicinity of Company milepost

_____ (the "Premises") for the sole purpose of _____

_____, on behalf of _____
(the "Project Sponsor") during the period _____, 20____, to _____ 20____ (the
"Right of Entry").

WHEREAS, Company is willing to grant the Right of Entry subject to the terms and conditions set forth
herein.

NOW THEREFORE, in consideration of the foregoing and other good and valuable consideration, the
receipt and sufficiency of which is hereby acknowledged, and intending to be legally bound hereby, the
parties hereby agree as follows.

Company hereby grants Principal the Right of Entry. The Right of Entry shall extend to Principal and to
subcontractors and other entities affiliated with Principal who are specifically approved for entry by
authorized representatives of Company in writing, as well as to the officers and employees of the
foregoing (collectively "Licensees"). The Right of Entry shall apply to those portions of the Premises, and
to such equipment, machinery, rolling stock and other personal property and fixtures belonging to
Company or otherwise located on the Premises, only to the extent specifically designated and approved
in writing by authorized representatives of Company (collectively, "Designated Property").

Principal agrees:

- (i) that Licensees' access to the Premises shall be limited to the Designated Property and that Principal shall be liable and fully responsible for all actions of Licensees while on the Premises pursuant to the Right of Entry;
- (ii) that Licensees shall (a) be subject to Company's direction when upon the Premises, and (b) be subject to Company's removal from the Premises, in Company's sole discretion, due to negligence, misconduct, unsafe actions, breach of this agreement or the failure to act respectfully, responsibly, professionally, and/or in a manner consistent with Company's desire to minimize risk and maintain its property with maximum security and minimum distractions or disruptions or for any other lawful reason;
- (iii) that Licensees shall perform all work with such care, diligence and cooperation with Company personnel as to reasonably avoid accidents, damage or harm to persons or property and delays or interference with the operations of any Company's facilities and in accordance with Company's "Special Provisions for Protection of Railway Interest", attached and incorporated herein.
- (iv) to give Company's officer signing this agreement, or his or her authorized representative, advance notification of the presence of Licensees on Designated Property in accordance with Company's "Special Provisions for Protection of Railway Interest";

- (v) to indemnify and save harmless Company, its officers, agents and employees from and against any and all claims, demands, losses, suits, judgments, costs, expenses (including without limitation reasonable attorney's fees) and liability resulting from (a) injury to or death of any person, including without limitation the Licensees, and damage to or loss of any property, including without limitation that belonging to or in the custody of Licensees (the "Licensee Property"), arising or in any manner growing out of the presence of either the Licensees or the Licensee Property, or both, on or about the Premises, regardless of whether negligence on the part of Company, its officers, agents or employees caused or contributed to said loss of life, personal injury or property loss or damage in whole or in part; (b) any alleged violation of any law, statute, code, ordinance or regulation of the United States or of any state, county or municipal government (including, without limitation, those relating to air, water, noise, solid waste and other forms of environmental protection, contamination or pollution or to discrimination on any basis) that results in whole or in part, directly or indirectly, from the activities of Licensees related in any way to their presence on the Premises or from any other act or omission of Licensees contributing to such violation, regardless of whether such activities, acts or omissions are intentional or negligent, and regardless of any specification by Company without actual knowledge that it might violate any such law, statute, code, ordinance or regulation; (c) any allegation that Company is an employer or joint employer of a Licensee or is liable for related employment benefits or tax withholdings; or (d) any decision by Company to bar or exclude a Licensee from the Premises pursuant to subsection (ii)(b) above;
- (vi) to have and keep in effect the appropriate kinds of insurance as listed in the Company's "Special Provisions for Protection of Railway Interest, with insurance companies satisfactory to Company, during the entire time Licensees or Licensee Property, or both, is on the Premises: and to provide certificates of insurance showing the foregoing coverage, as well as any endorsements or other proper documentation showing and any change or cancellations in the coverage to the Company officer signing this agreement or to his or her authorized representative;
- (vii) to reimburse Company for any costs not covered under the existing project agreement between the Company and the Project Sponsor, including, but not limited to, material, labor, construction submittal review, supervisory and railroad protective services costs, and related taxes and overhead expenses required or deemed necessary by Company because of the presence of either Licensees or Licensee Property on the Premises;
- (viii) to exercise special care and precautions to protect the Premises and equipment, machinery, rolling stock and other personal property and fixtures belonging to Company or otherwise located on the Premises (whether or not constituting Designated Property) and to avoid interference with Company's operations;
- (ix) to not create and not allow drainage conditions which would be adverse to the Premises or any surrounding areas;
- (x) to refrain from the disposal or release of any trash, waste, and hazardous, dangerous or toxic waste, materials or substances on or adjacent to the Premises and to clean up or to pay Company for the cleanup of any such released trash, waste, materials or substances; and
- (xi) to restore the Premises and surrounding areas to its original condition or to a condition satisfactory to the Company officer signing this agreement or to his or her authorized representative (ordinary wear and tear to rolling stock and equipment excepted) upon termination of Licensees' presence on the Premises.



Norfolk Southern Railway Company

As a part of the consideration hereof, Principal further hereby agrees that Company shall mean not only Norfolk Southern Railway Company but also Norfolk Southern Corporation and any and all subsidiaries and affiliates of Norfolk Southern Railway Company or Norfolk Southern Corporation, and that all of Principal's indemnity commitments in this agreement in favor of Company also shall extend to and indemnify Norfolk Southern Corporation and any subsidiaries and affiliated companies of Norfolk Southern Railway Company or Norfolk Southern Corporation and its and/or their directors, officers, agents and employees.

It is expressly understood that the indemnification obligations set forth herein cover claims by Principal's employees, agents, independent contractors and other representatives, and Principal expressly waives any defense to or immunity from such indemnification obligations and/or any subrogation rights available under any applicable state constitutional provision, laws, rules or regulations, including, without limitation, the workers' compensation laws of any state. Specifically, (i) in the event that all or a portion of the Premises is located in the State of Ohio, the following provision shall be applicable: "Principal, with respect to the indemnification provisions contained herein, hereby expressly waives any defense or immunity granted or afforded it pursuant to Section 35, Article II of the Ohio Constitution and Section 4123.74 of the Ohio Revised Code"; and (ii) in the event that all or a portion of the Premises is located in the Commonwealth of Pennsylvania, the following provision shall be applicable: "Principal, with respect to the indemnification provisions contained herein, hereby expressly waives any defense or immunity granted or afforded ii pursuant to the Pennsylvania Workers' Compensation Act, 77 P.S. 481".

This agreement shall be governed by the internal laws of the Commonwealth of Virginia, without regard to otherwise applicable principles of conflicts of laws. If any of the foregoing provisions is held for any reason to be unlawful or unenforceable, the parties intend that only the specific words found to be unlawful or unenforceable be severed and deleted from this agreement and that the balance of this agreement remain a binding enforceable agreement to the fullest extent permitted by law.

This agreement may be amended only in a writing signed by authorized representatives of the parties.

Name of Principal: _____

By:-----

Print Name: _____

Title _____

Date _____, 20__

NORFOLK SOUTHERN RAILWAY COMPANY

By _____

Print Name: _____

Title _____

Date _____, 20__

Environmental Right of Entry General Process Instructions



ENVIRONMENTAL RIGHT OF ENTRY APPLICATION PROCESS

Norfolk Southern Railway Company and its operating subsidiaries (collectively, NS) has secured the services of RailPros to handle environmental rights of entry applications. On NS's behalf, RailPros will receive and process the applications through the application management portal: <https://ns.railprosp permitting.com>. All applications must be submitted through this platform and all correspondence regarding applications (i.e., questions, updates and messages) will be handled through this system.

Processing of your application involves several departments at NS and requires NS management review and approval. No access is allowed prior to the execution of a separate formal agreement with NS and verification that all insurance requirements have been met.

APPLICATION FEE

Fee Schedule	
EROE application review by Norfolk Southern	\$2,000.00

Please be advised that the application fee is **nonrefundable** and does not guarantee approval. If the environmental right of entry requires multiple locations, additional fees may apply.

HANDLING PROCESS

- An application must be submitted and the appropriate application fees paid before an application will be reviewed. For detailed instructions on how to use the portal, please refer to "Portal Tutorial" on the portal homepage <https://ns.railprosp permitting.com>.
- RailPros will assign a NS Activity Number and communicate it to the applicant via message within the portal and an email within two (2) business days. All communications will reference this Activity Number.
- For documentation and ease of tracking, all communications should be within the portal. The applicant will receive an email alert that there is a new message in the portal.
- When the application is complete and determined to be satisfactory, RailPros will facilitate the review by NS departments and communicate the results of that review to the applicant.
- If NS approval is granted, RailPros will prepare and transmit the Environmental Right of Entry to the applicant via DocuSign.
- NS will execute the right of entry upon the receipt of insurance certificates and the appropriate fees.
- No verbal authorization will be provided.
- No emailed or mailed submissions will be accepted. All applications must be submitted through the application portal.

REQUIREMENTS FOR A COMPLETE APPLICATION

Complete all questions and upload all required documents into the application portal where indicated, including the following:

1. **Requesting Party:** Please be sure to provide the requesting party's complete legal name (which is not the consultant working on behalf of the requesting party).
2. **Application fee:** All applications must be submitted online at the time of application submittal.
3. **Scope of Work:** All applications must include a detailed description of the requested work to be performed. The scope of work must include descriptions of the anticipated work to be conducted initially as well as any longer-term monitoring or other similar work that may require ongoing access. The scope of work should include, as applicable and without limitation, the approximate number and location of borings, wells, or other such structures; method of installation of such structures; scope of any excavation work; scope of other passive or active remediation activities; and scope and frequency of ongoing monitoring. In addition to describing the work to be done, provide the approximate duration of initial access including the number of days for installation, duration and frequency of any continued access, and length of time such access is requested (e.g., sampling access required once a month for a period of two years). If samples will be taken, provide compounds/chemicals description for such sampling activities. Please include information on whether the property has known or suspected environmental contamination or if work is being conducted at the direction of a regulatory agency.
4. **Map:** All applications must include a map depicting the approximate location on the NS property where the work is anticipated to be conducted, including dimensions and distances from any existing railroad structures such as railroad track. Any planned structures on the property, with dimensions from the nearest track, should also be depicted.

The proposed area of access, including ingress and egress should be highlighted. Please indicate which direction is north. If available, include additional information to assist in processing the application, such as the closest property address, railroad milepost, the parcel ID number, GPS coordinates, and latitude and longitude.

INSURANCE REQUIREMENTS

The NS insurance requirements will be defined in the right of entry agreement. In general, each agreement will require the applicant to obtain, at its sole cost and expense, various types of insurance coverage with various limits. These insurance coverages must be of a form and underwritten by insurance companies that meet with NS's approval. The types of insurance typically required include:

- Commercial General Liability Insurance
- Automobile Liability Insurance
- Worker's Compensation Insurance
- Railroad Protective Liability Insurance

In certain instances, the licensee may be required to pay NS a risk-financing fee to add the project to NS's Master Railroad Protective Policy. This will satisfy the railroad protective liability insurance requirement in its entirety for the project.

NS generally requires a policy of Commercial General Liability Insurance with a combined single limit of not less than \$2,000,000 per occurrence for injury to or death of persons and damage to or loss or destruction of property. *Access will not be authorized until all insurance requirements are satisfied.*

- a. The certificate must name Norfolk Southern Railway Company, 1200 Peachtree St. NW, Atlanta, GA 30303 as the certificate holder. (NOTE: The right of entry agreement will define the exact name for the Railway as certificate holder.)
- b. The certificate shall name the certificate holder as an additional insured. Insurance, and all applicable application materials, shall be returned to RailPros with the return of the executed right of entry agreement through the application portal.

QUESTIONS?

Contact RailPros via Email or Phone:

Email: NS.Permitting@RailPros.com

Phone: (402)-965-0539 ext. 1

E. Norfolk Southern – Special Provisions for Protection of Railway Interests

1. AUTHORITY OF RAILROAD ENGINEER AND SPONSOR ENGINEER:

Norfolk Southern Railway Company, hereinafter referred to as “Railroad”, and their authorized representative shall have final authority in all matters affecting the safe maintenance of railroad traffic including the adequacy of the foundations and structures supporting the railroad tracks. For Public Projects impacting the Railroad, the Railroad’s Public Improvements Engineer or Engineer Planning, hereinafter referred to as “Railroad Engineer”, will serve as the authorized representative of the Railroad.

A general engineering consultant may be utilized to assist the Railroad Engineer in handling the Project, hereinafter referred to as “Construction Engineering Representative”.

Other designated personnel by the Railroad Engineer shall hereinafter be referred to as “Railroad Representative”.

The authorized representative of the Project Sponsor (“Sponsor”), hereinafter referred to as the “Sponsor’s Engineer”, shall have authority over all other matters as prescribed herein and in the Project Specifications.

The Sponsor’s Prime Contractor, hereinafter referred to as “Contractor” shall be responsible for completing any and all work in accordance with the terms prescribed herein and in the Project Specifications. This shall include the qualified protective services of a contractor directly hired by the Contractor to protect their workers and construction activities while working on or adjacent to Railroad property, hereinafter referred to as “Contractor Protective Services”.

This document titled E. Norfolk Southern – Special Provisions for Protection of Railway Interests shall hereinafter be referred to as “Special Provisions”.

These terms and conditions are subject to change without notice at the sole discretion of the Railroad. The Contractor must request the latest version of these Special Provisions from the Railroad prior to commencing work and must follow the requirements outlined therein.

2. AUTHORIZATION TO PROCEED:

- A. The Contractor shall not commence mobilizing to the Premises, as defined in the Norfolk Southern Contractor Right of Entry Agreement, until the Contractor has complied with the following conditions:
 1. Signed and received a fully executed copy of the required Norfolk Southern Contractor Right of Entry Agreement. Contractor Right of Entry Agreements to be submitted via email to the Railroad Engineer.
 2. Obtained written approval from the Railroad of Railroad Protective Liability Insurance coverage as required by paragraph 14 herein. It should be noted that the Railroad does not accept notation of Railroad Protective insurance on a certificate of liability insurance form or Binders as Railroad must have the full original countersigned policy. Further, please note that mere receipt of the policy is not the only issue but review for compliance. Due to the number of projects system-wide, it typically takes a minimum of 30-45 days for the Railroad to review.

3. Held a preconstruction meeting between the Contractor, the Sponsor, Railroad Engineer and/or their Construction Engineering Representative and the Railroad Representative(s). NOTE: Railroad Representative(s) may choose to not attend the preconstruction meeting at their discretion.
 4. Obtained Contractor Protective Services as required by Section 8 herein.
 5. Furnished a schedule for all construction activities which may impact the Railroad's property or operations. NOTE: Contractor Protective Services shall be provided any time construction activities are taking place on or adjacent to the Railroad Property and/or has the potential to foul the Railroad's track or operations as required by Section 8 herein.
 6. Schedule an onsite start-of-work meeting between the Contractor, Contractor Protective Services personnel, Railroad Engineer and/or their Construction Engineering Representative and the Railroad Representative(s). NOTE: Railroad Representative(s) may choose to not attend the start-of-work meeting at their discretion.
 8. Obtained written authorization to proceed from the Railroad to begin mobilization to the Premises, as defined in the Norfolk Southern Contractor Right of Entry Agreement, such authorization to include an outline of specific conditions with which the Contractor must comply. Written Authorization will be issued by the Railroad once all items on the Norfolk Southern Checklist for Construction - Direct Hire have been completed.
- B. The Railroad's written authorization to proceed with the work shall include the names, addresses, and telephone numbers of the Railroad Representative(s) and any specific Construction Engineering Representative who shall be notified as hereinafter required. Where more than one representative is designated, the area of responsibility of each representative shall be specified.
- C. All project-related utility work that is to occur on, over, or under Railroad right-of-way must be coordinated with the Norfolk Southern Pipe and Wire Program. The Contractor must receive approval from the Norfolk Southern Pipe and Wire Program prior to commencing any utility work.
3. NOTICE OF STARTING WORK:
- A. Before undertaking any construction activities on the Premises, as defined in the Norfolk Southern Contractor Right of Entry Agreement, the Contractor shall:
1. Notify the Railroad Representative(s) at least 72 hours in advance of any construction activities that Contractor Protective Services have been obtained for use.
 2. Hold an onsite start-of-work meeting between the Contractor, Contractor Protective Services personnel, Railroad Engineer and/or their Construction Engineering Representative and the Railroad Representative(s). NOTE: Railroad Representative(s) may choose to not attend the start of work meeting at their discretion.

Norfolk Southern Railway Company

3. Receive assurance from the qualified protective services contractor that the Contractor Protective Services are properly equipped and have been site specific trained by the Railroad Representative prior to performing the full duties of protecting the Contractor. Until assurance from the qualified protective services contractor is obtained, Contractor Protective Services may act as an observer until such Contractor Protective Services are site specific trained by the Railroad Representative. The reference to an “observer” is defined as a person who has the authority to deny access to Contractor’s workers and machinery to a specified Railroad operation zone as directed to the qualified protective services contractor by Railroad and prevent those potential to foul work events which may put the Contractor’s workers and machinery at risk for injury or damage.
4. INTERFERENCE WITH RAILROAD OPERATIONS:
- A. The Contractor shall so arrange and conduct the Contractor’s work that there will be no interference with Railroad’s operations, including train, signal, telephone and telegraphic services, or damage to the property of the Railroad or to poles, wires, and other facilities of tenants on the rights-of-way of the Railroad. Whenever work is liable to affect the operations or safety of trains, the method of doing such work shall first be submitted to the Railroad Engineer for approval, but such approval shall not relieve the Contractor from liability. Any work to be performed by the Contractor which requires Construction Engineering Representative inspection services shall be deferred by the Contractor until the Construction Engineering Representative inspection services are available at the job site. Contractor Protective Services shall be provided onsite any time construction activities are taking place on or adjacent to the Railroad Property and/or has the potential to foul the Railroad’s track or operations
 - B. Whenever work within Railroad’s rights-of-way is of such a nature that impediment to Railroad’s operations such as use of runaround tracks or necessity for reduced speed is unavoidable, the Contractor shall schedule and conduct the Contractor’s operations so that such impediment is reduced to the absolute minimum.
 - C. Should conditions arising from, or in connection with the work, require that immediate and unusual provisions be made to protect operations and property of the Railroad, the Contractor shall make such provisions. If in the judgment of the Railroad Engineer, or in the Railroad Engineer’s absence, the Railroad’s Division Engineer, such provisions are insufficient, either may require or provide such provisions as the Railroad deems necessary. In any event, such unusual provisions shall be at the Contractor’s expense and without cost to the Railroad or the Sponsor.
 - D. “One Call” Services do not locate buried Norfolk Southern Signals and Communications Lines. The contractor shall contact the Railroad’s representative 7 days in advance of work at those places where excavation, pile driving, or heavy loads may damage the Railroad’s underground facilities. Upon request from the Contractor or Sponsor, Railroad forces will locate and paint mark or flag the Railroad’s underground facilities. The Contractor shall avoid excavation or other disturbances of these facilities. If disturbance or excavation is required near a buried Railroad facility, the contractor shall coordinate with the Railroad to have the facility potholed manually with careful hand excavation. The facility shall be protected by the Contractor during the course of the disturbance under the supervision and direction of the Railroad’s Representative.

Norfolk Southern Railway Company

5. TRACK CLEARANCES:

- A. The minimum track clearances to be maintained by the Contractor during construction are shown on the Project Plans. If temporary clearances are not shown on the project plans, the following criteria shall govern the use of falsework and formwork above or adjacent to operated tracks.
1. A minimum vertical clearance of 22'-0" above top of highest rail shall be maintained at all times.
 2. A minimum horizontal clearance of 13'-0" from centerline of tangent track or 14'-0" from centerline of curved track shall be maintained at all times. Additional horizontal clearance may be required in special cases to be safe for operating conditions. This additional clearance will be as determined by the Railroad Engineer.
 3. All proposed temporary clearances which are less than those listed above must be submitted to Railroad Engineer for approval prior to construction and must also be authorized by the regulatory body of the State if less than the legally prescribed clearances.
 4. The temporary clearance requirements noted above shall also apply to all other physical obstructions including, but not limited to: stockpiled materials, parked equipment, placement or driving of piles, and bracing or other construction supports.

6. CONSTRUCTION PROCEDURES:

A. General:

1. Construction work and operations by the Contractor on Railroad property shall be:
 - a. Subject to the inspection and approval of the Railroad Engineer or their designated Construction Engineering Representative.
 - b. In accordance with the Railroad's written outline of specific conditions.
 - c. In accordance with the Railroad's general rules, regulations and requirements including those relating to safety, fall protection and personal protective equipment.
 - d. In accordance with these Special Provisions.
2. Submittal Requirements
 - a. The Contractor shall submit all construction related correspondence and submittals electronically to the Railroad Engineer and/or their designated Construction Engineering Representative.
 - b. The contractor should anticipate a minimum of 45 days for NS and their Construction Engineering Representative to complete the review of all construction submittals. Time frames for reviews can vary significantly depending on the complexity of the project and the quality of submittals. Submittals requiring input from other departments may require additional time.

- c. All work in the vicinity of the Railroad's property that has the potential to affect the Railroad's train operations or disturb the Railroad's property must be submitted and approved by the Railroad prior to work being performed.
- d. All submittals and calculations must be signed and sealed by a registered engineer licensed in the state of the project work.
- e. All submittals shall first be approved by the Sponsor's Engineer prior to submission to the Railroad Engineer for review. Submittals are reviewed by the Railroad for impacts to Railroad operations only; therefore, approval from the Railroad Engineer shall not relieve the Contractor from liability.
- f. For all construction projects, the following submittals, but not limited to those listed below, shall be provided for review and approval when applicable:
 - (1) General Means and Methods
 - (2) Ballast Protection
 - (3) Construction Excavation & Shoring
 - (4) Pipe, Culvert, & Tunnel Installations
 - (5) Demolition Procedure
 - (6) Erection & Hoisting Procedure
 - (7) Debris Shielding or Containment
 - (8) Blasting
 - (9) Formwork for the bridge deck, diaphragms, overhang brackets, and protective platforms
 - (10) Bent Cap Falsework. A lift plan will be required if the contractor want to move the falsework over the tracks.
- g. For Undergrade Bridges (Bridges carrying the Railroad) the following submittals in addition to those listed above shall be provided for review and approval:
 - (1) Girder Shop Drawings including welding/fabrication procedures
 - (2) Bearing Shop Drawings and Material Certifications
 - (3) Shop Drawings for drainage, handrails/fencing, and expansion dams
 - (4) Concrete Mix Design
 - (5) Structural Steel, Rebar, and/or Strand Certifications
 - (6) 28-day Cylinder Test for Concrete Strength
 - (7) Waterproofing Material Certification
 - (8) Dampproofing materials
 - (9) Test Reports for all steel
 - (10) Foundation Construction Reports

Other submittals may be required upon request from the Railroad. Fabrication may not begin until the Railroad has approved the required shop drawings.

- h. The Contractor shall include in all submissions a detailed narrative indicating the progression of work with the anticipated timeframe to complete each task. Work will not be permitted to commence until the Contractor has provided the Railroad with a satisfactory plan that the project will be undertaken without scheduling, performance, or safety related issues. Submissions shall also provide: a listing of the anticipated equipment to be used, plan and profile views showing the location of all equipment to be used relative to the track centerline(s) shown, and a contingency plan of action covering the event that a primary piece of equipment malfunctions.

B. Ballast Protection

1. The Contractor shall submit the proposed ballast protection system detailing the specific filter fabric and anchorage system to be used during all construction activities.
2. The ballast protection is to extend 25' beyond the proposed limit of work, be installed at the start of the project and be continuously maintained to prevent all contaminants from entering the ballast section of all tracks for the entire duration of the project.

C. Excavation:

1. The subgrade of an operated track shall be maintained with edge of berm at least 10'-0" from centerline of track and not more than 24-inches below top of rail. Contractor will not be required to make existing section meet this specification if substandard, in which case the existing section will be maintained.
2. Additionally, the Railroad will require the installation of an OSHA approved handrail and orange construction safety fencing for all excavations of the Railroad right-of-way.

D. Excavation for Structures and Shoring Protection:

1. The Contractor will be required to take special precaution and care in connection with excavating and shoring pits, and in driving piles or sheeting for footings adjacent to tracks to provide adequate lateral support for the tracks and the loads which they carry, without disturbance of track alignment and surface, and to avoid obstructing track clearances with working equipment, tools or other material.
2. The use of shoring systems utilizing tiebacks shall not be permitted without written approval from the Railroad Engineer.
3. Shoring systems utilizing trench boxes shall not be permitted within the Theoretical Railroad Embankment (Zones 1, 2, or 3) as shown on NS Typical Drawing No. 4 – Shoring Requirements without written approval from the Railroad Engineer.
4. All plans and calculations for shoring shall be prepared, signed, and sealed by a Registered Professional Engineer licensed in the state of the proposed project, in accordance with Norfolk Southern's Overhead Grade Separation Design Criteria, subsection H.1.6 - Construction Excavation (Refer to Norfolk Southern Public Improvement Projects Manual Appendix H). The Registered Professional Engineer will be responsible for the accuracy for all controlling dimensions as well as the selection of soil design values which will accurately reflect the actual field conditions.

5. The Contractor shall provide a detailed installation and removal plan of the shoring components. Any component that will be installed via the use of a crane or any other lifting device shall be subject to the guidelines outlined in Section 6.G of these Special Provisions.
 6. The Contractor shall be required to survey the track(s) and Railroad embankment and provide a cross section of the proposed excavation in relation to the tracks.
 7. Calculations for the proposed shoring should include deflection calculations. The maximum deflection for excavations within 18'-0" of the centerline of the nearest track shall be 3/8". For all other cases, the max deflection shall not exceed 1/2".
 8. Additionally, the Railroad will require the installation of an OSHA approved handrail and orange construction safety fencing for all excavations of the Railroad right-of-way.
 9. The front face of shoring located closest to the NS track for all shoring setups located in Zone 2 (shown on NS Typical Drawing No. 4 – Shoring Requirements in Appendix I) shall remain in place and be cut off 2'-0" below the final ground elevation. The remaining shoring in Zone 2 and all shoring in Zone 1 may be removed and all voids must be backfilled with flowable fill.
- E. Pipe, Culvert, & Tunnel Installations
1. Pipe, Culvert, & Tunnel Installations shall be in accordance with the appropriate Norfolk Southern Design Specification as noted below:
 - a. For Open Cut Method refer to Norfolk Southern Public Improvement Projects Manual Appendix H.4.6.
 - b. For Jack and Bore Method refer to Norfolk Southern Public Improvement Projects Manual Appendix H.4.7.
 - c. For Tunneling Method refer to Norfolk Southern Public Improvement Projects Manual Appendix H.4.8.
 2. The installation methods provided are for pipes carrying storm water or open flow runoff. All other closed pipeline systems shall be installed in accordance Norfolk Southern's Pipe and Wire Program and the NSCE-8.
- F. Demolition Procedures
1. General
 - a. Demolition plans are required for all spans over the track(s), for all spans adjacent to the track(s), if located on (or partially on) Railroad right-of-way; and in all situations where cranes will be situated on, over, or adjacent to Railroad right-of-way and within a distance of the boom length plus 15'-0" from the centerline of track.
 - b. Railroad tracks and other Railroad property must be protected from damage during the procedure.

Norfolk Southern Railway Company

- c. A pre-demolition meeting shall be conducted with the Sponsor, the Railroad Engineer and/or the Construction Engineering Representative, and the key Contractor's personnel prior to the start of the demolition procedure.
 - d. The Railroad Engineer and/or the Construction Engineering Representative must be present at the site during the entire demolition procedure period.
 - e. Demolition of existing bridge decks in spans over the Railroad shall be performed in a controlled manner (i.e. saw-cutting). No impact equipment (track-mounted hoe-ram, jackhammers, etc.) may be used over the Railroad without approval by the Railroad Engineer.
 - f. Existing, obsolete, bridge piers shall be removed to a sufficient depth below grade to enable restoration of the existing/proposed track ditch, but in no case less than 2'-0" below final grade.
2. Submittal Requirements
- a. In addition to the submittal requirements outlined in Section 6.A.2 of these Special Provisions, the Contractor shall submit the following for approval by the Railroad Engineer:
 - (1) A plan showing the location of cranes, horizontally and vertically, with proposed boom lengths, operating radii, counterweights, and delivery or disposal locations shown. The location of all tracks and other Railroad facilities as well as all obstructions such as wire lines, poles, adjacent structures, etc. must also be shown.
 - (2) Rating sheets showing that cranes or lifting devices are adequate for 150% of the actual weight of the pick, including all rigging components. A complete set of crane charts, including crane, counterweight, and boom nomenclature is to be submitted. Safety factors that may have been "built-in" to the crane charts are not to be considered when determining the 150% factor of safety.
 - (3) Plans and computations showing the weight of the pick must be submitted. Calculations shall be made from plans of the existing structure showing complete and sufficient details with supporting data for the demolition of the structure. If plans do not exist, lifting weights must be calculated from field measurements. The field measurements are to be made under the supervision of the Registered Professional Engineer submitting the procedure and calculations.

- (4) The Contractor shall provide a sketch of all rigging components from the crane's hook block to the object being hoisted. Catalog cuts or information sheets of all rigging components with their lifting capacities shall be provided. All rigging must be adequate for 150% of the actual weight of the pick. Safety factors that may have been "built-in" to the rating charts are not to be considered when determining the 150% factor of safety. All rigging components shall be clearly identified and tagged with their rated lifting capacities. The position of the rigging in the field shall not differ from what is shown on the final plan without prior review from the Sponsor and the Railroad.
- (5) A complete demolition procedure, including the order of lifts, time required for each lift, and any repositioning or re-hitching of the crane or cranes.
- (6) Design and supporting calculations for the temporary support of components, including but not limited to the stability of the superstructure during the temporary condition, temporary girder tie-downs and falsework.

3. Overhead Demolition Debris Shield

- a. The demolition debris shield shall be installed prior to the demolition of the bridge deck or other relevant portions of the superstructure over the track area to catch all falling debris.
- b. The demolition debris shield shall provide a minimum vertical clearance as specified in Section 5.A.1 of these Special Provisions or maintain the existing vertical clearance if the existing clearance is less than that specified in Section 5.A.1.
- c. The Contractor shall include the demolition debris shield installation/removal means and methods as part of the proposed demolition procedure submission.
- d. The Contractor shall submit the demolition debris shield design and supporting calculations for approval by the Railroad Engineer.
- e. The demolition debris shield shall have a minimum design load of 50 pounds per square foot plus the weight of the equipment, debris, personnel, and other loads to be carried.
- f. The Contractor shall include the proposed bridge deck removal procedure in its demolition means and methods and shall verify that the size and quantity of the demolition debris generated by the procedure does not exceed the shield design loads.
- g. The Contractor shall clean the demolition debris shield daily or more frequently as dictated either by the approved design parameters or as directed by the Railroad Engineer.

Norfolk Southern Railway Company

4. Vertical Demolition Debris Shield
 - a. A vertical demolition debris shield may be required for substructure removals in close proximity to the Railroad's track and other facilities, as determined by the Railroad Engineer.
- G. Erection & Hoisting Procedures
 1. General
 - a. Erection plans are required for all spans over the track(s), for all spans adjacent to the track(s), if located on (or partially on) Railroad right-of-way; and in all situations where cranes will be situated on, over, or adjacent to Railroad right-of-way and within a distance of the boom length plus 15'-0" from the centerline of track.
 - b. Neither crane handoffs nor "walking" of cranes with suspended load will be permitted for erection on or over Railroad right-of-way.
 - c. Railroad tracks and other Railroad property must be protected from damage during the erection procedure.
 - d. A pre-erection meeting shall be conducted with the Sponsor, the Railroad Engineer and/or the Construction Engineering Representative, and the key Contractor's personnel prior to the start of the erection procedure.
 - e. The Railroad Engineer and/or the Construction Engineering Representative must be present at the site during the entire erection procedure period.
 - f. For field splices located over Railroad property, a minimum of 50% of the holes for each connection shall be filled with bolts or pins prior to releasing the crane. A minimum of 50% of the holes filled shall be filled with bolts. All bolts must be appropriately tightened. Any changes to previously approved field splice locations must be submitted to the Railroad for review and approval. Refer to Norfolk Southern's Overhead Grade Separation Design Criteria for additional splice details (Norfolk Southern Public Improvement Projects Manual Appendix H.1, Section 4.A.3.).
 2. Submittal Requirements
 - a. In addition to the submittal requirements outlined in Section 6.A.2 of these provisions, the Contractor shall submit the following for approval by the Railroad Engineer:
 - (1) As-built beam seat elevations - All as-built bridge seats and top of rail elevations shall be furnished to the Railroad Engineer for review and verification at least 30 days in advance of the erection, to ensure that minimum vertical clearances as approved in the plans will be achieved.
 - (2) A plan showing the location of cranes, horizontally and vertically, with proposed boom lengths, operating radii, counterweights, and delivery or staging locations shown. The location of all tracks and other Railroad facilities as well as all obstructions such as wire lines, poles, adjacent structures, etc. must also be shown.

- (3) Rating sheets showing that cranes or lifting devices are adequate for 150% of the actual weight of the pick, including all rigging components. A complete set of crane charts, including crane, counterweight, and boom nomenclature is to be submitted. Safety factors that may have been “built-in” to the crane charts are not to be considered when determining the 150% factor of safety.
- (4) Plans and computations showing the weight of the pick must be submitted. Calculations shall be made from plans of the proposed structure showing complete and sufficient details with supporting data for the erection of the structure. If plans do not exist, lifting weights must be calculated from field measurements. The field measurements are to be made under the supervision of the Registered Professional Engineer submitting the procedure and calculations.
- (5) The Contractor shall provide a sketch of all rigging components from the crane’s hook block to the object being hoisted. Catalog cuts or information sheets of all rigging components with their lifting capacities shall be provided. All rigging must be adequate for 150% of the actual weight of the pick. Safety factors that may have been “built-in” to the rating charts are not to be considered when determining the 150% factor of safety. All rigging components shall be clearly identified and tagged with their rated lifting capacities. The position of the rigging in the field shall not differ from what is shown on the final plan without prior review from the Sponsor and the Railroad.
- (6) A complete erection procedure, including the order of lifts, time required for each lift, and any repositioning or re-hitching of the crane or cranes.
- (7) Design and supporting calculations for the temporary support of components, including but not limited to temporary girder tie-downs and falsework.

H. Blasting:

1. The Contractor shall obtain advance approval of the Railroad Engineer and the Sponsor Engineer for use of explosives on or adjacent to Railroad property. The request for permission to use explosives shall include a detailed blasting plan. If permission for use of explosives is granted, the Contractor will be required to comply with additional provisions as designated by the Railroad Engineer.

I. Track Monitoring

1. At the direction of the Railroad Engineer, any activity that has the potential to disturb the Railroad track structure may require the Contractor to submit a detailed track monitoring program for approval by the Railroad Engineer.

Norfolk Southern Railway Company

2. The program shall specify the survey locations, the distance between the location points, and frequency of monitoring before, during, and after construction. Railroad reserves the right to modify the survey locations and monitoring frequency as necessary during the project.
 3. The survey data shall be collected in accordance with the approved frequency and immediately furnished to the Railroad Engineer for analysis.
 4. If any movement has occurred as determined by the Railroad Engineer, the Railroad will be immediately notified. Railroad, at its sole discretion, shall have the right to immediately require all Contractor operations to be ceased and determine what corrective action is required. Any corrective action required by the Railroad or performed by the Railroad including the monitoring of corrective action of the Contractor will be at project expense.
- J. Maintenance of Railroad Facilities:
1. The Contractor will be required to maintain all ditches and drainage structures free of silt or other obstructions which may result from the Contractor's operations and provide and maintain any erosion control measures as required. The Contractor will promptly repair eroded areas within Railroad rights-of-way and repair any other damage to the property of the Railroad or its tenants.
 2. If, in the course of construction, it may be necessary to block a ditch, pipe or other drainage facility, temporary pipes, ditches, or other drainage facilities shall be installed to maintain adequate drainage, as approved by the Railroad Engineer. Upon completion of the work, the temporary facilities shall be removed, and the permanent facilities restored.
 3. All such maintenance and repair of damages due to the Contractor's operations shall be done at the Contractor's expense.
- K. Storage of Materials and Equipment:
1. Materials and equipment shall not be stored where they will interfere with Railroad operations, nor on the rights-of-way of the Railroad without first having obtained permission from the Railroad Engineer, and such permission will be with the understanding that the Railroad will not be liable for damage to such material and equipment from any cause and that the Railroad Engineer may move or require the Contractor to move, at the Contractor's expense, such material and equipment.
 2. All grading or construction machinery that is left parked near the track unattended by Contractor Protective Services shall be effectively immobilized so that it cannot be moved by unauthorized persons. The Contractor shall protect, defend, indemnify and save the Railroad, and any associated, controlled or affiliated corporation, harmless from and against all losses, costs, expenses, claim, or liability for loss or damage to property or the loss of life or personal injury, arising out of or incident to the Contractor's failure to immobilize grading or construction machinery.

Norfolk Southern Railway Company

L. Cleanup:

1. Upon completion of the work, the Contractor shall remove from within the limits of the Railroad rights-of-way, all machinery, equipment, surplus materials, falsework, rubbish or temporary buildings of the Contractor, and leave said rights-of-way in a neat condition satisfactory to the Railroad Engineer or the Railroad Representative.

7. DAMAGES:

- A. The Contractor shall assume all liability for any and all damages to the Contractor's work, employees, servants, equipment, and materials caused by Railroad traffic.
- B. Any cost incurred by the Railroad for repairing damages to its property or to property of its tenants, caused by or resulting from the operations of the Contractor, shall be paid directly to the Railroad by the Contractor.

8. CONTRACTOR PROTECTIVE SERVICES:

A. Requirements:

1. Qualified protective services are those services of a contractor, directly hired by the Prime Contractor, that have been vetted through the Railroad and are allowed to be performed on Railroad property.
2. Contractor Protective Services shall be onsite anytime construction activities are taking place on or adjacent to the Railroad Property and/or have the potential to foul the Railroad's track or operations.
3. Contractor Protective Services shall be those services of a subcontractor to the Contractor who have the ability to fully protect the Contractor's workers and machinery once the qualified protective services contractor confirms the Contractor Protective Services are properly equipped and site specific trained by the Railroad Representative. Contractor Protective Services may act as an observer until such Contractor Protective Services are site specific trained by the Railroad Representative. The reference to an "observer" is defined as a person who has the authority to deny access to Contractor's workers and machinery to a specified Railroad operation zone as directed to the qualified protective services contractor by Railroad and prevent those potential to foul work events which may put the Contractor's workers and machinery at risk for injury or damage.
4. Contractor Protective Services will not be allowed on the property until all items on the Norfolk Southern Checklist for Construction- Direct Hire have been completed and the authorization to proceed is given by the Railroad Engineer.
5. Under the terms of the agreement between the Sponsor and the Railroad, the Railroad has sole authority to determine the need for any Railroad Protective Services required to protect its operations or work designated to be done by the Railroad through the force account estimate.

Norfolk Southern Railway Company

9. HAUL ACROSS RAILROAD TRACK:

- A. Where the plans show or imply that materials of any nature must be hauled across the Railroad's track, unless the plans clearly show that the Sponsor has included arrangements for such haul in its agreement with the Railroad, the Contractor will be required to make all necessary arrangements with the Railroad regarding means of transporting such materials across the Railroad's track. The Contractor or Sponsor will be required to bear all costs incidental to such crossings whether services are performed by the Contractor's own forces or by Railroad personnel.
- B. No crossing may be established for use by the Contractor for transporting materials or equipment across the tracks of the Railroad unless specific authority for its installation, maintenance, use, until the Contractor has a fully executed a temporary private crossing agreement between the Contractor and Railroad. The approval process for an agreement normally takes 90 days.

10. WORK FOR THE BENEFIT OF THE CONTRACTOR:

- A. All temporary or permanent changes in wire lines or other facilities which are considered necessary to the project are shown on the plans; included in the force account agreement between the Sponsor and the Railroad or will be covered by appropriate revisions to same which will be initiated and approved by the Sponsor and/or the Railroad.
- B. Should the Contractor desire any changes in addition to the above, then the Contractor shall make separate arrangements with the Railroad for same to be accomplished at the Contractor's expense.

11. COOPERATION AND DELAYS:

- A. It shall be the Contractor's responsibility to arrange a schedule with the Railroad for accomplishing stage construction involving work by the Railroad or tenants of the Railroad. In arranging the Contractor's schedule, the Contractor shall ascertain, from the Railroad, the lead time required for assembling crews and materials and shall make due allowance therefore.
- B. No charge or claim of the Contractor against either the Sponsor or the Railroad will be allowed for hindrance or delay on account of railroad traffic; any work done by the Railroad or other delay incident to or necessary for safe maintenance of railroad traffic or for any delays due to compliance with these Special Provisions.

12. TRAINMAN'S WALKWAYS:

- A. Along the outer side of each exterior track of multiple operated track, and on each side of single operated track, an unobstructed continuous space suitable for trainman's use in walking along trains, extending to a line not less than 10 feet from centerline of track, shall be maintained. Any temporary impediments to walkways and track drainage encroachments or obstructions allowed during work hours while Railroad's Protective Service is provided shall be removed before the close of each workday. If there is any excavation near the walkway, a handrail, with 10'-0" minimum clearance from centerline of track, shall be placed and must conform to AREMA and/or FRA standards.

Norfolk Southern Railway Company

13. GUIDELINES FOR PERSONNEL ON RAILROAD RIGHT-OF-WAY:

- A. The Contractor and/or the Sponsor's personnel authorized to perform work on the Railroad's property as specified in Section 2 above are not required to complete Norfolk Southern Roadway Worker Protection Training; However, the Contractor and the Sponsor's personnel must be familiar with Norfolk Southern's standard operating rules and guidelines, should conduct themselves accordingly, and may be removed from the property for failure to follow these guidelines.
- B. All persons shall wear hard hats. Appropriate eye and hearing protection must be used. Working in shorts is prohibited. Shirts must cover shoulders, back and abdomen. Working in tennis or jogging shoes, sandals, boots with high heels, cowboy and other slip-on type boots is prohibited. Hard-sole, lace-up footwear, zippered boots or boots cinched up with straps which fit snugly about the ankle are adequate. Wearing of safety boots and reflective vests are required.
- C. No person is allowed to perform construction activities which may impact the Railroad's property or operations without specific authorization from the Contractor Protective Services.
- D. All persons working near track while train is passing are to lookout for dragging bands, chains and protruding or shifted cargo.
- E. No person is allowed to cross tracks without specific authorization from the Contractor Protective Services.
- F. All welders and cutting torches working within 25' of track must stop when train is passing.
- G. No steel tape or chain will be allowed to cross or touch rails without permission from the Contractor Protective Services.

14. GUIDELINES FOR EQUIPMENT ON RAILROAD RIGHT-OF-WAY:

- A. No crane or boom equipment will be allowed to set up to work or park within boom distance plus 15' of centerline of track without specific permission from Railroad Representative and Contractor Protective Services personnel.
- B. No crane or boom equipment will be allowed to foul track or lift a load over the track without the authorization from the Contractor Protective Services personnel who are site specific trained and properly equipped.
- C. All employees will stay with their machines when crane or boom equipment is pointed toward track.
- D. All cranes and boom equipment under load will stop work while train is passing (including pile driving).
- E. Swinging loads must be secured to prevent movement while train is passing.
- F. No loads will be suspended above a moving train.
- G. No equipment will be allowed within 25' of centerline of track without specific authorization of the Railroad Representative and Contractor Protective Services personnel.

Norfolk Southern Railway Company

- H. Trucks, tractors, or any equipment will not touch ballast line without specific permission from Railroad Representative and Contractor Protective Services personnel. At the beginning of each project that involves the Contractor working within 25' of the centerline of any track, orange construction fencing must be established. Orange construction fencing shall be established in accordance with the minimum temporary horizontal clearances contained in Section 5.A.2 and shall be maintained for the duration of construction.
- I. No equipment or load movement is permitted within 25' or above a standing train or Railroad equipment without specific authorization of the Contractor Protective Services personnel.
- J. All operating equipment within 25' of track must halt operations when a train is passing. All other operating equipment may be halted by the Contractor Protective Services personnel if said personnel views the operation to be dangerous to the passing train.
- K. All equipment, loads and cables are prohibited from touching rails.
- L. While clearing and grubbing, no vegetation will be removed from Railroad embankment with heavy equipment without specific permission from the Railroad Engineer, Railroad Representative and Contractor Protective Services personnel.
- M. No equipment or materials will be parked or stored on Railroad's property unless specific authorization is granted from the Railroad Engineer.
- N. All unattended equipment that is left parked on Railroad property shall be effectively immobilized so that it cannot be moved by unauthorized persons.
- O. All cranes and boom equipment will be turned away from track after each workday or whenever unattended by an operator.
- P. Prior to performing any crane operations, the Contractor shall establish a single point of contact for the Contractor Protective Services personnel to remain in communication with at all times. Contractor Protective Services personnel must also be in direct contact with the individual(s) directing the crane operation(s).

15. INSURANCE:

- A. In addition to any other forms of insurance or bonds required under the terms of the contract and specifications, the Prime Contractor will be required to carry insurance of the following kinds and amounts:
 - 1. A Commercial General Liability ("CGL") policy containing products and completed operations, bodily injury, property damage, and contractual liability coverage, with a combined single limit of not less than \$5,000,000 for each occurrence with a general aggregate limit of not less than \$5,000,000. Any portion of this requirement may be satisfied by a combination of General Liability and/or Excess/Umbrella Liability Coverage. The CGL policy shall provide additional insured coverage equivalent to at least as broad as ISO CG 20 10 11/85.

Norfolk Southern Railway Company

2. Automobile Liability Insurance with a current ISO occurrence form policy (or equivalent) and apply on an “any auto” (Symbol 1) basis, including coverage for all vehicles used in connection with the Work or Services on the leased property, providing annual limits of at least \$1,000,000 per occurrence for bodily injury and property damage combined including uninsured and underinsured motorist coverage, medical payment protection, and loading and unloading. This policy shall be endorsed to include Transportation Pollution Liability Broadened Coverage ISO CA 99 48 03 06 or MCS-90 if vehicles are subject to Federal jurisdiction. If this coverage is on a claims-made form, the Retro Active Date must be prior to the date of this Agreement and the policy endorsement must be maintained for not less than seven (7) years.
3. Workers’ Compensation Insurance to meet fully the requirement of any compensation act, plan, or legislative enactment applicable in connection with the death, disability or injury of Licensee’s officers, agents, servants, or employees arising directly or indirectly out of the performance of the work.
4. Employers’ Liability Insurance with limits of not less than \$1,000,000 each accident, \$1,000,000 policy limit for disease, and \$1,000,000 each employee for disease.
5. All insurance required in Section 15.A (excluding any Workers’ Compensation policy) shall name Norfolk Southern Railway and its parent, subsidiary, and affiliated companies as additional insureds with an appropriate endorsement to each policy.
6. All policies secured by Contractor, whether primary, excess, umbrella or otherwise, and providing coverage to the Railroad as an additional insured (i) are intended to take priority in responding and to pay before any insurance policies Railroad may have secured for itself must respond or pay and (ii) may not seek contribution from any policies the Railroad may have secured for itself.
7. No cross-liability exclusions are permitted that would apply to the additional insureds, and there may not be any restrictions in any policy that limits coverage for a claim brought by an additional insured against a named insured.
8. To the fullest extent permitted by law, all insurance furnished by Contractor in compliance with Section 15.A shall include a waiver of subrogation in favor of Railroad with an appropriate endorsement to each policy.
9. All policies required in Section 15.A shall not be subject to cancellation, termination, modification, changed, or non-renewed except upon thirty (30) days’ prior written notice to the additional insureds.
10. The insurance coverages maintained by Contractor shall not limit any indemnity obligations or other liabilities. The insurance available to Railroad and its parent, subsidiary and affiliated companies as additional insureds shall not be limited by these requirements should Licensee maintain higher coverage limits.
11. Any deductibles or retentions in excess of \$50,000 maintained on any insurance required in 15.A shall be disclosed and approved by Railroad with a request made for approval to NSRISK3@nscorp.com.

Norfolk Southern Railway Company

12. Anyone subcontractor providing work on this project must extend CG 20 38 (or broader coverage) additional Insured endorsement to provide coverage for up stream parties.
 13. Contractor shall require all subcontractors who are not covered by the insurance carried by Contractor to obtain commercially reasonable insurance coverage, but not less than the requirements of 15.A.
- B. In addition to the insurances required in Section 15.A, the Contractor shall also procure on behalf of the Railroad for the entirety of the project:
1. Railroad Protective Liability (RPL) Insurance having a combined single limit of not less than \$5,000,000 each occurrence and \$10,000,000 in the aggregate applying separately to each annual period. Said policy shall provide coverage for all loss, damage or expense arising from bodily injury and property damage liability, and physical damage to property attributed to acts or omissions at the job site.

The standards for the Railroad Protective Liability Insurance are as follows:

- a. The insurer must be rated A- or better by A.M. Best Company, Inc.
- b. The policy must be written using one of the following combinations of Insurance Services Office ("ISO") RPL Insurance Form Numbers:
 - (1) CG 00 35 01 96 and CG 28 31 10 93; or
 - (2) CG 00 35 07 98 and CG 28 31 07 98; or
 - (3) CG 00 35 10 01; or
 - (4) CG 00 35 12 04; or
 - (5) CG 00 35 12 07; or
 - (6) CG 00 35 04 13.

- c. The named insured shall read:

Norfolk Southern Corporation and its subsidiaries and affiliates
 650 West Peachtree Street NW – Box 46
 Atlanta, GA 30308
 Attn: Risk Manager

(NOTE: Railroad does not share coverage on RPL with any other entity on this policy)

- d. The description of operations must appear on the Declarations, must match the project description in this agreement, and must include the appropriate Sponsor project and contract identification numbers.
- e. The job location must appear on the Declarations and must include the city, state, and appropriate highway name/number. **NOTE: Do not include any references to milepost, valuation station, or mile marker on the insurance policy.**
- f. The name and address of the prime Contractor must appear on the Declarations.

Norfolk Southern Railway Company

- g. The name and address of the Sponsor must be identified on the Declarations as the "Involved Governmental Authority or Other Contracting Party."
- h. Endorsements/forms that are **required** are:
 - (1) Physical Damage to Property Amendment
 - (2) Terrorism Risk Insurance Act (TRIA) coverage must be included
- i. Other endorsements/forms that will be accepted are:
 - (1) Broad Form Nuclear Exclusion – Form IL 00 21
 - (2) 30-day Advance Notice of Non-renewal or cancellation
 - (3) Required State Cancellation Endorsement
 - (4) Quick Reference or Index Form CL/IL 240
- j. Endorsements/forms that are NOT acceptable are:
 - (1) Any Pollution Exclusion Endorsement except CG 28 31
 - (2) Any Punitive or Exemplary Damages Exclusion
 - (3) Known injury or Damage Exclusion form CG 00 59
 - (4) Any Common Policy Conditions form
 - (5) An Endorsement that limits or excludes Professional Liability coverage
 - (6) A Non-Cumulation of Liability or Pyramiding of Limits Endorsement
 - (7) An Endorsement that excludes TRIA coverage
 - (8) A Sole Agent Endorsement
 - (9) Any type of deductible endorsement or amendment
 - (10) Any other endorsement/form not specifically authorized in item no. 2.h above.

SPONSOR:

RAILROAD:

Risk Management
 Norfolk Southern Corporation and its subsidiaries
 650 West Peachtree Street NW – Box 46
 Atlanta, GA 30308
NSRISK3@NSCORP.COM

- C. All insurance required under Section 15.A and 15.B shall be underwritten by insurers and be of such form and content, as may be acceptable to the Railroad. Prior to entry on Railroad right-of-way, the original electronic RPL Insurance Policy shall be submitted by the Prime Contractor to the Railroad at NSRISK3@NSCORP.COM for review and approval. In addition, certificates of insurance evidencing the Prime Contractor's insurance compliant with the requirements in 15.A shall be issued to the Railroad at NSRISK3@NSCORP.COM at the same time the RPL Policy is submitted.
- D. The insurance required herein shall in no way serve to limit the liability of Sponsor or its Contractors under the terms of this agreement.

E. Insurance Submission Procedures

1. The Railroad will only accept initial insurance submissions via email to NSRISK3@NSCORP.COM. The Railroad will NOT accept initial insurance submissions via hard copies that would be sent either US Mail or Overnight carrier or faxes as only electronic versions only are to be submitted to Railroad. **Please provide point of contact information with the submission including a phone number and email address.**

For email insurance submissions, the subject line should follow the format provided unless otherwise directed by the Railroad Engineer:

Insurance Submittal: City, State – NS File Number – NS Milepost – Project Name – Sponsor Project #

2. Railroad requires the following two (2) forms of insurance in the initial electronic insurance submission to NSRISK3@NSCORP.COM to be submitted under a cover letter providing details of the project and containing the contact information:
 - a. The full original or certified true electronic countersigned copy of the RPL Insurance Policy in its entirety inclusive of all declarations, schedule of forms and endorsements along with the policy forms and endorsements as required in Section 15.B.
 - b. A certificate of insurance from the Contractor evidencing the Contractor's insurance in Section 15.A (i.e. the Contractor's commercial general, automobile, and workers' compensation liability insurance, etc.). The certificate must show Norfolk Southern Railroad and its subsidiaries and affiliated companies as an additional insured on the General Liability and Auto policies. The certificate should also indicate that the Workers' Compensation policy waives subrogation against Norfolk Southern Corporation and its subsidiaries. See Appendix J for a Sample Certificate of Insurance.

16. FAILURE TO COMPLY:

- A. In the event the Contractor violates or fails to comply with any of the requirements of these Special Provisions:
 1. The Railroad Engineer may require that the Contractor vacate Railroad property.
 2. The Sponsor's Engineer may withhold all monies due the Contractor on monthly statements.
- B. Any such orders shall remain in effect until the Contractor has remedied the situation to the satisfaction of the Railroad Engineer and the Sponsor's Engineer.

17. PAYMENT FOR COST OF COMPLIANCE:

- A. No separate payment will be made for any extra cost incurred on account of compliance with these Special Provisions. All such costs shall be included in prices bid for other items of the work as specified in the payment items.



Norfolk Southern Railway Company

18. PROJECT INFORMATION

- A. Date: _____
- B. NS File No.: _____
- C. NS Milepost: _____
- D. Sponsor's Project No. _____

ST-1


Project P-5705A

Mecklenburg County

PROJECT SPECIAL PROVISIONS STRUCTURE

Table of Contents

Item		Page #
Terms and Definitions	(SPECIAL)	ST-2
Falsework and Formwork	(2-14-22)	ST-3
Submittal of Working Drawings	(2-14-22)	ST-10
Crane Safety	(6-20-19)	ST-16
Grout for Structures	(12-1-17)	ST-17
Portland Cement	(SPECIAL)	ST-18
Fine and Coarse Aggregate	(SPECIAL)	ST-18



ST-2

Project P-5705A

Mecklenburg County

TERMS AND DEFINITIONS

(SPECIAL)

Unless noted otherwise, the following terms and their associated definitions are applicable throughout these Project Special Provisions:

Terms

Definitions

Railway, Railway Company,
Railroad, Railroad Company

Norfolk Southern Corporation

Railroad Engineer

The authorized representative of the Railway.

AREMA

American Railway Engineering and
Maintenance-of-Way Association.

NCDOT, Department,
Department of Transportation

North Carolina Department of Transportation.

Standard Specifications,
Specifications

NCDOT Standard Specifications for Roads and
Structures, January 2018.

Engineer, Department's Engineer
Project Engineer, Highway Engineer

The authorized representative of the NCDOT.

Inspector, Department's Inspector

The authorized inspector of the NCDOT.

ST-3

Project P-5705A

Mecklenburg County

FALSEWORK AND FORMWORK

(2-14-22)

1.0 DESCRIPTION

Use this Special Provision as a guide to develop temporary works submittals required by the Standard Specifications or other provisions; no additional submittals are required herein. Such temporary works include, but are not limited to, falsework and formwork.

Falsework is any temporary construction used to support the permanent structure until it becomes self-supporting. Formwork is the temporary structure or mold used to retain plastic or fluid concrete in its designated shape until it hardens. Access scaffolding is a temporary structure that functions as a work platform that supports construction personnel, materials, and tools, but is not intended to support the structure. Scaffolding systems that are used to temporarily support permanent structures (as opposed to functioning as work platforms) are considered to be falsework under the definitions given. Shoring is a component of falsework such as horizontal, vertical, or inclined support members. Where the term “temporary works” is used, it includes all of the temporary facilities used in bridge construction that do not become part of the permanent structure.

Design and construct safe and adequate temporary works that will support all loads imposed and provide the necessary rigidity to achieve the lines and grades shown on the plans in the final structure.

2.0 MATERIALS

Select materials suitable for temporary works; however, select materials that also ensure the safety and quality required by the design assumptions. The Engineer has authority to reject material on the basis of its condition, inappropriate use, safety, or nonconformance with the plans. Clearly identify allowable loads or stresses for all materials or manufactured devices on the plans. Revise the plan and notify the Engineer if any change to materials or material strengths is required.

3.0 DESIGN REQUIREMENTS

A. WORKING DRAWINGS

Provide working drawings for items as specified in the contract, or as required by the Engineer, with design calculations and supporting data in sufficient detail to permit a structural and safety review of the proposed design of the temporary work.

On the drawings, show all information necessary to allow the design of any component to be checked independently as determined by the Engineer.

When concrete placement is involved, include data such as the drawings of proposed sequence, rate of placement, direction of placement, and location of all construction joints.

ST-4**Project P-5705A****Mecklenburg County**

When required, have the drawings and calculations prepared under the guidance of, and sealed by, a North Carolina Registered Professional Engineer who is knowledgeable in temporary works design.

If requested by the Engineer, submit with the working drawings manufacturer's catalog data listing the weight of all construction equipment that will be supported on the temporary work. Show anticipated total settlements and/or deflections of falsework and forms on the working drawings. Include falsework footing settlements, joint take-up, and deflection of beams or girders.

As an option for the Contractor, overhang falsework hangers may be uniformly spaced, at a maximum of 36 inches, provided the following conditions are met:

Member Type (PCG)	Member Depth, (inches)	Max. Overhang Width, (inches)	Max. Slab Edge Thickness, (inches)	Max. Screed Wheel Weight, (lbs.)	Bracket Min. Vertical Leg Extension, (inches)
II	36	39	14	2000	26
III	45	42	14	2000	35
IV	54	45	14	2000	44
MBT	63	51	12	2000	50
MBT	72	55	12	1700	48

Overhang width is measured from the centerline of the girder to the edge of the deck slab. For Type II, III & IV prestressed concrete girders (PCG), 45-degree cast-in-place half hangers and rods must have a minimum safe working load of 6,000 lbs.

For MBT prestressed concrete girders, 45-degree angle holes for falsework hanger rods shall be cast through the girder top flange and located, measuring along the top of the member, 1'-2 1/2" from the edge of the top flange. Hanger hardware and rods must have a minimum safe working load of 6,000 lbs.

For links slabs, the tops of girders directly beneath the link slab shall be free of overhang falsework attachments or other hardware. Submit calculations and working drawings for overhang falsework in the link slab region.

The overhang bracket provided for the diagonal leg shall have a minimum safe working load of 3,750 lbs. The vertical leg of the bracket shall extend to the point that the heel bears on the girder bottom flange, no closer than 4 inches from the bottom of the member. However, for 72-inch members, the heel of the bracket shall bear on the web, near the bottom flange transition.

Provide adequate overhang falsework and determine the appropriate adjustments for deck geometry, equipment, casting procedures and casting conditions.

If the optional overhang falsework spacing is used, indicate this on the falsework submittal and advise the girder producer of the proposed details. Failure to notify the

ST-5

Project P-5705A

Mecklenburg County

Engineer of hanger type and hanger spacing on prestressed concrete girder casting drawings may delay the approval of those drawings.

Falsework hangers that support concentrated loads and are installed at the edge of thin top flange concrete girders (such as bulb tee girders) shall be spaced so as not to exceed 75% of the manufacturer's stated safe working load. Use of dual leg hangers (such as Meadow Burke HF-42 and HF-43) are not allowed on concrete girders with thin top flanges. Design the falsework and forms supporting deck slabs and overhangs on girder bridges so that there will be no differential settlement between the girders and the deck forms during placement of deck concrete.

When staged construction of the bridge deck is required, detail falsework and forms for screed and fluid concrete loads to be independent of any previous deck pour components when the mid-span girder deflection due to deck weight is greater than $\frac{3}{4}$ ".

Note on the working drawings any anchorages, connectors, inserts, steel sleeves or other such devices used as part of the falsework or formwork that remains in the permanent structure. If the plan notes indicate that the structure contains the necessary corrosion protection required for a Corrosive Site, epoxy coat, galvanize or metalize these devices. Electroplating will not be allowed. Any coating required by the Engineer will be considered incidental to the various pay items requiring temporary works.

ST-6**Project P-5705A****Mecklenburg County**

Design falsework and formwork requiring submittals in accordance with the 1995 AASHTO *Guide Design Specifications for Bridge Temporary Works* except as noted herein.

1. Wind Loads

Table 2.2 of Article 2.2.5.1 is modified to include wind velocities up to 110 mph. In addition, Table 2.2A is included to provide the maximum wind speeds by county in North Carolina.

Table 2.2 - Wind Pressure Values

Height Zone feet above ground	Pressure, lb/ft ² for Indicated Wind Velocity, mph				
	70	80	90	100	110
0 to 30	15	20	25	30	35
30 to 50	20	25	30	35	40
50 to 100	25	30	35	40	45
over 100	30	35	40	45	50

2. Time of Removal

The following requirements replace those of Article 3.4.8.2.

Do not remove forms until the concrete has attained strengths required in Article 420-16 of the Standard Specifications and these Special Provisions.

Do not remove forms until the concrete has sufficient strength to prevent damage to the surface.

ST-7**Project P-5705A****Mecklenburg County****Table 2.2A - Steady State Maximum Wind Speeds by Counties in North Carolina**

COUNTY	25 YR (mph)	COUNTY	25 YR (mph)	COUNTY	25 YR (mph)
Alamance	70	Franklin	70	Pamlico	100
Alexander	70	Gaston	70	Pasquotank	100
Alleghany	70	Gates	90	Pender	100
Anson	70	Graham	80	Perquimans	100
Ashe	70	Granville	70	Person	70
Avery	70	Greene	80	Pitt	90
Beaufort	100	Guilford	70	Polk	80
Bertie	90	Halifax	80	Randolph	70
Bladen	90	Harnett	70	Richmond	70
Brunswick	100	Haywood	80	Robeson	80
Buncombe	80	Henderson	80	Rockingham	70
Burke	70	Hertford	90	Rowan	70
Cabarrus	70	Hoke	70	Rutherford	70
Caldwell	70	Hyde	110	Sampson	90
Camden	100	Iredell	70	Scotland	70
Carteret	110	Jackson	80	Stanley	70
Caswell	70	Johnston	80	Stokes	70
Catawba	70	Jones	100	Surry	70
Cherokee	80	Lee	70	Swain	80
Chatham	70	Lenoir	90	Transylvania	80
Chowan	90	Lincoln	70	Tyrell	100
Clay	80	Macon	80	Union	70
Cleveland	70	Madison	80	Vance	70
Columbus	90	Martin	90	Wake	70
Craven	100	McDowell	70	Warren	70
Cumberland	80	Mecklenburg	70	Washington	100
Currituck	100	Mitchell	70	Watauga	70
Dare	110	Montgomery	70	Wayne	80
Davidson	70	Moore	70	Wilkes	70
Davie	70	Nash	80	Wilson	80
Duplin	90	New Hanover	100	Yadkin	70
Durham	70	Northampton	80	Yancey	70
Edgecombe	80	Onslow	100		
Forsyth	70	Orange	70		

ST-8

Project P-5705A

Mecklenburg County

B. REVIEW AND APPROVAL

The Engineer is responsible for the review and approval of temporary works' drawings.

Submit the working drawings sufficiently in advance of proposed use to allow for their review, revision (if needed), and approval without delay to the work.

The time period for review of the working drawings does not begin until complete drawings and design calculations, when required, are received by the Engineer.

Do not start construction of any temporary work for which working drawings are required until the drawings have been approved. Such approval does not relieve the Contractor of the responsibility for the accuracy and adequacy of the working drawings.

4.0 CONSTRUCTION REQUIREMENTS

All requirements of Section 420 of the Standard Specifications apply.

Construct temporary works in conformance with the approved working drawings. Ensure that the quality of materials and workmanship employed is consistent with that assumed in the design of the temporary works. Do not weld falsework members to any portion of the permanent structure unless approved. Show any welding to the permanent structure on the approved construction drawings.

Provide tell-tales attached to the forms and extending to the ground, or other means, for accurate measurement of falsework settlement. Make sure that the anticipated compressive settlement and/or deflection of falsework does not exceed 1 inch. For cast-in-place concrete structures, make sure that the calculated deflection of falsework flexural members does not exceed 1/240 of their span regardless of whether or not the deflection is compensated by camber strips.

A. MAINTENANCE AND INSPECTION

Inspect and maintain the temporary work in an acceptable condition throughout the period of its use. Certify that the manufactured devices have been maintained in a condition to allow them to safely carry their rated loads. Clearly mark each piece so that its capacity can be readily determined at the job site.

Perform an in-depth inspection of an applicable portion(s) of the temporary works, in the presence of the Engineer, not more than 24 hours prior to the beginning of each concrete placement. Inspect other temporary works at least once a month to ensure that they are functioning properly. Have a North Carolina Registered Professional Engineer inspect the cofferdams, shoring, sheathing, support of excavation structures, and support systems for load tests prior to loading.

ST-9

Project P-5705A

Mecklenburg County

B. FOUNDATIONS

Determine the safe bearing capacity of the foundation material on which the supports for temporary works rest. If required by the Engineer, conduct load tests to verify proposed bearing capacity values that are marginal or in other high-risk situations.

The use of the foundation support values shown on the contract plans of the permanent structure is permitted if the foundations are on the same level and on the same soil as those of the permanent structure.

Allow for adequate site drainage or soil protection to prevent soil saturation and washout of the soil supporting the temporary works supports.

If piles are used, the estimation of capacities and later confirmation during construction using standard procedures based on the driving characteristics of the pile is permitted. If preferred, use load tests to confirm the estimated capacities; or, if required by the Engineer conduct load tests to verify bearing capacity values that are marginal or in other high risk situations.

The Engineer reviews and approves the proposed pile and soil bearing capacities.

5.0 REMOVAL

Unless otherwise permitted, remove and keep all temporary works upon completion of the work. Do not disturb or otherwise damage the finished work.

Remove temporary works in conformance with the contract documents. Remove them in such a manner as to permit the structure to uniformly and gradually take the stresses due to its own weight.

6.0 METHOD OF MEASUREMENT

Unless otherwise specified, temporary works will not be directly measured.

7.0 BASIS OF PAYMENT

Payment at the contract unit prices for the various pay items requiring temporary works will be full compensation for the above falsework and formwork.

ST-10**Project P-5705A****Mecklenburg County****SUBMITTAL OF WORKING DRAWINGS****(2-14-22)****1.0 GENERAL**

Submit working drawings in accordance with Article 105-2 of the *Standard Specifications* and this provision. For this provision, “submittals” refers to only those listed in this provision. The list of submittals contained herein does not represent a list of required submittals for the project. Submittals are only necessary for those items as required by the contract. Make submittals that are not specifically noted in this provision directly to the Engineer. Either the Structures Management Unit or the Geotechnical Engineering Unit or both units will jointly review submittals.

If a submittal contains variations from plan details or specifications or significantly affects project cost, field construction or operations, discuss the submittal with and submit all copies to the Engineer. State the reason for the proposed variation in the submittal. To minimize review time, make sure all submittals are complete when initially submitted. Provide a contact name and information with each submittal. Direct any questions regarding submittal requirements to the Engineer, Structures Management Unit contacts or the Geotechnical Engineering Unit contacts noted below.

To facilitate in-plant inspection by NCDOT and approval of working drawings, provide the name, address and telephone number of the facility where fabrication will actually be done if different than shown on the title block of the submitted working drawings. This includes, but is not limited to, precast concrete items, prestressed concrete items and fabricated steel or aluminum items.

2.0 ADDRESSES AND CONTACTS

For submittals to the Structures Management Unit, use the following addresses:

Via Email: SMU-wdr@ncdot.gov (do not cc SMU Working Drawings staff)

Via US mail:

Mr. B. C. Hanks, P. E.
State Structures Engineer
North Carolina Department
of Transportation
Structures Management Unit
1581 Mail Service Center
Raleigh, NC 27699-1581

Attention: Mr. J. L. Bolden, P. E.

Via other delivery service:

Mr. B. C. Hanks, P. E.
State Structures Engineer
North Carolina Department
of Transportation
Structures Management Unit
1000 Birch Ridge Drive
Raleigh, NC 27610

Attention: Mr. J. L. Bolden, P. E.

For submittals to the Geotechnical Engineering Unit, use the following addresses:

For projects in Divisions 1-7, use the following Eastern Regional Office addresses:

ST-11

Project P-5705A

Mecklenburg County

Via Email: EastGeotechnicalSubmittal@ncdot.gov

Via US mail:

Mr. David Hering, L.G., P. E.
Assistant State Geotechnical
Engineer – Eastern Region
North Carolina Department
of Transportation
Geotechnical Engineering Unit
Eastern Regional Office
1570 Mail Service Center
Raleigh, NC 27699-1570

Via other delivery service:

Mr. David Hering, L.G., P. E.
Assistant State Geotechnical
Engineer – Eastern Region
North Carolina Department
of Transportation
Geotechnical Engineering Unit
Eastern Regional Office
3301 Jones Sausage Road, Suite 100
Garner, NC 27529

For projects in Divisions 8-14, use the following Western Regional Office addresses:

Via Email: WestGeotechnicalSubmittal@ncdot.gov

Via US mail or other delivery service:

Mr. Eric Williams, P. E.
Assistant State Geotechnical
Engineer – Western Region
North Carolina Department
of Transportation
Geotechnical Engineering Unit
Western Regional Office
5253 Z Max Boulevard
Harrisburg, NC 28075

The status of the review of structure-related submittals sent to the Structures Management Unit can be viewed from the Unit's website, via the "[Drawing Submittal Status](#)" link.

The status of the review of geotechnical-related submittals sent to the Geotechnical Engineering Unit can be viewed from the Unit's website, via the "[Geotechnical Construction Submittals](#)" link.

Direct any questions concerning submittal review status, review comments or drawing markups to the following contacts:

Primary Structures Contact:

James Bolden (919) 707 – 6408
jlbolden@ncdot.gov

Secondary Structures Contacts:

Emmanuel Omile (919) 707 – 6451
eomile@ncdot.gov

Madonna Rorie (919) 707 – 6508
mrorie@ncdot.gov

ST-12**Project P-5705A****Mecklenburg County**

Eastern Regional Geotechnical Contact (Divisions 1-7):

David Hering (919) 662 – 4710
dthering@ncdot.gov

Western Regional Geotechnical Contact (Divisions 8-14):

Eric Williams (704) 455 – 8902
ewilliams3@ncdot.gov

3.0 SUBMITTAL COPIES

Furnish one complete copy of each submittal, including all attachments, to the Engineer. At the same time, submit a copy of the same complete submittal directly to the Structures Management Unit and/or the Geotechnical Engineering Unit as specified in the tables below.

The first table below covers “Structure Submittals.” The Engineer will receive review comments and drawing markups for these submittals from the Structures Management Unit. The second table in this section covers “Geotechnical Submittals.” The Engineer will receive review comments and drawing markups for these submittals from the Geotechnical Engineering Unit.

Unless otherwise required, submit one set of supporting calculations to either the Structures Management Unit or the Geotechnical Engineering Unit unless both units require submittal copies in which case submit a set of supporting calculations to each unit. Provide additional copies of any submittal as directed.

STRUCTURE SUBMITTALS

Submittal	Submittal Required by Structures Management Unit?	Submittal Required by Geotechnical Engineering Unit?	Contract Reference Requiring Submittal ¹
Arch Culvert Falsework	Y	N	Plan Note, SN Sheet & “Falsework and Formwork”
Box Culvert Falsework ⁷	Y	N	Plan Note, SN Sheet & “Falsework and Formwork”
Cofferdams	Y	Y	Article 410-4
Foam Joint Seals ⁶	Y	N	“Foam Joint Seals”
Expansion Joint Seals (hold down plate type with base angle)	Y	N	“Expansion Joint Seals”
Expansion Joint Seals (modular)	Y	N	“Modular Expansion Joint Seals”

ST-13**Project P-5705A****Mecklenburg County**

Expansion Joint Seals (strip seals)	Y	N	“Strip Seal Expansion Joints”
Falsework & Forms ² (substructure)	Y	N	Article 420-3 & “Falsework and Formwork”
Falsework & Forms (superstructure)	Y	N	Article 420-3 & “Falsework and Formwork”
Girder Erection over Railroad	Y	N	Railroad Provisions
Maintenance and Protection of Traffic Beneath Proposed Structure	Y	N	“Maintenance and Protection of Traffic Beneath Proposed Structure at Station ____”
Metal Bridge Railing	Y	N	Plan Note
Metal Stay-in-Place Forms	Y	N	Article 420-3
Metalwork for Elastomeric Bearings ^{4,5}	Y	N	Article 1072-8
Miscellaneous Metalwork ^{4,5}	Y	N	Article 1072-8
Disc Bearings ⁴	Y	N	“Disc Bearings”
Overhead and Digital Message Signs (DMS) (metalwork and foundations)	Y	N	Applicable Provisions
Placement of Equipment on Structures (cranes, etc.)	Y	N	Article 420-20
Prestressed Concrete Box Beam (detensioning sequences) ³	Y	N	Article 1078-11
Precast Concrete Box Culverts	Y	N	“Optional Precast Reinforced Concrete Box Culvert at Station ____”
Prestressed Concrete Cored Slab (detensioning sequences) ³	Y	N	Article 1078-11
Prestressed Concrete Deck Panels	Y	N	Article 420-3
Prestressed Concrete Girder (strand elongation and detensioning sequences)	Y	N	Articles 1078-8 and 1078- 11
Removal of Existing Structure over Railroad	Y	N	Railroad Provisions

ST-14**Project P-5705A****Mecklenburg County**

Revised Bridge Deck Plans (adaptation to prestressed deck panels)	Y	N	Article 420-3
Revised Bridge Deck Plans (adaptation to modular expansion joint seals)	Y	N	“Modular Expansion Joint Seals”
Sound Barrier Wall (precast items)	Y	N	Article 1077-2 & “Sound Barrier Wall”
Sound Barrier Wall Steel Fabrication Plans ⁵	Y	N	Article 1072-8 & “Sound Barrier Wall”
Structural Steel ⁴	Y	N	Article 1072-8
Temporary Detour Structures	Y	Y	Article 400-3 & “Construction, Maintenance and Removal of Temporary Structure at Station _____”
TFE Expansion Bearings ⁴	Y	N	Article 1072-8

FOOTNOTES

- References are provided to help locate the part of the contract where the submittals are required. References in quotes refer to the provision by that name. Articles refer to the *Standard Specifications*.
- Submittals for these items are necessary only when required by a note on plans.
- Submittals for these items may not be required. A list of pre-approved sequences is available from the producer or the Materials & Tests Unit.
- The fabricator may submit these items directly to the Structures Management Unit.
- The two sets of preliminary submittals required by Article 1072-8 of the *Standard Specifications* are not required for these items.
- Submittals for Fabrication Drawings are not required. Submittals for Catalogue Cuts of Proposed Material are required. See Section 5.A of the referenced provision.
- Submittals are necessary only when the top slab thickness is 18” or greater.

ST-15**Project P-5705A****Mecklenburg County****GEOTECHNICAL SUBMITTALS**

Submittal	Submittals Required by Geotechnical Engineering Unit	Submittals Required by Structures Management Unit	Contract Reference Requiring Submittal ¹
Drilled Pier Construction Plans ²	Y	N	Subarticle 411-3(A)
Crosshole Sonic Logging (CSL) Reports ²	Y	N	Subarticle 411-5(A)(2)
Pile Driving Equipment Data Forms ^{2,3}	Y	N	Subarticle 450-3(D)(2)
Pile Driving Analyzer (PDA) Reports ²	Y	N	Subarticle 450-3(F)(3)
Retaining Walls ⁴	Y; drawings and calculations	Y; drawings	Applicable Provisions
Temporary Shoring ⁴	Y; drawings and calculations	Y; drawings	“Temporary Shoring” & “Temporary Soil Nail Walls”

FOOTNOTES

- References are provided to help locate the part of the contract where the submittals are required. References in quotes refer to the provision by that name. Subarticles refer to the *Standard Specifications*.
- Submit one hard copy of submittal to the Engineer. Submit a second copy of submittal electronically (PDF via email), US mail or other delivery service to the appropriate Geotechnical Engineering Unit regional office. Electronic submission is preferred.
- The Pile Driving Equipment Data Form is available from:
https://connect.ncdot.gov/resources/Geological/Pages/Geotech_Forms_Details.aspx
See second page of form for submittal instructions.
- Electronic copy of submittal is required. See referenced provision.

ST-16

Project P-5705A

Mecklenburg County

CRANE SAFETY

(6-20-19)

Comply with the manufacturer specifications and limitations applicable to the operation of any and all cranes and derricks. Prime contractors, sub-contractors, and fully operated rental companies shall comply with the current Occupational Safety and Health Administration (OSHA) regulations.

Submit all items listed below to the Engineer prior to beginning crane operations. Changes in personnel or equipment must be reported to the Engineer and all applicable items listed below must be updated and submitted prior to continuing with crane operations.

CRANE SAFETY SUBMITTAL LIST

- A. **Competent Person:** Provide the name and qualifications of the “Competent Person” responsible for crane safety and lifting operations. The named competent person will have the responsibility and authority to stop any work activity due to safety concerns.
- B. **Riggers:** Provide the qualifications and experience of the persons responsible for rigging operations. Qualifications and experience should include, but not be limited to, weight calculations, center of gravity determinations, selection and inspection of sling and rigging equipment, and safe rigging practices.
- C. **Crane Inspections:** Inspection records for all cranes shall be current and readily accessible for review upon request.
- D. **Certifications:** Crane operators shall be certified by the National Commission for the Certification of Crane Operators (NCCCO) or the National Center for Construction Education and Research (NCCER). Other approved nationally accredited programs will be considered upon request. In addition, crane operators shall have a current CDL medical card. Submit a list of crane operator(s) and include current certification for each type of crane operated (small hydraulic, large hydraulic, small lattice, large lattice) and medical evaluations for each operator.

ST-17

Project P-5705A

Mecklenburg County

GROUT FOR STRUCTURES

(12-1-17)

1.0 DESCRIPTION

This special provision addresses grout for use in pile blockouts, grout pockets, shear keys, dowel holes and recesses for structures. This provision does not apply to grout placed in post-tensioning ducts for bridge beams, girders, decks, end bent caps or bent caps. Mix and place grout in accordance with the manufacturer's recommendations, the applicable sections of the Standard Specifications and this provision.

2.0 MATERIAL REQUIREMENTS

Unless otherwise noted on the plans, use a Type 3 Grout in accordance with Section 1003 of the Standard Specifications.

Initial setting time shall not be less than 10 minutes when tested in accordance with ASTM C266.

Construction loading and traffic loading shall not be allowed until the 3 day compressive strength is achieved.

3.0 SAMPLING AND PLACEMENT

Place and maintain components in final position until grout placement is complete and accepted. Concrete surfaces to receive grout shall be free of defective concrete, laitance, oil, grease and other foreign matter. Saturate concrete surfaces with clean water and remove excess water prior to placing grout.

4.0 BASIS OF PAYMENT

No separate payment will be made for "Grout for Structures". The cost of the material, equipment, labor, placement, and any incidentals necessary to complete the work shall be considered incidental to the structure item requiring grout.

ST-18

Project P-5705A

Mecklenburg County

PORTLAND CEMENT

(SPECIAL)

Portland Cement shall meet the requirements of the Standard Specifications for the type specified for the work. In addition, in order to minimize alkali content, the total percentage of sodium oxide (Na_2O) present plus 0.658 times the total percentage of potassium oxide (K_2O) present shall not exceed 0.60 percent. The Contractor shall furnish the Engineer with two (2) copies of certified mill test reports from the manufacturer stating that all cement meets the above requirements.

Flyash may be substituted for cement in the amounts shown in Section 1024-1 of the Standard Specifications provided that the minimum cement requirement as shown on the Plans has been satisfied. In no case shall the substitution of flyash or other admixtures approved by the Engineer be in lieu of the minimum cement requirements.

FINE AND COARSE AGGREGATE

(SPECIAL)

The fine and coarse aggregates used in all concrete on the railway structure shall be non-reactive in accordance with the "Method of Test for Potential Reactivity of Aggregates (Chemical Method)", ASTM Designation C289-81. The Contractor shall furnish the Engineer two (2) copies of the above test reports certifying that the fine and coarse aggregates are non-reactive and will not cause an alkali reaction.

PROJECT SPECIAL PROVISION

(10-18-95) (Rev. 3-21-17)

Z-1a

PERMITS

The Contractor's attention is directed to the following permits, which have been issued to the Department of Transportation by the authority granting the permit.

<u>PERMIT</u>	<u>AUTHORITY GRANTING THE PERMIT</u>
Dredge and Fill and/or Work in Navigable Waters (404)	U. S. Army Corps of Engineers
Water Quality (401)	Division of Environmental Management, DEQ State of North Carolina

The Contractor shall comply with all applicable permit conditions during construction of this project. Those conditions marked by * are the responsibility of the Department and the Contractor has no responsibility in accomplishing those conditions.

Agents of the permitting authority will periodically inspect the project for adherence to the permits.

The Contractor's attention is also directed to Articles 107-10 and 107-13 of the *2018 Standard Specifications* and the following:

Should the Contractor propose to utilize construction methods (such as temporary structures or fill in waters and/or wetlands for haul roads, work platforms, cofferdams, etc.) not specifically identified in the permit (individual, general, or nationwide) authorizing the project it shall be the Contractor's responsibility to coordinate with the Engineer to determine what, if any, additional permit action is required. The Contractor shall also be responsible for initiating the request for the authorization of such construction method by the permitting agency. The request shall be submitted through the Engineer. The Contractor shall not utilize the construction method until it is approved by the permitting agency. The request normally takes approximately 60 days to process; however, no extensions of time or additional compensation will be granted for delays resulting from the Contractor's request for approval of construction methods not specifically identified in the permit.

Where construction moratoriums are contained in a permit condition which restricts the Contractor's activities to certain times of the year, those moratoriums will apply only to the portions of the work taking place in the restricted waters, wetlands or buffer zones, provided that activities outside those areas is done in such a manner as to not affect the restricted waters, wetlands or buffer zones.



DEPARTMENT OF THE ARMY
WILMINGTON DISTRICT, CORPS OF ENGINEERS
69 DARLINGTON AVENUE
WILMINGTON, NORTH CAROLINA 28403-1343

April 14, 2021

Regulatory Division

Action ID: SAW-2016-02211

NCDOT-Rail Division, Planning & Development Branch
Attn: Mr. James Bridges
1 South Wilmington Street
Raleigh, NC 27601

Dear Mr. Bridges:

Enclosed is a Department of the Army permit for the Wye Connector Track project (STIP P5705A) which involves construction of a new connector track, known as the Wye Connector Track, at Charlotte Junction. The work would construct a new connector track between the existing Mainline and R-line. Specifically, the project involves the permanent impact to 0.01 acres of wetlands and 427 linear feet of stream channel. The project is located near the convergence of two existing rail lines located approximately 0.25 miles south of the intersection of Morris Field Drive and Andrew Jackson Hwy (NC 29) in Charlotte, Mecklenburg County, North Carolina

Any deviation in the authorized work will likely require modification of this permit. If a change in the authorized work is necessary, you should promptly submit revised plans to the Corps showing the proposed changes. You may not undertake the proposed changes until the Corps notifies you that your permit has been modified.

Carefully read your permit. The general and special conditions are important. Your failure to comply with these conditions could result in a violation of Federal law. Certain significant conditions require that:

- a. You must complete construction before December 31, 2026
- b. You must notify this office in advance as to when you intend to commence and complete work.
- c. You must allow representatives from this office to make periodic visits to your worksite as deemed necessary to assure compliance with permit plans and conditions.
- d. In order to compensate for impacts associated with this permit, mitigation shall be provided in accordance with the provisions outlined in the U.S. Army Corps of

Engineers, Wilmington District, Compensatory Mitigation Responsibility Transfer Form. The requirements of this form, including any special conditions listed on this form, are hereby incorporated as special conditions of this permit authorization.

You should address all questions regarding this authorization to Crystal Amschler at the Asheville Regulatory Field Office, telephone (828) 271-7980 extension 4231.

FOR THE CHIEF, REGULATORY DIVISION

 Date: 2021.04.14
08:32:43 -04'00'

Monte Matthews
Lead Project Manager
Wilmington District

Enclosures

Email copies furnished:

NCDOT-Rail Division, Planning & Development Branch
Attn: Mr. Matthew Potter
1 South Wilmington Street
1553 Mail Service Center
Raleigh, NC 27699-1553

Mr. Todd Bowers
Wetlands Protection Section – Region IV
Water Management Division
U.S. Environmental Protection Agency
61 Forsyth Street, SW
Atlanta, Georgia 30303

Ms. Amy S. Chapman
Transportation Permitting Unit
NC Division of Water Quality
1617 Mail Service Center
Raleigh, NC 27699-1617

Ms. Marla Chambers
Western Region Highway Project Coordinator
NCWRC
12275 Swift Road
Oakboro, NC 28129

US Fish and Wildlife Service
Asheville Ecological Services Field Office
Attn: Byron Hamstead
160 Zillicoa Street
Asheville, NC 28801-1082

Ms. Renee Gledhill-Early
Environmental Review Coordinator
NC State Historic Preservation Office
4617 Mail Service Center
Raleigh, NC 27699-4617

P-5

DEPARTMENT OF THE ARMY PERMIT

Permittee **NORTH CAROLINA DEPARTMENT OF TRANSPORTATION,
RAIL DIVISION, PLANNING & DEVELOPMENT BRANCH
ATTN: MR. RON LUCAS**

Permit No. **SAW-2016-02211, STIP P-5705A**

Issuing Office **CESAW-RG-A**

NOTE: The term "you" and its derivatives, as used in this permit, means the permittee or any future transferee. The term "this office" refers to the appropriate district or division office of the Corps of Engineers having jurisdiction over the permitted activity or the appropriate official of that office acting under the authority of the commanding officer.

You are authorized to perform work in accordance with the terms and conditions specified below.

Project Description: The project (STIP P-5705A) involves construction of a new connector track, known as the Wye Connector Track, at Charlotte Junction. The work would construct a new connector track between the existing Mainline and R-line. Specifically, the project involves the permanent impact to 0.01 acres of wetlands and 427 lf of stream channel.

Project Location: STIP P-5705A is located near the convergence of two existing rail lines located approximately 0.25 miles south of the intersection of Morris Field Drive and Andrew Jackson Hwy (NC 29) in Charlotte, Mecklenburg County, North Carolina.

Permit Conditions:

General Conditions:

1. The time limit for completing the work authorized ends on **December 31, 2026**. If you find that you need more time to complete the authorized activity, submit your request for a time extension to this office for consideration at least one month before the above date is reached.
2. You must maintain the activity authorized by this permit in good condition and in conformance with the terms and conditions of this permit. You are not relieved of this requirement if you abandon the permitted activity, although you may make a good faith transfer to a third party in compliance with General Condition 4 below. Should you wish to cease to maintain the authorized activity or should you desire to abandon it without a good faith transfer, you must obtain a modification of this permit from this office, which may require restoration of the area.
3. If you discover any previously unknown historic or archeological remains while accomplishing the activity authorized by this permit, you must immediately notify this office of what you have found. We will initiate the Federal and state coordination required to determine if the remains warrant a recovery effort or if the site is eligible for listing in the National Register of Historic Places.
4. If you sell the property associated with this permit, you must obtain the signature of the new owner in the space provided and forward a copy of the permit to this office to validate the transfer of this authorization.

P-6

5. If a conditioned water quality certification has been issued for your project, you must comply with the conditions specified in the certification as special conditions to this permit. For your convenience, a copy of the certification is attached if it contains such conditions.

6. You must allow representatives from this office to inspect the authorized activity at any time deemed necessary to ensure that it is being or has been accomplished in accordance with the terms and conditions of your permit,

Special Conditions:

SEE ATTACHED SPECIAL CONDITIONS

Further Information:

1. Congressional Authorities: You have been authorized to undertake the activity described above pursuant to:

() Section 10 of the Rivers and Harbors Act of 1899 (33 U.S.C. 403).

(X) Section 404 of the Clean Water Act (33 U.S.C. 1344).

() Section 103 of the Marine Protection, Research and Sanctuaries Act of 1972 (33 U.S.C. 1413).

2. Limits of this authorization.

a. This permit does not obviate the need to obtain other Federal, state, or local authorizations required by law.

b. This permit does not grant any property rights or exclusive privileges.

c. This permit does not authorize any injury to the property or rights of others.

d. This permit does not authorize interference with any existing or proposed Federal project.

3. Limits of Federal Liability. In issuing this permit, the Federal Government does not assume any liability for the following:

a. Damages to the permitted project or uses thereof as a result of other permitted or unpermitted activities or from natural causes.

b. Damages to the permitted project or uses thereof as a result of current or future activities undertaken by or on behalf of the United States in the public interest.

c. Damages to persons, property, or to other permitted or unpermitted activities or structures caused by the activity authorized by this permit.

d. Design or construction deficiencies associated with the permitted work.

e. Damage claims associated with any future modification, suspension, or revocation of this permit.

4. Reliance on Applicant's Data: The determination of this office that issuance of this permit is not contrary to the public interest was made in reliance on the information you provided.

5. Reevaluation of Permit Decision. This office may reevaluate its decision on this permit at any time the circumstances warrant. Circumstances that could require a reevaluation include, but are not limited to, the following:

a. You fail to comply with the terms and conditions of this permit.

P-7

- b. The information provided by you in support of your permit application proves to have been false, incomplete, or inaccurate (See 4 above).
- c. Significant new information surfaces which this office did not consider in reaching the original public interest decision.

Such a reevaluation may result in a determination that it is appropriate to use the suspension, modification, and revocation procedures contained in 33 CFR 325.7 or enforcement procedures such as those contained in 33 CFR 326.4 and 326.5. The referenced enforcement procedures provide for the issuance of an administrative order requiring you to comply with the terms and conditions of your permit and for the initiation of legal action where appropriate. You will be required to pay for any corrective measures ordered by this office, and if you fail to comply with such directive, this office may in certain situations (such as those specified in 33 CFR 209.170) accomplish the corrective measures by contract or otherwise and bill you for the cost.

6. Extensions. General condition 1 establishes a time limit for the completion of the activity authorized by this permit, Unless there are circumstances requiring either a prompt completion of the authorized activity or a reevaluation of the public interest decision, the Corps will normally give favorable consideration to a request for an extension of this time limit.

Your signature below, as permittee, indicates that you accept and agree to comply with the terms and conditions of this permit.

Ronald Lucas

April 13, 2021

 (PERMITTEE) NC DEPARTMENT OF TRANSPORTATION, RAIL DIV.
 ATTN: MR. RON LUCAS

 (DATE)

This permit becomes effective when the Federal official, designated to act for the Secretary of the Army, has signed below.

*Monte
Matthew*

Date: 2021.04.14

08:43:19 -04'00'

FOR (DISTRICT COMMANDER) BENJAMIN A. BENNETT, COLONEL

 (DATE)

When the structures or work authorized by this permit are still in existence at the time the property is transferred, the terms and conditions of this permit will continue to be binding on the new owner(s) of the property. To validate the transfer of this permit and the associated liabilities associated with compliance with its terms and conditions, have the transferee sign and date below.

 (TRANSFEEE)

 (DATE)

SPECIAL CONDITIONS
Action ID: SAW-2016-02211
P-5705A

- 1. Work Limits:** All work authorized by this permit shall be performed in strict compliance with the attached permit plans dated 1/28/2020, which are a part of this permit. The Permittee shall ensure that the construction design plans for this project do not deviate from the permit plans attached to this authorization. Any modification to the attached permit plans must be approved by the US Army Corps of Engineers prior to any active construction in waters or wetlands.
- 2. Unauthorized Dredge or Fill:** Except as authorized by this permit or any U.S. Army Corps of Engineers approved modification to this permit, no excavation, fill, or mechanized land-clearing activities shall take place at any time in the construction or maintenance of this project, within waters or wetlands, or shall any activities take place that cause the degradation of waters or wetlands. There shall be no excavation from, waste disposal into, or degradation of, jurisdictional wetlands or waters associated with this permit without appropriate modification of this permit, including appropriate compensatory mitigation. This prohibition applies to all borrow and waste activities connected with this project. In addition, except as specified in the plans attached to this permit, no excavation, fill or mechanized land-clearing activities shall take place at any time in the construction or maintenance of this project, in such a manner as to impair normal flows and circulation patterns within, into, or out of waters or wetlands or to reduce the reach of waters or wetlands
- 3. Permit Distribution:** The Permittee shall require its contractors and/or agents to comply with the terms and conditions of this permit in the construction and maintenance of this project, and shall provide each of its contractors and/or agents associated with the construction or maintenance of this project with a copy of this permit. A copy of this permit, including all conditions, drawings and attachments shall be available at the project site during the construction and maintenance of this project.
- 4. Pre-Construction Meeting:** The Permittee shall schedule and attend a preconstruction meeting between its representatives, the contractors representatives, and the U.S. Army Corps of Engineers, Asheville Field Office, NCDOT Regulatory Project Manager, prior to any work within jurisdictional waters and wetlands to ensure that there is a mutual understanding of all the terms and conditions contained with this Department of Army Permit. The Permittee shall provide the Corps, Asheville Field Office, NCDOT Project Manager, with a copy of the final permit plans at least two weeks prior to the preconstruction meeting along with a description of any changes that have been made to the project's design, construction methodology or construction timeframe. The Permittee shall schedule the preconstruction meeting for a time frame when the Corps, NCDCM, and NCDWQ Project Managers can attend. The Permittee shall invite the Corps, NCDCM, and NCDWQ Project Managers a

SPECIAL CONDITIONS
Action ID: SAW-2016-02211
P-5705A

minimum of thirty (30) days in advance of the scheduled meeting in order to provide those individuals with ample opportunity to schedule and participate in the required meeting. The thirty (30) day requirement can be waived with the concurrence of the Corps.

- 5. Notification of Construction Commencement and Completion:** The Permittee shall notify the U.S. Army Corps of Engineers in writing prior to beginning the work authorized by this permit and again upon completion of the work authorized by this permit.
- 6. Reporting Address:** All reports, documentation, and correspondence required by the conditions of this permit shall be submitted to the following: U.S. Army Corps of Engineers, Wilmington District Asheville Regulatory Field Office, Attn: Crystal Amschler 151 Patton Avenue, Room 208 or Crystal.C.Amschler@usace.army.mil. The Permittee shall reference the following permit number, SAW-2016-02211, on all submittals.
- 7. Permit Revocation:** The Permittee, upon receipt of a notice of revocation of this permit or upon its expiration before completion of the work will, without expense to the United States and in such time and manner as the Secretary of the Army or his authorized representative may direct, restore the water or wetland to its pre-project condition.
- 8. Reporting Violations:** Violation of these permit conditions or violation of Section 404 of the Clean Water Act or Section 10 of the Rivers and Harbors Act shall be reported to the Corps in writing and by telephone at: 828-271-7980 within 24 hours of the Permittee's discovery of the violation.
- 9. Clean Fill:** The Permittee shall use only clean fill material for this project. The fill material shall be free from items such as trash, construction debris, metal and plastic products, and concrete block with exposed reinforcement bars. Soils used for fill shall not be contaminated with any toxic substance in concentrations governed by Section 307 of the Clean Water Act. Unless otherwise authorized by this permit, all fill material placed in waters or wetlands shall be generated from an upland source.
- 10. Endangered Species Act:** The Permittee shall implement all necessary measures to ensure the authorized activity does not kill, injure, capture, harass, or otherwise harm any federally-listed threatened or endangered species. While accomplishing the authorized work, if the Permittee discovers or observes an injured or dead threatened or endangered species, the U.S. Army Corps of Engineers, Wilmington District Asheville Field Office, Attn Ms. Crystal Amschler at 151 Patton Avenue, Room 208 or Crystal.C.Amschler@usace.army.mil. will be immediately notified to initiate the required Federal coordination.

SPECIAL CONDITIONS
Action ID: SAW-2016-02211
P-5705A

11. Culverts:

- a. Unless otherwise requested in the application and depicted on the approved permit plans, culverts greater than 48 inches in diameter shall be buried at least one foot below the bed of the stream or, if prior approval given, set at the current stream bed elevation. Culverts 48 inches in diameter and less shall be buried or placed on the stream bed as practicable and appropriate to maintain aquatic passage, and every effort shall be made to maintain existing channel slope. Culverts shall be designed and constructed in a manner that minimizes destabilization and head cutting.
- b. Measures shall be included in the construction/installation that will promote the safe passage of fish and other aquatic organisms. The dimension, pattern, and profile of the stream above and below a pipe or culvert shall not be modified by widening the stream channel or by reducing the depth of the stream in connection with the construction activity. The width, height, and gradient of a proposed opening shall be such as to pass the average historical low flow and spring flow without adversely altering flow velocity. Spring flow should be determined from gauge data, if available. In the absence of such data, bankfull flow can be used as a comparable level.
- c. The Permittee shall implement all reasonable and practicable measures to ensure that equipment, structures, fill pads, work, and operations associated with this project do not adversely affect upstream and/or downstream reaches. Adverse effects include, but are not limited to, channel instability, flooding, and/or stream bank erosion. The Permittee shall routinely monitor for these effects, cease all work when detected, take initial corrective measures to correct actively eroding areas, and notify this office immediately. Permanent corrective measures may require additional authorization by the U.S. Army Corps of Engineers.
- d. Culverts placed within wetlands must be installed in a manner that does not restrict the flows and circulation patterns of waters of the United States. Culverts placed across wetland fills purely for the purposes of equalizing surface water shall not be buried, but the culverts must be of adequate size and/or number to ensure unrestricted transmission of water.

12. Maintain Flows and Circulation Patterns of Waters: Except as specified in the plans attached to this permit, no excavation, fill or mechanized land-clearing activities shall take place at any time in the construction or maintenance of this project, in such a manner as to impair normal flows and circulation patterns within waters or wetlands or to reduce the reach of waters and/or wetlands.

SPECIAL CONDITIONS
Action ID: SAW-2016-02211
P-5705A

13. Water Contamination: All mechanized equipment shall be regularly inspected and maintained to prevent contamination of waters and wetlands from fuels, lubricants, hydraulic fluids, or other toxic materials. In the event of a spill of petroleum products or any other hazardous waste, the Permittee shall immediately report it to the N.C. Division of Water Quality at (919) 733-3300 or (800) 858-0368 and provisions of the North Carolina Oil Pollution and Hazardous Substances Control Act shall be followed.

14. Sediment and Erosion Control:

- 1) During the clearing phase of the project, heavy equipment shall not be operated in surface waters or stream channels. Temporary stream crossings will be used to access the opposite sides of stream channels. All temporary diversion channels and stream crossings will be constructed of non-erodible materials. Grubbing of riparian vegetation will not occur until immediately before construction begins on a given segment of stream channel.
- 2) No fill or excavation impacts for the purposes of sedimentation and erosion control shall occur within jurisdictional waters, including wetlands, unless the impacts are included on the plan drawings and specifically authorized by this permit. This includes, but is not limited to, sediment control fences and other barriers intended to catch sediment losses.
- 3) The Permittee shall remove all sediment and erosion control measures placed in waters and/or wetlands, and shall restore natural grades on those areas, prior to project completion.
- 4) The Permittee shall use appropriate sediment and erosion control practices which equal or exceed those outlined in the most recent version of the "North Carolina Sediment and Erosion Control Planning and Design Manual" to ensure compliance with the appropriate turbidity water quality standard. Erosion and sediment control practices shall be in full compliance with all specifications governing the proper design, installation and operation and maintenance of such Best Management Practices in order to ensure compliance with the appropriate turbidity water quality standards. This shall include, but is not limited to, the immediate installation of silt fencing or similar appropriate devices around all areas subject to soil disturbance or the movement of earthen fill, and the immediate stabilization of all disturbed areas. Additionally, the project shall remain in full compliance with all aspects of the Sedimentation Pollution Control Act of 1973 (North Carolina General Statutes Chapter 113A, Article 4). Adequate sedimentation and erosion control measures shall be implemented prior to any ground disturbing activities to minimize impacts to downstream aquatic resources. These measures shall be inspected and

SPECIAL CONDITIONS
Action ID: SAW-2016-02211
P-5705A

maintained regularly, especially following rainfall events. All fill material shall be adequately stabilized at the earliest practicable date to prevent sediment from entering into adjacent waters or wetlands.

- 15. Temporary Fills:** Within thirty (30) days of the date of completing the authorized work, the Permittee shall remove all temporary fills in waters of the United States and restore the affected areas to pre-construction contours and elevations. The affected areas shall be re-vegetated with native, non-invasive vegetation as necessary to minimize erosion and ensure site stability.
- 16. Borrow and Waste:** To ensure that all borrow and waste activities occur on high ground and do not result in the degradation of adjacent waters and wetlands, except as authorized by this permit, the Permittee shall require its contractors and/or agents to identify all areas to be used as borrow and/or waste sites associated with this project. The Permittee shall provide the U.S. Army Corps of Engineers with appropriate maps indicating the locations of proposed borrow and/or waste sites as soon as such information is available. The Permittee shall submit to the Corps site-specific information needed to ensure that borrow and/or waste sites comply with all applicable Federal requirements, to include compliance with the Endangered Species Act and the National Historic Preservation Act, such as surveys or correspondence with agencies (e.g., the USFWS, the NC-HPO, etc.). The required information shall also include the location of all aquatic features, if any, out to a distance of 400 feet beyond the nearest boundary of the site. The Permittee shall not approve any borrow and/or waste sites before receiving written confirmation from the Corps that the proposed site meets all Federal requirements, whether or not waters of the U.S. , including wetlands, are located in the proposed borrow and/or waste site. All delineations of aquatic sites on borrow and/or waste sites shall be verified by the U.S. Army Corps of Engineers and shown on the approved reclamation plans. The Permittee shall ensure that all borrow and/or waste sites comply with Special Condition 2 of this permit. Additionally, the Permittee shall produce and maintain documentation of all borrow and waste sites associated with this project. This documentation will include data regarding soils, vegetation, hydrology, any delineation(s) of aquatic sites, and any jurisdictional determinations made by the Corps to clearly demonstrate compliance with Special Condition 2. All information will be available to the U.S. Army Corps of Engineers upon request. The Permittee shall require its contractors to complete and execute reclamation plans for each borrow and/or waste site and provide written documentation that the reclamation plans have been implemented and all work is completed. This documentation will be provided to the U.S. Army Corps of Engineers within 30 days of the completion of the reclamation work.
- 17. Compensatory Mitigation:** In order to compensate for impacts associated with this permit, mitigation shall be provided in accordance with the provisions

SPECIAL CONDITIONS
Action ID: SAW-2016-02211
P-5705A

outlined on the most recent version of the attached Compensatory Mitigation Responsibility Transfer Form. The requirements of this form, including any special conditions listed on this form, are hereby incorporated as special conditions of this permit.

- 18. Compliance Inspection:** A representative of the Corps of Engineers will periodically and randomly inspect the work for compliance with these conditions. Deviations from these procedures may result in an administrative financial penalty and/or directive to cease work until the problem is resolved to the satisfaction of the Corps.
- 19. NCDWR 401 Cert:** In accordance with 33 U.S.C. 1341(d), all conditions of the North Carolina Division of Water Resources 401 Water Quality Certification No. 3845 Dated March 9, 2020 are hereby incorporated as special conditions of this permit
- 20. Prohibitions on Concrete:** The permittee shall take measures to prevent live or fresh concrete, including bags of uncured concrete, from coming into contact with any water in or entering into waters of the United States. Water inside coffer dams or casings that has been in contact with concrete shall only be returned to waters of the United States when it no longer poses a threat to aquatic organisms (concrete is set and cured).
- 21. Discovery of Previously Unknown Remains and Artifacts:** If you discover any previously unknown historic, cultural or archeological remains and artifacts while accomplishing the activity authorized by this permit, you must immediately notify the district engineer of what you have found, and to the maximum extent practicable, avoid construction activities that may affect the remains and artifacts until the required coordination has been completed. The district engineer will initiate the Federal, Tribal, and state coordination required to determine if the items or remains warrant a recovery effort or if the site is eligible for listing in the National Register of Historic Places.



ROY COOPER

Governor

MICHAEL S. REGAN

Secretary

S. DANIEL SMITH

Director

March 9, 2020

Mr. James Bridges, III, P.E.
Rail Project Development Manager
NC DOT Rail Division
1553 Mail Service Center
Raleigh, NC 27699-1553

Subject: 401 Water Quality Certification Pursuant to Section 401 of the Federal Clean Water Act and ISOLATED WETLANDS PERMIT Pursuant to IWGP100000 with ADDITIONAL CONDITIONS for Proposed improvements to Charlotte Wye Rail in Mecklenburg County, State Project No. P-5705A. NCDWR Project No. 20181692

Dear Mr. Bridges:

Attached hereto is a copy of Certification No. 4183 issued to The North Carolina Department of Transportation (NCDOT) dated March 9, 2020.

If we can be of further assistance, do not hesitate to contact us.

Sincerely,

DocuSigned by:
Amy Chapman

S. Daniel Smith, Director
Division of Water Resources

Attachments

Electronic copy only distribution:

Nicholle Braspenickx, US Army Corps of Engineers, Charlotte Field Office
Joel Howard, Acting Division 10 Environmental Officer
Claire Ellwanger, US Fish and Wildlife Service
Marla Chambers, NC Wildlife Resources Commission
Beth Harmon, Division of Mitigation Services
Donna Hood, NC Division of Water Resources Mooresville Regional Office
File Copy



401 Water Quality Certification Pursuant to Section 401 of the Federal Clean Water Act and ISOLATED WETLANDS PERMIT Pursuant to IWGP100000 with ADDITIONAL CONDITIONS

THIS CERTIFICATION is issued in conformity with the requirements of Section 401 Public Laws 92-500 and 95-217 of the United States and subject to the North Carolina Division of Water Resources (NCDWR) Regulations in 15 NCAC 2H .0500 and **ISOLATED WETLANDS PERMIT Pursuant to IWGP100000**. This certification authorizes the NCDOT to impact 0.01 acres of jurisdictional wetlands, 0.30 acres of isolated wetlands, 427 linear feet of jurisdictional streams in Mecklenburg County. The project shall be constructed pursuant to the application dated received December 13, 2018, with additional information requested on April 3, 2019 and received on January 30, 2020. The authorized impacts are as described below:

Stream Impacts in the Catawba River Basin

Site	Purpose	Temporary Fill in Intermittent Stream (linear ft)	Permanent Fill in Perennial Stream (linear ft)	Temporary Fill in Perennial Stream (linear ft)	Total Stream Impact (linear feet)	Stream Impacts Requiring Mitigation (linear ft)
S1 (L 21+00 to 21+72)	channel relocation		349		349	349
S2 (L 20+31 to 20+00)	channel relocation		78		78	78
					0	0
TOTAL:	0	0	427	0	427	427

Total Stream Impacts: 427 linear feet
Required DWR mitigation: 427 linear feet

Wetland Impacts in the Catawba River Basin

Site	Fill (ac)	Fill (temporary) (ac)	Excavation (ac)	Mechanized Clearing (ac)	Hand Clearing (ac)	Total Wetland Impact (ac)	Impacts Requiring Mitigation (ac)
S2			0.01			0.01	0.00
						0.00	0.00
Total	0.00	0.00	0.01	0.00	0.00	0.01	0.00

Total Wetland Impacts: 0.01 acres.

Isolated Wetland Impacts in the Catawba River Basin

Site	Fill (ac)	Fill (temporary) (ac)	Excavation (ac)	Mechanized Clearing (ac)	Hand Clearing (ac)	Total Wetland Impact (ac)
S3			0.06			0.06
S4			0.24			0.24
TOTAL	0.00	0.00	0.30	0.00	0.00	0.30

Total Isolated Wetland Impacts: 0.30 acres.
Required Isolated wetland mitigation: 0 acres

The application provides adequate assurance that the discharge of fill material into the waters of the Catawba River Basin in conjunction with the proposed development will not result in a violation of applicable Water Quality Standards and discharge guidelines. Therefore, the State of North Carolina certifies that this activity will not violate the applicable portions of Sections 301, 302, 303, 306, 307 of PL 92-500 and PL 95-217 if conducted in accordance with the application and conditions hereinafter set forth.

This approval is only valid for the purpose and design that you submitted in your application dated received December 13, 2018 and additional information requested on April 3, 2019 and subsequently received on January 30, 2020. Should your project change, you are required to notify the NCDWR and submit a new application. If the property is sold, the new owner must be given a copy of this Certification and approval letter, and is thereby responsible for complying with all the conditions. If any additional wetland impacts, or stream impacts, for this project (now or in the future) exceed one acre or 150 linear feet, respectively, additional compensatory mitigation may be required as described in 15A NCAC 2H .0506 (h) (6) and (7). For this approval to remain valid, you are required to comply with all the conditions listed below. In addition, you should obtain all other federal, state or local permits before proceeding with your project including (but not limited to) Sediment and Erosion control, Coastal Stormwater, Non-discharge and Water Supply watershed regulations. This Certification shall expire on the same day as the expiration date of the corresponding Corps of Engineers Permit.

Condition(s) of Certification:

Project Specific Conditions:

1. Channel relocations shall be completed and stabilized, and approved on site by NCDWR staff, prior to diverting water into the new channel. Stream banks shall be matted with coir-fiber matting. Vegetation used for bank stabilization shall be limited to native riparian vegetation, and should include establishment of a vegetated buffer on both sides of the relocated channel to the maximum extent practical. Also, rip-rap may be allowed if it is necessary to maintain the physical integrity of the stream, but the applicant must provide written justification and any calculations used to determine the extent of rip-rap coverage requested. Once the stream has been turned into the new channel, it may be necessary to relocate stranded fish to the new channel to prevent fish kills. [15A NCAC 02H .0506(b)(3)]
2. Unless otherwise approved in this certification, placement of culverts and other structures in open waters and streams, shall be placed below the elevation of the streambed by one foot for all culverts with a diameter greater than 48 inches, and 20 percent of the culvert diameter for culverts having a diameter less than 48 inches, to allow low flow passage of water and aquatic life. Design and placement of culverts and other structures including temporary erosion control measures shall not be conducted in a manner that may result in dis-equilibrium of wetlands or streambeds or banks, adjacent to or upstream and down stream of the above structures. The applicant is required to provide evidence that the equilibrium is being maintained if requested in writing by the NCDWR. If this condition is unable to be met due to bedrock or other limiting features encountered during construction, please contact the NCDWR for guidance on how to proceed and to determine whether or not a permit modification will be required. [15A NCAC 02H.0506(b)(2)]
3. If multiple pipes or barrels are required, they shall be designed to mimic natural stream cross section as closely as possible including pipes or barrels at flood plain elevation and/or sills where appropriate. Widening the stream channel should be avoided. Stream channel widening at the inlet or outlet end of structures typically decreases water velocity causing sediment deposition that requires increased maintenance and disrupts aquatic life passage. [15A NCAC 02H.0506(b)(2)]
4. Riprap shall not be placed in the active thalweg channel or placed in the streambed in a manner that precludes aquatic life passage. Bioengineering boulders or structures should be properly designed, sized and installed. [15A NCAC 02H.0506(b)(2)]
5. The stream channel shall be excavated no deeper than the natural bed material of the stream, to the maximum extent practicable. Efforts must be made to minimize impacts to the stream banks, as well as to vegetation responsible for maintaining the stream bank stability. Any applicable riparian buffer impact for access to stream channel shall be temporary and be revegetated with native riparian species. [15A NCAC 02H.0506(b)(2)]
6. Pipes and culverts used exclusively to maintain equilibrium in wetlands, where aquatic life passage is not a concern, shall not be buried. These pipes shall be installed at natural ground elevation.

7. NCDOT shall be in compliance with the NCS00250 issued to the NCDOT, including the applicable requirements of the NCG01000. Please note the extra protections for the sensitive watersheds.
8. All portions of the proposed project draining to 303(d) listed watersheds that are impaired due to turbidity shall be designed, constructed, and operated with sediment and erosion control measures that meet Design Standards in Sensitive Watersheds (15A NCAC 4B .0124). However, due to the size of the project, NCDOT shall not be required to meet 15A NCAC 4B .0124(a) regarding the maximum amount of uncovered acres.
9. All portions of the proposed project draining to 303(d) listed watersheds that are impaired due to biological criteria exceedances shall not discharge stormwater directly to surface waters. Stormwater shall be treated using appropriate best management practices (e.g., vegetated conveyances, constructed wetlands, detention ponds, etc.) prior to discharging to surface waters.
10. Compensatory mitigation for 427 linear feet of impact to streams is required. We understand that you have chosen to perform compensatory mitigation for impacts to streams through the North Carolina Division of Mitigation Service (DMS) (formerly NCEEP), and that the DMS has agreed to implement the mitigation for the project. The DMS has indicated in a letter dated December 17, 2018 that they will assume responsibility for satisfying the federal Clean Water Act compensatory mitigation requirements for the above-referenced project, in accordance with the DMS Mitigation Banking Instrument signed July 28, 2010.

General Conditions:

1. Unless otherwise approved in this certification, placement of culverts and other structures in open waters and streams shall be placed below the elevation of the streambed by one foot for all culverts with a diameter greater than 48 inches, and 20 percent of the culvert diameter for culverts having a diameter less than 48 inches, to allow low flow passage of water and aquatic life. Design and placement of culverts and other structures including temporary erosion control measures shall not be conducted in a manner that may result in dis-equilibrium of wetlands or streambeds or banks, adjacent to or upstream and downstream of the above structures. The applicant is required to provide evidence that the equilibrium is being maintained if requested in writing by NCDWR. If this condition is unable to be met due to bedrock or other limiting features encountered during construction, please contact NCDWR for guidance on how to proceed and to determine whether or not a permit modification will be required. [15A NCAC 02H.0506(b)(2)]
2. If concrete is used during construction, a dry work area shall be maintained to prevent direct contact between curing concrete and stream water. Water that inadvertently contacts uncured concrete shall not be discharged to surface waters due to the potential for elevated pH and possible aquatic life and fish kills. [15A NCAC 02B.0200]
3. During the construction of the project, no staging of equipment of any kind is permitted in waters of the U.S., or protected riparian buffers. [15A NCAC 02H.0506(b)(2)]
4. The dimension, pattern and profile of the stream above and below the crossing shall not be modified. Disturbed floodplains and streams shall be restored to natural geomorphic conditions. [15A NCAC 02H.0506(b)(2)]
5. The use of rip-rap above the Normal High Water Mark shall be minimized. Any rip-rap placed for stream stabilization shall be placed in stream channels in such a manner that it does not impede aquatic life passage. [15A NCAC 02H.0506(b)(2)]
- * 6. The Permittee shall ensure that the final design drawings adhere to the permit and to the permit drawings submitted for approval. [15A NCAC 02H .0507 (c) and 15A NCAC 02H .0506 (b)(2) and (c)(2)]
7. All work in or adjacent to stream waters shall be conducted in a dry work area. Approved BMP measures from the most current version of NCDOT Construction and Maintenance Activities manual such as sandbags, rock berms, cofferdams and other diversion structures shall be used to prevent excavation in

- flowing water. [15A NCAC 02H.0506(b)(3) and (c)(3)]
8. Heavy equipment shall be operated from the banks rather than in the stream channel in order to minimize sedimentation and reduce the introduction of other pollutants into the stream. [15A NCAC 02H.0506(b)(3)]
 9. All mechanized equipment operated near surface waters must be regularly inspected and maintained to prevent contamination of stream waters from fuels, lubricants, hydraulic fluids, or other toxic materials. [15A NCAC 02H.0506(b)(3)]
 10. No rock, sand or other materials shall be dredged from the stream channel except where authorized by this certification. [15A NCAC 02H.0506(b)(3)]
 11. Discharging hydroseed mixtures and washing out hydroseeders and other equipment in or adjacent to surface waters is prohibited. [15A NCAC 02H.0506(b)(3)]
 12. If the project occurs in waters or watersheds classified as Primary Nursery Areas (PNAs), SA, WS-1, WS-11, High Quality Waters (HQW), or Outstanding Resource Waters (ORW), then the sedimentation and erosion control designs shall comply with the requirements set forth in 15A NCAC 04B .0124, *Design Standards in Sensitive Watershed*. [15A NCAC 02H.0506(b)(3) and (c)(3); GC 4135]
 13. The permittee and its authorized agents shall conduct its activities in a manner consistent with State water quality standards (including any requirements resulting from compliance with §303(d) of the Clean Water Act) and any other appropriate requirements of State and Federal law. If the NCDWR determines that such standards or laws are not being met (including the failure to sustain a designated or achieved use) or that State or federal law is being violated, or that further conditions are necessary to assure compliance, the NCDWR may reevaluate and modify this certification. [15A NCAC 02B.0200]
 14. All fill slopes located in jurisdictional wetlands shall be placed at slopes no flatter than 3:1, unless otherwise authorized by this certification. [15A NCAC 02H.0506(b)(2)]
 15. A copy of this Water Quality Certification shall be maintained on the construction site at all times. In addition, the Water Quality Certification and all subsequent modifications, if any, shall be maintained with the Division Engineer and the on-site project manager. [15A NCAC 02H .0507(c) and 15A NCAC 02H .0506 (b)(2) and (c)(2)]
 16. The outside buffer, wetland or water boundary located within the construction corridor approved by this authorization, including all non-commercial borrow and waste sites associated with the project, shall be clearly marked by highly visible fencing prior to any land disturbing activities. Impacts to areas within the fencing are prohibited unless otherwise authorized by this certification. [15A NCAC 02H.0501 and .0502]
 17. The issuance of this certification does not exempt the Permittee from complying with any and all statutes, rules, regulations, or ordinances that may be imposed by other government agencies (i.e. local, state, and federal) having jurisdiction, including but not limited to applicable buffer rules, stormwater management rules, soil erosion and sedimentation control requirements, etc.
 18. The Permittee shall report any violations of this certification to the Division of Water Resources within 24 hours of discovery. [15A NCAC 02B.0506(b)(2)]
 - * 19. Upon completion of the project (including any impacts at associated borrow or waste sites), the NCDOT Division Engineer (or whomever is the authorized agent if a non-NCDOT project) shall complete and return the enclosed "Certification of Completion Form" to notify the NCDWR when all work included in the 401 Certification has been completed. [15A NCAC 02H.0502(f)]
 20. Native riparian vegetation (ex. *Salix nigra*, *Juncus* (spp), *Carex* (spp), et al.) must be reestablished in the riparian areas within the construction limits of the project by the end of the growing season following completion of construction. [15A NCAC 02B.0XXX(10)] or [15A NCAC 02B.0506(b)(2)]
 21. There shall be no excavation from, or waste disposal into, jurisdictional wetlands or waters associated with this permit without appropriate modification. Should waste or borrow sites, or access roads to waste or

- borrow sites, be located in wetlands or streams, compensatory mitigation will be required since that is a direct impact from road construction activities. [15A NCAC 02H.0506(b)(3) and (c)(3)]
22. Erosion and sediment control practices must be in full compliance with all specifications governing the proper design, installation and operation and maintenance of such Best Management Practices in order to protect surface waters standards [15A NCAC 02H.0506(b)(3) and (c)(3):
 23. The erosion and sediment control measures for the project must be designed, installed, operated, and maintained in accordance with the most recent version of the *North Carolina Sediment and Erosion Control Planning and Design Manual*.
 - A. The design, installation, operation, and maintenance of the sediment and erosion control measures must be such that they equal, or exceed, the requirements specified in the most recent version of the *North Carolina Sediment and Erosion Control Manual*. The devices shall be maintained on all construction sites, borrow sites, and waste pile (spoil) projects, including contractor-owned or leased borrow pits associated with the project.
 - B. For borrow pit sites, the erosion and sediment control measures must be designed, installed, operated, and maintained in accordance with the most recent version of the *North Carolina Surface Mining Manual*.
 - C. The reclamation measures and implementation must comply with the reclamation in accordance with the requirements of the Sedimentation Pollution Control Act.
 - D. Sediment and erosion control measures shall not be placed in wetlands or surface waters, or within 5 feet of the top of bank, without prior approval from DWR. [15A NCAC 02H.0506(b)(3) and (c)(3)]
 24. With the issuance of this 401 certification, the DWR approves the stormwater drainage and treatment designs as shown in the roadway plans and permit drawings submitted as part of the 401 application, which are incorporated by reference and are enforceable by the DWR. Significant modifications to the way stormwater is managed and conveyed, any outfalls, or stormwater control measures represented in the roadway plans or permit drawings after issuance of this 401 certification are prohibited without prior approval from the DWR.
 25. In the event that discharges of sediment or other pollutants from the drainage system outfalls are found by DWR to cause or contribute to a violation of surface water quality standards, DWR may take enforcement action, or NCDOT and DWR shall conduct an assessment and implement the appropriate best management practices necessary to adequately address NCDOT's contribution to the water quality standards violation. Implementation of such best management practices shall be made within a reasonable timeframe as agreed upon by NCDOT and DWR; and may require NCDOT to obtain a 404 Permit from the Corps and a 401 Certification from the DWR.

Violations of any condition herein set forth may result in revocation of this Certification and may result in criminal and/or civil penalties. This Certification shall become null and void unless the above conditions are made conditions of the Federal 404 and/or Coastal Area Management Act Permit. This Certification shall expire upon the expiration of the 404 or CAMA permit.

If you wish to contest any statement in the attached Certification you must file a petition for an administrative hearing. You may obtain the petition form from the office of Administrative hearings. You must file the petition with the office of Administrative Hearings within sixty (60) days of receipt of this notice. A petition is considered filed when it is received in the office of Administrative Hearings during normal office hours. The Office of Administrative Hearings accepts filings Monday through Friday between the hours of 8:00am and 5:00pm, except for official state holidays. The original and one (1) copy of the petition must be filed with the Office of Administrative Hearings.

The petition may be faxed-provided the original and one copy of the document is received by the Office of Administrative Hearings within five (5) business days following the faxed transmission.

The mailing address for the Office of Administrative Hearings is:

Office of Administrative Hearings
6714 Mail Service Center
Raleigh, NC 27699-6714
Telephone: (919)-431-3000, Facsimile: (919)-431-3100

A copy of the petition must also be served on DEQ as follows:

Mr. Bill F. Lane, General Counsel
Department of Environmental Quality
1601 Mail Service Center

This the 6th day of March 2020

DIVISION OF WATER RESOURCES

DocuSigned by:
Amy Chapman
9C9886312DCD474...

S. Daniel Smith, Director

WQC No. 4183

County: MECKLENBURG

Line #	Item Number	Sec #	Description	Quantity	Unit Cost	Amount
ROADWAY ITEMS						
0001	0000100000-N	800	MOBILIZATION	Lump Sum	L.S.	
0002	0000400000-N	801	CONSTRUCTION SURVEYING	Lump Sum	L.S.	
0003	0000700000-N	SP	FIELD OFFICE	Lump Sum	L.S.	
0004	0000820000-N	SP	GENERIC MISCELLANEOUS ITEM RAILROAD CONTRACTOR PROTECTIVE SERVICES	300 DAY		
0005	0043000000-N	226	GRADING	Lump Sum	L.S.	
0006	0050000000-E	226	SUPPLEMENTARY CLEARING & GRUBBING	1 ACR		
0007	0057000000-E	226	UNDERCUT EXCAVATION	2,750 CY		
0008	0127000000-N	235	EMBANKMENT SETTLEMENT GAUGES	5 EA		
0009	0134000000-E	240	DRAINAGE DITCH EXCAVATION	110 CY		
0010	0192000000-N	260	PROOF ROLLING	10 HR		
0011	0195000000-E	265	SELECT GRANULAR MATERIAL	2,000 CY		
0012	0196000000-E	270	GEOTEXTILE FOR SOIL STABILIZATION	2,300 SY		
0013	0199000000-E	SP	TEMPORARY SHORING	1,230 SF		
0014	0223000000-E	275	ROCK PLATING	251 SY		
0015	0255000000-E	SP	GENERIC GRADING ITEM HAULING & DISPOSAL OF CONTAMINATED SOIL	1,500 TON		
0016	0255000000-E	SP	GENERIC GRADING ITEM SURGE STONE	200 TON		
0017	0257000000-E	SP	GENERIC GRADING ITEM RAILROAD SIGNAL CONDUIT	1,500 LF		

County: MECKLENBURG

Line #	Item Number	Sec #	Description	Quantity	Unit Cost	Amount
0018	0318000000-E	300	FOUNDATION CONDITIONING MATERIAL, MINOR STRUCTURES	70 TON		
0019	0320000000-E	300	FOUNDATION CONDITIONING GEOTEXTILE	540 SY		
0020	0335000000-E	305	*** DRAINAGE PIPE (8")	24 LF		
0021	0546000000-E	310	*** CAA PIPE CULVERTS, ***** THICK (36", 0.109")	106 LF		
0022	0986000000-E	SP	GENERIC PIPE ITEM 36" WELDED STEEL PIPE, 0.532" THICK, GRADE B IN SOIL	44 LF		
0023	0986000000-E	SP	GENERIC PIPE ITEM 36" WELDED STEEL PIPE, 0.532" THICK, GRADE B NOT IN SOIL	44 LF		
0024	0986000000-E	SP	GENERIC PIPE ITEM 36" WELDED STEEL PIPE, 0.532" THICK, GRADE B, OPEN CUT	36 LF		
0025	0995000000-E	340	PIPE REMOVAL	135 LF		
0026	1275000000-E	600	PRIME COAT	110 GAL		
0027	1523000000-E	610	ASPHALT CONC SURFACE COURSE, TYPE S9.5C	50 TON		
0028	1575000000-E	620	ASPHALT BINDER FOR PLANT MIX	5 TON		
0029	2000000000-N	806	RIGHT-OF-WAY MARKERS	9 EA		
0030	2022000000-E	815	SUBDRAIN EXCAVATION	168 CY		
0031	2033000000-E	815	SUBDRAIN FINE AGGREGATE	84 CY		
0032	2044000000-E	815	6" PERFORATED SUBDRAIN PIPE	500 LF		
0033	2070000000-N	815	SUBDRAIN PIPE OUTLET	1 EA		
0034	2077000000-E	815	6" OUTLET PIPE	6 LF		

County: MECKLENBURG

Line #	Item Number	Sec #	Description	Quantity	Unit Cost	Amount
0035	2275000000-E	SP	FLOWABLE FILL	8 CY		
0036	2495000000-E	SP	GENERIC DRAINAGE ITEM ENDWALLS	10.4 CY		
0037	3575000000-E	SP	GENERIC FENCING ITEM REMOVE FENCE	445 LF		
0038	3578000000-N	SP	GENERIC FENCING ITEM GATE	1 EA		
0039	3628000000-E	876	RIP RAP, CLASS I	840 TON		
0040	3656000000-E	876	GEOTEXTILE FOR DRAINAGE	2,155 SY		
0041	3832000000-E	SP	RAILROAD TRACK TO BE REMOVED	800 TF		
0042	3884000000-N	SP	GENERIC TRACKWORK ITEM CROSSTIE DISPOSAL	480 EA		
0043	3885000000-E	SP	GENERIC TRACKWORK ITEM SUB-BALLAST	6,915 TON		
0044	4405000000-E	1110	WORK ZONE SIGNS (PORTABLE)	96 SF		
0045	4455000000-N	1150	FLAGGER	10 DAY		
0046	4485000000-E	1170	PORTABLE CONCRETE BARRIER	20 LF		
0047	4955000000-N	1264	OBJECT MARKERS (END OF ROAD)	3 EA		
0048	5325000000-E	1510	***" WATER LINE (64")	268 LF		
0049	5691500000-E	1520	12" SANITARY GRAVITY SEWER	450 LF		
0050	5775000000-E	1525	4' DIA UTILITY MANHOLE	3 EA		
0051	5781000000-E	1525	UTILITY MANHOLE WALL 4' DIA	10 LF		

County: MECKLENBURG

Line #	Item Number	Sec #	Description	Quantity	Unit Cost	Amount
0052	5798000000-E	1530	ABANDON *** UTILITY PIPE (64")	294 LF		
0053	5802000000-E	1530	ABANDON 10" UTILITY PIPE	396 LF		
0054	5828000000-N	1530	REMOVE UTILITY MANHOLE	1 EA		
0055	5835000000-E	1540	*** ENCASEMENT PIPE (96")	166 LF		
0056	5836000000-E	1540	24" ENCASEMENT PIPE	186 LF		
0057	5882000000-N	SP	GENERIC UTILITY ITEM 22-1/2 DEGREE STEEL BEND	2 EA		
0058	5882000000-N	SP	GENERIC UTILITY ITEM 36" MANWAY WITH 8' X 10' UTILITY VAULT	2 EA		
0059	5882000000-N	SP	GENERIC UTILITY ITEM ANODE TEST STATION	1 EA		
0060	6000000000-E	1605	TEMPORARY SILT FENCE	7,135 LF		
0061	6006000000-E	1610	STONE FOR EROSION CONTROL, CLASS A	255 TON		
0062	6009000000-E	1610	STONE FOR EROSION CONTROL, CLASS B	975 TON		
0063	6012000000-E	1610	SEDIMENT CONTROL STONE	410 TON		
0064	6015000000-E	1615	TEMPORARY MULCHING	12.5 ACR		
0065	6018000000-E	1620	SEED FOR TEMPORARY SEEDING	800 LB		
0066	6021000000-E	1620	FERTILIZER FOR TEMPORARY SEEDING	5.5 TON		
0067	6024000000-E	1622	TEMPORARY SLOPE DRAINS	200 LF		
0068	6029000000-E	SP	SAFETY FENCE	1,300 LF		

County: MECKLENBURG

Line #	Item Number	Sec #	Description	Quantity	Unit Cost	Amount
0069	6030000000-E	1630	SILT EXCAVATION	2,930 CY		
0070	6036000000-E	1631	MATTING FOR EROSION CONTROL	37,000 SY		
0071	6037000000-E	SP	COIR FIBER MAT	100 SY		
0072	6038000000-E	SP	PERMANENT SOIL REINFORCEMENT MAT	440 SY		
0073	6042000000-E	1632	1/4" HARDWARE CLOTH	435 LF		
0074	6045000000-E	SP	*** TEMPORARY PIPE (18")	55 LF		
0075	6070000000-N	1639	SPECIAL STILLING BASINS	2 EA		
0076	6071012000-E	SP	COIR FIBER WATTLE	420 LF		
0077	6071014000-E	SP	COIR FIBER WATTLE BARRIER	170 LF		
0078	6071020000-E	SP	POLYACRYLAMIDE (PAM)	340 LB		
0079	6071030000-E	1640	COIR FIBER BAFFLE	475 LF		
0080	6071050000-E	SP	*** SKIMMER (1-1/2")	3 EA		
0081	6071050000-E	SP	*** SKIMMER (2")	1 EA		
0082	6084000000-E	1660	SEEDING & MULCHING	12 ACR		
0083	6087000000-E	1660	MOWING	9 ACR		
0084	6090000000-E	1661	SEED FOR REPAIR SEEDING	150 LB		
0085	6093000000-E	1661	FERTILIZER FOR REPAIR SEEDING	0.25 TON		

County: MECKLENBURG

Line #	Item Number	Sec #	Description	Quantity	Unit Cost	Amount
0086	6096000000-E	1662	SEED FOR SUPPLEMENTAL SEEDING	250 LB		
0087	6108000000-E	1665	FERTILIZER TOPDRESSING	7.5 TON		
0088	6111000000-E	SP	IMPERVIOUS DIKE	51 LF		
0089	6114500000-N	1667	SPECIALIZED HAND MOWING	10 MHR		
0090	6117000000-N	SP	RESPONSE FOR EROSION CONTROL	75 EA		
0091	6117500000-N	SP	CONCRETE WASHOUT STRUCTURE	5 EA		
0092	6132000000-N	SP	GENERIC EROSION CONTROL ITEM SUPPLEMENTAL RESPONSE FOR EROSION CONTROL	10 EA		
CULVERT ITEMS						
0093	8126000000-N	414	CULVERT EXCAVATION, STA ***** (21+72.19 -L-)	Lump Sum	L.S.	
0094	8133000000-E	414	FOUNDATION CONDITIONING MATERIAL, BOX CULVERT	59 TON		
0095	8245000000-E	425	REINFORCING STEEL (CULVERT)	20,471 LB		
0096	8826000000-E	420	GENERIC CULVERT ITEM CLASS AA CONCRETE (CULVERT)	140.7 CY		

1150/Jun09/Q102370.85/D376039696000/E96

Total Amount Of Bid For Entire Project :

Vendor 1 of 2: POLIVKA INTERNATIONAL COMPANY, INC.
(8177)
Call Order 007 (Proposal: C204176)

Bid Information

Proposal County: MECKLENBURG	Bid Checksum: 466EF82849
Vendor Address: 13700 PROVIDENCE ROAD SUITE 200 MATTHEWS , NC , 28104	Bid Total: \$8,155,730.50
Signature Check: Alexa Brea Polivka	Items Total: \$8,155,730.50
Time Bid Received: July 18, 2023 01:46 PM	Time Total: \$0.00
Amendment Count: 0	

Bidding Errors:

None.

DBE GOAL SET: 4%
DBE GOAL OBT: 4.08%

Vendor 1 of 2: POLIVKA INTERNATIONAL COMPANY, INC.
(8177)
Call Order 007 (Proposal: C204176)

Bid Bond Information

Projects:	Bond Maximum:
Counties:	State of Incorporation:
Bond ID: SNC07136440	Agency Execution Date: 07/14/2023 05
Paid by Check: No	Surety Name: Surety2000
Bond Percent: 5%	Bond Agency Name: Travelers Casualty and Surety Company of America

DBE Load Information

Letting ID: L230718
Letting Date: 07/18/2023
Call Order: 007
Contract ID: C204176

DBE GOAL SET: 4%
DBE GOAL OBT: 4.08%

Project: STATE FUNDEDSTATE FUNDEDSTATE FUNDEDSTATE FUNDED

Bid Total: \$8,155,730.50
DBE Goal: 4.00% (\$326,229.22)

Vendor ID: 8177
Vendor Name: Polivka International Company Inc.
DBE Entered: 4.08% (\$332,500.00)

Vendor ID	DBE Name	Is Supplier?	City/State	Goods/Service	Amount
123092	Five Boys Trucking LLC	False	12517 Glen Pineville, 28134	Druids Dr. NC Committed	332,500.00

Letting: L230718
07/18/2023 02:00:00 PM

North Carolina Department of Transportation
8177 - Polivka International Company Inc.

Contract ID: C204176
Call: 007

BondID: SNC07136440

Surety Registry Agency: Surety2000

Verified?: 1

Surety Agency: Travelers Casualty and Surety Company of America

Bond Execution Date: 07/14/2023 05:25:46 PM

Line Number	Item Number	Quantity	Unit	Unit Price	Extension Price
Section 0001 ROADWAY ITEMS					
0001	0000100000-N MOBILIZATION	1.000	LS	\$545,500.0000	\$545,500.00
0002	0000400000-N CONSTRUCTION SURVEYING	1.000	LS	\$95,500.0000	\$95,500.00
0003	0000700000-N FIELD OFFICE	1.000	LS	\$25,000.0000	\$25,000.00
0004	0000820000-N GENERIC MISCELLANEOUS ITEM RAILROAD CONTRACTOR PROTECTIVE SERVICES	300.000	DAY	\$2,450.0000	\$735,000.00
0005	0043000000-N GRADING	1.000	LS	\$1,475,500.0000	\$1,475,500.00
0006	0050000000-E SUPPLEMENTARY CLEARING & GRUBBING	1.000	ACR	\$17,500.0000	\$17,500.00
0007	0057000000-E UNDERCUT EXCAVATION	2750.000	CY	\$50.0000	\$137,500.00
0008	0127000000-N EMBANKMENT SETTLEMENT GAUGES	5.000	EA	\$4,500.0000	\$22,500.00
0009	0134000000-E DRAINAGE DITCH EXCAVATION	110.000	CY	\$55.0000	\$6,050.00
0010	0192000000-N PROOF ROLLING	10.000	HR	\$1,500.0000	\$15,000.00
0011	0195000000-E SELECT GRANULAR MATERIAL	2000.000	CY	\$75.0000	\$150,000.00
0012	0196000000-E GEOTEXTILE FOR SOIL STABILIZATION	2300.000	SY	\$4.5000	\$10,350.00
0013	0199000000-E TEMPORARY SHORING	1230.000	SF	\$95.0000	\$116,850.00
0014	0223000000-E ROCK PLATING	251.000	SY	\$95.0000	\$23,845.00
0015	0255000000-E GENERIC GRADING ITEM HAULING & DISPOSAL OF CONTAMINATED SOIL	1500.000	TON	\$125.0000	\$187,500.00
0016	0255000000-E GENERIC GRADING ITEM SURGE STONE	200.000	TON	\$85.0000	\$17,000.00
0017	0257000000-E GENERIC GRADING ITEM RAILROAD SIGNAL CONDUIT	1500.000	LF	\$65.0000	\$97,500.00
0018	0318000000-E FOUNDATION CONDITIONING MATERIAL, MINOR STRUCTURES	70.000	TON	\$55.0000	\$3,850.00
0019	0320000000-E FOUNDATION CONDITIONING GEOTEXTILE	540.000	SY	\$4.5000	\$2,430.00
0020	0335000000-E **" DRAINAGE PIPE (8")	24.000	LF	\$45.0000	\$1,080.00
0021	0546000000-E **" CAA PIPE CULVERTS, ***** THICK (36", 0.109")	106.000	LF	\$175.0000	\$18,550.00
0022	0986000000-E GENERIC PIPE ITEM 36" WELDED STEEL PIPE, 0.532" THICK, GRADE B IN SOIL	44.000	LF	\$1,650.0000	\$72,600.00
0023	0986000000-E GENERIC PIPE ITEM 36" WELDED STEEL PIPE, 0.532" THICK, GRADE B NOT IN SOIL	44.000	LF	\$750.0000	\$33,000.00

0024	0986000000-E	36.000	LF	\$550.0000	\$19,800.00
	GENERIC PIPE ITEM 36" WELDED STEEL PIPE, 0.532" THICK, GRADE B, OPEN CUT				
0025	0995000000-E	135.000	LF	\$15.0000	\$2,025.00
	PIPE REMOVAL				
0026	1275000000-E	110.000	GAL	\$5.7500	\$632.50
	PRIME COAT				
0027	1523000000-E	50.000	TON	\$325.0000	\$16,250.00
	ASPHALT CONC SURFACE COURSE, TYPE S9.5C				
0028	1575000000-E	5.000	TON	\$645.0000	\$3,225.00
	ASPHALT BINDER FOR PLANT MIX				
0029	2000000000-N	9.000	EA	\$200.0000	\$1,800.00
	RIGHT-OF-WAY MARKERS				
0030	2022000000-E	168.000	CY	\$45.0000	\$7,560.00
	SUBDRAIN EXCAVATION				
0031	2033000000-E	84.000	CY	\$105.0000	\$8,820.00
	SUBDRAIN FINE AGGREGATE				
0032	2044000000-E	500.000	LF	\$22.5000	\$11,250.00
	6" PERFORATED SUBDRAIN PIPE				
0033	2070000000-N	1.000	EA	\$1,250.0000	\$1,250.00
	SUBDRAIN PIPE OUTLET				
0034	2077000000-E	6.000	LF	\$450.0000	\$2,700.00
	6" OUTLET PIPE				
0035	2275000000-E	8.000	CY	\$400.0000	\$3,200.00
	FLOWABLE FILL				
0036	2495000000-E	10.400	CY	\$2,500.0000	\$26,000.00
	GENERIC DRAINAGE ITEM ENDWALLS				
0037	3575000000-E	445.000	LF	\$7.0000	\$3,115.00
	GENERIC FENCING ITEM REMOVE FENCE				
0038	3578000000-N	1.000	EA	\$4,500.0000	\$4,500.00
	GENERIC FENCING ITEM GATE				
0039	3628000000-E	840.000	TON	\$85.0000	\$71,400.00
	RIP RAP, CLASS I				
0040	3656000000-E	2155.000	SY	\$4.0000	\$8,620.00
	GEOTEXTILE FOR DRAINAGE				
0041	3832000000-E	800.000	TF	\$16.5000	\$13,200.00
	RAILROAD TRACK TO BE REMOVED				
0042	3884000000-N	480.000	EA	\$85.0000	\$40,800.00
	GENERIC TRACKWORK ITEM CROSSTIE DISPOSAL				
0043	3885000000-E	6915.000	TON	\$60.0000	\$414,900.00
	GENERIC TRACKWORK ITEM SUB-BALLAST				
0044	4405000000-E	96.000	SF	\$35.0000	\$3,360.00
	WORK ZONE SIGNS (PORTABLE)				
0045	4455000000-N	10.000	DAY	\$1,500.0000	\$15,000.00
	FLAGGER				
0046	4485000000-E	20.000	LF	\$75.0000	\$1,500.00
	PORTABLE CONCRETE BARRIER				
0047	4955000000-N	3.000	EA	\$450.0000	\$1,350.00
	OBJECT MARKERS (END OF ROAD)				
0048	5325000000-E	268.000	LF	\$5,625.0000	\$1,507,500.00

*** WATER LINE (64")

0049	5691500000-E	450.000 LF	\$220.0000	\$99,000.00
	12" SANITARY GRAVITY SEWER			
0050	5775000000-E	3.000 EA	\$3,575.0000	\$10,725.00
	4' DIA UTILITY MANHOLE			
0051	5781000000-E	10.000 LF	\$4,500.0000	\$45,000.00
	UTILITY MANHOLE WALL 4' DIA			
0052	5798000000-E	294.000 LF	\$150.0000	\$44,100.00
	ABANDON *** UTILITY PIPE (64")			
0053	5802000000-E	396.000 LF	\$55.0000	\$21,780.00
	ABANDON 10" UTILITY PIPE			
0054	5828000000-N	1.000 EA	\$2,500.0000	\$2,500.00
	REMOVE UTILITY MANHOLE			
0055	5835000000-E	166.000 LF	\$3,500.0000	\$581,000.00
	*** ENCASEMENT PIPE (96")			
0056	5836000000-E	186.000 LF	\$900.0000	\$167,400.00
	24" ENCASEMENT PIPE			
0057	5882000000-N	2.000 EA	\$125,500.0000	\$251,000.00
	GENERIC UTILITY ITEM 22-1/2 DEGREE STEEL BEND			
0058	5882000000-N	2.000 EA	\$45,000.0000	\$90,000.00
	GENERIC UTILITY ITEM 36" MANWAY WITH 8' X 10' UTILITY VAULT			
0059	5882000000-N	1.000 EA	\$115,750.0000	\$115,750.00
	GENERIC UTILITY ITEM ANODE TEST STATION			
0060	6000000000-E	7135.000 LF	\$3.5000	\$24,972.50
	TEMPORARY SILT FENCE			
0061	6006000000-E	255.000 TON	\$87.5000	\$22,312.50
	STONE FOR EROSION CONTROL, CLASS A			
0062	6009000000-E	975.000 TON	\$90.0000	\$87,750.00
	STONE FOR EROSION CONTROL, CLASS B			
0063	6012000000-E	410.000 TON	\$65.0000	\$26,650.00
	SEDIMENT CONTROL STONE			
0064	6015000000-E	12.500 ACR	\$1,310.0000	\$16,375.00
	TEMPORARY MULCHING			
0065	6018000000-E	800.000 LB	\$3.3000	\$2,640.00
	SEED FOR TEMPORARY SEEDING			
0066	6021000000-E	5.500 TON	\$1,320.0000	\$7,260.00
	FERTILIZER FOR TEMPORARY SEEDING			
0067	6024000000-E	200.000 LF	\$27.5000	\$5,500.00
	TEMPORARY SLOPE DRAINS			
0068	6029000000-E	1300.000 LF	\$2.2500	\$2,925.00
	SAFETY FENCE			
0069	6030000000-E	2930.000 CY	\$15.0000	\$43,950.00
	SILT EXCAVATION			
0070	6036000000-E	37000.000 SY	\$2.0000	\$74,000.00
	MATTING FOR EROSION CONTROL			
0071	6037000000-E	100.000 SY	\$4.4000	\$440.00
	COIR FIBER MAT			
0072	6038000000-E	440.000 SY	\$4.9500	\$2,178.00
	PERMANENT SOIL REINFORCEMENT MAT			

0073	6042000000-E	435.000	LF	\$6.6000	\$2,871.00
	1/4" HARDWARE CLOTH				
0074	6045000000-E	55.000	LF	\$65.0000	\$3,575.00
	*** TEMPORARY PIPE (18")				
0075	6070000000-N	2.000	EA	\$1,650.0000	\$3,300.00
	SPECIAL STILLING BASINS				
0076	6071012000-E	420.000	LF	\$15.0000	\$6,300.00
	COIR FIBER WATTLE				
0077	6071014000-E	170.000	LF	\$38.5000	\$6,545.00
	COIR FIBER WATTLE BARRIER				
0078	6071020000-E	340.000	LB	\$13.7500	\$4,675.00
	POLYACRYLAMIDE (PAM)				
0079	6071030000-E	475.000	LF	\$15.0000	\$7,125.00
	COIR FIBER BAFFLE				
0080	6071050000-E	3.000	EA	\$3,500.0000	\$10,500.00
	*** SKIMMER (1-1/2")				
0081	6071050000-E	1.000	EA	\$4,250.0000	\$4,250.00
	*** SKIMMER (2")				
0082	6084000000-E	12.000	ACR	\$2,530.0000	\$30,360.00
	SEEDING & MULCHING				
0083	6087000000-E	9.000	ACR	\$149.0000	\$1,341.00
	MOWING				
0084	6090000000-E	150.000	LB	\$6.6000	\$990.00
	SEED FOR REPAIR SEEDING				
0085	6093000000-E	0.250	TON	\$2,310.0000	\$577.50
	FERTILIZER FOR REPAIR SEEDING				
0086	6096000000-E	250.000	LB	\$5.5000	\$1,375.00
	SEED FOR SUPPLEMENTAL SEEDING				
0087	6108000000-E	7.500	TON	\$1,540.0000	\$11,550.00
	FERTILIZER TOPDRESSING				
0088	6111000000-E	51.000	LF	\$82.5000	\$4,207.50
	IMPERVIOUS DIKE				
0089	6114500000-N	10.000	MHR	\$93.5000	\$935.00
	SPECIALIZED HAND MOWING				
0090	6117000000-N	75.000	EA	\$330.0000	\$24,750.00
	RESPONSE FOR EROSION CONTROL				
0091	6117500000-N	5.000	EA	\$1,100.0000	\$5,500.00
	CONCRETE WASHOUT STRUCTURE				
0092	6132000000-N	10.000	EA	\$350.0000	\$3,500.00
	GENERIC EROSION CONTROL ITEM SUPPLEMENTAL RESPONSE FOR EROSION CONTROL				
Section 0001 Total					\$7,878,797.50
Section 0002					
CULVERT ITEMS					
0093	8126000000-N	1.000	LS	\$15,000.0000	\$15,000.00
	CULVERT EXCAVATION, STA ***** (21+72.19 -L-)				
0094	8133000000-E	59.000	TON	\$60.0000	\$3,540.00
	FOUNDATION CONDITIONING MATERIAL, BOX CULVERT				

0095	8245000000-E	20471.000 LB	\$3.0000	\$61,413.00
	REINFORCING STEEL (CULVERT)			
0096	8826000000-E	140.700 CY	\$1,400.0000	\$196,980.00
	GENERIC CULVERT ITEM CLASS AA CONCRETE (CULVERT)			
Section 0002 Total				\$276,933.00
Item Total				\$8,155,730.50

ELECTRONIC BID SUBMISSION

By submitting this bid electronically, I hereby acknowledge that all requirements included in the hard copy proposal, addendum, amendments, plans, standard specifications, supplemental specifications and special provisions are part of the bid and contract. Further, I acknowledge that I have read, understand, accept, acknowledge and agree to comply with all statements in this electronic bid.

=====

NON-COLLUSION, DEBARMENT AND GIFT BAN CERTIFICATION

The prequalified bidder declares (or certifies, verifies, or states) under penalty of perjury under the laws of the United States that neither he, nor any official, agent or employee has entered into any agreement, participated in any collusion, or otherwise taken any action which is in restraint of free competitive bidding in connection with any bid or contract, that the prequalified bidder has not been convicted of violating N.C.G.S. §133-24 within the last three years, and that the prequalified bidder intends to do the work with his own bonafide employees or subcontractors and will not bid for the benefit of another contractor.

By submitting this non-collusion, debarment and gift ban certification, the Contractor is attesting his status under penalty of perjury under the laws of the United States in accordance with the Debarment Certification attached, provided that the Debarment Certification also includes any required statements concerning exceptions that are applicable.

N.C.G.S. §133-32 and Executive Order 24 prohibit the offer to, or acceptance by, any State Employee of any gift from anyone with a contract with the State, or from any person seeking to do business with the State. By execution of any response in this procurement, you attest, for your entire organization and its employees or agents, that you are not aware that any such gift has been offered, accepted, or promised by any employees of your organization.

DEBARMENT CERTIFICATION OF PREQUALIFIED BIDDER

Conditions for certification:

1. The prequalified bidder shall provide immediate written notice to the Department if at any time the bidder learns that his certification was erroneous when he submitted his debarment certification or explanation that is file with the Department, or has become erroneous because of changed circumstances.
2. The terms covered transaction, debarred, suspended, ineligible, lower tier

covered transaction, participant, person, primary covered transaction, principal, proposal, and voluntarily excluded, as used in this provision, have the meanings set out in the Definitions and Coverage sections of the rules implementing Executive Order 12549. A copy of the Federal Rules requiring this certification and detailing the definitions and coverages may be obtained from the Contract Officer of the Department.

3. The prequalified bidder agrees by submitting this form, that he will not knowingly enter into any lower tier covered transaction with a person who is debarred, suspended, declared ineligible, or voluntarily excluded from participation in NCDOT contracts, unless authorized by the Department.

4. For Federal Aid projects, the prequalified bidder further agrees that by submitting this form he will include the Federal- Aid Provision titled Required Contract Provisions Federal-Aid Construction Contract (Form FHWA PR 1273) provided by the Department, without subsequent modification, in all lower tier covered transactions.

5. The prequalified bidder may rely upon a certification of a participant in a lower tier covered transaction that he is not debarred, suspended, ineligible, or voluntarily excluded from the covered transaction, unless he knows that the certification is erroneous. The bidder may decide the method and frequency by which he will determine the eligibility of his subcontractors.

6. Nothing contained in the foregoing shall be construed to require establishment of a system of records in order to render in good faith the certification required by this provision. The knowledge and information of a participant is not required to exceed that which is normally possessed by a prudent person in the ordinary course of business dealings.

7. Except as authorized in paragraph 6 herein, the Department may terminate any contract if the bidder knowingly enters into a lower tier covered transaction with a person who is suspended, debarred, ineligible, or voluntarily excluded from participation in this transaction, in addition to other remedies available by the Federal Government.

DEBARMENT CERTIFICATION

The prequalified bidder certifies to the best of his knowledge and belief, that he and his principals:

a. Are not presently debarred, suspended, proposed for debarment, declared ineligible, or voluntarily excluded from covered transactions by any Federal department or agency;

b. Have not within a three-year period preceding this proposal been convicted of or had a civil judgment rendered against them for commission of fraud or a criminal offense in connection with obtaining, attempting to obtain, or performing a public (Federal, State or local) transaction or contract under a public transaction; violation of Federal or State antitrust statutes or

commission of embezzlement, theft, forgery, bribery, falsification or destruction of records; making false statements; or receiving stolen property;

c. Are not presently indicted for or otherwise criminally or civilly charged by a governmental entity (Federal, State or local) with commission of any of the offenses enumerated in paragraph b. of this certification; and

d. Have not within a three-year period preceding this proposal had one or more public transactions (Federal, State or local) terminated for cause or default.

e. Will submit a revised Debarment Certification immediately if his status changes and will show in his bid proposal an explanation for the change in status.

If the prequalified bidder cannot certify that he is not debarred, he shall provide an explanation with this submittal. An explanation will not necessarily result in denial of participation in a contract.

Failure to submit a non-collusion and debarment certification will result in the prequalified bidder's bid being considered non-responsive.

EXPLANATION:

=====

Award Limits on Multiple Projects

By answering YES to this statement, the bidder acknowledges that they are using the award limits on multiple projects? **Yes** **No**

A bidder who desires to bid on more than one project on which bids are to be opened on the same date, and who also desires to avoid receiving an award of more projects than he is equipped to handle, may bid on any number of projects but may limit the total amount of work awarded to him on selected projects by completing the AWARD LIMITS ON MULTIPLE PROJECTS.

The Award Limits on Multiple Projects must be filled in on each project bid for which the Bidder desires protection.

It is the desire of the Bidder to be awarded contracts, the value of which will not exceed a total of for those projects indicated herein, for which bids will be opened on (MM/DD/YY)

The Award Limits shall apply to the following projects:

Contract Number
County

Contract Number
County

Contract Number
County

Contract Number
County

Contract Number
County

Contract Number
County

It is agreed that if I am (we are) the low Bidder(s) on indicated projects, the total value of which is more than the above stipulated award limits, the Board of Transportation will award me (us) projects from among those indicated

that have a total value not to exceed the award limit and will result in the lowest total bids to the Department of Transportation.

DBE List Summary

Project: STATE FUNDED
Bid Total: 8,155,730.50

Bidder ID: 8177
Business Name: Polivka International Company
Inc.

Goal: 4.00% (326,229.22)
Total Entered: 4.08% (332,500.00)

ID	Name	Is Supplier?	Item Count	Amount	Is Complete?
123092	Five Boys Trucking LLC	False	1	332,500.00	True

Name: Five Boys Trucking LLC ID: 123092

Address: 12517 Druids Glen Dr. Pineville, NC 28134

Used As: SubContractor DBE Items Total:\$332,500.00

Items for Five Boys Trucking LLC

0001				
ROADWAY ITEMS				
0005	0043000000-N	1.000 LS	\$332,500.0000	\$332,500.00
	GRADING			
Note: Will be hauling material onsite and from borrow source along with other truckers.				
Section 0001 Total				\$332,500.00
<hr/>				
Item Total				\$332,500.00

THIS PROPOSAL CONTAINS THE FOLLOWING ERRORS/WARNINGS (IF ANY)

This Bid contains 0 amendment files

Electronic Bid Submission

By submitting this bid electronically, I hereby acknowledge that all requirements included in the hard copy proposal, addendum, amendments, plans, standard specifications, supplemental specifications and special provisions are part of the bid and contract. Further, I acknowledge that I have read, understand, accept, acknowledge and agree to comply with all statements in this electronic bid.

I hereby certify that I have the authority to submit this bid.

Signature _____

Agency _____

Date _____

Signature _____

Agency _____

Date _____

Signature _____

Agency _____

Date _____

Attachments

Failure to complete and attach the Fuel Usage Factor Adjustment Form will result in using 2.90 gallons per ton as the Fuel Usage Factor for Diesel for the asphalt items included on the form. The contractor will not be permitted to change the option after the bids are submitted.

NOTE: The maximum upload limit is 5 MB.

Verify

Line #	ItemNumber	Sec #	Description	Quantity Unit	Unit Bid Price	Amount Bid
ROADWAY ITEMS						
0001	0000100000-N	800	MOBILIZATION	LUMP SUM	545,500.00	545,500.00
0002	0000400000-N	801	CONSTRUCTION SURVEYING	LUMP SUM	95,500.00	95,500.00
0003	0000700000-N	SP	FIELD OFFICE	LUMP SUM	25,000.00	25,000.00
0004	0000820000-N	SP	GENERIC MISCELLANEOUS ITEM RAILROAD CONTRACTOR PROTECTIVE SERVICES	300 DAY	2,450.00	735,000.00
0005	0043000000-N	226	GRADING	LUMP SUM	1,475,500.00	1,475,500.00
0006	0050000000-E	226	SUPPLEMENTARY CLEARING & GRUBBING	1 ACR	17,500.00	17,500.00
0007	0057000000-E	226	UNDERCUT EXCAVATION	2,750 CY	50.00	137,500.00
0008	0127000000-N	235	EMBANKMENT SETTLEMENT GAUGES	5 EA	4,500.00	22,500.00
0009	0134000000-E	240	DRAINAGE DITCH EXCAVATION	110 CY	55.00	6,050.00
0010	0192000000-N	260	PROOF ROLLING	10 HR	1,500.00	15,000.00
0011	0195000000-E	265	SELECT GRANULAR MATERIAL	2,000 CY	75.00	150,000.00
0012	0196000000-E	270	GEOTEXTILE FOR SOIL STABILIZATION	2,300 SY	4.50	10,350.00
0013	0199000000-E	SP	TEMPORARY SHORING	1,230 SF	95.00	116,850.00
0014	0223000000-E	275	ROCK PLATING	251 SY	95.00	23,845.00
0015	0255000000-E	SP	GENERIC GRADING ITEM HAULING & DISPOSAL OF CONTAMINATED SOIL	1,500 TON	125.00	187,500.00
0016	0255000000-E	SP	GENERIC GRADING ITEM SURGE STONE	200 TON	85.00	17,000.00
0017	0257000000-E	SP	GENERIC GRADING ITEM RAILROAD SIGNAL CONDUIT	1,500 LF	65.00	97,500.00
0018	0318000000-E	300	FOUNDATION CONDITIONING MATERIAL, MINOR STRUCTURES	70 TON	55.00	3,850.00
0019	0320000000-E	300	FOUNDATION CONDITIONING GEOTEXTILE	540 SY	4.50	2,430.00
0020	0335000000-E	305	*** DRAINAGE PIPE (8")	24 LF	45.00	1,080.00
0021	0546000000-E	310	*** CAA PIPE CULVERTS, ***** THICK (36", 0.109")	106 LF	175.00	18,550.00

Line #	ItemNumber	Sec #	Description	Quantity Unit	Unit Bid Price	Amount Bid
0022	0986000000-E	SP	GENERIC PIPE ITEM 36" WELDED STEEL PIPE, 0.532" THICK, GRADE B IN SOIL	44 LF	1,650.00	72,600.00
0023	0986000000-E	SP	GENERIC PIPE ITEM 36" WELDED STEEL PIPE, 0.532" THICK, GRADE B NOT IN SOIL	44 LF	750.00	33,000.00
0024	0986000000-E	SP	GENERIC PIPE ITEM 36" WELDED STEEL PIPE, 0.532" THICK, GRADE B, OPEN CUT	36 LF	550.00	19,800.00
0025	0995000000-E	340	PIPE REMOVAL	135 LF	15.00	2,025.00
0026	1275000000-E	600	PRIME COAT	110 GAL	5.75	632.50
0027	1523000000-E	610	ASPHALT CONC SURFACE COURSE, TYPE S9.5C	50 TON	325.00	16,250.00
0028	1575000000-E	620	ASPHALT BINDER FOR PLANT MIX	5 TON	645.00	3,225.00
0029	2000000000-N	806	RIGHT-OF-WAY MARKERS	9 EA	200.00	1,800.00
0030	2022000000-E	815	SUBDRAIN EXCAVATION	168 CY	45.00	7,560.00
0031	2033000000-E	815	SUBDRAIN FINE AGGREGATE	84 CY	105.00	8,820.00
0032	2044000000-E	815	6" PERFORATED SUBDRAIN PIPE	500 LF	22.50	11,250.00
0033	2070000000-N	815	SUBDRAIN PIPE OUTLET	1 EA	1,250.00	1,250.00
0034	2077000000-E	815	6" OUTLET PIPE	6 LF	450.00	2,700.00
0035	2275000000-E	SP	FLOWABLE FILL	8 CY	400.00	3,200.00
0036	2495000000-E	SP	GENERIC DRAINAGE ITEM ENDWALLS	10.4 CY	2,500.00	26,000.00
0037	3575000000-E	SP	GENERIC FENCING ITEM REMOVE FENCE	445 LF	7.00	3,115.00
0038	3578000000-N	SP	GENERIC FENCING ITEM GATE	1 EA	4,500.00	4,500.00
0039	3628000000-E	876	RIP RAP, CLASS I	840 TON	85.00	71,400.00
0040	3656000000-E	876	GEOTEXTILE FOR DRAINAGE	2,155 SY	4.00	8,620.00
0041	3832000000-E	SP	RAILROAD TRACK TO BE REMOVED	800 TF	16.50	13,200.00
0042	3884000000-N	SP	GENERIC TRACKWORK ITEM CROSSTIE DISPOSAL	480 EA	85.00	40,800.00

Line #	ItemNumber	Sec #	Description	Quantity Unit	Unit Bid Price	Amount Bid
0043	3885000000-E	SP	GENERIC TRACKWORK ITEM SUB-BALLAST	6,915 TON	60.00	414,900.00
0044	4405000000-E	1110	WORK ZONE SIGNS (PORTABLE)	96 SF	35.00	3,360.00
0045	4455000000-N	1150	FLAGGER	10 DAY	1,500.00	15,000.00
0046	4485000000-E	1170	PORTABLE CONCRETE BARRIER	20 LF	75.00	1,500.00
0047	4955000000-N	1264	OBJECT MARKERS (END OF ROAD)	3 EA	450.00	1,350.00
0048	5325000000-E	1510	*** WATER LINE (64")	268 LF	5,625.00	1,507,500.00
0049	5691500000-E	1520	12" SANITARY GRAVITY SEWER	450 LF	220.00	99,000.00
0050	5775000000-E	1525	4' DIA UTILITY MANHOLE	3 EA	3,575.00	10,725.00
0051	5781000000-E	1525	UTILITY MANHOLE WALL 4' DIA	10 LF	4,500.00	45,000.00
0052	5798000000-E	1530	ABANDON *** UTILITY PIPE (64")	294 LF	150.00	44,100.00
0053	5802000000-E	1530	ABANDON 10" UTILITY PIPE	396 LF	55.00	21,780.00
0054	5828000000-N	1530	REMOVE UTILITY MANHOLE	1 EA	2,500.00	2,500.00
0055	5835000000-E	1540	*** ENCASEMENT PIPE (96")	166 LF	3,500.00	581,000.00
0056	5836000000-E	1540	24" ENCASEMENT PIPE	186 LF	900.00	167,400.00
0057	5882000000-N	SP	GENERIC UTILITY ITEM 22-1/2 DEGREE STEEL BEND	2 EA	125,500.00	251,000.00
0058	5882000000-N	SP	GENERIC UTILITY ITEM 36" MANWAY WITH 8' X 10' UTILITY VAULT	2 EA	45,000.00	90,000.00
0059	5882000000-N	SP	GENERIC UTILITY ITEM ANODE TEST STATION	1 EA	115,750.00	115,750.00
0060	6000000000-E	1605	TEMPORARY SILT FENCE	7,135 LF	3.50	24,972.50
0061	6006000000-E	1610	STONE FOR EROSION CONTROL, CLASS A	255 TON	87.50	22,312.50
0062	6009000000-E	1610	STONE FOR EROSION CONTROL, CLASS B	975 TON	90.00	87,750.00
0063	6012000000-E	1610	SEDIMENT CONTROL STONE	410 TON	65.00	26,650.00
0064	6015000000-E	1615	TEMPORARY MULCHING	12.5 ACR	1,310.00	16,375.00

Line #	ItemNumber	Sec #	Description	Quantity Unit	Unit Bid Price	Amount Bid
0065	6018000000-E	1620	SEED FOR TEMPORARY SEEDING	800 LB	3.30	2,640.00
0066	6021000000-E	1620	FERTILIZER FOR TEMPORARY SEEDING	5.5 TON	1,320.00	7,260.00
0067	6024000000-E	1622	TEMPORARY SLOPE DRAINS	200 LF	27.50	5,500.00
0068	6029000000-E	SP	SAFETY FENCE	1,300 LF	2.25	2,925.00
0069	6030000000-E	1630	SILT EXCAVATION	2,930 CY	15.00	43,950.00
0070	6036000000-E	1631	MATTING FOR EROSION CONTROL	37,000 SY	2.00	74,000.00
0071	6037000000-E	SP	COIR FIBER MAT	100 SY	4.40	440.00
0072	6038000000-E	SP	PERMANENT SOIL REINFORCEMENT MAT	440 SY	4.95	2,178.00
0073	6042000000-E	1632	1/4" HARDWARE CLOTH	435 LF	6.60	2,871.00
0074	6045000000-E	SP	*** TEMPORARY PIPE (18")	55 LF	65.00	3,575.00
0075	6070000000-N	1639	SPECIAL STILLING BASINS	2 EA	1,650.00	3,300.00
0076	6071012000-E	SP	COIR FIBER WATTLE	420 LF	15.00	6,300.00
0077	6071014000-E	SP	COIR FIBER WATTLE BARRIER	170 LF	38.50	6,545.00
0078	6071020000-E	SP	POLYACRYLAMIDE (PAM)	340 LB	13.75	4,675.00
0079	6071030000-E	1640	COIR FIBER BAFFLE	475 LF	15.00	7,125.00
0080	6071050000-E	SP	*** SKIMMER (1-1/2")	3 EA	3,500.00	10,500.00
0081	6071050000-E	SP	*** SKIMMER (2")	1 EA	4,250.00	4,250.00
0082	6084000000-E	1660	SEEDING & MULCHING	12 ACR	2,530.00	30,360.00
0083	6087000000-E	1660	MOWING	9 ACR	149.00	1,341.00
0084	6090000000-E	1661	SEED FOR REPAIR SEEDING	150 LB	6.60	990.00
0085	6093000000-E	1661	FERTILIZER FOR REPAIR SEEDING	0.25 TON	2,310.00	577.50
0086	6096000000-E	1662	SEED FOR SUPPLEMENTAL SEEDING	250 LB	5.50	1,375.00
0087	6108000000-E	1665	FERTILIZER TOPDRESSING	7.5 TON	1,540.00	11,550.00

Contract Item Sheets For C204176

Line #	ItemNumber	Sec #	Description	Quantity Unit	Unit Bid Price	Amount Bid
0088	6111000000-E	SP	IMPERVIOUS DIKE	51 LF	82.50	4,207.50
0089	6114500000-N	1667	SPECIALIZED HAND MOWING	10 MHR	93.50	935.00
0090	6117000000-N	SP	RESPONSE FOR EROSION CONTROL	75 EA	330.00	24,750.00
0091	6117500000-N	SP	CONCRETE WASHOUT STRUCTURE	5 EA	1,100.00	5,500.00
0092	6132000000-N	SP	GENERIC EROSION CONTROL ITEM SUPPLEMENTAL RESPONSE FOR EROSION CONTROL	10 EA	350.00	3,500.00

Line #	ItemNumber	Sec #	Description	Quantity Unit	Unit Bid Price	Amount Bid
CULVERT ITEMS						
0093	8126000000-N	414	CULVERT EXCAVATION, STA ***** (21+72.19 -L-)	LUMP SUM	15,000.00	15,000.00
0094	8133000000-E	414	FOUNDATION CONDITIONING MATERIAL, BOX CULVERT	59 TON	60.00	3,540.00
0095	8245000000-E	425	REINFORCING STEEL (CULVERT)	20,471 LB	3.00	61,413.00
0096	8826000000-E	420	GENERIC CULVERT ITEM CLASS AA CONCRETE (CULVERT)	140.7 CY	1,400.00	196,980.00
TOTAL AMOUNT OF BID FOR ENTIRE PROJECT						\$8,155,730.50

1426/Jul28/Q102370.85/D376039696000/E96

C204176

Contract No. _____

Rev. 1-16-18

County Mecklenburg

**EXECUTION OF CONTRACT
NON-COLLUSION, DEBARMENT AND GIFT BAN CERTIFICATION**

CORPORATION

The Contractor declares (or certifies, verifies, or states) under penalty of perjury under the laws of the United States that neither he, nor any official, agent or employee has entered into any agreement, participated in any collusion, or otherwise taken any action which is in restraint of free competitive bidding in connection with this Contract, that the Contractor has not been convicted of violating *N.C.G.S. § 133-24* within the last three years, and that the Contractor intends to do the work with its own bona fide employees or subcontractors and did not bid for the benefit of another contractor.

By submitting this Execution of Contract, Non-Collusion and Debarment Certification, the Contractor is certifying his status under penalty of perjury under the laws of the United States in accordance with the Debarment Certification attached, provided that the Debarment Certification also includes any required statements concerning exceptions that are applicable.

N.C.G.S. § 133-32 and Executive Order 24 prohibit the offer to, or acceptance by, any State Employee of any gift from anyone with a contract with the State, or from any person seeking to do business with the State. By execution of any response in this procurement, you attest, for your entire organization and its employees or agents, that you are not aware that any such gift has been offered, accepted, or promised by any employees of your organization.

SIGNATURE OF CONTRACTOR


Polivka International Company, Inc.

Full name of Corporation

13700 Providence Road, Suite 200, Weddington, NC 28104

Address as Prequalified

Attest



Secretary/Assistant Secretary
Select appropriate title

By



President/Vice President/Assistant Vice President
Select appropriate title

Alexa B. Polivka

Print or type Signer's name

Andrew Basil Polivka

Print or type Signer's name

CORPORATE SEAL



DEBARMENT CERTIFICATION

Conditions for certification:

1. The prequalified bidder shall provide immediate written notice to the Department if at any time the bidder learns that his certification was erroneous when he submitted his debarment certification or explanation filed with the Department, or has become erroneous because of changed circumstances.
2. The terms *covered transaction, debarred, suspended, ineligible, lower tier covered transaction, participant, person, primary covered transaction, principal, proposal, and voluntarily excluded*, as used in this provision, have the meanings set out in the Definitions and Coverage sections of the rules implementing Executive Order 12549. A copy of the Federal Rules requiring this certification and detailing the definitions and coverages may be obtained from the Contract Officer of the Department.
3. The prequalified bidder agrees by submitting this form, that he will not knowingly enter into any lower tier covered transaction with a person who is debarred, suspended, declared ineligible, or voluntarily excluded from participation in NCDOT contracts, unless authorized by the Department.
4. For Federal Aid projects, the prequalified bidder further agrees that by submitting this form he will include the Federal-Aid Provision titled *Required Contract Provisions Federal-Aid Construction Contract (Form FHWA PR 1273)* provided by the Department, without subsequent modification, in all lower tier covered transactions.
5. The prequalified bidder may rely upon a certification of a participant in a lower tier covered transaction that he is not debarred, suspended, ineligible, or voluntarily excluded from the covered transaction, unless he knows that the certification is erroneous. The bidder may decide the method and frequency by which he will determine the eligibility of his subcontractors.
6. Nothing contained in the foregoing shall be construed to require establishment of a system of records in order to render in good faith the certification required by this provision. The knowledge and information of a participant is not required to exceed that which is normally possessed by a prudent person in the ordinary course of business dealings.
7. Except as authorized in paragraph 6 herein, the Department may terminate any contract if the bidder knowingly enters into a lower tier covered transaction with a person who is suspended, debarred, ineligible, or voluntarily excluded from participation in this transaction, in addition to other remedies available by the Federal Government.

DEBARMENT CERTIFICATION

The prequalified bidder certifies to the best of his knowledge and belief, that he and his principals:

- a. Are not presently debarred, suspended, proposed for debarment, declared ineligible, or voluntarily excluded from covered transactions by any Federal department or agency;
- b. Have not within a three-year period preceding this proposal been convicted of or had a civil judgment rendered against them for commission of fraud or a criminal offense in connection with obtaining, attempting to obtain, or performing a public (Federal, State or local) transaction or contract under a public transaction; violation of Federal or State antitrust statutes or commission of embezzlement, theft, forgery, bribery, falsification or destruction of records; making false statements; or receiving stolen property;
- c. Are not presently indicted for or otherwise criminally or civilly charged by a governmental entity (Federal, State or local) with commission of any of the offenses enumerated in paragraph b. of this certification; and
- d. Have not within a three-year period preceding this proposal had one or more public transactions (Federal, State or local) terminated for cause or default.
- e. Will submit a revised Debarment Certification immediately if his status changes and will show in his bid proposal an explanation for the change in status.

If the prequalified bidder cannot certify that he is not debarred, he shall provide an explanation with this submittal. An explanation will not necessarily result in denial of participation in a contract.

Failure to submit a non-collusion and debarment certification will result in the prequalified bidder's bid being considered non-responsive.

Check here if an explanation is attached to this certification.

Contract No. **C204176**

County (ies): **Mecklenburg**

ACCEPTED BY THE
DEPARTMENT OF TRANSPORTATION

DocuSigned by:

Ronald E. Davenport, Jr.

F81B6038A47A442...

Contract Officer

08/09/2023

Date

Execution of Contract and Bonds
Approved as to Form:

DocuSigned by:

Miranda Halley

5EC16D0BA2F8434...

Attorney General

08/09/2023

Date

Signature Sheet (Bid - Acceptance by Department)

Contract No.
County

C204176
MECKLENBURG

Rev 5-17-11

CONTRACT PAYMENT BOND

Date of Payment Bond Execution	<u>August 1, 2023</u>
Name of Principal Contractor	<u>Polivka International Company, Inc.</u>
Name of Surety:	<u>Travelers Casualty & Surety Company of America</u>
Name of Contracting Body:	<u>North Carolina Department of Transportation</u> <u>Raleigh, North Carolina</u>
Amount of Bond:	<u>\$8,155,730.50</u>
Contract ID No.:	<u>C204176</u>
County Name:	<u>MECKLENBURG</u>

KNOW ALL MEN BY THESE PRESENTS, That we, the PRINCIPAL CONTRACTOR (hereafter, PRINCIPAL) and SURETY above named, are held and firmly bound unto the above named Contracting Body, hereinafter called the Contracting Body, in the penal sum of the amount stated above for the payment of which sum well and truly to be made, we bind ourselves, our heirs, executors, administrators, and successors, jointly and severally, firmly by these presents.

THE CONDITION OF THIS OBLIGATION IS SUCH, that whereas the principal entered into a certain contract with the Contracting Body, numbered as shown above and hereto attached:

NOW THEREFORE, if the principal shall promptly make payment to all persons supplying labor and material in the prosecution of the work provided for in said contract, and any and all duly authorized modifications of said contract that may hereafter be made, notice of which modifications to the surety being hereby waived, then this obligation to be void; otherwise to remain in full force and virtue.

IN WITNESS WHEREOF, the above-bound parties have executed this instrument under their several seals on the date indicated above, the name and corporate seal of each corporate party being hereto affixed and these presents duly signed by its undersigned representative, pursuant to authority of its governing body.

Contract No. C204176
County MECKLENBURG

Rev 5-17-11

CONTRACT PAYMENT BOND



Seal of Surety Company

Travelers Casualty & Surety Company of America

Print or type Surety Company Name

By Keith A. Miller, Attorney-In-Fact

Print, stamp or type name of Attorney-in-Fact

A handwritten signature in blue ink, appearing to read "Keith A. Miller".

Signature of Attorney-in-Fact

A handwritten signature in blue ink, appearing to read "Monica Bonilla".

Signature of Witness

A handwritten signature in blue ink, appearing to read "Monica Bonilla".

Print or type Signer's name

3744 Starr Center Drive Canfield, Ohio 44406

Address of Attorney-in-Fact

Contract No.
County

C204176
MECKLENBURG

Rev 5-17-11

CONTRACT PAYMENT BOND

CORPORATION

SIGNATURE OF CONTRACTOR (Principal)

Polivka International Company, Inc.

Full name of Corporation

13700 Providence Road, Suite 200, Weddington, NC, 28104

Address as prequalified

By

Signature of President, Vice President, Assistant Vice President
Select appropriate title

A. Basil Polivka, President

Print or type Signer's name

Affix Corporate Seal



Attest

Alexa B. Polivka

Signature of Secretary, Assistant Secretary
Select appropriate title

Alexa B. Polivka, Secretary

Print or type Signer's name

Contract No. C204176
County MECKLENBURG

CONTRACT PERFORMANCE BOND

Date of Performance Bond Execution: August 1, 2023

Name of Principal Contractor: Polivka International Company, Inc.

Name of Surety: Travelers Casualty & Surety Company of America

Name of Contracting Body: **North Carolina Department of Transportation**
Raleigh, North Carolina

Amount of Bond: \$8,155,730.50

Contract ID No.: C204176

County Name: MECKLENBURG

KNOW ALL MEN BY THESE PRESENTS, That we, the PRINCIPAL CONTRACTOR (hereafter, PRINCIPAL) and SURETY above named, are held and firmly bound unto the above named Contracting Body, hereinafter called the Contracting Body, in the penal sum of the amount stated above for the payment of which sum well and truly to be made, we bind ourselves, our heirs, executors, administrators, and successors, jointly and severally, firmly by these presents.

THE CONDITION OF THIS OBLIGATION IS SUCH, that whereas the principal entered into a certain contract with the Contracting Body, numbered as shown above and hereto attached:

NOW THEREFORE, if the principal shall well and truly perform and fulfill all the undertakings, covenants, terms, conditions, and agreements of said contract during the original term of said contract and any extensions thereof that may be granted by the Contracting Body, with or without notice to the Surety, and during the life of any guaranty required under the contract, and shall also well and truly perform and fulfill all the undertakings, covenants, terms, conditions, and agreements of any and all duly authorized modifications of said contract that may hereafter be made, notice of which modifications to the surety being hereby waived, then this obligation to be void; otherwise to remain in full force and virtue.

IN WITNESS WHEREOF, the above-bound parties have executed this instrument under their several seals on the date indicated above, the name and corporate seal of each corporate party being hereto affixed and these presents duly signed by its undersigned representative, pursuant to authority of its governing body.

Contract No.
County

C204176
MECKLENBURG

Rev 5-17-11

CONTRACT PERFORMANCE BOND



Affix Seal of Surety Company

Travelers Casualty & Surety Company of America
Print or type Surety Company Name

By Keith A. Miller, Attorney-In-Fact
Print, stamp or type name of Attorney-in-Fact

Signature of Attorney-in-Fact

Monica Bonilla
Signature of Witness

Monica Bonilla
Print or type Signer's name

3744 Starr Center Drive Canfield, Ohio 44406
Address of Attorney-in-Fact

Contract No.
County

C204176

MECKLENBURG

Rev 5-17-11

CONTRACT PERFORMANCE BOND

CORPORATION

SIGNATURE OF CONTRACTOR (Principal)

Polivka International Company, Inc.

Full name of Corporation

13700 Providence Road, Suite 200, Weddington, NC, 28104

Address as prequalified

By



Signature of ~~President, Vice President, Assistant Vice President~~
Select appropriate title


A. Basil Polivka, President

Print or type Signer's name

Affix Corporate Seal



Attest



Signature of ~~Secretary, Assistant Secretary~~
Select appropriate title

Alexa B. Polivka, Secretary
Print or type Signer's name



**Travelers Casualty and Surety Company of America
Travelers Casualty and Surety Company
St. Paul Fire and Marine Insurance Company**

POWER OF ATTORNEY


KNOW ALL MEN BY THESE PRESENTS: That Travelers Casualty and Surety Company of America, Travelers Casualty and Surety Company, and St. Paul Fire and Marine Insurance Company are corporations duly organized under the laws of the State of Connecticut (herein collectively called the "Companies"), and that the Companies do hereby make, constitute and appoint **Keith Miller** of **CANFIELD** , Ohio , their true and lawful Attorney(s)-in-Fact to sign, execute, seal and acknowledge any and all bonds, recognizances, conditional undertakings and other writings obligatory in the nature thereof on behalf of the Companies in their business of guaranteeing the fidelity of persons, guaranteeing the performance of contracts and executing or guaranteeing bonds and undertakings required or permitted in any actions or proceedings allowed by law.

IN WITNESS WHEREOF, the Companies have caused this instrument to be signed, and their corporate seals to be hereto affixed, this **21st** day of **April**, 2021.



State of Connecticut


City of Hartford ss.

By: 
Robert L. Raney, Senior Vice President

On this the **21st** day of **April**, 2021, before me personally appeared **Robert L. Raney**, who acknowledged himself to be the Senior Vice President of each of the Companies, and that he, as such, being authorized so to do, executed the foregoing instrument for the purposes therein contained by signing on behalf of said Companies by himself as a duly authorized officer.

IN WITNESS WHEREOF, I hereunto set my hand and official seal.

My Commission expires the **30th** day of **June**, 2026




Anna P. Nowik, Notary Public

This Power of Attorney is granted under and by the authority of the following resolutions adopted by the Boards of Directors of each of the Companies, which resolutions are now in full force and effect, reading as follows:

RESOLVED, that the Chairman, the President, any Vice Chairman, any Executive Vice President, any Senior Vice President, any Vice President, any Second Vice President, the Treasurer, any Assistant Treasurer, the Corporate Secretary or any Assistant Secretary may appoint Attorneys-in-Fact and Agents to act for and on behalf of the Company and may give such appointee such authority as his or her certificate of authority may prescribe to sign with the Company's name and seal with the Company's seal bonds, recognizances, contracts of indemnity, and other writings obligatory in the nature of a bond, recognizance, or conditional undertaking, and any of said officers or the Board of Directors at any time may remove any such appointee and revoke the power given him or her; and it is


FURTHER RESOLVED, that the Chairman, the President, any Vice Chairman, any Executive Vice President, any Senior Vice President or any Vice President may delegate all or any part of the foregoing authority to one or more officers or employees of this Company, provided that each such delegation is in writing and a copy thereof is filed in the office of the Secretary, and it is

FURTHER RESOLVED, that any bond, recognizance, contract of indemnity, or writing obligatory in the nature of a bond, recognizance, or conditional undertaking shall be valid and binding upon the Company when (a) signed by the President, any Vice Chairman, any Executive Vice President, any Senior Vice President or any Vice President, any Second Vice President, the Treasurer, any Assistant Treasurer, the Corporate Secretary or any Assistant Secretary and duly attested and sealed with the Company's seal by a Secretary or Assistant Secretary; or (b) duly executed (under seal, if required) by one or more Attorneys-in-Fact and Agents pursuant to the power prescribed in his or her certificate or their certificates of authority or by one or more Company officers pursuant to a written delegation of authority; and it is

FURTHER RESOLVED, that the signature of each of the following officers: President, any Executive Vice President, any Senior Vice President, any Vice President, any Assistant Vice President, any Secretary, any Assistant Secretary, and the seal of the Company may be affixed by facsimile to any Power of Attorney or to any certificate relating thereto appointing Resident Vice Presidents, Resident Assistant Secretaries or Attorneys-in-Fact for purposes only of executing and attesting bonds and undertakings and other writings obligatory in the nature thereof, and any such Power of Attorney or certificate bearing such facsimile signature or facsimile seal shall be valid and binding upon the Company and any such power so executed and certified by such facsimile signature and facsimile seal shall be valid and binding on the Company in the future with respect to any bond or understanding to which it is attached.

I, **Kevin E. Hughes**, the undersigned, Assistant Secretary of each of the Companies, do hereby certify that the above and foregoing is a true and correct copy of the Power of Attorney executed by said Companies, which remains in full force and effect.

Dated this **1st** day of **August**, 2023




Kevin E. Hughes, Assistant Secretary

**Please verify the authenticity of this Power of Attorney, please call us at 1-800-421-3880.
Please contact the named Attorney(s)-in-Fact and the details of the bond to which this Power of Attorney is attached.**