



STATE OF NORTH CAROLINA  
DEPARTMENT OF TRANSPORTATION  
RALEIGH, N.C.

PROPOSAL

DATE AND TIME OF BID OPENING: **AUGUST 20, 2013 AT 2:00 PM**

CONTRACT ID C203129  
WBS 52500.3.STR01T4

FEDERAL-AID NO. FRA-FR-0006-10-01-00

COUNTY ALAMANCE

T.I.P. NO. P-5205

MILES 2.080

ROUTE NO.

LOCATION HAW RIVER FROM NS/NCRR MP-H-23.4 WEST OF SR-1719 CROSSING TO MP-H-25.5 AT NC-49 UNDERPASS.

TYPE OF WORK GRADING, DRAINAGE, PAVING, PASSING SIDE & MAINLINE REALIGN.

**NOTICE:**

ALL BIDDERS SHALL COMPLY WITH ALL APPLICABLE LAWS REGULATING THE PRACTICE OF GENERAL CONTRACTING AS CONTAINED IN CHAPTER 87 OF THE GENERAL STATUTES OF NORTH CAROLINA WHICH REQUIRES THE BIDDER TO BE LICENSED BY THE N.C. LICENSING BOARD FOR CONTRACTORS WHEN BIDDING ON ANY NON-FEDERAL AID PROJECT WHERE THE BID IS \$30,000 OR MORE, EXCEPT FOR CERTAIN SPECIALTY WORK AS DETERMINED BY THE LICENSING BOARD. BIDDERS SHALL ALSO COMPLY WITH ALL OTHER APPLICABLE LAWS REGULATING THE PRACTICES OF ELECTRICAL, PLUMBING, HEATING AND AIR CONDITIONING AND REFRIGERATION CONTRACTING AS CONTAINED IN CHAPTER 87 OF THE GENERAL STATUTES OF NORTH CAROLINA. NOT WITHSTANDING THESE LIMITATIONS ON BIDDING, THE BIDDER WHO IS AWARDED ANY PROJECT SHALL COMPLY WITH CHAPTER 87 OF THE GENERAL STATUTES OF NORTH CAROLINA FOR LICENSING REQUIREMENTS WITHIN 60 CALENDAR DAYS OF BID OPENING, REGARDLESS OF FUNDING SOURCES.

**BIDS WILL BE RECEIVED AS SHOWN BELOW:**

THIS IS A ROADWAY PROPOSAL

**5% BID BOND OR BID DEPOSIT REQUIRED**

**PROPOSAL FOR THE CONSTRUCTION OF  
CONTRACT No. C203129 IN ALAMANCE COUNTY, NORTH CAROLINA**

Date \_\_\_\_\_ 20\_\_\_\_

**DEPARTMENT OF TRANSPORTATION,  
RALEIGH, NORTH CAROLINA**

The Bidder has carefully examined the location of the proposed work to be known as Contract No. **C203129**; has carefully examined the plans and specifications, which are acknowledged to be part of the proposal, the special provisions, the proposal, the form of contract, and the forms of contract payment bond and contract performance bond; and thoroughly understands the stipulations, requirements and provisions. The undersigned bidder agrees to bound upon his execution of the bid and subsequent award to him by the Board of Transportation in accordance with this proposal to provide the necessary contract payment bond and contract performance bond within fourteen days after the written notice of award is received by him. The undersigned Bidder further agrees to provide all necessary machinery, tools, labor, and other means of construction; and to do all the work and to furnish all materials, except as otherwise noted, necessary to perform and complete the said contract in accordance with *the 2012 Standard Specifications for Roads and Structures* by the dates(s) specified in the Project Special Provisions and in accordance with the requirements of the Engineer, and at the unit or lump sum prices, as the case may be, for the various items given on the sheets contained herein.

The Bidder shall provide and furnish all the materials, machinery, implements, appliances and tools, and perform the work and required labor to construct and complete State Highway Contract No. **C203129** in **Alamance County**, for the unit or lump sum prices, as the case may be, bid by the Bidder in his bid and according to the proposal, plans, and specifications prepared by said Department, which proposal, plans, and specifications show the details covering this project, and hereby become a part of this contract.


The published volume entitled *North Carolina Department of Transportation, Raleigh, Standard Specifications for Roads and Structures, January 2012* with all amendments and supplements thereto, is by reference incorporated into and made a part of this contract; that, except as herein modified, all the construction and work included in this contract is to be done in accordance with the specifications contained in said volume, and amendments and supplements thereto, under the direction of the Engineer.

If the proposal is accepted and the award is made, the contract is valid only when signed either by the Contract Officer or such other person as may be designated by the Secretary to sign for the Department of Transportation. The conditions and provisions herein cannot be changed except over the signature of the said Contract Officer.

The quantities shown in the itemized proposal for the project are considered to be approximate only and are given as the basis for comparison of bids. The Department of Transportation may increase or decrease the quantity of any item or portion of the work as may be deemed necessary or expedient.

An increase or decrease in the quantity of an item will not be regarded as sufficient ground for an increase or decrease in the unit prices, nor in the time allowed for the completion of the work, except as provided for the contract.

Accompanying this bid is a bid bond secured by a corporate surety, or certified check payable to the order of the Department of Transportation, for five percent of the total bid price, which deposit is to be forfeited as liquidated damages in case this bid is accepted and the Bidder shall fail to provide the required payment and performance bonds with the Department of Transportation, under the condition of this proposal, within 14 calendar days after the written notice of award is received by him, as provided in the *Standard Specifications*; otherwise said deposit will be returned to the Bidder.



*State Contract Officer*

*Revised 8-13-13*

**TABLE OF CONTENTS**

**COVER SHEET  
PROPOSAL SHEET**

**PROJECT SPECIAL PROVISIONS**

CONTRACT TIME AND LIQUIDATED DAMAGES: ..... 1

INTERMEDIATE CONTRACT TIME NUMBER 1 AND LIQUIDATED DAMAGES: ..... 1

INTERMEDIATE CONTRACT TIME NUMBER 2 AND INCENTIVE PAYMENT AND DISINCENTIVE:.....2

INTERMEDIATE CONTRACT TIME NUMBER 3 AND INCENTIVE PAYMENT AND DISINCENTIVE: ....3

INTERMEDIATE CONTRACT TIME NUMBER 4 AND INCENTIVE PAYMENT AND DISINCENTIVE: .3A

INTERMEDIATE CONTRACT TIME NUMBER 5 AND LIQUIDATED DAMAGES: .....3B

PERMANENT VEGETATION ESTABLISHMENT:..... 3B

DELAY IN RIGHT OF ENTRY: ..... 3B

RAILROAD COORDINATION: ..... 4

PROGRESS SCHEDULE (RAIL): ..... 5

MAJOR CONTRACT ITEMS: ..... 6

SPECIALTY ITEMS:..... 6

FUEL PRICE ADJUSTMENT:..... 6

SCHEDULE OF ESTIMATED COMPLETION PROGRESS: ..... 7

DISADVANTAGED BUSINESS ENTERPRISE FOR RAILROAD PIEDMONT IMPROVEMENT PLAN (PIP):..... 7

ARRA AND OERI CONTRACT PROVISIONS AND REPORTING REQUIREMENT CERTIFICATION: 15

SPECIAL NOTICE TO BIDDERS: ..... 21

PREQUALIFICATION OF RAIL ROAD GRADING CONTRACTORS (PIP): ..... 22

PROTECTION OF RAILROAD INTEREST:..... 22

CERTIFICATION FOR FEDERAL-AID CONTRACTS: ..... 42

U.S. DEPARTMENT OF TRANSPORTATION HOTLINE: ..... 42

SUBSURFACE INFORMATION:..... 43

LOCATING EXISTING UNDERGROUND UTILITIES: ..... 43

RESOURCE CONSERVATION: ..... 43

DOMESTIC STEEL:..... 43

MAINTENANCE OF THE PROJECT: ..... 44

TWELVE MONTH GUARANTEE:..... 44

GIFTS FROM VENDORS AND CONTRACTORS: ..... 45

EROSION AND SEDIMENT CONTROL/STORMWATER CERTIFICATION: ..... 45

PROCEDURE FOR MONITORING BORROW PIT DISCHARGE:..... 51

SUPPLEMENTAL CONTRACTOR EROSION CONTROL RESPONSIBILITIES: ..... 52

SUPPLEMENTAL RESPONSE FOR EROSION CONTROL: ..... 53

EMPLOYMENT: ..... 53

STATE HIGHWAY ADMINISTRATOR TITLE CHANGE:..... 53

NOTE TO CONTRACTOR: ..... 53A

ROADWAY ..... 54

GEOENVIRONMENTAL..... 64

UTILITY CONSTRUCTION..... 65

UTILITIES BY OTHERS ..... 68

EROSION CONTROL ..... 70

PROJECT SPECIAL PROVISIONS ROADBED..... 92

**PERMITS** ..... R-1

**STANDARD SPECIAL PROVISIONS**

AVAILABILITY OF FUNDS – TERMINATION OF CONTRACTS..... 1  
 NCDOT GENERAL SEED SPECIFICATION FOR SEED QUALITY ..... 2  
 ERRATA..... 5  
 PLANT AND PEST QUARANTINES ..... 7  
 AWARD OF CONTRACT ..... 8  
 MINORITY AND FEMALE EMPLOYMENT REQUIREMENTS..... 9  
 REQUIRED CONTRACT PROVISIONS FEDERAL - AID CONSTRUCTION CONTRACTS..... 12  
 ON-THE-JOB TRAINING ..... 21  
 MINIMUM WAGES ..... 24

**PROPOSAL ITEM SHEET AND SIGNATURE SHEET**

ITEM SHEET(S) (TAN SHEETS)  
 SIGNATURE SHEET (BID ACCEPTANCE BY DEPARTMENT)

*Revised 8-13-13*

**PROJECT SPECIAL PROVISIONS**

**GENERAL**

**CONTRACT TIME AND LIQUIDATED DAMAGES:**

(8-15-00) (Rev. 12-18-07)

108

SP1 G07 A

The date of availability for this contract is **September 30, 2013**, except that work in jurisdictional waters and wetlands shall not begin until a meeting between the DOT, Regulatory Agencies, and the Contractor is held as stipulated in the permits contained elsewhere in this proposal. This delay in availability has been considered in determining the contract time for this project.

The completion date for this contract is **May 15, 2016**.

Except where otherwise provided by the contract, observation periods required by the contract will not be a part of the work to be completed by the completion date and/or intermediate contract times stated in the contract. The acceptable completion of the observation periods that extend beyond the final completion date shall be a part of the work covered by the performance and payment bonds.

The liquidated damages for this contract are **Two Hundred Dollars (\$200.00)** per calendar day. These liquidated damages will not be cumulative with any liquidated damages which may become chargeable under Intermediate Contract Time Number 1.

**INTERMEDIATE CONTRACT TIME NUMBER 1 AND LIQUIDATED DAMAGES:**

(7-1-95) (Rev. 2-21-12)

108

SP1 G13 A

Except for that work required under the Project Special Provisions entitled *Planting, Reforestation* and/or *Permanent Vegetation Establishment*, included elsewhere in this proposal, the Contractor will be required to complete all work included in this contract and shall place and maintain traffic on same.

The date of availability for this intermediate contract time is **September 30, 2013**.

The completion date for this intermediate contract time is **November 16, 2015**.

The liquidated damages for this intermediate contract time are **Eight Hundred Dollars (\$800.00)** per calendar day.

Upon apparent completion of all the work required to be completed by this intermediate date, a final inspection will be held in accordance with Article 105-17 and upon acceptance, the Department will assume responsibility for the maintenance of all work except *Planting, Reforestation* and/or *Permanent Vegetation Establishment*. The Contractor will be responsible for and shall make corrections of all damages to the completed roadway caused by his planting operations, whether occurring prior to or after placing traffic through the project.

*Revised 8-13-13*

**INTERMEDIATE CONTRACT TIME NUMBER 2 AND INCENTIVE PAYMENT AND DISINCENTIVE:**

The Contractor shall complete all required work shown in the plans, that is not in conflict with the existing operational track, including installation and maintenance of erosion control, seeding and mulching, clearing and grubbing, installation of or moving utilities, undercutting, installation of ditches and pipe necessary for positive drainage, placement and compaction of rail bed, access roads, placement and compaction of sub ballast, and fences and gates in accordance with plans and details. The station limits for this intermediate contract time are as follows:

- ML- Station 1140+00 to 1150+00, all work both sides of track.
- ML- Station 1202+00 to -TEMP- 1218+75, left side of existing track.
- ML- Station 1241+00 to 1248+00, all work both sides of track.

The date of availability for this intermediate contract time is the date the Contractor elects to begin this work.

The completion date for this intermediate contract time is **June 2, 2014**.

It is mutually agreed that time is of the essence in completing **the work as stated above**. It is further mutually agreed a delay in completing this work will result in damage due to increased engineering and inspection costs to the Department of Transportation, great hardship to the general public, public inconvenience, obstruction of traffic, interference with business, and increased cost of maintaining traffic.

By reason of the necessity of expeditious completion of the work **as stated above**, it is mutually agreed, the Contractor shall receive an incentive payment of **One Thousand Five Hundred Dollars (\$1,500.00)** per calendar day for each day prior to **June 2, 2014** that this work is completed. Incentive payment shall be limited to a maximum of **Thirty Thousand Dollars (\$30,000.00)**. No incentive payment shall be allowed for any calendar day after **June 2, 2014** that this work remains incomplete. This **June 2, 2014** date shall be utilized in determining incentive payments and it shall not be revised for any reason whatsoever. Incentive payment determined to be due the Contractor, shall be paid by the Department within forty-five (45) calendar days after completion of all work. No incentive payment shall be allowed if the contract is terminated under the provisions of Article 108-13 of the *2012 Standard Specifications*.

Disincentive of **One Thousand Five Hundred Dollars (\$1,500.00)** per calendar day shall be assessed the Contractor for each day beyond the completion date the work is not completed.

The Engineer shall withhold the disincentives as they accrue from the amount of monies due on work performed in the contract. The withholding of the disincentives shall be in addition to the normal percentage retained as noted in Article 109-4 of the *2012 Standard Specifications*.

*Revised 8-13-13*

**INTERMEDIATE CONTRACT TIME NUMBER 3 AND INCENTIVE PAYMENT AND DISINCENTIVE:**

The Contractor shall complete all required work shown in the plans, that is not in conflict with the existing operational track, including installation and maintenance of erosion control, seeding and mulching, clearing and grubbing, installation of or moving utilities, undercutting, installation of ditches and pipe necessary for positive drainage, placement and compaction of rail bed, access roads, placement and compaction of sub ballast, and fences and gates in accordance with plans and details. The station limits for this intermediate contract time are as follows:

-ML- Station 1150+00 to 1207+00, all work both sides of track.

The date of availability for this intermediate contract time is the date the Contractor elects to begin this work.

The completion date for this intermediate contract time is **August 1, 2014**.

It is mutually agreed that time is of the essence in completing **the work as stated above**. It is further mutually agreed a delay in completing this work will result in damage due to increased engineering and inspection costs to the Department of Transportation, great hardship to the general public, public inconvenience, obstruction of traffic, interference with business, and increased cost of maintaining traffic.

By reason of the necessity of expeditious completion of the work **as stated above**, it is mutually agreed, the Contractor shall receive an incentive payment of **One Thousand Five Hundred Dollars (\$1,500.00)** per calendar day for each day prior to **August 1, 2014** that this work is completed. Incentive payment shall be limited to a maximum of **Forty-Five Thousand Dollars (\$45,000.00)**. No incentive payment shall be allowed for any calendar day after **August 1, 2014** that this work remains incomplete. This **August 1, 2014** date shall be utilized in determining incentive payments and it shall not be revised for any reason whatsoever. Incentive payment determined to be due the Contractor, shall be paid by the Department within forty-five (45) calendar days after completion of all work. No incentive payment shall be allowed if the contract is terminated under the provisions of Article 108-13 of the *2012 Standard Specifications*.

Disincentive of **One Thousand Five Hundred Dollars (\$1,500.00)** per calendar day shall be assessed the Contractor for each day beyond the completion date the work is not completed.

The Engineer shall withhold the disincentives as they accrue from the amount of monies due on work performed in the contract. The withholding of the disincentives shall be in addition to the normal percentage retained as noted in Article 109-4 of the *2012 Standard Specifications*.



C203129 (P-5205)

3A

Alamance County

*Revised/New 8-13-13*

**INTERMEDIATE CONTRACT TIME NUMBER 4 AND INCENTIVE PAYMENT AND DISINCENTIVE:**

The Contractor shall complete all required work shown in the plans, that is not in conflict with the operational track, including installation and maintenance of erosion control, seeding and mulching, clearing & grubbing, installation of or moving utilities, undercutting, installation of ditches and pipe necessary for positive drainage, grading and compaction of rail bed, access roads and signal pad, placement and compaction of sub ballast, and gates in accordance with plans and details. The station limits for this intermediate contract time are as follows:

-Siding- Station 1150+00 to 1241+00, all work both sides of track.

The date of availability for this intermediate contract time is the date the Contractor elects to begin this work.

The completion date for this intermediate contract time is **April 15, 2015**.

It is mutually agreed that time is of the essence in completing **the work as stated above**. It is further mutually agreed a delay in completing this work will result in damage due to increased engineering and inspection costs to the Department of Transportation, great hardship to the general public, public inconvenience, obstruction of traffic, interference with business, and increased cost of maintaining traffic.

By reason of the necessity of expeditious completion of the work **as stated above**, it is mutually agreed, the Contractor shall receive an incentive payment of **Three Thousand Dollars (\$3,000.00)** per calendar day for each day prior to **April 15, 2015** that this work is completed. Incentive payment shall be limited to a maximum of **Seventy-Five Thousand Dollars (\$75,000.00)**. No incentive payment shall be allowed for any calendar day after **April 15, 2015** that this work remains incomplete. This **April 15, 2015** date shall be utilized in determining incentive payments and it shall not be revised for any reason whatsoever. Incentive payment determined to be due the Contractor, shall be paid by the Department within forty-five (45) calendar days after completion of all work. No incentive payment shall be allowed if the contract is terminated under the provisions of Article 108-13 of the *2012 Standard Specifications*.

Disincentive of **Three Thousand Dollars (\$3,000.00)** per calendar day shall be assessed the Contractor for each day beyond the completion date the work is not completed.

The Engineer shall withhold the disincentives as they accrue from the amount of monies due on work performed in the contract. The withholding of the disincentives shall be in addition to the normal percentage retained as noted in Article 109-4 of the *2012 Standard Specifications*.

C203129 (P-5205)

**3B**

Alamance County

*Revised / New 8-13-13*

**INTERMEDIATE CONTRACT TIME NUMBER 5 AND LIQUIDATED DAMAGES:**

(2-20-07) (Rev. 6-18-13)

108

SPI G14 H

The Contractor shall complete the work required of **Steps 4 - 6** as shown on Sheet **TMP- 1C** and shall place and maintain traffic on same.

The date of availability for this intermediate contract time is the date the Contractor elects to begin the work.

The completion date for this intermediate contract time is the date which is **sixty (60)** consecutive calendar days after and including the date the Contractor begins this work.

The liquidated damages are **Five Thousand Dollars (\$ 5,000.00)** per calendar day.

**PERMANENT VEGETATION ESTABLISHMENT:**

(2-16-12)

104

SPI G16

Establish a permanent stand of the vegetation mixture shown in the contract. During the period between initial vegetation planting and final project acceptance, perform all work necessary to establish 80% coverage of permanent vegetation within the project limits, as well as, in borrow and waste pits. This work shall include erosion control device maintenance and installation, repair seeding and mulching, supplemental seeding and mulching, mowing, and fertilizer topdressing, as directed. All work shall be performed in accordance with the applicable section of the *2012 Standard Specifications*.

Once the Engineer has determined that 80% coverage of permanent vegetation has been established, the Contractor will be notified to remove the remaining erosion control devices that are no longer needed. The Contractor will be responsible for, and shall correct any areas disturbed by operations performed in permanent vegetation establishment and the removal of temporary erosion control measures, whether occurring prior to or after placing traffic on the project.

Payment for *Response for Erosion Control, Seeding and Mulching, Repair Seeding, Supplemental Seeding, Mowing, Fertilizer Topdressing, Silt Excavation, and Stone for Erosion Control* will be made at contract unit prices for the affected items. Work required that is not represented by contract line items will be paid in accordance with Articles 104-7 or 104-3 of the *2012 Standard Specifications*. No additional compensation will be made for maintenance and removal of temporary erosion control items.

**DELAY IN RIGHT OF ENTRY:**

(7-1-95)

108

SPI G22 A

The Contractor will not be allowed right of entry to the parcels listed below before March 1, 2014 unless otherwise permitted by the Engineer.

<u>Parcel No.</u>	<u>Property Owner</u>
15	Payne Oil Company, Inc.

**RAILROAD COORDINATION:**

The Contractor's attention is directed to the plans and the Intermediate Contract Times (ICT) Special Provisions. Norfolk Southern Railway (NSR) requires a specific advance notice four (4) weeks before the Contractor anticipates modification or removal of existing track, railroad signals, or track or signal appurtenances is required to be completed by NSR to allow for the Contractor's planned work.

An advance notice is required by NSR twelve (12) weeks ahead of the Contractor's anticipated completion of ICT #2, which includes the railroad roadbed grading for NSR to complete construction of -TEMP- track and construct signals and special trackwork at the east and west ends of the project.

An advance notice is required by NSR six (6) weeks ahead of the Contractor's anticipated completion of ICT #3, which includes the railroad roadbed grading for NSR to complete track construction of -ML- Curve 1 and -Siding- Curve 3 and shift train operations onto the proposed new tracks. From the completion of ICT #3, it is anticipated NSR will require a minimum of five (5) weeks and a maximum of twelve (12) weeks to construct the new track, move train operations to the new track, and remove the existing track as well as all track accessories to allow the contractor to begin grading of the old track roadbed described in ICT #4.

NSR will give an advance notice through the Engineer no less than twenty-eight (28) calendar days ahead of the anticipated final date of removal of track and accessories. In addition, NSR will provide notice through the Engineer when train operations have been moved to the proposed track.

An advance notice is required by NSR six (6) weeks ahead of the Contractor's anticipated completion of ICT #4, which includes the railroad roadbed grading for NSR to complete construction of -Siding- track and -ML- tracks and shift train operations to the proposed new tracks. From the completion of ICT #4, it is anticipated NSR will require a minimum of eighteen (18) weeks and a maximum of twenty-six (26) weeks to move train operations to the new tracks. Duration of the work is dependent on how much roadbed has been completed, accepted and provided to NSR for track construction prior to the completion of ICT #4.

All notices to the railroad shall be given to the Engineer.

**MANDATORY PRE-BID CONFERENCE (Prequalifying To Bid):**

(7-18-06) (Rev. 3-25-13)

SPI 1-14

In order for all prospective bidders to have an extensive knowledge of the project, all prospective bidders shall attend a mandatory pre-bid conference on Tuesday August 6<sup>th</sup>, 2013 from 2:00 p.m. to 3:30 p.m. at:

NCDOT Highway Division 7; District 1 Office  
127 East Crescent Square Drive  
Graham, N.C. 27253  
(336) 570-6833

The pre-bid conference will include a thorough discussion of the plans, contract pay items, special provisions, etc.

Only bidders who have attended and properly registered at the above scheduled pre-bid conference and who have met all other prequalification requirements will be considered prequalified to bid on this project. A bid received from a bidder who has not attended and properly registered at the above scheduled pre-bid conference will not be accepted and considered for award.

Attendance at the pre-bid conference will not meet the requirements of proper registration unless the individual attending has registered at the pre-bid conference in accordance with the following:

- (A) The individual has signed his name on the official roster no later than thirty (30) minutes after the above noted time for the beginning of the conference.
- (B) The individual has written in the name and address of the company he or she represents.
- (C) Only one company has been shown as being represented by the individual attending.
- (D) The individual attending is an officer or permanent employee of the company they are representing.

Attendance at any prior pre-bid conference will not meet the requirement of this provision.

For all interested contractors, an optional site visit has been scheduled to take place following the Mandatory Pre-Bid Conference. Details of this site visit are available on the NCDOT Bidding and Letting webpage.

**PROGRESS SCHEDULE (RAIL):**

(2-19-13)

SP1 G25

The Contractor shall prepare and submit for review and approval a Progress Schedule as set forth in Section 108 of the *Standard Specification*, the Railroad Coordination Special Provision, and as amended herein.

The schedule shall include activity descriptions with beginning and ending dates, partial completion (in percentage or time format). Railroad roadbed activities should include beginning and ending stations of roadbed section. The schedule shall include activities or milestones indicating when NSR flagmen and construction forces should be mobilized to the site.

In addition to those requirements listed above and in Section 108 of the *Standard Specifications*, the Contractor shall include the following activities or milestones in the schedules, where applicable:

- (A) Beginning and ending dates for each phase or section of railroad roadbed work.
- (B) Expected beginning and ending dates for each phase of track work required to be performed by NSR, based on the durations indicated in the Railroad Coordination Special Provision or as coordinated with the Engineer and Railroad Engineer.

C203129 (P-5205)

6

Alamance County

- (C) Dates when flagging for railroad protection is required and expected type of flagging required, as coordinated with the Engineer and Railroad Engineer.
- (D) Dates (and durations, if temporary) for closures of at-grade crossings.
- (E) Completion dates for highway projects and railroad roadbed projects if separate completion dates are anticipated/required.
- (F) Anticipated dates for removal of erosion control devices.

The Contractor shall continue to submit to the Engineer a schedule on a monthly basis until the work is substantially complete. If no changes are required to the schedule dates, the Contractor shall resubmit the previous month's schedule with a revised submittal date and updated percent partial completion.

**MAJOR CONTRACT ITEMS:**

(2-19-02)

104

SP1 G28

The following listed items are the major contract items for this contract (see Article 104-5 of the *2012 Standard Specifications*):

Line #	Description
04	Unclassified Excavation
78	Sub-Ballast

**SPECIALTY ITEMS:**

(7-1-95)(Rev. 1-17-12)

108-6

SP1 G37

Items listed below will be the specialty items for this contract (see Article 108-6 of the *2012 Standard Specifications*).

Line #	Description
68 thru 69	Guardrail
70 thru 74	Fencing
79 thru 83	Signing
95	Permanent Pavement Markers
96 thru 122	Utility Construction
123 thru 150 & 152	Erosion Control
151	Reforestation

**FUEL PRICE ADJUSTMENT:**

(11-15-05)(Rev. 1-17-12)

109-8

SP1 G43

Revise the *2012 Standard Specifications* as follows:

**Page 1-83, Article 109-8, Fuel Price Adjustments**, add the following:

The base index price for DIESEL #2 FUEL is \$ **2.9570** per gallon. Where any of the following are included as pay items in the contract, they will be eligible for fuel price adjustment.

C203129 (P-5205)

7

Alamance County

Revised 8-13-13

The pay items and the fuel factor used in calculating adjustments to be made will be as follows:

Description	Units	Fuel Usage Factor Diesel
Unclassified Excavation	Gal/CY	0.29
Borrow Excavation	Gal/CY	0.29
Class IV Subgrade Stabilization	Gal/Ton	0.55
Aggregate Base Course	Gal/Ton	0.55
Sub-Ballast	Gal/Ton	0.55
Asphalt Concrete Base Course, Type _____	Gal/Ton	2.90
Asphalt Concrete Intermediate Course, Type _____	Gal/Ton	2.90
Asphalt Concrete Surface Course, Type _____	Gal/Ton	2.90
Open-Graded Asphalt Friction Course	Gal/Ton	2.90
Sand Asphalt Surface Course, Type _____	Gal/Ton	2.90
Aggregate for Cement Treated Base Course	Gal/Ton	0.55
Portland Cement for Cement Treated Base Course	Gal/Ton	0.55
____" Portland Cement Concrete Pavement	Gal/SY	0.245
Concrete Shoulders Adjacent to ____" Pavement	Gal/SY	0.245

**SCHEDULE OF ESTIMATED COMPLETION PROGRESS:**

(7-15-08) (Rev. 5-21-13)

108-2

SP1 G58

The Contractor's attention is directed to the Standard Special Provision entitled *Availability of Funds Termination of Contracts* included elsewhere in this proposal. The Department of Transportation's schedule of estimated completion progress for this project as required by that Standard Special Provision is as follows:

	<b><u>Fiscal Year</u></b>	<b><u>Progress (% of Dollar Value)</u></b>
2014	(7/01/13 - 6/30/14)	48% of Total Amount Bid
2015	(7/01/14 - 6/30/15)	43% of Total Amount Bid
2016	(7/01/15- 6/30/16)	9% of Total Amount Bid

The Contractor shall also furnish his own progress schedule in accordance with Article 108-2 of the *2012 Standard Specifications*. Any acceleration of the progress as shown by the Contractor's progress schedule over the progress as shown above shall be subject to the approval of the Engineer.

**DISADVANTAGED BUSINESS ENTERPRISE FOR RAILROAD PIEDMONT IMPROVEMENT PLAN (PIP):**

(12-18-12) (Rev. 5-21-13)

102-15(J)

SP1 G64

**Description**

The purpose of this Special Provision is to promote the solicitation and use of disadvantaged minority and woman-owned businesses in the rail PIP projects let by the Department of Transportation.

**Definitions**

*Aspirational Goal* - The portion of the total contract, expressed as a percentage, that is foreseeable to be performed by DBE subcontractors.

*Disadvantaged Business Enterprise (DBE)* - A firm certified as a Disadvantaged Business Enterprise through the North Carolina Unified Certification Program.

*Pledged DBE Subcontractor* - Any DBE submitted at the time of bid that is being used to meet the DBE aspirational goal.

*Pledged DBE Goal* - The DBE participation at time of award, as determined by the amount of pledged DBE participation submitted.

*Confirmation Letter* - Written documentation from the Department to the bidder confirming the Contractor's approved, pledged DBE participation along with the listing of the DBE firms.

*Manufacturer* - A firm that operates or maintains a factory or establishment that produces on the premises, the materials or supplies obtained by the Contractor.

*Regular Dealer* - A firm that owns, operates, or maintains a store, warehouse, or other establishment in which the materials or supplies required for the performance of the contract are brought, kept in stock, and regularly sold to the public in the usual course of business. A regular dealer engages in, as its principal business and in its own name, the purchase and sale or lease of the products in question. A regular dealer in such bulk items as steel, cement, gravel, stone, and petroleum products need not keep such products in stock, if it owns and operates distribution equipment for the products. Brokers and packagers are not regarded as manufacturers or regular dealers within the meaning of this section.

*North Carolina Unified Certification Program (NCUCP)* - A program that provides comprehensive services and information to applicants for DBE certification, such that an applicant is required to apply only once for a DBE certification that will be honored by all recipients of USDOT funds in the state.

**Forms and Websites Referenced in this Provision**

*Affidavit A - Listing of Good Faith Efforts* - Form signed by bidder listing good faith efforts performed. This form is required if the lowest responsive and responsible bidder fails to meet or exceed the aspirational goal.

[http://files.www.piedmontrail.biz/primary-navigation/prequalification-requirements/PIP\\_DBEP\\_provision.pdf](http://files.www.piedmontrail.biz/primary-navigation/prequalification-requirements/PIP_DBEP_provision.pdf)

*DBE Payment Tracking System* - On-line system in which the Contractor enters the payments made to DBE subcontractors who have performed work on the project.  
<https://apps.dot.state.nc.us/Vendor/PaymentTracking/>

*DBE-IS Subcontractor Payment Information* - Form for reporting the payments made to all DBE firms working on the project. This form is for paper bid projects only.  
<http://www.ncdot.org/doh/forms/files/DBE-IS.xls>

*RF-1 DBE Replacement Request Form* - Form for replacing a committed DBE.  
<http://connect.ncdot.gov/projects/construction/Construction%20Forms/DBE%20MBE%20WBE%20Replacement%20Request%20Form.pdf>

*SAF Subcontract Approval Form* - Form required for approval to sublet the contract.  
<http://connect.ncdot.gov/projects/construction/Construction%20Forms/Subcontract%20Approval%20Form%20Rev.%202012.zip>

*JC-1 Joint Check Notification Form* - Form and procedures for joint check notification. The form acts as a written joint check agreement among the parties providing full and prompt disclosure of the expected use of joint checks.  
<http://connect.ncdot.gov/projects/construction/Construction%20Forms/Joint%20Check%20Notification%20Form.pdf>

*Letter of Intent* - Form signed by the Contractor and the DBE subcontractor, manufacturer or regular dealer that affirms that a portion of said contract is going to be performed by the signed DBE for the amount listed at the time of bid.  
<http://connect.ncdot.gov/letting/LetCentral/Letter%20of%20Intent%20to%20Perform%20as%20a%20Subcontractor.pdf>

*Listing of DBE Subcontractors Form* - Form for entering DBE subcontractors on a project that will meet this DBE goal. This form is for paper bids only.  
[http://connect.ncdot.gov/municipalities/Bid%20Proposals%20for%20LGA%20Content/08%20DBE%20Subcontractors%20\(Federal\).doc](http://connect.ncdot.gov/municipalities/Bid%20Proposals%20for%20LGA%20Content/08%20DBE%20Subcontractors%20(Federal).doc)

### **Aspirational DBE Goal**

In line with the federal aspirational goal, the following DBE aspirational goal for participation by Disadvantaged Business Enterprises is established for this contract:

Disadvantaged Business Enterprises **10.0 %**

Even though the goal is aspirational, the expectation is that the Contractor shall exercise all reasonable steps to achieve the goal. Such steps include, but are not limited to:

- (A) Clearly defining and disseminating information to DBEs on portions of the work that is available on the project so DBEs are provided an equitable opportunity to participate on the PIP contracts let by the Department.
- (B) Solicit through reasonable and available means to try and achieve the aspirational goal.
- (C) Providing adequate information and arranging a location for the review of plans, specifications and requirements of the contract.
- (D) Providing assistance to DBEs in overcoming barriers such as the inability to obtain bonding, lines of credit, insurance, materials, equipment or related assistance or services.



**Directory of Transportation Firms (Directory)**

Real-time information is available about firms doing business with the Department and firms that are DBE certified through the NC UCP in the NCDOT Directory of Transportation Firms. Only firms identified in the Directory as DBE certified shall be used to meet the aspirational DBE goal of the project. The Directory can be found at the following link:

<https://partner.ncdot.gov/VendorDirectory/default.html>

The listing of an individual firm in the directory shall not be construed as an endorsement of the firm's capability to perform the work.

**Listing of DBE Subcontractors**

At the time of bid, bidders shall submit all the DBE participation that they anticipate to use during the life of the contract. Since the Rail DBE program is race and gender-neutral, all participation up to and over the 10% aspirational goal will be used toward the Department's race and gender-neutral goal for rail projects. Only those firms with current DBE certification at the time of bid opening will be acceptable for listing in the bidder's submittal of DBE participation. The bidder shall indicate the following required information:

**(A) Electronic Bids**

Bidders shall submit a listing of DBE participation in the appropriate section of Expedite, the bidding software of Bid Express<sup>®</sup>.

- (1) Submit the names and addresses of DBE firms identified to participate in the contract. If the bidder uses the updated listing of DBE firms shown in Expedite, the bidder may use the dropdown menu to access the name and address of the DBE firm.
- (2) Submit the contract line numbers of work to be performed by each DBE firm. When no figures or firms are entered, the bidder will be considered to have no DBE participation.
- (3) The bidder shall be responsible for ensuring that the DBE is certified at the time of bid by checking the Directory of Transportation Firms. If the firm is not certified at the time of the bid-letting, that DBE's participation will not count towards achieving the aspirational DBE goal.

**(B) Paper Bids**

- (1) Bidders, at the time the bid proposal is submitted, shall submit a listing of DBE participation, including the names and addresses on the Listing of DBE Subcontractors form.
- (2) The bidder shall be responsible for ensuring that the DBE is certified at the time of bid by checking the Directory of Transportation Firms. If the firm is not certified at the time of the bid-letting, that DBE's participation will not count towards achieving the aspirational DBE goal.

**DBE Prime Contractor**

When a certified DBE firm bids on a rail PIP contract that contains an aspirational DBE goal, the DBE firm by virtue of the work it performs on the contract with its own forces, will meet the DBE aspirational goal. The DBE bidder shall list itself along with any other DBE subcontractors on the Listing of DBE Subcontractor form and the amount of work by each.

**Written Documentation – Letter of Intent**

The bidder shall submit written documentation for each DBE that will be used on the project to meet the aspirational goal of the contract, indicating the bidder's intent to use the DBE in the contract. This documentation shall be submitted on the Department's form titled *Letter of Intent*. The purpose of this documentation is to make the DBE aware that their quote is being used on the project. The documentation is not intended to take the place of a formal contract between the Contractor and the DBE subcontractor.

A hard or electronic copy of the Letter(s) of Intent shall be received in the office of the State Contractor Utilization Engineer or at DBE@ncdot.gov no later than 12:00 noon of the sixth calendar day following opening of bids, unless the sixth day falls on an official state holiday. In that situation, it is due in the office of the State Contractor Utilization Engineer no later than 12:00 noon on the next official state business day.

**Submission of Good Faith Effort**

While the lowest responsible and responsive bidder will not be denied award of the contract based on failing to meet the advertised aspirational goal, the Department expects that the bidder will put forth a good faith effort to meet it. If the bidder fails to meet or exceed the aspirational DBE goal, the apparent lowest responsive bidder shall submit Affidavit A - Listing of Good Faith Efforts. A hard or electronic copy of the Affidavit shall be received in the office of the State Contractor Utilization Engineer or at DBE@ncdot.gov no later than 12:00 noon of the sixth calendar day following opening of bids, unless the sixth day falls on an official state holiday. In that situation, it is due in the office of the State Contractor Utilization Engineer no later than 12:00 noon on the next official state business day.

**Counting DBE Participation Toward Meeting the DBE Aspirational Goal****(A) Participation**

The total dollar value of the participation by a submitted DBE will be counted toward the aspirational goal of the contract. The total dollar value of the participation by a DBE will be based upon the value of work actually performed by the DBE and the actual payments to the DBE firms by the Contractor.

**(B) Joint Checks**

Prior notification of joint check use shall be required when counting DBE participation for services or purchases that involves the use of a joint check. Notification shall be through submission of the Form JC-1 (*Joint Check Notification Form*) and the use of joint checks shall be in accordance with the Department's Joint Check Procedures.

(C) Subcontracts (Non-Trucking)

A DBE may enter into subcontracts. Work that a DBE subcontracts to another DBE firm may be counted toward the aspirational goal. Work that a DBE subcontracts to a non-DBE firm does not count toward the aspirational goal of the contract.

(D) Joint Venture

When a DBE performs as a participant in a joint venture, the Contractor may count toward its aspirational goal a portion of the total value of participation with the DBE in the joint venture, that portion of the total dollar value being a distinct clearly defined portion of work that the DBE performs with its own forces.

(E) Suppliers

A contractor may count toward its aspirational DBE goal 60 percent of its expenditures for materials and supplies required to complete the contract and obtained from a DBE regular dealer and 100 percent of such expenditures from a DBE manufacturer.

(F) Other

A contractor may count toward its aspirational DBE goal the following expenditures to DBE firms that are not manufacturers or regular dealers:

- (1) The fees or commissions charged by a DBE firm for providing a *bona fide* service, such as professional, technical, consultant, or managerial services, or for providing bonds or insurance specifically required for the performance of a DOT-assisted contract, provided the fees or commissions are determined to be reasonable and not excessive as compared with fees and commissions customarily allowed for similar services.
- (2) With respect to materials or supplies purchased from a DBE, which is neither a manufacturer nor a regular dealer, count the entire amount of fees or commissions charged for assistance in the procurement of the materials and supplies, or fees or transportation charges for the delivery of materials or supplies required on a job site (but not the cost of the materials and supplies themselves), provided the fees are determined to be reasonable and not excessive as compared with fees customarily allowed for similar services.

### **Commercially Useful Function**

Even though the goal on the rail PIP project is aspirational, there is still a requirement that the DBEs performing on the project will perform a commercially useful function in the work of a contract. The Contractor may only count/report towards the aspirational goal only expenditures to DBEs that perform a commercially useful function.

(A) A DBE performs a commercially useful function when it is responsible for execution of the work of the contract and is carrying out its responsibilities by actually performing, managing, and supervising the work involved. To perform a commercially useful function, the DBE shall also be responsible with respect to materials and supplies used on the contract, for negotiating price, determining quality and quantity, ordering the material and installing (where applicable) and paying for the material itself. To determine whether a DBE is performing a commercially useful function, the Department will evaluate the amount of work subcontracted, industry practices, whether the amount the firm is to be paid under the contract is commensurate with the work it is actually performing and the DBE credit claimed for its performance of the work, and any other relevant factors.

(B) DBE Utilization in Trucking

The following factors will be used to determine if a DBE trucking firm is performing a commercially useful function:

- (1) The DBE shall be responsible for the management and supervision of the entire trucking operation for which it is responsible on a particular contract, and there shall not be a contrived arrangement for the purpose of meeting the aspirational DBE goal.
- (2) The DBE shall itself own and operate at least one fully licensed, insured, and operational truck used on the contract.
- (3) The DBE receives credit for the total value of the transportation services it provides on the contract using trucks it owns, insures, and operates using drivers it employs.
- (4) The DBE may subcontract the work to another DBE firm, including an owner-operator who is certified as a DBE. The DBE who subcontracts work to another DBE receives credit for the total value of the transportation services the subcontracted DBE provides on the contract.
- (5) The DBE may also subcontract the work to a non-DBE firm, including from an owner-operator. The DBE who subcontracts the work to a non-DBE is entitled to credit for the total value of transportation services provided by the non-DBE subcontractor not to exceed the value of transportation services provided by DBE-owned trucks on the contract. Additional participation by non-DBE subcontractors receives credit only for the fee or commission it receives as a result of the subcontract arrangement. The value of services performed under subcontract agreements between the DBE and the Contractor will not count towards the DBE credit for the project.

- (6) A DBE may lease truck(s) from an established equipment leasing business open to the general public. The lease must indicate that the DBE has exclusive use of and control over the truck. This requirement does not preclude the leased truck from working for others during the term of the lease with the consent of the DBE, so long as the lease gives the DBE absolute priority for use of the leased truck. This type of lease may count toward the DBE's credit as long as the driver is under the DBE's payroll.
- (7) Subcontracted/leased trucks shall display clearly on the dashboard the name of the DBE that they are subcontracted/leased to and their own company name if it is not identified on the truck itself. Magnetic door signs are not permitted.

### **Changes in the Work and Replacement of Pledged DBEs**

Throughout the contract there may be changes made by the Engineer or Contractor that result in the reduction or elimination of work that was proposed to be performed by a DBE. Since the goals are aspirational, the Contractor will not be required to seek additional participation elsewhere on the project, but there is an expectation that there will be a continued effort to get DBEs on the job.

If the Engineer or Contractor makes changes that result in additional work to be performed by a DBE based on the Contractor's pledged DBE submittal, the Department has an expectation that the DBE shall participated in the additional work to the same extent as the DBE participated in the original work unless there is a viable reason.

If a DBE cannot perform the work for any reason, there is not a requirement to replace the DBE with another, but there is an expectation by the Department that the Contractor will continue to seek additional DBE participation opportunities on the project. The Department also requires the use of the *DBE Replacement Request Form (RF-1)* for tracking purposes.

### **Reporting Disadvantaged Business Enterprise Participation**

The Contractor shall provide the Engineer with an accounting of payments made to all DBE firms, including material suppliers and contractors at all levels (prime, subcontractor, or second tier subcontractor). This accounting shall be furnished to the Engineer for any given month by the end of the following month. Failure to submit this information accordingly may result in the following action:

- (A) Withholding of money due in the next partial pay estimate; or
- (B) Removal of an approved contractor from the prequalified bidders' list or the removal of other entities from the approved subcontractors list.

While each contractor (prime, subcontractor, 2nd tier subcontractor) is responsible for accurate accounting of payments to DBEs, it shall be the prime contractor's responsibility to report all monthly and final payment information in the correct reporting manner.

Failure on the part of the Contractor to submit the required information in the time frame specified may result in the disqualification of that contractor and any affiliate companies from further bidding until the required information is submitted.

Failure on the part of any subcontractor to submit the required information in the time frame specified may result in the disqualification of that contractor and any affiliate companies from being approved for work on future DOT projects until the required information is submitted.

Contractors reporting transportation services provided by non-DBE lessees shall evaluate the value of services provided during the month of the reporting period only.

At any time, the Engineer can request written verification of subcontractor payments.

(A) Electronic Bids Reporting

The Contractor shall report the accounting of payments through the Department's DBE Payment Tracking System.

(B) Paper Bids Reporting

The Contractor shall report the accounting of payments on the Department's DBE-IS (*Subcontractor Payment Information*) with each invoice. Invoices will not be processed for payment until the DBE-IS is received.

**ARRA AND OERI CONTRACT PROVISIONS AND REPORTING REQUIREMENT**

**CERTIFICATION:**

(11-20-12) (Rev. 5-21-13)

SPI G70

By submission of a proposal or bid, the Contractor agrees to comply with the following provisions. Failure to comply with any or all of the provisions herein may be cause for the contracting agency to issue a cancellation notice to a Contractor.

The Contractor is hereby notified that this project will be financed with American Recovery and Reinvestment Act of 2009 (ARRA) Funds. The Contractor shall assure that all subcontractors and other contracts for services for ARRA funded projects shall have the mandated provisions of this directive in their contracts. Pursuant to Title XV, Section 1512 of the ARRA, the Department will require that the Contractor provide reports and other employment information as evidence to document the number of jobs created and retained by this contract from the Contractor's own workforce and any subcontractors. Additionally, the North Carolina Office of Economic Recovery & Investment (hereinafter, "OERI") has mandated certain procedural and reporting directives that will be followed. Additional provisions have been added to address OERI directives. No direct payment will be made for providing said reports as the cost for same is included in the various items in the contract.

The Contractor agrees that all data submitted to NCDOT and FRA in compliance with the Recovery Act requirements shall be accurate, objective, and of the highest integrity.

**Posting with the Local Employment Security Commission**

In addition to any other job postings the Contractor normally uses, OERI requires that the Contractor post with the local Employment Security Commission Office, all positions for which he intends to hire workers as a result of being awarded this contract. Labor and semi-skilled positions must be posted for at least 48 hours before the hiring decision. All other positions must be posted a minimum of five days before the hiring decision. The selected Contractor and any subcontractors shall report the new hires in the manner prescribed by the Employment Security Commission and the OERI. The NC ESC website can be found at [www.ncesc.com](http://www.ncesc.com).

**Required Contract Provision to Implement ARRA Section 902**

Section 902 of the American Recovery and Reinvestment Act (ARRA) of 2009 requires that each contract awarded using ARRA funds must include a provision that provides the U.S. Comptroller General and his representatives with the authority to:

- (1) Examine any records of the Contractor or any of its subcontractors, or any State or local agency administering such contract, that directly pertain to, and involve transactions relating to, the contract or subcontract; and
- (2) Interview any officer or employee of the Contractor or any of its subcontractors, or of any State or local government agency administering the contract, regarding such transactions.

Accordingly, the Comptroller General and his representatives will have the authority and rights as provided under Section 902 of the ARRA with respect to this contract, which is funded with recovery funds made available under the ARRA. Section 902 further states that nothing in this section shall be interpreted to limit or restrict in any way any existing authority of the Comptroller General.

**Authority of the Inspector General**

Section 1515(a) of the ARRA provides authority for any representatives of the Inspector General to examine any records or interview any employee or officers working on this contract. The Contractor is advised that representatives of the Inspector General have the authority to examine any record and interview any employee or officer of the Contractor, its subcontractors or other firms working on this contract. Section 1515(b) further provides that nothing in this section shall be interpreted to limit or restrict in any way any existing authority of the Inspector General.

**Office of State Budget and Management Access to Records**

OERI requires that the Contractor and subcontractor agree to allow the Office of State Budget and Management internal auditors and state agency internal auditors access to records and employees pertaining to the performance of any contract awarded by a public agency.

**Buy America Provision**

49 U.S.C. Section 24405(a)(1) requires that iron, steel and manufactured goods used in public buildings or public works projects must be manufactured in the United States. The Contractor agrees to abide by this provision and shall maintain records of such purchases for inspection by authorized agents of the State of North Carolina and federal agencies. The Contractor shall provide the Certificate of Compliance with Buy America to the Engineer. Copies of this certificate are available on the Piedmont Improvement Program website at <http://www.piedmontrail.biz/primary-navigation/links-and-resources>.

**Wage Rate Provision (applies to all construction, alteration or repair projects)**

Section 1606 of the ARRA requires that all laborers and mechanics employed by Contractors and subcontractors with funds from the ARRA shall be paid wages at rates not less than the prevailing wage rate under the Davis-Bacon Act. The Contractor agrees that by the submission of a proposal/bid in response to a solicitation funded in whole or in part with recovery funds, continuous compliance will be maintained with the Davis-Bacon Act. This applies to all construction contracts that exceed \$2,000.

**Labor Provisions**

As provided by 49 U.S.C. 24405(b), persons conducting rail operations over rail infrastructure constructed or improved in whole or in part with funds provided through the ARRA agreement shall be considered a "rail carrier," as defined by 49 U.S.C. 10102(5), for the purposes of Title 49, United States Code, and any other statute that adopts that definition or in which that definition applies, including the Railroad Retirement Act of 1974 (45 U.S.C. 231 et seq.), the Railway Labor Act (43 45 U.S. C. 151 et seq.), and the Railroad Unemployment Insurance Act (45 U.S.C. 351 et seq.).

**Availability and Use of Funds**

Contractors understand and acknowledge that any and all payment of funds, or the continuation thereof, is contingent upon funds provided solely by ARRA or required state matching funds. Pursuant to Section 1604 of ARRA, Contractors agree not to undertake or make progress toward any activity using recovery funds that will lead to the development of such activity as casinos or other gambling establishments, aquariums, zoos, golf courses, swimming pools or any other activity specifically prohibited by the Recovery Act. Also, funds are not to be used for travel beyond the service area. Further, Contractor understands that ARRA funding is considered "one-time" funding.

**Outsourcing outside the USA without Specific Prior Approval Provision**

Contractor agrees not to use any recovery funds from a contract or any other performance agreement awarded by the State of North Carolina, its agencies, or political subdivisions for outsourcing outside of the United States, without specific prior written approval from the agency issuing the contract.



**Federal, State and Local Tax Obligations**

By submission of a proposal, Contractors and subcontractors assert and self-certify that all Federal, State and local tax obligations have been or will be satisfied prior to receiving recovery funds.

**Anti-Discrimination and Equal Opportunity**

Pursuant to Section 1.7 of the guidance memorandum issued by the United States Office of Management and Budget on April 3, 2009, recovery funds must be distributed in accordance with all anti-discrimination and equal opportunity statutes, regulations, and Executive Orders pertaining to the expenditure of funds.

**Reports of Fraud or Waste**

Contractors must report to the Inspector General any suspected incidence of waste, fraud and abuse related to ARRA funds, and should notify FRA regional offices of any problems encountered as they occur. Notification can be made by phone at (919) 807-4731 or electronically at [oeri@osbm.nc.gov](mailto:oeri@osbm.nc.gov). Additional information can be found on the NC Recovery website ([www.ncrecovery.gov](http://www.ncrecovery.gov)) by clicking "Reporting of Waste and Fraud".

**False Claims Act**

Contractors and subcontractors awarded funds made available under the Recovery Act shall promptly report to the Inspector General any credible evidence that a principal, employee, agency, Contractor, subcontractor or other person has submitted a false claim under the False Claims Act or has committed a criminal or civil violation of laws pertaining to fraud, conflict of interest, bribery, gratuity, or similar misconduct involving Recovery Act funds.

**Whistleblower Provisions**

Contractors understand and acknowledge that Article 14 of Chapter 124, NCGS 126-84 through 126-88 (applies to the State and state employees), Article 21 of Chapter 95, NCGS 95-240 through 95-245 (applies to anyone, including state employees), and Section 1553 of the Recovery Act (applies to anyone receiving federal funds), provide protection to State, Federal and contract employees.

Contractors or Agencies cannot discharge, demote, or otherwise discriminate against an employee as a reprisal for disclosing, including a disclosure made in the ordinary course of an employee's duties, to the Recovery Accountability and Transparency Board, an Inspector General, the Comptroller General, a member of Congress, a State or Federal regulatory or law enforcement agency, a person with supervisory authority over the employee (or such other person working for the employer who has the authority to investigate, discover or terminate misconduct), a court or grand jury, the head of a Federal agency or their representative, information that the employee reasonably believes is evidence of:

- (A) gross mismanagement of an agency contract or grant relating to covered funds;
- (B) a gross waste of covered funds;
- (C) a substantial and specific danger to public health or safety related to the implementation or use of covered funds;

- (D) an abuse of authority related to the implementation or use of covered funds; or
- (E) a violation of law, rule, or regulation related to an agency contract (including the competition for or negotiation of a contract) or grant, awarded or issued relating to covered funds.\*

\* covered funds: “any contract, grant, or other payment received by any non-federal employer if a) the Federal Government provides any portion of the money or property that is provided, requested or demanded; and b) at least some of the funds are appropriated or otherwise made available by this Act” 1553 (g)(2).

Contractor agrees to post notice of the rights and remedies as required by the ARRA.

### **Emblems**

The Contractor agrees to use signs and materials at all fixed project locations at the most publicly accessible location announcing that the project or equipment was funded by the U.S. Department of Transportation, Federal Railroad Administration, with funds provided through the American Recovery and Reinvestment Act as directed by NCDOT. This provision is to be included in any subagreements, leases, third party contracts, or other similar documents used in connection with its Recovery Act Project.

### **Contractor Responsibilities and Reporting Requirements under ARRA**

Contractors are required to complete projects or activities which are funded under the ARRA and to report on use of the funds provided through this award as directed. Information from these reports will be made available to the public. The reporting responsibility should be passed down from the Contractor to the subcontractor in order to ensure that the necessary information is provided within the specified deadline.

Contractors are not responsible for reporting ARRA requirements directly to FRA. The Contractor shall report the required data by way of NCDOT-supplied forms (either Microsoft Excel forms and in the approved version of Excel or editable pdf forms, as provided by NCDOT). The responsibilities for reporting are as follows:

#### **(A) General**

- (1) Obtaining a Data Universal Numbering System (D-U-N-S) number or the Contractor may use their name and zip code of their Headquarters. For more information, visit <http://fedgov.dnb.com/webform> (for US and International locations) or call 866-705-5711. The toll free number is for US locations only. Registrants will be asked for their entity name, address, city, state, country, postal code, highest ranking individual's name and title, line of business, # of employees and legal structure (i.e.: corporation, non-profit, etc.) and socio economic data (veteran owned, women owned, etc.). If they use the web-form, there is a mailing address area, SIC code and annual revenue data lines but these are optional.
- (2) Expenditure amount (amount of payment).

- (3) Expenditure description (what was exchanged for the payment).
- (4) A brief description of the types of jobs created and jobs retained. “Jobs or positions created” means those new positions created and filled, or previously existing unfilled positions that are filled, as a result of Recovery Act funding. “Jobs or positions retained” means those previously existing filled positions that are retained as a result of Recovery Act funding. A job cannot be reported as both created and retained. Note that contractors will describe jobs created and retained, but will not need to determine which were created versus which were retained.
- (5) An estimate of the number of jobs created and jobs retained. At a minimum, this estimate shall include any new positions created and any existing filled positions that were retained to support or carry out Recovery Act projects. The number shall be expressed as “full-time equivalent” (FTE), reported monthly as all hours worked divided by the total number of hours in a full-time schedule.
- (6) Percent complete and DBE payment data shall be submitted on a monthly basis, and is due to the NCDOT-Rail Division within 5 days of the end of each month.

(B) ARRA Section 1512

Contractor shall complete Form FHWA-1589 for each month and submit it to the NCDOT-Rail Division within 7 days after the end of the month. This data will be required until the contract is complete.

- (1) Contractors will need to report the number of direct on-site job hours associated with the ARRA funds awarded as of the end of the reporting period.
  - (a) Contractors will not be expected to estimate indirect employment data (such as the employment needed to make “off the shelf” parts that the Contractor purchases).
  - (b) The Contractor shall report direct labor (for example, construction workers building a maintenance facility, or transit agency workers doing preventive maintenance) for the prime as well as all subcontractors.
  - (c) The Contractor shall report direct labor for suppliers when the quantity or value of purchases passes a threshold where there is likely an identifiable employment impact for the vendor. NCDOT will provide detailed guidance and assistance in this calculation.
  - (d) USDOT economists will compute the number of indirect jobs and induced jobs (for example, jobs at suppliers or in unrelated industries as a result of the money flowing through the economy.)
- (2) Contractors and consultants shall provide the required information for their own workforce as well as the workforce of all subcontractors that were active on their ARRA funded project(s) for the reporting month.

(3) The requirement for monthly reporting of employment data is included in all ARRA funded contracts to ensure transparency throughout the delivery of the project. As such, specific requirements have been developed for reporting this monthly data. All Contractors awarded projects shall attend a training session in Raleigh, North Carolina to discuss reporting requirements and procedures.

The Contractor hereby agrees to comply with the Contract Provisions and Reporting Requirements as indicated in the American Recovery and Reinvestment Act of 2009 and any amendments thereto. The Contractor also agrees to comply with any additional reporting requirements that may be requested by NCDOT, FRA, USDOT, the Inspector General (IG), the Government Accountability Office (GAO), or other entities, for example Congressional committees or individual members of Congress. The Contractor hereby agrees to inspections or audits that may occur at any time from the any of the above referenced federal or state agencies. Contractors are requested to provide a copy of any such reports to NCDOT on any responses to such requests for information or as a result of an inspection or audit.

**SPECIAL NOTICE TO BIDDERS:**

(2-19-13) (Rev. 6-18-13)

SP1 G71

This project involves constructing new railroad roadbed on existing Railroad Right of Ways. The North Carolina Department of Transportation will be administering the project and the work will be constructed in accordance with the *January 2012 NCDOT Standard Specification for Roads and Structures*. The *Standard Specifications for Roads and Structures, January 2012 of the North Carolina Department of Transportation*, hereinafter referred to as the *Standard Specifications*, shall apply to the articles of the Project Special Provisions. Portions of the work will be done in accordance with Norfolk Southern, Standard Specifications for Materials and Construction, February 2013 and North Carolina Railroad Company's, FORM NCR 103, SPECIFICATIONS FOR PIPELINE OCCUPANCY OF NORTH CAROLINA RAILROAD COMPANY, Revised January 2009 and FORM NCR 102, SPECIFIC REQUIREMENTS OF NORTH CAROLINA RAILROAD COMPANY FOR WORK ON ITS RIGHT OF WAY, September 1, 2003. These Project Special Provisions sections of the proposal have been written to be in accordance with these documents.

The construction will be taking place in existing Railroad Right of Way owned by North Carolina Railroad Company adjacent to existing tracks that are operated and maintained by Norfolk Southern Corporation. Safety in the Right of Way will be top priority and Norfolk Southern's safety and security policies shall be followed for all employees working within the Right of Way. The safety and security policies and guidelines are further defined in the special provisions.

All work adjacent to the live tracks shall be coordinated with the Norfolk Southern Railway (NSR) Roadway Worker In Charge, as defined later in this document. As a result of safety requirements for passing trains, there will be intermittent delays requiring all equipment within 25' of the operating tracks to stop work until authorized to proceed by the Railroad. This will result in intermittent delays to the contractor's operations. The contractor needs to account for this in preparing his bid. The contractor shall have no claims whatsoever against the Railroad or the Department for any delays or additional cost incurred for the delays or any changes to the information above after the date of receipt.

**PREQUALIFICATION OF RAIL ROAD GRADING CONTRACTORS (PIP):**

(2-19-13)

SP1 G72

Contractors desiring to perform work on this project shall be prequalified in accordance with Article 102-2 of the *2012 Standard Specifications*. Due to this job being on NCCR right of way and working within close proximity of active rail tracks for both freight and passenger trains, all prime contractors must be prequalified to do work covered by **work code 5090**. All bidders shall be prequalified for work code 5090 within 10 calendar days of bid opening, in order to be awarded the contract.

The following criteria may be used to help prequalify contractors for this project:

- (A) Within the last 5 years, the applicant must have been a prime contractor on at least two (2) Interstate or US Route Improvement Projects (i.e. widening, resurfacing), or a prime contractor on two (2) railroad roadbed projects parallel and adjacent to active main track on a Class I Railroad. NCDOT may also consider comparable experience on heavily travelled state routes and airport runway projects.
- (B) The above projects must have been at least \$4 million in project cost.
- (C) Within the last 5 years the applicant must have had at least one project (does not have to be one of the 2 above) that was within or over railroad right of way and involved a rail flagger.

**PROTECTION OF RAILROAD INTEREST:**

(2-19-13) (Rev. 6-18-13)

SP1 G73

**KEY STAKEHOLDERS AND ROLES FOR THE JOB**

The following defines the roles of key stakeholders and persons with authority on the job:

<b>TERMS</b>	<b>DEFINITIONS</b>
Owner, Company	North Carolina Railroad Company (NCCR). They own the right of way, facilities, tracks, structures, etc., that Norfolk Southern Railway and others operate on.
Owner's Engineer/Representative	North Carolina Railroad Company's engineer or their authorized representative for the project.
Operating Railroad, Railroad, Railway, Railway Company	Norfolk Southern Railway (NSR) operates and Railroad Company maintains the track facilities and signals.
Railroad Engineer	NSR Engineers or their authorized representatives.
RWIC/flagman	<u>R</u> oadway <u>W</u> orker <u>I</u> n <u>C</u> harge. This is NSR's onsite representative responsible for obtaining track time for work activities adjacent to the tracks and safety within the Railroad right of way. He/She may be in charge of multiple Railroad flagmen assigned to a project if more than one is required or he may be the flagman for the project.
NCDOT, Department, Department of Transportation,	The North Carolina Department of Transportation is administering the contracts and performing the inspection on the projects for compliance. Also, referred to as the Department or NCDOT.

<b>TERMS</b>	<b>DEFINITIONS</b>
Engineer, Department's Engineer	NCDOT's Division Engineer, Division Construction Engineer (DCE), Resident Engineer (RE), Assistant Resident Engineer, the authorized representative for NCDOT.
Inspector, Department's Inspector	The authorized inspector for NCDOT.
Standard Specifications, Specifications	NCDOT Standard Specifications for Road and Structures, January 2012.
NCDOT Rail, Rail Division	The North Carolina Department of Transportation, Rail Division. They are a branch of the Department of Transportation responsible for schedule review, reviewing change orders; assisting in answering requests for information (RFI), and working with the owners, operating rail and the Department, and the FRA for compliance and project closeout.
NSR Specifications 2013	Norfolk Southern Standard Specifications for Materials and Construction - February 2013.
NCCR Specifications	This includes the following documents: North Carolina Railroad - NCR101 – Specifications for Wire, Conduit and Cable Occupations of North Carolina Railroad Company, NCR102 – Specifications for Pipeline Occupancy of North Carolina Railroad Company, NCR103 – Specific Requirements of North Carolina Railroad Company for Work on its Right of Way.

#### **AUTHORITY OF RAILROAD ENGINEER AND DEPARTMENT ENGINEER**

The authorized representative of the Operating Railroad Company, hereinafter referred to as Railroad Engineer, shall have final authority in all matters affecting the safe maintenance of Railroad traffic of the Operating Railroad Company including the adequacy of the foundations and structures supporting the Railroad tracks.

The authorized representative of the North Carolina Department of Transportation, hereinafter referred to as the Engineer, shall have authority over all other matters as prescribed herein including Project Specifications, Special Provisions, and the plans.

#### **SAFETY GUIDELINES FOR PERSONNEL WORKING ON COMPANY CORRIDOR**

All contractor and subcontractor personnel working on NCCR right of way and on or adjacent to NSR operated tracks shall attend and pass a Roadway Worker Training course for NSR prior to beginning work on the Railroad right of way and shall attend the class annually. Contractor and subcontractor personnel shall adhere to the following Norfolk Southern Railway safety guidelines:

- (A) The Contractor and all personnel must follow all applicable railroad and governmental rules, with particular attention paid to railroad operating rules, Railroad rules for the

conduct of contractors, Railroad rules for the operation of moving vehicles, and Federal Railway Administration roadway worker rules.

- (B) No one shall be allowed within 25' of the centerline of the nearest track without the specific authorization of the RWIC/flagman.
- (C) The Contractor shall require that its employees or employees of any subcontractors wear the following while on or about the Railroad right of way:
  - (1) Appropriate head protection.
  - (2) Appropriate eye protection.
  - (3) Appropriate hearing protection.
  - (4) Appropriate respiratory protection.
  - (5) Appropriate high visibility reflective safety vests are required for work inside active intermodal facilities, public rights of way, or other locations as required by the Railroad and the MUTCD.
  - (6) Suitable protective clothing and footwear. Working in shorts is prohibited. Shirts must cover shoulders, back and abdomen. Working in tennis or jogging shoes, sandals, boots with high heels, cowboy and other slip-on type boots is prohibited. Hard sole, lace up footwear, zippered boots or boots cinched up with straps which fit snugly about the ankle are adequate. Safety steel toe boots are required.
  - (7) All protective equipment must be in good condition and properly fitted.
- (D) The Contractor shall observe the safety provisions of applicable laws and building and construction codes shall be observed. Machinery and equipment and other hazards shall be guarded in accordance with the safety provisions of the most recent edition of the Manual of Accident Prevention in Construction, published by the Associated General Contractors of America, to the extent that such provisions are consistent with applicable law or regulation.
- (E) The Contractor shall permit only qualified personnel to perform welding. Proper clothing, gloves and shields must be worn for body and eye protection. All welding equipment must be properly tested and in good working order. All welding equipment and cutting torches being used within 25 feet of the track must be shut off and work stopped when train is passing.
- (F) Anyone working on Railroad Right-of-Way found to be under the influence of alcohol or other intoxicant, narcotic or hallucinogenic drug, or in possession of such intoxicant or drug, shall be dismissed from the property by the Contractor and not allowed to return.
- (G) When anyone working on Railroad right of way is injured, the Contractor shall arrange for emergency medical assistance, if needed, and the Contractor shall notify Railroad Engineer and the Department's Engineer of such incident by the quickest method of communication available.
- (H) The Contractor shall not permit the use of defective or improvised tools and equipment for the work.

- (I) At the direction of the Railroad Engineer and the Department's Engineer, the Contractor shall work with local emergency response personnel to develop action plans to respond to emergency situations.
- (J) The Contractor is responsible for maintaining emergency site access(es) for local emergency response personnel.
- (K) The Contractor must promptly notify Railroad Engineer and the Department's Engineer of any safety incident or injury involving any person(s) on the project site.
- (L) The Contractor shall hold daily safety briefings involving all personnel working on site per railroad safety rules. Personnel arriving onsite after the safety briefing shall be briefed before proceeding with their work. The Contractor and all personnel shall hold additional safety briefings during the day as conditions or work changes.
- (M) The Contractor is responsible for obtaining eRailSafe certification for itself and its employees working on Railroad right of way upon award of Contract. The Contractor shall follow all eRailSafe requirements and escort all subcontractors or non-certified employees on site. Information about requirements and responsibilities to become eRailSafe can be found at: <http://www.e-railsafe.com/>
- (N) The Contractor and all personnel are responsible for obtaining FRA and NSR approved Roadway Worker Certification through an NSR-approved trainer.
- (O) All persons working near track while train is passing are to lookout for dragging bands, chains and protruding or shifted cargo.
- (P) No one is allowed to cross tracks without specific authorization from the flagman.
- (Q) No steel tape or chain will be allowed to cross or touch rails without permission.

#### **GUIDELINES FOR EQUIPMENT WORKING ON COMPANY'S CORRIDOR**

The following applies to all equipment being operated within the Railroad right of way:

- (A) The Contractor's actions shall not interfere with normal train operations. The Contractor shall provide a weekly schedule of activities that may affect train operations or require flagging protection.
- (B) NSR will provide service outages only when absolutely required for construction activities as determined by the Railroad Engineer. No claim by the Contractor against NSR and the Department will be allowed for delays caused by NSR's operations.
- (C) When working on or near operating tracks to be kept in service, NSR may provide a schedule of allowable work periods. Allowable work periods may change due to the variances in train operations. If the Contractor fails to comply with the schedules and performs its work in a manner that causes delay to NSR train operations, it shall be liable



for any delays and shall reimburse NSR upon receipt of bills therefore. If at any time the Contractor is required to work longer than a normal 8 hour day to prevent disruption to NSR's train operations, then the Contractor shall do so at no expense to the Railroad and the Department.

- (D) At locations where a flagman is deemed necessary by the Railroad Engineer for the safety of Railroad's property and operations, the Contractor will observe the directions given by the RWIC/flagman. The Contractor will assure that its officers, agents, suppliers, subcontractors and employees observe the directives given by the RWIC/flagman. It is distinctly understood, however, that no direction or failure to give direction by the RWIC/flagman will relieve the Contractor from any of its indemnification commitments in the contract.
- (E) No one shall be allowed within 25' of the centerline of the nearest track without the specific authorization of the RWIC/flagman.
- (F) No one shall be allowed to cross the tracks without specific authorization of the RWIC/flagman.
- (G) All persons working near the track while a train is passing are to look for dragging bands, chains and protruding or shifted cargo. If any of these are observed, they must notify the RWIC/flagman immediately.
- (H) No one shall be allowed to pass between, over or under rail cars.
- (I) No steel or metallic chain or measuring tape shall be allowed to cross or touch rails without permission of the RWIC/flagman.
- (J) No construction materials shall be placed on tracks without approval of the Railroad Engineer.
- (K) When working on tracks, switches shall be lined away from the work area and switch points spiked down or clamped or rail ends mismatched to prevent cars or engines from entering the work area.
- (L) No crane or boom equipment will be allowed to set up to work or park within boom distance plus 15' of centerline of track without specific permission from railroad official and flagman.
- (M) No crane or boom equipment will be allowed to foul track or lift a load over the track without flagman protection and track time.
- (N) All employees will stay with their machines when crane or boom equipment is pointed toward track.
- (O) All cranes and boom equipment under load will stop work while train is passing (including pile driving).

- (P) Swinging loads must be secured to prevent movement while train is passing no loads will be suspended above a moving train.
- (Q) No equipment will be allowed within 25' of centerline of track without specific authorization of the flagman.
- (R) Trucks, tractors or any equipment will not touch ballast line without specific permission from flagman.
- (S) No equipment or load movement within 25' or above a standing train or railroad equipment without specific authorization of the flagman.
- (T) All operating equipment within 25' of track must halt operations when a train is passing. All other operating equipment may be halted by the flagman if the flagman views the operation to be dangerous to the passing train.
- (U) All equipment, loads and cables are prohibited from touching the rails.
- (V) While clearing and grubbing, no vegetation will be removed from railroad embankment with heavy equipment without specific permission from the Railroad Engineer and flagman.
- (W) The Contractor is responsible for the ingress and egress of its plant, equipment, materials and labor to and from the construction site in accordance with the following:
  - (1) No movement that may endanger the safe normal Railroad operations shall be made without the approval of the RWIC/flagman as to route and time of use.
  - (2) No movement of the Contractor's plant equipment, materials and labor to and from the site shall be made without the approval of the RWIC/flagman.
- (X) Railroad regulations concerning the movement of vehicles on Railroad property shall be followed by the Contractor, its subcontractors and all of the respective personnel, including, without limitation, weight restrictions for roadways.
- (Y) Use of access routes shall not cause the fouling of turnouts, flangeways, equipment, and drainage facilities with gravel, mud, waste materials, or timbers used for crossing tracks. Such routes shall be planned in such a way to minimize the risk of damage to Railroad facilities and must be approved by the Railroad Engineer.
- (Z) No equipment or materials will be parked or stored on Company's corridor unless specific authorization is granted from the Railroad Engineer.
- (AA) All unattended equipment that is left parked on Company's corridor shall be effectively immobilized so that it cannot be moved by unauthorized persons.
- (BB) All cranes and boom equipment will be turned away from track after each work day or whenever unattended by an operator.

## **FAILURE TO COMPLY WITH SAFETY REQUIREMENTS**

Failure to comply with any safety requirements within the railroad right of way may result in the removal of the individual or individuals responsible for violation of policies. Depending upon the severity of the violation as determined by the Railroad Engineer, RWIC/flagman or the Department's Engineer, the individual or individuals implicated must leave the RR right of way within 1 hour of notification of the violation. Depending on the severity of the violation, the individual or individuals who were involved in the incident may be able to return to the job the following day. That determination will be made by the RWIC and the Department's representative on site. The individual or individuals will be notified if they are allowed to return the following day by the close of business the day of the occurrence. If they are not allowed to return the next day, the contractor may file an appeal to the Department's Engineer requesting the individual or individuals accused of the violation be allowed to return to the job. The Resident Engineer will then notify the Railroad of the appeal and a meeting will be held to determine if the individual or individuals will or will not be allowed to return to the job. The individual or individuals alleged to have committed the violation will not be allowed on the project until after the Railroad Engineer and Department Engineer have reviewed the appeal and made a determination if the individual or individuals may return. If a person is allowed return to the site after the appeal process and a second violation of policies occurs, that will be grounds for permanent removal of the individual from the worksite. This does not only apply to individuals, but may apply to entire crews as well depending on the circumstances and severity of the violation of policy. The contractor shall have no claims whatsoever against the Railroad or the Department for any delays or additional cost incurred as a result of safety violations and removal of the individual or individuals from the job.

## **FEDERAL RAILROAD ADMINISTRATION (FRA) SAFETY REQUIREMENTS**

In addition to NSR safety guidelines above, the Contractor will be required to adhere to the safety requirements of the Federal Railroad Administration and comply with Title 49, Volume 4, Chapter 2, Part 213 and 214 of the Code of Federal Regulations. This information can be found at the following link:

<http://ecfr.gpoaccess.gov/cgi/t/text/text-idx?c=ecfr&sid=ef344d8e404793fcb6650641e75f7e43&rgn=div5&view=text&node=49:4.1.1.1.8&idno=49>

The FRA may conduct inspections on this project and fines can be levied against both the individual cited and the contractor for violations of these policies. The contractor shall have no claims whatsoever against the Railroad or the Department for any delays or additional cost incurred as a result of violations and fines for noncompliance with the above FRA guidelines.

## **RAILROAD INSURANCE: SPECIAL PROVISIONS FOR PROTECTION OF RAILWAY INTEREST**

State Project: P-5205

County: Alamance

- (A) In addition to any other forms of insurance or bonds required under the terms of the contract and specifications, the Prime Contractor will be required to provide coverage

conforming to the requirements of the Federal-Aid Policy Guide outlined under 23 CFR 646A for all work to be performed on Company's corridor by carrying insurance of the following kinds and amounts:

- (1) **CONTRACTOR'S COMMERCIAL GENERAL LIABILITY INSURANCE:**  
 The Contractor shall furnish an original and one copy of the certificate of insurance and one certified copy of the policy to the Department as evidence that, with respect to the operations he performs on railroad right of way, he carries regular Commercial General Liability Insurance having a combined single limit of not less than \$2,000,000 per occurrence for all loss, damage, cost and expense, including attorneys' fees, arising out of bodily injury liability and property damage liability during the policy period. Said policy shall include explosion, collapse, and underground hazard (XCU) coverage, shall be endorsed to name Company and Railroad specified in item A.2.c. below as an additional insured, and shall include a severability of interests provision.
- (2) **RAILROAD PROTECTIVE LIABILITY INSURANCE:**  
 The Contractor shall furnish to the Department an original and one duplicate of the Railroad Protective Liability Insurance having a combined single limit of not less than \$2,000,000 each occurrence and \$6,000,000 in the aggregate applying separately to each annual period. If the project involves track over which passenger trains operate, the insurance limits required are not less than a combined single limit of \$5,000,000 each occurrence and \$10,000,000 in the aggregate applying separately to each annual period. Said policy shall provide coverage for all loss, damage or expense arising from bodily injury and property damage liability, and physical damage to property attributed to acts or omissions at the job site.

The standards for the Railroad Protective Liability Insurance are as follows:

- (a) The insurer must be rated A- or better by A.M. Best Company, Inc.
- (b) The policy must be written using one of the following combinations of Insurance Services Office ("ISO") Railroad Protective Liability Insurance Form Numbers:
- (1) CG 00 35 01 96 and CG 28 31 10 93; or
  - (2) CG 00 35 07 98 and CG 28 31 07 98; or
  - (3) CG 00 35 10 01; or
  - (4) CG 00 35 12 04
- (c) The named insured on each policy as required to be issued to each Company and to Railroad shall read: (NOTE: The below insured is to be treated separately as an insured on each railroad protective policy for a total of (2) two separate policies being issued.)

North Carolina Railroad Company  
 2809 Highwoods Blvd, Suite 100  
 Raleigh, NC 27604-1000  
 Attn: Property Department;

and

Norfolk Southern Railway Company  
Three Commercial Place  
Norfolk, Virginia 23510-2191  
Attn: Risk Management

- (d) The description of operations must appear on the Declarations, must match the project description in this agreement, and must include the appropriate Department project and contract identification numbers.

Construction of new railroad roadbed for a passing siding and mainline relocation, utility relocation and roadway improvements from west Pomeroy Street to the NC 49 underpass, adjacent to the tracks owned by North Carolina Railroad Company and operated by Norfolk Southern Railway, in Alamance County, North Carolina, identified as State TIP P-5205 and Federal Project FRA FR 0006 10 01 00.

- (e) The job location must appear on the Declarations and must include the city, state, and appropriate highway name/number.
- (f) The name and address of the prime contractor must appear on the Declarations.
- (g) The name and address of the Department must be identified on the Declarations as the "Involved Governmental Authority or Other Contracting Party."
- (h) Other endorsements/forms that will be accepted are:
- (1) Broad Form Nuclear Exclusion – Form IL 00 21
  - (2) 30-day Advance Notice of Non-renewal or cancellation
  - (3) 60-day written notice be given the Department prior to cancellation or change
  - (4) Quick Reference or Index Form CL/IL 240
- (i) Endorsements/forms that are NOT acceptable are:
- (1) Any Pollution Exclusion Endorsement except CG 28 31
  - (2) Any Punitive or Exemplary Damages Exclusion
  - (3) Known injury or Damage Exclusion form CG 00 59
  - (4) Any Common Policy Conditions form
  - (5) Any other endorsement/form not specifically authorized in item no. 2.h above.

(B) If any part of the work is sublet, similar insurance, and evidence thereof as specified in A.1 above, shall be provided by or on behalf of the subcontractor to cover its operations on Railroad's right of way. As an alternative, the Prime Contractor may provide insurance for the subcontractor by means of separate and individual policies.

(C) Prior to entry on Company's corridor, the original and one duplicate copy of the Railroad Protective Liability Insurance Policy shall be submitted by the Prime Contractor to the Department at the address below for its review and transmittal to the Company and Railroad. In addition, certificates of insurance evidencing the Prime Contractor's and any subcontractors' Commercial General Liability Insurance shall be issued to the Department, Company and Railroad at the addresses below, and one certified copy of the

Prime Contractor and any Subcontractor's policy is to be forwarded to the Department for its review and transmittal to the Company and Railroad. All policies and certificates of insurance shall state that the insurance coverage will not be suspended, voided, canceled, or reduced in coverage or limits without (30) days advance written notice to the Department, Company and Railroad. The Railroad will not permit any work on Company's corridor until the Company and Railroad has reviewed and approved the evidence of insurance required herein.

DEPARTMENT:

NCDOT Rail Division  
Engineering & Safety Branch  
C/O State Railroad Agent  
1556 Mail Service Center  
Raleigh, NC 27699-1556

RAILROAD:

Risk Management  
Norfolk Southern Railway Company  
Three Commercial Place  
Norfolk, Virginia 23510-2191

COMPANY:

North Carolina Railroad Company  
2809 Highwoods Blvd.  
Suite 100  
Raleigh, NC 27604

- (D) The insurance required herein shall not limit the obligations of Department or its Contractors under the terms of this agreement.
- (E) The insurance amounts specified are minimum amounts and that the Contractor may carry insurance in larger amounts if he so desires. As to "aggregate limits", if the insurer establishes loss reserves equal to or in excess of the aggregate limit specified in any of the required insurance policies, the Contractor shall immediately notify the Department and shall cease all operations until the aggregate limit is reinstated. If the insurer establishes loss reserves equal to or in excess of one/half of the aggregate limit, the Contractor shall arrange to restore the aggregate limit to at least the minimum amount stated in these requirements. Any insurance policies and certificates taken out and furnished due to these requirements shall be approved by the Department, Company and Railroad as to form and amount prior to beginning work on Company's corridor.
- (F) All insurance herein before specified shall be carried until the final inspection and acceptance of the project by the Department, Company and Railroad, or acceptance of that portion of the project within Company's corridor. At this point, no work or any other activities by the Contractor shall take place in Company's corridor without written permission from the Department, Company and Railroad.

**FAILURE TO COMPLY**

In the event the Contractor violates or fails to comply with any of the requirements of these Special Provisions:

- (1) The Railroad Engineer may require that the Contractor vacate Company's corridor.
- (2) The Engineer may withhold all monies due the Contractor on monthly statements.

Any such orders shall remain in effect until the Contractor has remedied the situation to the satisfaction of the Railroad Engineer and the Engineer.

## **PAYMENT FOR COST OF COMPLIANCE**

No separate payment will be made for any extra cost incurred on account of compliance with these special provisions. All such cost shall be included in prices bid for other items of the work as specified in the payment items.

## **RAILROAD SITE DATA**

The following information is provided as a convenience to the Contractor. This information is subject to change and the Contractor should contact the Railroad to verify the accuracy. Since this information is shown as a convenience to the Contractor but is subject to change, the Contractor shall have no claims whatsoever against either the Railroad or the Department of Transportation for any delays or additional costs incurred based on changes in this information.

Number of tracks	-	(1) One Main Track
Number of trains per day	-	(12) Twelve
Type of Trains per day	-	(6) Six Passenger and (6) Six Freight
Maximum speed of trains	-	(79) Seventy-nine mph

## **NOTICE OF STARTING WORK**

The contractor shall not commence any work on Company's corridor until the contractor has complied with the following conditions:

- (A) Give the Company and Railroad written notice, with copy to the Engineer who has been designated to be in charge of the work, at least ten days in advance of the date the contractor proposes to begin work on Company's corridor/NCRR right of way. Notice to be given to:

Mr. Rick Meredith, PE  
Norfolk Southern Corporation  
1200 Peachtree Street NE  
Building Box 142  
Atlanta, Georgia 30309

Mr. Jim Kessler, PE  
North Carolina Railroad Company  
2809 Highwoods Blvd  
Suite 100  
Raleigh, NC 27604

- (B) Obtained written authorization from both Norfolk Sothern Railway and North Carolina Railroad Company to begin work on Railroad right-of-way, such authorization to include an outline of specific conditions with which the contractor must comply.
- (C) Obtained written approval from the Railroad of Railroad Protective Insurance Liability coverage as required by the provisions for Railroad Insurance above. The Railroad does not accept notation of Railroad protective insurance on a certificate of liability insurance form or Binders as Railroad must have the full original countersigned policy. The policy will be reviewed for compliance prior to written approval. Due to the number of projects system-wide, it typically takes a minimum of 30-45 days for Railroad to review.

- (D) Furnish a schedule for all work within the Railroad right-of-way as required. Obtain written authorization from the Railroad to begin work on Company's right of way, such authorization to include an outline of specific conditions with which he must comply.
- (E) Obtain Railroad's Flagging Services as required.
- (F) The contractor must execute and deliver to NCRR and NSR a standard construction right of entry agreement approved by NCRR and NSR together.

The Railroad's written authorization to proceed with the work shall include the names, addresses, and telephone numbers of the Railroad's representatives who are to be notified as hereinafter required. Where more than one representative is designated, the area of responsibility of each representative shall be specified.

### **INTERFERENCE WITH RAILROAD OPERATIONS**

The Contractor shall so arrange and conduct his work that there will be no interference with Railroad operations, including train, signal, telephone and telegraphic services, or damage to the property of the Company or Railroad or to poles, wires, and other facilities of tenants on the right of way of the Company. Whenever work is liable to affect the operations or safety of trains, the method of doing such work shall first be submitted to the Railroad Engineer for approval, but such approval shall not relieve the Contractor from liability. Any work to be performed by the Contractor which requires flagging service or inspection service (watchman) shall be deferred by the Contractor until the flagging protection or inspection service required by the Railroad is available at the job site.

Whenever work within Company's corridor is of such a nature that impediment to Railroad operations such as use of runaround tracks or necessity for reduced speed is unavoidable, the Contractor shall schedule and conduct his operations so that such impediment is reduced to the absolute minimum.

Should conditions arising from, or in connection with the work, require that immediate and unusual provisions be made to protect operations and property of the Company and Railroad, the Contractor shall make such provisions. If in the judgment of the Railroad Engineer, or in his absence, the Railroad's Division Engineer, such provision is insufficient, either may require or provide such provisions as he deems necessary. In any event, such unusual provisions shall be at the Contractor's expense and without cost to the Department, Company, or Railroad.

### **TRACK CLEARANCES**

- (A) Before undertaking any work within railroad right-of-way, or before placing any obstruction over any track, the Contractor shall:
  - (1) Notify the RWIC/Track Supervisor at least 72 hours in advance of the work.
  - (2) Receive assurance from the Railroad Engineer that arrangements have been made for flagging service as may be necessary.
  - (3) Receive permission from the RWIC/Track Supervisor to proceed with the work.
  - (4) Ascertain that the Engineer has received copies of notice to the Railroad and of the Railroad's response thereto.



- (B) The minimum track clearances to be maintained by the Contractor during construction are as follows:
- (1) Horizontal clearance measured from centerline of track to falsework:  
13'-0" on tangent track  
14'-0" on curved track
  - (2) Vertical clearance from top of rail to falsework: 22'-0"

## CONSTRUCTION PROCEDURES

(A) General

Construction work and operations by the Contractor on Company's property shall be:

- (1) Subject to the inspection and approval of the NSR and NCDOT.
- (2) In accordance with all of the Railroad's written specific conditions.
- (3) In accordance with the Railroad's general rules, regulations and requirements including those relating to safety, fall protection and personal protective equipment.
- (4) In accordance with these Special Provisions.

(B) Excavation

The subgrade of an operated track shall be maintained with edge of berm at least 7'-0" from centerline of track and not more than 45" below top of rail. Contractor will not be required to make existing section meet this specification if substandard, in which case existing section will be maintained.

(C) Excavation for Structures

The Contractor will be required to take special precaution and care in connection with excavating and shoring pits, and in driving piles or sheeting, for footings adjacent to tracks to provide adequate lateral support for the tracks and the loads which they carry, without disturbance of track alignment and surface, and to avoid obstructing track clearances with working equipment, tools or other material. All plans and calculations for shoring shall be prepared and signed by a North Carolina Registered Professional Engineer. The Professional Engineer will be responsible for the accuracy for all controlling dimensions as well as the selection of soil design values which will accurately reflect the actual field conditions. The procedure for doing such work, including need of and plans for shoring, shall first be reviewed by the Department Engineer then reviewed and approved by the Railroad Engineer, but such approval shall not relieve the Contractor from liability.

Additionally, a walkway with handrail protection may be required as noted in the section for Trainman's walkways herein.

(D) Demolition, Erection, Hoisting

- (1) Railroad tracks and other Company corridor or railroad property must be protected from damage during the procedure.
- (2) The Contractor is required to submit a plan showing the location of cranes, horizontally and vertically, operating radii, with delivery or disposal locations

shown. The location of all tracks and other railroad facilities as well as all obstructions such as wire lines, poles, adjacent structures, etc. must also be shown.

- (3) Crane rating sheets showing cranes to be adequate for 150 percent of the actual weight of the pick. A complete set of crane charts, including crane, counterweight, and boom nomenclature is to be submitted.
- (4) Plans and computations showing the weight of the pick must be submitted. Calculations shall be made from plans of the existing and/or proposed structure showing complete and sufficient details with supporting data for the demolition or erection of the structure. If plans do not exist, lifting weights must be calculated from field measurements. The field measurements are to be made under the supervision of the North Carolina Registered Professional Engineer submitting the procedure and calculations.
- (5) A data sheet must be submitted listing the types, size, and arrangements of all rigging and connection equipment.
- (6) A complete procedure is to be submitted, including the order of lifts, time required for each lift, and any repositioning or re-hitching of the crane or cranes.
- (7) All erection or demolition plans, procedures, data sheets, etc. submitted must be prepared, signed and sealed by a North Carolina Registered Professional Engineer.
- (8) The Railroad's engineer must be present at the site during the entire demolition and erection procedure period.
- (9) All procedures, plans and calculations shall first be approved by the Engineer and the Railroad Engineer, but such approval does not relieve the Contractor from liability.

(E) Blasting

The Contractor shall obtain advance approval of the Railroad Engineer and the Engineer for use of explosives on or adjacent to Company corridor. The request for permission to use explosives shall include a detailed blasting plan. If permission for use of explosives is granted, the Contractor will be required to comply with the following:

- (1) Blasting shall be done with light charges under the direct supervision of a responsible officer or employee of the Contractor and a licensed blaster.
- (2) Electric detonating fuses shall not be used because of the possibility of premature explosions resulting from operation of two-way radios.
- (3) No blasting shall be done without the presence of an authorized representative of the Railroad. At least 72 hours advance notice to the person designated in the Railroad's notice of authorization to proceed will be required to arrange for the presence of an authorized Railroad representative and such flagging as the Railroad may require.
- (4) Have at the job site adequate equipment, labor and materials and allow sufficient time to clean up debris resulting from the blasting without delay to trains, as well as correcting at his expense any track misalignment or other damage to Company corridor resulting from the blasting as directed by the Railway's authorized representative. If his actions result in delay of trains, the Contractor shall bear the entire cost thereof.

The Railroad representative/engineer will:

- (1) Determine the approximate location of trains and advise the Contractor the approximate amount of time available for the blasting operation and clean-up.
- (2) Have the authority to order discontinuance of blasting if, in his opinion, blasting is too hazardous or is not in accordance with these special provisions.

(F) Maintenance of Railroad Facilities

The Contractor will be required to maintain all ditches and drainage structures free of silt or other obstructions that may result from construction operations and provide and maintain any erosion control measures as required. The Contractor will promptly repair eroded areas within Company's corridor and repair any other damage to the property of the Company or its tenants.

All such maintenance and repair of damages due to the Contractor's operations shall be done at the Contractor's expense.

(G) Storage of Materials and Equipment

Materials and equipment shall not be stored where they will interfere with railroad operations, nor on the corridor of the Company without first having obtained permission from the Railroad Engineer. Such permission will be with the understanding that neither the Company nor Railroad will be liable for damage to such material and equipment from any cause and that the Railroad Engineer may move or require the Contractor to move, at the Contractor's expense, such material and equipment.

All grading or construction machinery that is left idle or parked near the track unattended by a watchman shall be effectively immobilized so that it cannot be moved by unauthorized persons. The contractor shall protect, defend, indemnify and save Company and Railroad, and any associated, controlled or affiliated corporation, harmless from and against all losses, costs, expenses, claim or liability for loss or damage to property or the loss of life or personal injury, arising out of or incident to the contractor's failure to immobilize grading or construction machinery.

(H) Cleanup

During construction of the project, the contractor shall furnish garbage disposal containers and dispose of all trash appropriately. The contractor shall clean the construction site periodically as requested by the Department's Engineer or the Railroad Engineer of all waste, rubbish and unused construction material. The removal of waste and debris shall be the responsibility of the Contractor. Unused construction materials shall be stockpiled in an orderly fashion at a location that will not interfere with train operations and the construction progress. If the contractor does not clean the construction site after receiving notification, other forces may be used to clean the site of waste and rubbish. If other forces are used, monies will be deducted from the contractor for the cost of the cleanup.

*Revised 8-13-13*

Upon completion of the work, the Contractor shall remove from within the limits of the Company's right of way, all machinery, equipment, surplus materials, falsework, rubbish or temporary buildings of the Contractor, and leave said right of way in a neat condition satisfactory to the Chief Engineer of the Railroad or his authorized representative and satisfactory to the Company's authorized representative. Cleanup also includes removal, replacement or cleaning of soiled or contaminated ballast in the construction area.

### **DAMAGES**

The contractor shall assume all liability for any and all damages to his work, employees, servants, equipment and materials caused by railroad traffic.

Any cost incurred by the Company of Railroad for repairing damages to its corridor or to property of its tenants, caused by or resulting from the operations of the Contractor, shall be paid directly to the Company or Railroad by the Contractor.

### **CONTRACTOR FURNISHED TWO WAY RADIOS**

The Contractor shall furnish a minimum of 3 push to talk, two way radios that operate on a frequency unique to the project and separate from NSR frequencies. The operational frequency should not be the same as the frequency on adjacent jobs unless directed by the Railroad Engineer. The radios will be used for communication between the RWIC/flagman or the Railroad's designated contact and the Contractor's Superintendent or designated contact on the job for safety. The Contractor will need to maintain at least 3 working radios at all time during the project. Project conditions and the contractors work may require the need for more than 3 radios on the project. It shall be the Contractors responsibility to furnish the number of radios required by NSR and NCDOT to maintain safety on the project. Failure on the part of the contractor to have working radios on site, can result in suspension of the work until the requirements of provision is met. There will be no direct payment for the cost of furnishing the radios. The cost will be included in other items of work in the contract.

Contractor shall provide radios capable of transmitting and receiving clearly, from any location within project limits. Relaying messages from one radio operation to another will not be an acceptable method. Any upgrades or additional equipment necessary to provide clear transmissions between two single radios, including signal repeaters will be considered incidental to the provision of radios and will not be subject to additional compensation.

The Contractor will need to submit information about the radios prior to use for approval by the Railroad.

The contractor shall have no claims whatsoever against the Railroad or the Department for any delays or additional cost incurred as a result of failure to have the required number of working radios on site each day or as a result of insufficient radio communication.

### **FLAGGING SERVICES**

All work to be performed by the Contractor within the Railroad Right of Way shall require a flagman be present. Any work to be performed by the contractor requiring flagging service shall be deferred by the contractor until the flagging protection required by the railroad is available at the job site. It will take approximately 30 days from the date the railroad receives notification of award from the NCDOT to provide flagging protection for this project.

#### **(A) When Required**

Under the terms of the agreement between the Department and the Railroad, the Railroad has sole authority to determine the need for flagging required to protect its operations. In general, the requirements of such services will be whenever the Contractor's personnel

or equipment are or are likely to be, working on the Railroad's right-of-way, or across, over, adjacent to, or under a track, or when such work has disturbed or is likely to disturb a railroad structure or the railroad roadbed or surface and alignment of any track to such extent that the movement of trains must be controlled by flagging.

Normally, the Railroad will assign one flagman to a project; but in some cases, more than one may be necessary, such as yard limits where three (3) flagmen may be required. The Railroad Engineer will determine how many flagmen are required for the job. However, if the Contractor works within distances that violates instructions given by the Railroad's authorized representative or performs work that has not been scheduled with the Railroad's authorized representative, a flagman or flagmen may be required full time until the project has been completed. Any additional cost for additional flagging as a result of the Contractor violating the instruction of the RWIC/flagman will be the contractor's responsibility and shall be deducted from the contractor's monies.

(B) Scheduling and Notification

- (1) The Contractor's work requiring railroad flagging services shall be scheduled in advance and updated weekly to insure flagman coverage for the work to be performed. Flagging services will be provided by the Railroad for work required by the contract to complete the project. The contractor's work schedule shall be during normal daylight hours for safety concerns. Nighttime operations are not permitted without prior written approval from the Railroad Engineer and the Department's Engineer and shall be only be considered on a case by case basis.
- (2) Not later than the time that approval is initially requested to begin work on Company corridor, the Contractor shall furnish to the Company, Railroad and the Department a schedule for all work required to complete the portion of the project within Company corridor and arrange for a job site meeting between the Contractor, the Department, and the Railroad's authorized representative. Flagman or Flagmen may not be provided until the job site meeting has been conducted and the Contractor's work scheduled.
- (3) The Contractor, through the Engineer, will be required to give the Railroad representative at least 10 working days of advance written notice of intent to begin work within Company corridor in accordance with this special provision. Once begun, when such work is then suspended at any time, or for any reason, the Contractor, through the Engineer, will be required to give the Railroad representative at least 3 working days of advance notice before resuming work on Railroad right of way. Such notices shall include sufficient details of the proposed work to enable the Railroad representative to determine if flagging will be required. If such notice is in writing, the Contractor shall furnish the Engineer a copy; if notice is given verbally, it shall be confirmed in writing with copy to the Engineer.
- (4) If flagging is required, no work shall be undertaken until the flagman, or flagmen are present at the job site. It may take up to 30 days to obtain flagging initially from the Railroad. When flagging begins, the flagman is usually assigned by the Railroad to work at the project site on a continual basis until no longer needed and cannot be called for on a spot basis. If flagging becomes unnecessary and is

suspended, it may take up to 30 days to again obtain from the Railroad. Due to Railroad labor agreements, it is necessary to give 5 working days' notice before flagging service may be discontinued and responsibility for payment stopped.

- (5) If, after the flagman is assigned to the project site, an emergency arises that requires the flagman's presence elsewhere, then the Contractor shall delay work on Railroad right of way until such time as the flagman is again available. Any additional costs resulting from such delay shall be borne by the Contractor and not the Company, Department or Railroad.

(C) Payment

The Department will be responsible for paying the Railroad directly for any and all costs of flagging which may be required to accomplish the construction.

Any additional cost for additional flagging as a result of work that is determined to be for the benefit of the Contractor will be the contractor's responsibility and shall be deducted from the Contractor's monies.

- (1) The estimated cost of flagging service is the current rate per day based on a 10-hour work day. This cost includes the base pay for each flagman, overhead, and a per diem charge for travel expenses, meals and lodging. The charge by the Railroad will be the actual cost based on the rate of pay for the Railroad's employees who are available for flagging service at the time the service is required.
- (2) Work by a flagman in excess of 8 hours per day or 40 hours per week, but not more than 12 hours a day will result in overtime pay at 1½ times the appropriate rate. Work by a flagman in excess of 12 hours per day will result in overtime pay at 2 times the appropriate rate. If work is performed on a holiday, the flagging rate is 2½ times the normal rate.
- (3) Railroad work involved in preparing and handling bills will also be charged to the Department. Charges to the Department by the Railroad shall be in accordance with applicable provisions of the Federal-Aid Policy Guide, Title 23 Subchapter B, Part 140I and Subchapter G, Part 646B issued by the Federal Highway Administration on December 9, 1991, including all current amendments. Flagging costs are subject to change. The above estimates of flagging costs are provided for information only and are not binding in any way.

(D) Verification

The Railroad flagman assigned to the project will be responsible for notifying the Department Engineer upon arrival at the job site on the first day (or as soon thereafter as possible) that flagging services begin and on the last day that he performs such services for each separate period that services are provided. The Department Engineer will document such notification and general flagging times for verification purposes in the project records. When requested, the Department Engineer will also sign the flagman's diary showing daily time spent and activity at the project site. Also if requested, the flagman will cooperate with the Department by submitting daily timesheets or signing the Department Engineer's diary showing daily time spent at the project site.

Railroad's flagman will electronically enter flagging time via Railroad's electronic billing system. Any complaints concerning flagman or flagmen must be resolved in a timely manner. If need for flagman or flagmen is questioned, please contact Railroad's System Engineer of Public Improvements at (404) 529-1641. All verbal complaints must be confirmed in writing by the Contractor within 5 working days with copy to the Department Engineer. Address all written correspondence to:

Office of Chief Engineer-Bridges & Structures  
Attn: System Engineer of Public Improvements  
Norfolk Southern Corporation  
1200 Peachtree St. NE  
Internal Box 142  
Atlanta, GA 30309

### **HAUL ACROSS RAILROAD**

Where the plans show or imply that materials of any nature must be hauled across the Railroad, unless the plans clearly show that the Department has included arrangements for such haul in its agreement with the Railroad, the Contractor will be required to make all necessary arrangements with the Railroad regarding means of transporting such materials across the Railroad. The Contractor will be required to bear all costs incidental to such crossings whether services are performed by the contractor's own forces or by Railroad personnel.

If the Contractor desires to haul across the Railroad for his convenience, the contractor shall make all of the necessary arrangements with the Railroad and the Company for a temporary crossing and shall bear all cost associated with construction and removal of the temporary crossing. The crossing shall only be used at times approved by the Engineer. The project will not be considered complete until all temporary crossing have been removed by the Contractor, unless directed by the Railroad or Company to leave the crossing installed. The Contractor shall be required to execute the Railroad and Company's standard private grade crossing agreement for each crossing installed. The Contractor shall have no claims whatsoever against the Railroad or the Department for denying any temporary crossing for the convenience of the Contractor.

No crossing may be established for use of the Contractor for transporting materials or equipment across the tracks of the Company unless specific authority for its installation, maintenance, necessary watching and flagging thereof and removal, all at the expense of the Contractor, is first obtained from the Railroad Engineer. The approval process for a temporary private crossing agreement executed between the Contractor and Railroad normally takes 90 days.

### **WORK FOR THE BENEFIT OF THE CONTRACTOR**

All temporary or permanent changes in wire lines or other facilities which are considered necessary to the project are shown on the plans; included in the force account agreement between the Department, Company and the Railroad or will be covered by appropriate revisions to same which will be initiated and approved by the Department, Company and/or the Railroad.

Should the Contractor desire any changes in addition to the above, then the Contractor shall make separate arrangements with the Railroad for same to be accomplished at the Contractor's expense. The Contractor shall notify the Department of agreements between the Railroad the and the Contractor for any work for the benefit of the Contractor.

### **COOPERATION AND DELAYS**

It shall be the Contractor's responsibility to arrange a schedule with the Railroad for accomplishing stage construction of work to be done by Railroad crews. In arranging the schedule the contractor shall ascertain, from the Railroad, the lead time required for assembling crews and materials and shall make due allowance therefore. The Contractor shall cooperate with others in the construction of the project to the end that all work may be accomplished to the best advantage.

The Contractor shall insure that all work required to be completed by his forces prior to Railroad's crews schedule move in date is completed. Delays by the Contractor in meeting the schedule can result in delays in rescheduling Railroad crews and result in delays to the project. The Contractor shall have no claims whatsoever against the Railroad or the Department for delays as a result of rescheduling Railroad crews due the Contractor failing to meet his schedule.

No charge or claim of the Contractor against either the Department, Company or the Railroad will be allowed for hindrance or delay on account of railway traffic; any work done by the Railroad or other delays incident to or necessary for safe maintenance of railway traffic or for any delays due to compliance with these special provisions.

The Contractor's attention is called to the fact that neither the Department, Company nor Railroad assumes any responsibility for any work performed by others in connection with the construction of the project, and the Contractor shall have no claim whatsoever against the Department, Company or Railroad for any inconvenience, delay, or additional cost incurred by him on account of such operations by others.

### **TRAINMAN'S WALKWAYS**

In areas along any existing tracks, on the side opposite of the track from where the work will be done; existing trainman walkways will be maintained at a distance not less than 10' from the centerline for the existing track. If the trainman's walkway does not exist, it will not be built or maintained unless shown on the plans. In areas of new construction along turnouts/switches, signals and derails, trainman walkways will be constructed and maintained not less than 10' from the centerline of the track. The trainman's walkway will extend from the point of switch through the derail. The trainman's walkway is an unobstructed continuous space suitable for the trainman to walk along the side of trains. Any temporary impediments to walkways and track drainage encroachments or obstructions allowed during work hours while the Railway's protective service is provided shall be removed before the close of each work day. If there is any excavation near the walkway, a handrail, with 10'-0" minimum clearance from centerline of track, shall be placed.



**CERTIFICATION FOR FEDERAL-AID CONTRACTS:**

(3-21-90)

SP1 G85

The prospective participant certifies, by signing and submitting this bid or proposal, to the best of his or her knowledge and belief, that:

- (A) No Federal appropriated funds have been paid or will be paid, by or on behalf of the undersigned, to any person for influencing or attempting to influence an officer or employee of any Federal agency, a Member of Congress, an officer or employee of Congress, or an employee of a Member of Congress in connection with the awarding of any Federal contract, the making of any Federal grant, the making of any Federal loan, the entering into of any cooperative agreement, and the extension, continuation, renewal, amendment, or modification of any Federal contract, grant, loan, or cooperative agreement.
- (B) If any funds other than Federal appropriated funds have been paid or will be paid to any person for influencing or attempting to influence an officer or employee of any Federal agency, a Member of Congress, an officer or employee of Congress, or an employee of a Member of Congress in connection with this Federal contract, grant, loan, or cooperative agreement, the undersigned shall complete and submit Standard Form-LLL, *Disclosure Form to Report Lobbying*, in accordance with its instructions.

This certification is a material representation of fact upon which reliance was placed when this transaction was made or entered into. Submission of this certification is a prerequisite for making or entering into this transaction imposed by *Section 1352, Title 31, U.S. Code*. Any person who fails to file the required certification shall be subject to a civil penalty of not less than \$10,000 and not more than \$100,000 for each such failure.

The prospective participant also agrees by submitting his or her bid or proposal that he or she shall require that the language of this certification be included in all lower tier subcontracts, which exceed \$100,000 and that all such subrecipients shall certify and disclose accordingly.

**U.S. DEPARTMENT OF TRANSPORTATION HOTLINE:**

(11-22-94)

108-5

SP1 G100

To report bid rigging activities call: **1-800-424-9071**

The U.S. Department of Transportation (DOT) operates the above toll-free hotline Monday through Friday, 8:00 a.m. to 5:00 p.m. eastern time. Anyone with knowledge of possible bid rigging, bidder collusion, or other fraudulent activities should use the hotline to report such activities.

The hotline is part of the DOT's continuing effort to identify and investigate highway construction contract fraud and abuse is operated under the direction of the DOT Inspector General. All information will be treated confidentially and caller anonymity will be respected.

C203129 (P-5205)

43

Alamance County

**SUBSURFACE INFORMATION:**

(7-1-95)

450

SPI G112 B (REV.)

Subsurface information is available on the railway portion of this project only.

**LOCATING EXISTING UNDERGROUND UTILITIES:**

(3-20-12)

105

SPI G115

Revise the *2012 Standard Specifications* as follows:

**Page 1-43, Article 105-8, line 28, after the first sentence, add the following:**

Identify excavation locations by means of pre-marking with white paint, flags, or stakes or provide a specific written description of the location in the locate request.

**RESOURCE CONSERVATION:**

(5-21-13)

104-13

SPI G118

In accordance with North Carolina Executive Order 156, NCGS 130A-309.14(2), and NCGS 136-28.8, it is the policy of the Department to aid in the reduction of materials that become a part of our solid waste stream, to divert materials from landfills, and to find ways to recycle and reuse materials for the benefit of the Citizens of North Carolina.

Initiate, develop and use products and construction methods that incorporate the use of recycled or solid waste products in accordance with Article 104-13 of the *2012 Standard Specifications*. Report the quantities of reused or recycled materials either incorporated in the project or diverted from landfills on the Project Construction Reuse and Recycling Reporting Form.

A location-based tool for finding local recycling facilities and the Project Construction Reuse and Recycling Reporting Form are available at:

<http://connect.ncdot.gov/resources/Environmental/Pages/North-Carolina-Recycling-Locations.aspx>

**DOMESTIC STEEL:**

(4-16-13)

106

SPI G120

Revise the *2012 Standard Specifications* as follows:

**Page 1-49, Subarticle 106-1(B) Domestic Steel, lines 2-7, replace the first paragraph with the following:**

All steel and iron products that are permanently incorporated into this project shall be produced in the United States except minimal amounts of foreign steel and iron products may be used provided the combined material cost of the items involved does not exceed 0.1% of the total amount bid for the entire project or \$2,500, whichever is greater. If invoices showing the cost of the material are not provided, the amount of the bid item involving the foreign material will be used for calculations. This minimal amount of foreign produced steel and iron products permitted for use is not applicable to high strength fasteners. Domestically produced high strength fasteners are required.

**MAINTENANCE OF THE PROJECT:**

(11-20-07) (Rev. 1-17-12)

104-10

SP1 G125

Revise the *2012 Standard Specifications* as follows:

**Page 1-35, Article 104-10 Maintenance of the Project, line 25,** add the following after the first sentence of the first paragraph:

All guardrail/guiderail within the project limits shall be included in this maintenance.

**Page 1-35, Article 104-10 Maintenance of the Project, line 30,** add the following as the last sentence of the first paragraph:

The Contractor shall perform weekly inspections of guardrail and guiderail and shall report damages to the Engineer on the same day of the weekly inspection. *Where damaged guardrail or guiderail is repaired or replaced as a result of maintaining the project in accordance with this article, such repair or replacement shall be performed within 7 consecutive calendar days of such inspection report.*

**Page 1-35, Article 104-10 Maintenance of the Project, lines 42-44,** replace the last sentence of the last paragraph with the following:

The Contractor will not be directly compensated for any maintenance operations necessary, except for maintenance of guardrail/guiderail, as this work will be considered incidental to the work covered by the various contract items. The provisions of Article 104-7, Extra Work, and Article 104-8, Compensation and Record Keeping will apply to authorized maintenance of guardrail/guiderail. Performance of weekly inspections of guardrail/guiderail, and the damage reports required as described above, will be considered to be an incidental part of the work being paid for by the various contract items.

**TWELVE MONTH GUARANTEE:**

(7-15-03)

108

SP1 G145

- (A) The Contractor shall guarantee materials and workmanship against latent and patent defects arising from faulty materials, faulty workmanship or negligence for a period of twelve months following the date of final acceptance of the work for maintenance and shall replace such defective materials and workmanship without cost to the Department. The Contractor will not be responsible for damage due to faulty design, normal wear and tear, for negligence on the part of the Department, and/or for use in excess of the design.
- (B) Where items of equipment or material carry a manufacturer's guarantee for any period in excess of twelve months, then the manufacturer's guarantee shall apply for that particular piece of equipment or material. The Department's first remedy shall be through the manufacturer although the Contractor is responsible for invoking the warranted repair work with the manufacturer. The Contractor's responsibility shall be limited to the term of the manufacturer's guarantee. NCDOT would be afforded the same warranty as provided by the Manufacturer.

This guarantee provision shall be invoked only for major components of work in which the Contractor would be wholly responsible for under the terms of the contract. Examples would include pavement structures, bridge components, and sign structures. This provision will not be used as a mechanism to force the Contractor to return to the project to make repairs or perform additional work that the Department would normally compensate the Contractor for. In addition, routine maintenance activities (i.e. mowing grass, debris removal, ruts in earth shoulders,) are not parts of this guarantee.

Appropriate provisions of the payment and/or performance bonds shall cover this guarantee for the project.

To ensure uniform application statewide the Division Engineer will forward details regarding the circumstances surrounding any proposed guarantee repairs to the Chief Engineer for review and approval prior to the work being performed.

#### **GIFTS FROM VENDORS AND CONTRACTORS:**

(12-15-09)

107-1

SPI G152

By Executive Order 24, issued by Governor Perdue, and *N.C.G.S. § 133-32*, it is unlawful for any vendor or contractor (i.e. architect, bidder, contractor, construction manager, design professional, engineer, landlord, offeror, seller, subcontractor, supplier, or vendor), to make gifts or to give favors to any State employee of the Governor's Cabinet Agencies (i.e. Administration, Commerce, Correction, Crime Control and Public Safety, Cultural Resources, Environment and Natural Resources, Health and Human Services, Juvenile Justice and Delinquency Prevention, Revenue, Transportation, and the Office of the Governor). This prohibition covers those vendors and contractors who:

- (A) Have a contract with a governmental agency; or
- (B) Have performed under such a contract within the past year; or
- (C) Anticipate bidding on such a contract in the future.

For additional information regarding the specific requirements and exemptions, vendors and contractors are encouraged to review Executive Order 24 and *N.C.G.S. § 133-32*.

Executive Order 24 also encouraged and invited other State Agencies to implement the requirements and prohibitions of the Executive Order to their agencies. Vendors and contractors should contact other State Agencies to determine if those agencies have adopted Executive Order 24.

#### **EROSION AND SEDIMENT CONTROL/STORMWATER CERTIFICATION:**

(1-16-07) (Rev 9-18-12)

105-16, 225-2, 16

SPI G180

#### **General**

Schedule and conduct construction activities in a manner that will minimize soil erosion and the resulting sedimentation and turbidity of surface waters. Comply with the requirements herein regardless of whether or not a National Pollution discharge Elimination System (NPDES) permit for the work is required.

Establish a chain of responsibility for operations and subcontractors' operations to ensure that the *Erosion and Sediment Control/Stormwater Pollution Prevention Plan* is implemented and maintained over the life of the contract.

- (A) *Certified Supervisor* - Provide a certified Erosion and Sediment Control/Stormwater Supervisor to manage the Contractor and subcontractor operations, insure compliance with Federal, State and Local ordinances and regulations, and manage the Quality Control Program.
- (B) *Certified Foreman* - Provide a certified, trained foreman for each construction operation that increases the potential for soil erosion or the possible sedimentation and turbidity of surface waters.
- (C) *Certified Installer* - Provide a certified installer to install or direct the installation for erosion or sediment/stormwater control practices.
- (D) *Certified Designer* - Provide a certified designer for the design of the erosion and sediment control/stormwater component of reclamation plans and, if applicable, for the design of the project erosion and sediment control/stormwater plan.

### **Roles and Responsibilities**

- (A) *Certified Erosion and Sediment Control/Stormwater Supervisor* - The Certified Supervisor shall be Level II and responsible for ensuring the erosion and sediment control/stormwater plan is adequately implemented and maintained on the project and for conducting the quality control program. The Certified Supervisor shall be on the project within 24 hours notice from initial exposure of an erodible surface to the project's final acceptance. Perform the following duties:
  - (1) *Manage Operations* - Coordinate and schedule the work of subcontractors so that erosion and sediment control/stormwater measures are fully executed for each operation and in a timely manner over the duration of the contract.
    - (a) Oversee the work of subcontractors so that appropriate erosion and sediment control/stormwater preventive measures are conformed to at each stage of the work.
    - (b) Prepare the required National Pollutant Discharge Elimination System (NPDES) Inspection Record and submit to the Engineer.
    - (c) Attend all weekly or monthly construction meetings to discuss the findings of the NPDES inspection and other related issues.
    - (d) Implement the erosion and sediment control/stormwater site plans requested.
    - (e) Provide any needed erosion and sediment control/stormwater practices for the Contractor's temporary work not shown on the plans, such as, but not limited to work platforms, temporary construction, pumping operations, plant and storage yards, and cofferdams.

- (f) Acquire applicable permits and comply with requirements for borrow pits, dewatering, and any temporary work conducted by the Contractor in jurisdictional areas.
  - (g) Conduct all erosion and sediment control/stormwater work in a timely and workmanlike manner.
  - (h) Fully perform and install erosion and sediment control/stormwater work prior to any suspension of the work.
  - (i) Coordinate with Department, Federal, State and Local Regulatory agencies on resolution of erosion and sediment control/stormwater issues due to the Contractor's operations.
  - (j) Ensure that proper cleanup occurs from vehicle tracking on paved surfaces or any location where sediment leaves the Right-of-Way.
  - (k) Have available a set of erosion and sediment control/stormwater plans that are initialed and include the installation date of Best Management Practices. These practices shall include temporary and permanent groundcover and be properly updated to reflect necessary plan and field changes for use and review by Department personnel as well as regulatory agencies.
- (2) Requirements set forth under the NPDES Permit - The Department's NPDES Stormwater permit (NCS000250) outlines certain objectives and management measures pertaining to construction activities. The permit references *NCG010000, General Permit to Discharge Stormwater* under the NPDES, and states that the Department shall incorporate the applicable requirements into its delegated Erosion and Sediment Control Program for construction activities disturbing one or more acres of land. The Department further incorporates these requirements on all contracted bridge and culvert work at jurisdictional waters, regardless of size. Some of the requirements are, but are not limited to:
- (a) Control project site waste to prevent contamination of surface or ground waters of the state, i.e. from equipment operation/maintenance, construction materials, concrete washout, chemicals, litter, fuels, lubricants, coolants, hydraulic fluids, any other petroleum products, and sanitary waste.
  - (b) Inspect erosion and sediment control/stormwater devices and stormwater discharge outfalls at least once every 7 calendar days, twice weekly for construction related *Federal Clean Water Act, Section 303(d)* impaired streams with turbidity violations, and within 24 hours after a significant rainfall event of 0.5 inch that occurs within a 24 hour period.
  - (c) Maintain an onsite rain gauge or use the Department's Multi-Sensor Precipitation Estimate website to maintain a daily record of rainfall amounts and dates.
  - (d) Maintain erosion and sediment control/stormwater inspection records for review by Department and Regulatory personnel upon request.
  - (e) Implement approved reclamation plans on all borrow pits, waste sites and staging areas.

- (f) Maintain a log of turbidity test results as outlined in the Department's Procedure for Monitoring Borrow Pit Discharge.
  - (g) Provide secondary containment for bulk storage of liquid materials.
  - (h) Provide training for employees concerning general erosion and sediment control/stormwater awareness, the Department's NPDES Stormwater Permit NCS000250 requirements, and the applicable requirements of the *General Permit, NCG010000*.
  - (i) Report violations of the NPDES permit to the Engineer immediately who will notify the Division of Water Quality Regional Office within 24 hours of becoming aware of the violation.
- (3) Quality Control Program - Maintain a quality control program to control erosion, prevent sedimentation and follow provisions/conditions of permits. The quality control program shall:
- (a) Follow permit requirements related to the Contractor and subcontractors' construction activities.
  - (b) Ensure that all operators and subcontractors on site have the proper erosion and sediment control/stormwater certification.
  - (c) Notify the Engineer when the required certified erosion and sediment control/stormwater personnel are not available on the job site when needed.
  - (d) Conduct the inspections required by the NPDES permit.
  - (e) Take corrective actions in the proper timeframe as required by the NPDES permit for problem areas identified during the NPDES inspections.
  - (f) Incorporate erosion control into the work in a timely manner and stabilize disturbed areas with mulch/seed or vegetative cover on a section-by-section basis.
  - (g) Use flocculants approved by state regulatory authorities where appropriate and where required for turbidity and sedimentation reduction.
  - (h) Ensure proper installation and maintenance of temporary erosion and sediment control devices.
  - (i) Remove temporary erosion or sediment control devices when they are no longer necessary as agreed upon by the Engineer.
  - (j) The Contractor's quality control and inspection procedures shall be subject to review by the Engineer. Maintain NPDES inspection records and make records available at all times for verification by the Engineer.
- (B) *Certified Foreman* - At least one Certified Foreman shall be onsite for each type of work listed herein during the respective construction activities to control erosion, prevent sedimentation and follow permit provisions:
- (1) Foreman in charge of grading activities
  - (2) Foreman in charge of bridge or culvert construction over jurisdictional areas
  - (3) Foreman in charge of utility activities

The Contractor may request to use the same person as the Level II Supervisor and Level II Foreman. This person shall be onsite whenever construction activities as described above are taking place. This request shall be approved by the Engineer prior to work beginning.

The Contractor may request to name a single Level II Foreman to oversee multiple construction activities on small bridge or culvert replacement projects. This request shall be approved by the Engineer prior to work beginning.

(C) *Certified Installers* - Provide at least one onsite, Level I Certified Installer for each of the following erosion and sediment control/stormwater crew:

- (1) Seeding and Mulching
- (2) Temporary Seeding
- (3) Temporary Mulching
- (4) Sodding
- (5) Silt fence or other perimeter erosion/sediment control device installations
- (6) Erosion control blanket installation
- (7) Hydraulic tackifier installation
- (8) Turbidity curtain installation
- (9) Rock ditch check/sediment dam installation
- (10) Ditch liner/matting installation
- (11) Inlet protection
- (12) Riprap placement
- (13) Stormwater BMP installations (such as but not limited to level spreaders, retention/detention devices)
- (14) Pipe installations within jurisdictional areas

If a Level I *Certified Installer* is not onsite, the Contractor may substitute a Level II Foreman for a Level I Installer, provided the Level II Foreman is not tasked to another crew requiring Level II Foreman oversight.

(D) *Certified Designer* - Include the certification number of the Level III-B Certified Designer on the erosion and sediment control/stormwater component of all reclamation plans and if applicable, the certification number of the Level III-A Certified Designer on the design of the project erosion and sediment control/stormwater plan.

### **Preconstruction Meeting**

Furnish the names of the *Certified Erosion and Sediment Control/Stormwater Supervisor*, *Certified Foremen*, *Certified Installers* and *Certified Designer* and notify the Engineer of changes in certified personnel over the life of the contract within 2 days of change.

### **Ethical Responsibility**

Any company performing work for the North Carolina Department of Transportation has the ethical responsibility to fully disclose any reprimand or dismissal of an employee resulting from improper testing or falsification of records.



**Revocation or Suspension of Certification**

Upon recommendation of the Chief Engineer to the certification entity, certification for *Supervisor, Certified Foremen, Certified Installers* and *Certified Designer* may be revoked or suspended with the issuance of an *Immediate Corrective Action (ICA)*, *Notice of Violation (NOV)*, or *Cease and Desist Order* for erosion and sediment control/stormwater related issues.

The Chief Engineer may recommend suspension or permanent revocation of certification due to the following:

- (A) Failure to adequately perform the duties as defined within this certification provision.
- (B) Issuance of an ICA, NOV, or Cease and Desist Order.
- (C) Failure to fully perform environmental commitments as detailed within the permit conditions and specifications.
- (D) Demonstration of erroneous documentation or reporting techniques.
- (E) Cheating or copying another candidate's work on an examination.
- (F) Intentional falsification of records.
- (G) Directing a subordinate under direct or indirect supervision to perform any of the above actions.
- (H) Dismissal from a company for any of the above reasons.
- (I) Suspension or revocation of one's certification by another entity.

Suspension or revocation of a certification will be sent by certified mail to the certificant and the Corporate Head of the company that employs the certificant.

A certificant has the right to appeal any adverse action which results in suspension or permanent revocation of certification by responding, in writing, to the Chief Engineer within 10 calendar days after receiving notice of the proposed adverse action.

Chief Engineer  
1536 Mail Service Center  
Raleigh, NC 27699-1536

Failure to appeal within 10 calendar days will result in the proposed adverse action becoming effective on the date specified on the certified notice. Failure to appeal within the time specified will result in a waiver of all future appeal rights regarding the adverse action taken. The certificant will not be allowed to perform duties associated with the certification during the appeal process.

The Chief Engineer will hear the appeal and make a decision within 7 days of hearing the appeal. Decision of the Chief Engineer will be final and will be made in writing to the certificant.

If a certification is temporarily suspended, the certificant shall pass any applicable written examination and any proficiency examination, at the conclusion of the specified suspension period, prior to having the certification reinstated.

### Measurement and Payment

*Certified Erosion and Sediment Control/Stormwater Supervisor, Certified Foremen, Certified Installers and Certified Designer* will be incidental to the project for which no direct compensation will be made.

### **PROCEDURE FOR MONITORING BORROW PIT DISCHARGE:**

(2-20-07) (Rev. 3-19-13)

105-16, 230, 801

SP1 G181

Water discharge from borrow pit sites shall not cause surface waters to exceed 50 NTUs (nephelometric turbidity unit) in streams not designated as trout waters and 10 NTUs in streams, lakes or reservoirs designated as trout waters. For lakes and reservoirs not designated as trout waters, the turbidity shall not exceed 25 NTUs. If the turbidity exceeds these levels due to natural background conditions, the existing turbidity level shall not be increased.

If during any operating day, the downstream water quality exceeds the standard, the Contractor shall do all of the following:

- (A) Either cease discharge or modify the discharge volume or turbidity levels to bring the downstream turbidity levels into compliance, or
- (B) Evaluate the upstream conditions to determine if the exceedance of the standard is due to natural background conditions. If the background turbidity measurements exceed the standard, operation of the pit and discharge can continue as long as the stream turbidity levels are not increased due to the discharge.
- (C) Measure and record the turbidity test results (time, date and sampler) at all defined sampling locations 30 minutes after startup and at a minimum, one additional sampling of all sampling locations during that 24-hour period in which the borrow pit is discharging.
- (D) Notify DWQ within 24 hours of any stream turbidity standard exceedances that are not brought into compliance.

During the Environmental Assessment required by Article 230-4 of the *2012 Standard Specifications*, the Contractor shall define the point at which the discharge enters into the State's surface waters and the appropriate sampling locations. Sampling locations shall include points upstream and downstream from the point at which the discharge enters these waters. Upstream sampling location shall be located so that it is not influenced by backwater conditions and represents natural background conditions. Downstream sampling location shall be located at the point where complete mixing of the discharge and receiving water has occurred.

The discharge shall be closely monitored when water from the dewatering activities is introduced into jurisdictional wetlands. Any time visible sedimentation (deposition of sediment) on the wetland surface is observed, the dewatering activity will be suspended until turbidity levels in the stilling basin can be reduced to a level where sediment deposition does not occur. Staining of wetland surfaces from suspended clay particles, occurring after evaporation or infiltration, does not constitute sedimentation. No activities shall occur in wetlands that adversely affect the functioning of a wetland. Visible sedimentation will be considered an indication of possible adverse impacts on wetland use.

The Engineer will perform independent turbidity tests on a random basis. These results will be maintained in a log within the project records. Records will include, at a minimum, turbidity test results, time, date and name of sampler. Should the Department's test results exceed those of the Contractor's test results, an immediate test shall be performed jointly with the results superseding the previous test results of both the Department and the Contractor.

The Contractor shall use the *NCDOT Turbidity Reduction Options for Borrow Pits Matrix*, available at [http://www.ncdot.gov/doh/operations/dp\\_chief\\_eng/roadside/fieldops/downloads/Files/TurbidityReductionOptionSheet.pdf](http://www.ncdot.gov/doh/operations/dp_chief_eng/roadside/fieldops/downloads/Files/TurbidityReductionOptionSheet.pdf) to plan, design, construct, and maintain BMPs to address water quality standards. Tier I Methods include stilling basins which are standard compensatory BMPs. Other Tier I methods are noncompensatory and shall be used when needed to meet the stream turbidity standards. Tier II Methods are also noncompensatory and are options that may be needed for protection of rare or unique resources or where special environmental conditions exist at the site which have led to additional requirements being placed in the DWQ's 401 Certifications and approval letters, Isolated Wetland Permits, Riparian Buffer Authorization or a DOT Reclamation Plan's Environmental Assessment for the specific site. Should the Contractor exhaust all Tier I Methods on a site exclusive of rare or unique resources or special environmental conditions, Tier II Methods may be required by regulators on a case by case basis per supplemental agreement.

The Contractor may use cation exchange capacity (CEC) values from proposed site borings to plan and develop the bid for the project. CEC values exceeding 15 milliequivalents per 100 grams of soil may indicate a high potential for turbidity and should be avoided when dewatering into surface water is proposed.

No additional compensation for monitoring borrow pit discharge will be paid.

**SUPPLEMENTAL CONTRACTOR EROSION CONTROL RESPONSIBILITIES:**

(2-19-13)

SP1 G182

The Contractor shall be required to install and maintain erosion control devices and provide temporary and eventual permanent stabilization to disturbed areas until the final completion of the project contract as directed. In addition, the Contractor shall adhere to the requirements of the Erosion and Sediment Control/Stormwater Certification provided elsewhere in this contract until completion of the project. After the Contractor has completed the grading work and while Norfolk Southern's crews are installing the new track, the Contractor shall maintain erosion control responsibilities and work will continue to be required and not limited to, monitoring erosion control devices on a weekly basis and after each rainfall that equals or exceeds 0.5 inches, NPDES documentation, installation and maintenance of additional erosion control devices, providing temporary groundcover, and establishment of permanent vegetation on disturbed slopes.

Payment for installation and maintenance of temporary erosion control measures and providing temporary and permanent stabilization will be paid for at the appropriate contract unit price for the work. Mobilization payment for this work shall be paid as described in "Supplemental Response for Erosion Control." No additional payment shall be made for these supplemental responsibilities and work.

**SUPPLEMENTAL RESPONSE FOR EROSION CONTROL:**

(2-19-13)

SPI G183

**Description**

Furnish the labor, materials, tools and equipment necessary to move personnel, equipment, and supplies to the project necessary for the pursuit of any or all of the erosion control responsibilities of the Contractor. This provision will only be applicable after the Contractor has completed all of his work, with the exception of maintenance and removal of erosion control, and has demobilized his work force while waiting for NSR to complete track construction. Payment will only be made for occurrences where the contractor mobilizes men and equipment to perform necessary erosion control measures as required by the Department's Engineer.

**Construction Methods**

Contractor shall perform an erosion control action as described in, but not limited to, the NPDES Inspection Form SPPP30. Each erosion control action may include one or more of the work items on the form, or a separate action that is the primary responsibility of the Contractor.

**Measurement and Payment**

*Supplemental Response for Erosion Control* will be measured and paid for by counting the actual number of times the Contractor moves onto the project, including borrow and waste sites, and satisfactorily completes an erosion control action described in Form 1675. The provisions of Article 104-5 of the *Standard Specifications* will not apply to this item of work.

Payment will be made under:

<b>Pay Item</b>	<b>Pay Unit</b>
Supplemental Response for Erosion Control	Each

**EMPLOYMENT:**

(11-15-11) (Rev. 1-17-12)

108, 102

SPI G184

Revise the *2012 Standard Specifications* as follows:

**Page 1-20, Subarticle 102-15(O)**, delete and replace with the following:

**(O)** Failure to restrict a former Department employee as prohibited by Article 108-5.

**Page 1-65, Article 108-5 Character of Workmen, Methods, and Equipment, line 32**, delete all of line 32, the first sentence of the second paragraph and the first word of the second sentence of the second paragraph.

**STATE HIGHWAY ADMINISTRATOR TITLE CHANGE:**

(9-18-12)

SPI G185

Revise the *2012 Standard Specifications* as follows:

Replace all references to "State Highway Administrator" with "Chief Engineer".

**NOTE TO CONTRACTOR:**

1. The waste area shown on Sheet S-2 shall be cleared but not grubbed or stripped of topsoil. Existing stumps are to remain and no new stumps are allowed to be placed in the waste area. Waste material shall be placed and tracked in to be stable; however, no specific lift depth or compaction is required. The designated waste area is of sufficient size to place all waste material from the project.
2. Remove the below listed improvements in accordance with Section 210 of the *Standard Specifications*. All other buildings and improvements will be removed under separate contract.

Name	Parcel ID	Sheet	Extent of Impacts
Richard and Judy Holmes	146430	6	Do Not Disturb a shed, nor any other existing improvement in the corridor.
Richard and Judy Holmes	146440	6	Do Not Disturb a small shed, which is within the rail corridor. There is an existing woven wire fence, in the corridor, that is not shown on the plans. The Contractor is, to remove this existing fence that is within the rail corridor, to the extent that is required by the Project. Beware of dogs.
Jose Bravo and Virginia Mendez	146441	6	Contractor is to remove existing fence within the rail corridor, and NOT to construct any new fence.
Marshall Smith	146442	6	Contractor is to remove existing fence within the rail corridor, only after verification with NCR. NCR plans to have a third party contractor construct a new 4' chain link fence outside of the corridor, before the existing fence is removed. Beware of dogs.
Humbertina Hernandez	146446	6	Fence, and dog house, to be removed by 8/12/13 by property owner; Contractor is to remove existing fence if not removed by owner by start of project. Contractor not to construct any new fence.
Charles and Fran Wagstaff	146675	6, 7	Do Not Disturb Deck. Contractor is to remove existing fence within the rail corridor, and the workshop and the buried electrical serving the workshop. No fence to be constructed by the Contractor.
Richard Webster	146677	7	Contractor is to remove existing fence and shed.
Dora Watkins	146683	7	Contractor is to remove all existing sheds, coops, and the fencing at the back of the property within the corridor.
William Shoffner	146686	7	Do Not Disturb Shed. Shed is outside construction limits and is to remain at property owner's request.
John and Frances Layton	146694	7	Contractor is to remove shed. Property owner has already moved fence shown on plans beyond construction limits.

**PROJECT SPECIAL PROVISIONS****ROADWAY****CLEARING AND GRUBBING - METHOD III:**

(4-6-06) (Rev. 1-17-12)

200

SP2 R02B

Perform clearing on this project to the limits established by Method "III" shown on Standard Drawing No. 200.03 of the *2012 Roadway Standard Drawings*.

**BURNING RESTRICTIONS:**

(7-1-95)

200, 210, 215

SP2 R05

Open burning is not permitted on any portion of the right-of-way limits established for this project. Do not burn the clearing, grubbing or demolition debris designated for disposal and generated from the project at locations within the project limits, off the project limits or at any waste or borrow sites in this county. Dispose of the clearing, grubbing and demolition debris by means other than burning, according to state or local rules and regulations.

**SHOULDER AND FILL SLOPE MATERIAL:**

(5-21-02)

235, 560

SP2 R45 B

**Description**

Perform the required shoulder and slope construction for this project in accordance with the applicable requirements of Section 560 and Section 235 of the *2012 Standard Specifications*.

**Measurement and Payment**

When the Contractor elects to obtain material from an area located beneath a proposed fill sections which does not require excavation for any reason other than to generate acceptable shoulder and fill slope material, the work of performing the excavation will be considered incidental to the item of *Borrow Excavation* or *Shoulder Borrow*. If there is no pay item for *Borrow* or *Shoulder Borrow* in the contract, this work will be considered incidental to *Unclassified Excavation*. Stockpile the excavated material in a manner to facilitate measurement by the Engineer. Fill the void created by the excavation of the shoulder and fill slope material with suitable material. Payment for material used from the stockpile will be made at the contract unit price for *Borrow Excavation* or *Shoulder Borrow*. If there is no pay item for *Borrow Excavation* or *Shoulder Borrow*, then the material will be paid for at the contract unit price for *Unclassified Excavation*. The material used to fill the void created by the excavation of the shoulder and fill slope material will be made at the contract unit price for *Unclassified Excavation*, *Borrow Excavation*, or *Shoulder Borrow*, depending on the source of the material.

Material generated from undercut excavation, unclassified excavation or clearing and grubbing operations that is placed directly on shoulders or slope areas, will not be measured separately for payment, as payment for the work requiring the excavation will be considered adequate compensation for depositing and grading the material on the shoulders or slopes.

When undercut excavation is performed at the direction of the Engineer and the material excavated is found to be suitable for use as shoulder and fill slope material, and there is no area on the project currently prepared to receive the material generated by the undercut operation, the Contractor may construct a stockpile for use as borrow at a later date. Payment for the material

used from the stockpile will be made at the contract unit price for *Borrow Excavation* or *Shoulder Borrow*.

When shoulder material is obtained from borrow sources or from stockpiled material, payment for the work of shoulder construction will be made at the contract unit price per cubic yard for *Borrow Excavation* or *Shoulder Borrow* in accordance with the applicable provisions of Section 230 or Section 560 of the *2012 Standard Specifications*.

**PIPE INSTALLATION:**

(11-20-12)

300

SP3 R01

Revise the *2012 Standard Specifications* as follows:

**Page 3-1, Article 300-2, Materials**, line 23-24, replace sentence with:

Provide foundation conditioning geotextile in accordance with Section 1056 for Type 4 geotextile.

**ASPHALT PAVEMENTS - SUPERPAVE:**

(6-19-12) (Rev. 4-16-13)

605, 609, 610

SP6 R01

Revise the *2012 Standard Specifications* as follows:

**Page 6-3, Article 605-7 APPLICATION RATES AND TEMPERATURES**, replace this article, including Table 601-1, with the following:

Apply tack coat uniformly across the existing surface at target application rates shown in Table 605-1.

**TABLE 605-1  
APPLICATION RATES FOR TACK COAT**

Existing Surface	Target Rate (gal/sy)
	Emulsified Asphalt
New Asphalt	0.04 ± 0.01
Oxidized or Milled Asphalt	0.06 ± 0.01
Concrete	0.08 ± 0.01

Apply tack coat at a temperature within the ranges shown in Table 605-2. Tack coat shall not be overheated during storage, transport or at application.

**TABLE 605-2  
APPLICATION TEMPERATURE FOR TACK COAT**

Asphalt Material	Temperature Range
Asphalt Binder, Grade PG 64-22	350 - 400°F
Emulsified Asphalt, Grade RS-1H	130 - 160°F
Emulsified Asphalt, Grade CRS-1	130 - 160°F
Emulsified Asphalt, Grade CRS-1H	130 - 160°F
Emulsified Asphalt, Grade HFMS-1	130 - 160°F
Emulsified Asphalt, Grade CRS-2	130 - 160°F

**Page 6-7, Article 609-3 FIELD VERIFICATION OF MIXTURE AND JOB MIX FORMULA ADJUSTMENTS**, lines 35-37, delete the second sentence of the second paragraph.

**Page 6-18, Article 610-1 DESCRIPTION**, lines 40-41, delete the last sentence of the last paragraph.

**Page 6-19, Subarticle 610-3(A) Mix Design-General**, line 5, add the following as the first paragraph:

Warm mix asphalt (WMA) is allowed for use at the Contractor's option in accordance with the NCDOT Approved Products List for WMA Technologies available at:

<https://connect.ncdot.gov/resources/Materials/MaterialsResources/WMA%20Approved%20Lists.pdf>

**Page 6-21, Subarticle 610-3(C) Job Mix Formula (JMF)**, replace Table 610-1 with the following:

<b>Binder Grade</b>	<b>HMA</b>	<b>WMA</b>
	<b>JMF Temperature</b>	<b>JMF Temperature Range</b>
PG 64-22	300°F	225 - 275°F
PG 70-22	315°F	240 - 290°F
PG 76-22	335°F	260 - 310°F

- A.** The mix temperature, when checked in the truck at the roadway, shall be within plus 15° and minus 25° of the temperature specified on the JMF.

**Page 6-21, Subarticle 610-3(C) Job Mix Formula (JMF)**, lines 4-6, delete first sentence of the second paragraph. Line 7, in the second sentence of the second paragraph, replace “275°F” with “275°F or greater.”

**Page 6-22, Article 610-4 WEATHER, TEMPERATURE AND SEASONAL LIMITATIONS FOR PRODUCING AND PLACING ASPHALT MIXTURES**, lines 15-17, replace the second sentence of the first paragraph with the following:

Do not place asphalt material when the air or surface temperatures, measured at the location of the paving operation away from artificial heat, do not meet Table 610-5.

**Page 6-23, Article 610-4 WEATHER, TEMPERATURE AND SEASONAL LIMITATIONS FOR PRODUCING AND PLACING ASPHALT MIXTURES**, replace Table 610-5 with the following:

<b>Asphalt Concrete Mix Type</b>	<b>Minimum Surface and Air Temperature</b>
B25.0B, C	35°F
I19.0B, C, D	35°F
SF9.5A, S9.5B	40°F
S9.5C, S12.5C	45°F
S9.5D, S12.5D	50°F

**Page 6-26, Article 610-7 HAULING OF ASPHALT MIXTURE**, lines 22-23, in the fourth sentence of the first paragraph replace “so as to overlap the top of the truck bed and” with “to”.



**ASPHALT BINDER CONTENT OF ASPHALT PLANT MIXES:**

(11-21-00) (Rev. 7-17-12)

609

SP6 R15

The approximate asphalt binder content of the asphalt concrete plant mixtures used on this project will be as follows:

Asphalt Concrete Base Course	Type B 25.0__	4.4%
Asphalt Concrete Intermediate Course	Type I 19.0__	4.8%
Asphalt Concrete Surface Course	Type S 4.75A	6.8%
Asphalt Concrete Surface Course	Type SA-1	6.8%
Asphalt Concrete Surface Course	Type SF 9.5A	6.7%
Asphalt Concrete Surface Course	Type S 9.5__	6.0%
Asphalt Concrete Surface Course	Type S 12.5__	5.6%

The actual asphalt binder content will be established during construction by the Engineer within the limits established in the *2012 Standard Specifications*.

**ASPHALT PLANT MIXTURES:**

(7-1-95)

609

SP6 R20

Place asphalt concrete base course material in trench sections with asphalt pavement spreaders made for the purpose or with other equipment approved by the Engineer.

**PRICE ADJUSTMENT - ASPHALT BINDER FOR PLANT MIX:**

(11-21-00)

620

SP6 R25

Price adjustments for asphalt binder for plant mix will be made in accordance with Section 620 of the *2012 Standard Specifications*.

The base price index for asphalt binder for plant mix is \$ **593.44** per ton.

This base price index represents an average of F.O.B. selling prices of asphalt binder at supplier's terminals on **July 1, 2013**.

**FINAL SURFACE TESTING NOT REQUIRED:**

(5-18-04) (Rev. 5-15-12)

610

SP6 R45

Final surface testing is not required on this project.

**MATERIALS:**

(2-21-12) (Rev. 5-21-13)

1000, 1005, 1050, 1074, 1078, 1080, 1081, 1087, 1092

SP10 R01

Revise the 2012 Standard Specifications as follows:

**Page 10-1, Article 1000-1, DESCRIPTION, line 14, add the following:**

Use materials which do not produce a mottled appearance through rusting or other staining of the finished concrete surface.

**Page 10-5, Table 1000-1, REQUIREMENTS FOR CONCRETE, replace with the following:**

<b>TABLE 1000-1 REQUIREMENTS FOR CONCRETE</b>											
Class of Concrete	Min. Comp. Strength at 28 days	Maximum Water-Cement Ratio				Consistency Max. Slump		Cement Content			
		Air-Entrained Concrete		Non Air-Entrained Concrete		Vibrated	Non-Vibrated	Vibrated		Non-Vibrated	
		Rounded Aggregate	Angular Aggregate	Rounded Aggregate	Angular Aggregate			Min.	Max.	Min.	Max.
<i>Units</i>	<i>psi</i>					<i>inch</i>	<i>inch</i>	<i>lb/cy</i>	<i>lb/cy</i>	<i>lb/cy</i>	<i>lb/cy</i>
AA	4,500	0.381	0.426	-	-	3.5	-	639	715	-	-
AA Slip Form	4,500	0.381	0.426	-	-	1.5	-	639	715	-	-
Drilled Pier	4,500	-	-	0.450	0.450	-	5-7 dry	-	-	640	800
A	3,000	0.488	0.532	0.550	0.594	3.5	4	564	-	602	-
B	2,500	0.488	0.567	0.559	0.630	2.5	4	508	-	545	-
B Slip Formed	2,500	0.488	0.567	-	-	1.5	-	508	-	-	-
Sand Lightweight	4,500	-	0.420	-	-	4	-	715	-	-	-
Latex Modified	3,000 7 day	0.400	0.400	-	-	6	-	658	-	-	-
Flowable Fill excavatable	150 max. at 56 days	as needed	as needed	as needed	as needed	-	Flowable	-	-	40	100
Flowable Fill non-excavatable	125	as needed	as needed	as needed	as needed	-	Flowable	-	-	100	as needed
Pavement	4,500 design, field 650 flexural, design only	0.559	0.559	-	-	1.5 slip form 3.0 hand place	-	526	-	-	-
Precast	See Table 1077-1	as needed	as needed	-	-	6	as needed	as needed	as needed	as needed	as needed
Prestress	per contract	See Table 1078-1	See Table 1078-1	-	-	8	-	564	as needed	-	-

**Page 10-65, Article 1050-1, GENERAL, line 41, replace the first sentence with:**

All fencing material and accessories shall meet Section 106.

Page 10-23, Table 1005-1, AGGREGATE GRADATION-COARSE AGGREGATE, replace with the following:

Std. Size #	Percentage of Total by Weight Passing													Remarks
	2"	1 1/2"	1"	3/4"	1/2"	3/8"	#4	#8	#10	#16	#40	#200		
4	100	90-100	20-55	0-15	-	0-5	-	-	-	-	-	A	Asphalt Plant Mix	
467M	100	95-100	-	35-70	-	0-30	0-5	-	-	-	-	A	Asphalt Plant Mix	
5	-	100	90-100	20-55	0-10	0-5	-	-	-	-	-	A	AST, Sediment Control Stone	
57	-	100	95-100	-	25-60	-	0-10	0-5	-	-	-	A	AST, Str. Concrete, Shoulder Drain, Sediment Control Stone	
57M	-	100	95-100	-	25-45	-	0-10	0-5	-	-	-	A	AST, Concrete Pavement	
6M	-	-	100	90-100	20-55	0-20	0-8	-	-	-	-	A	AST	
67	-	-	100	90-100	-	20-55	0-10	0-5	-	-	-	A	AST, Str. Concrete, Asphalt Plant Mix	
78M	-	-	-	100	98-100	75-100	20-45	0-15	-	-	-	A	Asphalt Plant Mix, AST, Str. Conc, Weep Hole Drains	
14M	-	-	-	-	-	100	35-70	5-20	-	0-8	-	A	Asphalt Plant Mix, AST, Weep Hole Drains, Str. Concrete	
9	-	-	-	-	-	100	85-100	10-40	-	0-10	-	A	AST	
ABC	-	100	75-97	-	55-80	-	35-55	-	25-45	-	14-30	4-12 <sup>B</sup>	Aggregate Base Course, Aggregate Stabilization	
ABC (M)	-	100	75-100	-	45-79	-	20-40	-	0-25	-	-	0-12 <sup>B</sup>	Maintenance Stabilization	
Light-weight <sup>C</sup>	-	-	-	-	100	80-100	5-40	0-20	-	0-10	-	0-2.5	AST	

A. See Subarticle 1005-4(A).

B. See Subarticle 1005-4(B).

C. For Lightweight Aggregate used in Structural Concrete, see Subarticle 1014-2(E)(6).

Page 10-115, Subarticle 1074-7(B), Gray Iron Castings, lines 10-11, replace with the first two sentences with the following:

Supply gray iron castings meeting all facets of AASHTO M 306 excluding proof load. Proof load testing will only be required for new casting designs during the design process, and

conformance to M306 loading (40,000 lbs.) will be required only when noted on the design documents.

**Page 10-126, Table 1078-1, REQUIREMENTS FOR CONCRETE**, replace with the following:

**TABLE 1078-1  
REQUIREMENTS FOR CONCRETE**

Property	28 Day Design Compressive Strength 6,000 psi or less	28 Day Design Compressive Strength greater than 6,000 psi
Maximum Water/Cementitious Material Ratio	0.45	0.40
Maximum Slump without HRWR	3.5"	3.5"
Maximum Slump with HRWR	8"	8"
Air Content (upon discharge into forms)	5 + 2%	5 + 2%

**Page 10-151, Article 1080-4 Inspection and Sampling, lines 18-22**, replace (B), (C) and (D) with the following:

- (B) At least 3 panels prepared as specified in 5.5.10 of AASHTO M 300, Bullet Hole Immersion Test.
- (C) At least 3 panels of 4"x6"x1/4" for the Elcometer Adhesion Pull Off Test, ASTM D4541.
- (D) A certified test report from an approved independent testing laboratory for the Salt Fog Resistance Test, Cyclic Weathering Resistance Test, and Bullet Hole Immersion Test as specified in AASHTO M 300.
- (E) A certified test report from an approved independent testing laboratory that the product has been tested for slip coefficient and meets AASHTO M253, Class B.

**Page 10-162, Subarticle 1081-1(A) Classifications, lines 4-7**, delete the second and third sentences of the description for Type 3A.

**Page 10-162, Subarticle 1081-1(B) Requirements, lines 26-30**, replace the second paragraph with the following:

For epoxy resin systems used for embedding dowel bars, threaded rods, rebar, anchor bolts and other fixtures in hardened concrete, the manufacturer shall submit test results showing that the bonding system will obtain 125% of the specified required yield strength of the fixture. Furnish certification that, for the particular bolt grade, diameter and embedment depth required, the anchor system will not fail by adhesive failure and that there is no movement of the anchor bolt. For certification and anchorage, use 3,000 psi as the minimum Portland cement concrete compressive strength used in this test. Use adhesives that meet Section 1081.

List the properties of the adhesive on the container and include density, minimum and maximum temperature application, setting time, shelf life, pot life, shear strength and compressive strength.

**Page 10-169, Subarticle 1081-3(G) Anchor Bolt Adhesives**, delete this subarticle.

**Page 10-179, Subarticle 1087-4(A) Composition, lines 39-41**, replace the third paragraph with the following:

All intermixed and drop-on glass beads shall not contain more than 75 ppm arsenic or 200 ppm lead.

**Page 10-180, Subarticle 1087-4(B) Physical Characteristics, line 8**, replace the second paragraph with the following:

All intermixed and drop-on glass beads shall comply with NCGS § 136-30.2 and 23 USC § 109(r).

**Page 10-181, Subarticle 1087-7(A) Intermixed and Drop-on Glass Beads, line 24**, add the following after the first paragraph:

Use X-ray Fluorescence for the normal sampling procedure for intermixed and drop-on beads, without crushing, to check for any levels of arsenic and lead. If any arsenic or lead is detected, the sample shall be crushed and repeat the test using X-ray Fluorescence. If the X-ray Fluorescence test shows more than a LOD of 5 ppm, test the beads using United States Environmental Protection Agency Method 6010B, 6010C or 3052 for no more than 75 ppm arsenic or 200 ppm lead.

**Page 10-204, Subarticle 1092-2(A) Performance and Test Requirements**, replace **Table 1092-3 Minimum Coefficient of Retroreflection for NC Grade A** with the following:

**TABLE 1092-3  
MINIMUM COEFFICIENT OF RETROREFLECTION FOR NC GRADE A  
(Candelas Per Lux Per Square Meter)**

Observation Angle, degrees	Entrance Angle, degrees	White	Yellow	Green	Red	Blue	Fluorescent Yellow Green	Fluorescent Yellow
0.2	-4.0	525	395	52	95	30	420	315
0.2	30.0	215	162	22	43	10	170	130
0.5	-4.0	310	230	31	56	18	245	185
0.5	30.0	135	100	14	27	6	110	81
1.0	-4.0	120	60	8	16	3.6	64	48
1.0	30.0	45	34	4.5	9	2	36	27

**SELECT MATERIAL, CLASS III, TYPE 3:**

(1-17-12)

1016, 1044

SP10 R05

Revise the *2012 Standard Specifications* as follows:

**Page 10-39, Article 1016-3, CLASS III**, add the following after line 14:

**Type 3 Select Material**

Type 3 select material is a natural or manufactured fine aggregate material meeting the following gradation requirements and as described in Sections 1005 and 1006:

Percentage of Total by Weight Passing							
3/8"	#4	#8	#16	#30	#50	#100	#200
100	95-100	65-100	35-95	15-75	5-35	0-25	0-8

**Page 10-39, Article 1016-3, CLASS III, line 15**, replace “either type” with “Type 1, Type 2 or Type 3”.

**Page 10-62, Article 1044-1, line 36**, delete the sentence and replace with the following:

Subdrain fine aggregate shall meet Class III select material, Type 1 or Type 3.

**Page 10-63, Article 1044-2, line 2**, delete the sentence and replace with the following:

Subdrain coarse aggregate shall meet Class V select material.

**SHOULDER AND SLOPE BORROW:**

(3-19-13)

1019

SP10 R10

Use soil in accordance with Section 1019 of the *2012 Standard Specifications*. Use soil consisting of loose, friable, sandy material with a PI greater than 6 and less than 25 and a pH ranging from 5.5 to 7.0.

Soil with a pH ranging from 4.0 to 5.5 will be accepted without further testing if additional limestone is provided in accordance with the application rates shown in Table 1019-1A. Soil type is identified during the soil analysis. Soils with a pH above 7.0 require acidic amendments to be added. Submit proposed acidic amendments to the Engineer for review and approval. Soils with a pH below 4.0 or that do not meet the PI requirements shall not be used.

<b>pH TEST RESULT</b>	<b>Sandy Soils Additional Rate (lbs. / Acre)</b>	<b>Silt Loam Soils Additional Rate (lbs. / Acre)</b>	<b>Clay Loam Soils Additional Rate (lbs. / Acre)</b>
4.0 - 4.4	1,000	4,000	6,000
4.5 - 4.9	500	3,000	5,000
5.0 - 5.4	NA	2,000	4,000

Note: Limestone application rates shown in this table are in addition to the standard rate of 4000 lbs. / acre required for seeding and mulching.

No direct payment will be made for providing additional lime or acidic amendments for Ph adjustment.

**PERMANENT SEEDING AND MULCHING:**

(7-1-95)

1660

SP16 R02

The Department desires that permanent seeding and mulching be established on this project as soon as practical after slopes or portions of slopes have been graded. As an incentive to obtain an early stand of vegetation on this project, the Contractor's attention is called to the following:

For all permanent seeding and mulching that is satisfactorily completed in accordance with the requirements of Section 1660 in the *2012 Standard Specifications* and within the following percentages of elapsed contract times, an additional payment will be made to the Contractor as an incentive additive. The incentive additive will be determined by multiplying the number of acres of seeding and mulching satisfactorily completed times the contract unit bid price per acre for Seeding and Mulching times the appropriate percentage additive.

<b>Percentage of Elapsed Contract Time</b>	<b>Percentage Additive</b>
0% - 30%	30%
30.01% - 50%	15%

Percentage of elapsed contract time is defined as the number of calendar days from the date of availability of the contract to the date the permanent seeding and mulching is acceptably completed divided by the total original contract time.

**PROJECT SPECIAL PROVISIONS  
GEOENVIRONMENTAL**

**CONTAMINATED SOIL (2/1/2013)**

The Contractor's attention is directed to the fact that soil contaminated with petroleum hydrocarbon compounds exist within the project area. The known areas of contamination are indicated on corresponding plans sheets. Information relating to these contaminated areas, sample locations, and investigation reports are available at the following web address by navigating to the correct letting year and month then selecting, "Plans and Proposals", "Alamance P-5205", "GeoEnvironmental":

**<http://dotw-xfer01.dot.state.nc.us/dsplan/>**

Petroleum contaminated soil may be encountered during any earthwork activities on the project. The Contractor shall only excavate those soils that the Engineer designates necessary to complete a particular task. The Engineer shall determine if soil is contaminated based on petroleum odors and unusual soil staining. Contaminated soil not required to be excavated is to remain in place and undisturbed. Undisturbed soil shall remain in place, whether contaminated or not. The Contractor shall transport all contaminated soil excavated from the project to a facility licensed to accept contaminated soil.

In the event that the Contractor chooses to stockpile the soil temporarily, the stockpile shall be created within the property boundaries of the source material and in accordance with the Stockpile Detail found in the plans. If the volume of contaminated material exceeds available space on site, the Contractor shall obtain a permit from the NCDENR UST Section's Regional Office for off-site temporary storage. Stockpiling contaminated soil will be incidental to the project. The Contractor shall provide disposal manifests and weigh tickets to the Engineer for review and approval. The Engineer will in turn provide the GeoEnvironmental Section with a copy of the disposal manifests and weigh tickets for their records.


**Measurement and Payment:**

The quantity of contaminated soil hauled, and disposed of shall be the actual number of tons of material, which has been acceptably transported and weighed with certified scales as documented by disposal manifests and weigh tickets. The quantity of contaminated soil, measured as provided above, shall be paid for at the contract unit price per ton for "Hauling, and Disposal of Petroleum Contaminated Soil".

The above price and payment shall be full compensation for all work covered by this section, including, but not limited to loading, transportation, weighing, laboratory testing, disposal, equipment, decontamination of equipment, labor, and personal protective equipment. Excavation of petroleum contaminated soil will be incidental to the project.

Payment shall be made under:

<b>Pay Item</b>	<b>Pay Unit</b>
Hauling and Disposal of Petroleum Contaminated Soil	Ton






**P-5205, Haw River Railroad Roadbed**


**Roadbed**

**Project Special Provisions: Utilities**

Prepared for:  
**NCDOT Rail Division**



**ONE COMPANY**  
*Many Solutions<sup>SM</sup>*



Project: P-5205  
County: Alamance

**PROJECT SPECIAL PROVISIONS**  
**Utility Construction**

Revise the 2012 Standard Specifications as follows:

**Page 10-57; Sub-article 1034-4 Ductile Iron Pipe, paragraph A, add the following sentences:**

The interior of the pipe shall have a ceramic epoxy lining. The material shall be an amine cured novolac epoxy containing at least 20% by volume of ceramic quartz pigment at 40 mils nominal dry film thickness.

**Page 10-58; Sub-article 1036-4 Steel Pipe, paragraph B, add the following sentences:**

Pipe thickness for 20" pipe shall be a minimum of 0.344". Pipe thickness for 24" pipe shall be a minimum of 0.375".

**Page 15-1; Sub-article 1500-2 Cooperation with the Utility Owner, paragraph 2, add the following sentences:**

The utility owner is the City of Graham. The contact person is Victor Quick and he can be reached by phone at (336) 570-6721.

**Page 15-6; Subarticle 1510-3 (B) Testing and Sterilization, change the allowable leakage formula to:**

$$W = LD\sqrt{P} \div 148,000$$

**Page 15-6; Subarticle 1510-3 (B) Line 32 Testing and Sterilization; seventh paragraph delete the words "may be performed concurrently or" and replace with "shall be performed".**

**SPLIT ENCASEMENT PIPE**

**Description**

The contractor shall install split encasement pipe as shown on the plan.

**67****Measurement and Payment**

The split encasement pipe will be measure from end to end and paid for per linear foot for the appropriate size.

**Pay Item****Pay Unit****\_\_” Split Encasement****Linear Foot (LF)**

2/20/2013

Project: P-5205

County: Alamance

## PROJECT SPECIAL PROVISIONS

### UTILITIES BY OTHERS:

#### General:

The following utility companies have facilities that will be in conflict with the construction of this project.

- A. DUKE ENERGY – DISTRIBUTION POWER
- B. AT&T – COMMUNICATIONS
- C. TIME WARNER CABLE – CABLE TV

The conflicting facilities of these concerns will be adjusted prior to the date of availability unless otherwise noted and are therefore listed in these special provisions for the benefit of the Contractor. All utility listed herein will be done by the utility owner. All utilities are shown on the plans from the best available information.

The Contractor's attention is directed to Article 105.8 of the Standard Specifications.

#### Utilities Requiring Adjustment:

- A. Duke Energy – Distribution Power

Duke Energy will be replacing, relocating and removing several poles on this project to accomadate the relocation and installation of the new railroad system and the reconstruction of Pomeroy Street, West River Street, and Jefferies Street.

See Utilities by Others Plans for details.

Contact: Mr. Don Daniels 919-687-3136

**B. AT&T – Communication**

AT&T has existing aerial communication cables on this project. The existing aerial cables which is attached to Duke Energy poles will be relocated to the new poles.

See Utilities by Other Plans for details.

Contact: Mr. Bill Hubbard 336-538-0312

**C. Time Warner Cable – Cable TV**


Time Warner Cable has aerial CATV lines on the project. All of Time Warner Cable facilities are attached to existing Duke Energy poles. Time Warner will remove their attachment point on the existing Duke Energy pole and reattach to the new Duke Energy poles.

Time Warner Cable should be contacted after Duke Energy completes their relocation on the project.

See Utilities by Other Plans for details.

Contact: Ms. Toni Walton 336-217-3131

P-5205


**70**

Alamance County

**Project Special Provisions  
Erosion Control**

**STABILIZATION REQUIREMENTS:**

Stabilization for this project shall comply with the time frame guidelines as specified by the NCG-010000 general construction permit effective August 3, 2011 issued by the North Carolina Department of Environment and Natural Resources Division of Water Quality. Temporary or permanent ground cover stabilization shall occur within 7 calendar days from the last land-disturbing activity, with the following exceptions in which temporary or permanent ground cover shall be provided in 14 calendar days from the last land-disturbing activity:

- Slopes between 2:1 and 3:1, with a slope length of 10 ft. or less
- Slopes 3:1 or flatter, with a slope of length of 50 ft. or less
- Slopes 4:1 or flatter

The stabilization timeframe for High Quality Water (HQW) Zones shall be 7 calendar days with no exceptions for slope grades or lengths. High Quality Water Zones (HQW) Zones are defined by North Carolina Administrative Code 15A NCAC 04A.0105 (25). Temporary and permanent ground cover stabilization shall be achieved in accordance with the provisions in this contract and as directed.

**SEEDING AND MULCHING:**

**(East)**

The kinds of seed and fertilizer, and the rates of application of seed, fertilizer, and limestone, shall be as stated below. During periods of overlapping dates, the kind of seed to be used shall be determined. All rates are in pounds per acre.

All Roadway Areas

<b>March 1 - August 31</b>		<b>September 1 - February 28</b>	
50#	Tall Fescue	50#	Tall Fescue
10#	Centipede	10#	Centipede
25#	Bermudagrass (hulled)	35#	Bermudagrass (unhulled)
500#	Fertilizer	500#	Fertilizer
4000#	Limestone	4000#	Limestone

Waste and Borrow Locations

<b>March 1 - August 31</b>		<b>September 1 - February 28</b>	
75#	Tall Fescue	75#	Tall Fescue
25#	Bermudagrass (hulled)	35#	Bermudagrass (unhulled)
500#	Fertilizer	500#	Fertilizer
4000#	Limestone	4000#	Limestone

Note: 50# of Bahiagrass may be substituted for either Centipede or Bermudagrass only upon Engineer's request.

#### Approved Tall Fescue Cultivars

2 <sup>nd</sup> Millennium	Duster	Magellan	Rendition
Avenger	Endeavor	Masterpiece	Scorpion
Barlexas	Escalade	Matador	Shelby
Barlexas II	Falcon II, III, IV & V	Matador GT	Signia
Barrera	Fidelity	Millennium	Silverstar
Barrington	Finesse II	Montauk	Southern Choice II
Biltmore	Firebird	Mustang 3	Stetson
Bingo	Focus	Olympic Gold	Tarheel
Bravo	Grande II	Padre	Titan Ltd
Cayenne	Greenkeeper	Paraiso	Titanium
Chapel Hill	Greystone	Picasso	Tomahawk
Chesapeake	Inferno	Piedmont	Tacer
Constitution	Justice	Pure Gold	Trooper
Chipper	Jaguar 3	Prospect	Turbo
Coronado	Kalahari	Quest	Ultimate
Coyote	Kentucky 31	Rebel Exeda	Watchdog
Davinci	Kitty Hawk	Rebel Sentry	Wolfpack
Dynasty	Kitty Hawk 2000	Regiment II	
Dominion	Lexington	Rembrandt	

On cut and fill slopes 2:1 or steeper Centipede shall be applied at the rate of 5 pounds per acre and add 20# of Sericea Lespedeza from January 1 - December 31.

Fertilizer shall be 10-20-20 analysis. A different analysis of fertilizer may be used provided the 1-2-2 ratio is maintained and the rate of application adjusted to provide the same amount of plant food as a 10-20-20 analysis and as directed.

#### Native Grass Seeding And Mulching

(West)

Native Grass Seeding and Mulching shall be performed on the disturbed areas of wetlands and riparian areas, and adjacent to Stream Relocation and/or trout stream construction within a 50 foot zone on both sides of the stream or depression, measured from top of stream bank or center of depression. The stream bank of the stream relocation shall be seeded by a method that does not alter the typical cross section of the stream bank. Native Grass Seeding and Mulching shall also be performed in the permanent soil reinforcement mat section of preformed scour holes, and in other areas as directed.

The kinds of seed and fertilizer, and the rates of application of seed, fertilizer, and limestone, shall be as stated below. During periods of overlapping dates, the kind of seed to be used shall be determined. All rates are in pounds per acre.

P-5205

72

Alamance County

**August 1 - June 1**

18# Creeping Red Fescue  
 8# Big Bluestem  
 6# Indiangrass  
 4# Switchgrass  
 35# Rye Grain  
 500# Fertilizer  
 4000# Limestone

**May 1 – September 1**

18# Creeping Red Fescue  
 8# Big Bluestem  
 6# Indiangrass  
 4# Switchgrass  
 25# German or Browntop Millet  
 500# Fertilizer  
 4000# Limestone

## Approved Creeping Red Fescue Cultivars:

Aberdeen

Boreal

Epic

Cindy Lou

Fertilizer shall be 10-20-20 analysis. A different analysis of fertilizer may be used provided the 1-2-2 ratio is maintained and the rate of application adjusted to provide the same amount of plant food as a 10-20-20 analysis and as directed.

Native Grass Seeding and Mulching shall be performed in accordance with Section 1660 of the *Standard Specifications* and vegetative cover sufficient to restrain erosion shall be installed immediately following grade establishment.

**Measurement and Payment**

Native Grass *Seeding and Mulching* will be measured and paid for in accordance with Article 1660-8 of the *Standard Specifications*.

**TEMPORARY SEEDING:**

Fertilizer shall be the same analysis as specified for *Seeding and Mulching* and applied at the rate of 400 pounds and seeded at the rate of 50 pounds per acre. Sweet Sudan Grass, German Millet or Browntop Millet shall be used in summer months and Rye Grain during the remainder of the year. The Engineer will determine the exact dates for using each kind of seed.

**FERTILIZER TOPDRESSING:**

Fertilizer used for topdressing on all roadway areas except slopes 2:1 and steeper shall be 10-20-20 grade and shall be applied at the rate of 500 pounds per acre. A different analysis of fertilizer may be used provided the 1-2-2 ratio is maintained and the rate of application adjusted to provide the same amount of plant food as 10-20-20 analysis and as directed.

Fertilizer used for topdressing on slopes 2:1 and steeper and waste and borrow areas shall be 16-8-8 grade and shall be applied at the rate of 500 pounds per acre. A different analysis of fertilizer may be used provided the 2-1-1 ratio is maintained and the rate of application adjusted to provide the same amount of plant food as 16-8-8 analysis and as directed.



**SUPPLEMENTAL SEEDING:**

The kinds of seed and proportions shall be the same as specified for *Seeding and Mulching*, with the exception that no centipede seed will be used in the seed mix for supplemental seeding. The rate of application for supplemental seeding may vary from 25# to 75# per acre. The actual rate per acre will be determined prior to the time of topdressing and the Contractor will be notified in writing of the rate per acre, total quantity needed, and areas on which to apply the supplemental seed. Minimum tillage equipment, consisting of a sod seeder shall be used for incorporating seed into the soil as to prevent disturbance of existing vegetation. A clodbuster (ball and chain) may be used where degree of slope prevents the use of a sod seeder.

**MOWING:**

The minimum mowing height on this project shall be 4 inches.

**REFORESTATION:****Description**

*Reforestation* will be planted in areas as directed. *Reforestation* is not shown on the plan sheets. See the Reforestation Detail Sheet.

All non-maintained riparian buffers impacted by the placement of temporary fill or clearing activities shall be restored to the preconstruction contours and revegetated with native woody species.

The entire *Reforestation* operation shall comply with the requirements of Section 1670 of the *Standard Specifications*.

**Materials**

*Reforestation* shall be bare root seedlings 12"-18" tall.

**Construction Methods**

*Reforestation* shall be planted as soon as practical following permanent *Seeding and Mulching*. The seedlings shall be planted in a 16-foot wide swath adjacent to mowing pattern line, or as directed.

**Root dip:** The roots of reforestation seedlings shall be coated with a slurry of water, and either a fine clay (kaolin) or a superabsorbent that is designated as a bare root dip. The type, mixture ratio, method of application, and the time of application shall be submitted to the Engineer for approval.

P-5205

74

Alamance County

With the approval of the Engineer, seedlings may be coated before delivery to the job or at the time of planting, but at no time shall the roots of the seedlings be allowed to dry out. The roots shall be moistened immediately prior to planting.

Seasonal Limitations: *Reforestation* shall be planted from November 15 through March 15.

### Measurement and Payment

*Reforestation* will be measured and paid for in accordance with Article 1670-17 of the *Standard Specifications*.


### RESPONSE FOR EROSION CONTROL:

#### Description

Furnish the labor, materials, tools and equipment necessary to move personnel, equipment, and supplies to the project necessary for the pursuit of any or all of the following work as shown herein, by an approved subcontractor.

Section	Erosion Control Item	Unit
1605	Temporary Silt Fence	LF
1606	Special Sediment Control Fence	LF/TON
1615	Temporary Mulching	ACR
1620	Seed - Temporary Seeding	LB
1620	Fertilizer - Temporary Seeding	TN
1631	Matting for Erosion Control	SY
SP	Coir Fiber Mat	SY
1640	Coir Fiber Baffles	LF
SP	Permanent Soil Reinforcement Mat	SY
1660	Seeding and Mulching	ACR
1661	Seed - Repair Seeding	LB
1661	Fertilizer - Repair Seeding	TON
1662	Seed - Supplemental Seeding	LB
1665	Fertilizer Topdressing	TON
SP	Safety/Highly Visible Fencing	LF
SP	Response for Erosion Control	EA

P-5205



Alamance County

### Construction Methods

Provide an approved subcontractor who performs an erosion control action as described in the NPDES Inspection Form SPPP30. Each erosion control action may include one or more of the above work items.

### Measurement and Payment

*Response for Erosion Control* will be measured and paid for by counting the actual number of times the subcontractor moves onto the project, including borrow and waste sites, and satisfactorily completes an erosion control action described in Form 1675. The provisions of Article 104-5 of the *Standard Specifications* will not apply to this item of work.

Payment will be made under:

Pay Item	Pay Unit
Response for Erosion Control	Each

### ENVIRONMENTALLY SENSITIVE AREAS:

#### Description

This project is located in an *Environmentally Sensitive Area*. This designation requires special procedures to be used for clearing and grubbing, temporary stream crossings, and grading operations within the Environmentally Sensitive Areas identified on the plans and as designated by the Engineer. This also requires special procedures to be used for seeding and mulching and staged seeding within the project.

The Environmentally Sensitive Area shall be defined as a 50-foot buffer zone on both sides of the stream or depression measured from top of streambank or center of depression.

### Construction Methods

#### (A) Clearing and Grubbing

In areas identified as Environmentally Sensitive Areas, the Contractor may perform clearing operations, but not grubbing operations until immediately prior to beginning grading operations as described in Article 200-1 of the *Standard Specifications*. Only clearing operations (not grubbing) shall be allowed in this buffer zone until immediately prior to beginning grading operations. Erosion control devices shall be installed immediately following the clearing operation.

#### (B) Grading

Once grading operations begin in identified Environmentally Sensitive Areas, work shall progress in a continuous manner until complete. All construction within these areas shall

progress in a continuous manner such that each phase is complete and areas are permanently stabilized prior to beginning of next phase. Failure on the part of the Contractor to complete any phase of construction in a continuous manner in Environmentally Sensitive Areas will be just cause for the Engineer to direct the suspension of work in accordance with Article 108-7 of the *Standard Specifications*.

(C) Temporary Stream Crossings

Any crossing of streams within the limits of this project shall be accomplished in accordance with the requirements of Subarticle 107-13(B) of the *Standard Specifications*.

(D) Seeding and Mulching

Seeding and mulching shall be performed in accordance with Section 1660 of the *Standard Specifications* and vegetative cover sufficient to restrain erosion shall be installed immediately following grade establishment.

Seeding and mulching shall be performed on the areas disturbed by construction immediately following final grade establishment. No appreciable time shall lapse into the contract time without stabilization of slopes, ditches and other areas within the Environmentally Sensitive Areas.

(E) Stage Seeding

The work covered by this section shall consist of the establishment of a vegetative cover on cut and fill slopes as grading progresses. Seeding and mulching shall be done in stages on cut and fill slopes that are greater than 20 feet in height measured along the slope, or greater than 2 acres in area. Each stage shall not exceed the limits stated above.

Additional payments will not be made for the requirements of this section, as the cost for this work shall be included in the contract unit prices for the work involved.

**MINIMIZE REMOVAL OF VEGETATION:**

The Contractor shall minimize removal of vegetation at stream banks and disturbed areas within the project limits as directed.

**STOCKPILE AREAS:**

The Contractor shall install and maintain erosion control devices sufficient to contain sediment around any erodible material stockpile areas as directed.

**ACCESS AND HAUL ROADS:**

At the end of each working day, the Contractor shall install or re-establish temporary diversions or earth berms across access/haul roads to direct runoff into sediment devices. Silt fence sections

P-5205

J 77

Alamance County

that are temporarily removed shall be reinstalled across access/haul roads at the end of each working day.

### **WASTE AND BORROW SOURCES:**

Payment for temporary erosion control measures, except those made necessary by the Contractor's own negligence or for his own convenience, will be paid for at the appropriate contract unit price for the devices or measures utilized in borrow sources and waste areas.

No additional payment will be made for erosion control devices or permanent seeding and mulching in any commercial borrow or waste pit. All erosion and sediment control practices that may be required on a commercial borrow or waste site will be done at the Contractor's expense.

### **TEMPORARY DIVERSION:**

This work consists of installation, maintenance, and cleanout of *Temporary Diversions* in accordance with Section 1630 of the *Standard Specifications*. The quantity of excavation for installation and cleanout will be measured and paid for as *Silt Excavation* in accordance with Article 1630-4 of the *Standard Specifications*.

### **CLEAN WATER DIVERSION:**

#### **Description**

This work consists of installing, maintaining, and removing any and all material required for the construction of clean water diversions. The clean water diversions shall be used to direct water flowing from offsite around/away from specific area(s) of construction.

#### **Materials**

Refer to Division 10

#### **Item**

Geotextile for Soil Stabilization, Type 4

#### **Section**

1056

#### **Construction Methods**

The Contractor shall install the clean water diversions in accordance with the details in the plans and at locations indicated in the plans, and as directed. Upon installation, the excavated material shall be immediately stabilized as provided in Section 1620 of the *Standard Specifications*. Other stabilization methods may be utilized with prior approval from the Engineer.

Line clean water diversion with geotextile unrolled in the direction of flow and lay smoothly but loosely on soil surface without creases. Bury top of slope geotextile edge in a trench at least 5" deep and tamp securely. Make vertical overlaps a minimum of 18" with upstream geotextile overlapping the downstream geotextile.

P-5205

78

Alamance County

Secure geotextile with eleven gauge wire staples shaped into a *u* shape with a length of not less than 6" and a throat not less than 1" in width. Place staples along outer edges and throughout the geotextile a maximum of 3 ft. horizontally and vertically.

### **Measurement and Payment**

*Silt Excavation* will be measured and paid for in accordance with Article 1630-4 of the *Standard Specifications*.

*Geotextile for Soil Stabilization* will be measured and paid for in accordance with Article 270-4 of the *Standard Specifications*.

Stabilization of the excavated material will be paid for as *Temporary Seeding* as provided in Section 1620 of the *Standard Specifications*.

Such price and payment shall be considered full compensation for all work covered by this section including all materials, construction, maintenance, and removal of the clean water diversions.

### **SAFETY FENCE AND JURISDICTIONAL FLAGGING:**

#### **Description**

*Safety Fence* shall consist of furnishing materials, installing and maintaining polyethylene or polypropylene fence along the outside riparian buffer, wetland, or water boundary, or other boundaries located within the construction corridor to mark the areas that have been approved to infringe within the buffer, wetland, endangered vegetation, culturally sensitive areas or water. The fence shall be installed prior to any land disturbing activities.

Interior boundaries for jurisdictional areas noted above shall be delineated by stakes and highly visible flagging.

Jurisdictional boundaries at staging areas, waste sites, or borrow pits, whether considered outside or interior boundaries shall be delineated by stakes and highly visible flagging.

#### **Materials**

##### **(A) Safety Fencing**

Polyethylene or polypropylene fence shall be a highly visible preconstructed safety fence approved by the Engineer. The fence material shall have an ultraviolet coating.

Either wood posts or steel posts may be used. Wood posts shall be hardwood with a wedge or pencil tip at one end, and shall be at least 5 ft. in length with a minimum nominal 2" x 2" cross section. Steel posts shall be at least 5 ft. in length, and have a minimum weight of 0.85 lb/ft of length.

P-5205

79

Alamance County

**(B) Boundary Flagging**

Wooden stakes shall be 4 feet in length with a minimum nominal 3/4" x 1-3/4" cross section. The flagging shall be at least 1" in width. The flagging material shall be vinyl and shall be orange in color and highly visible.

**Construction Methods**

No additional clearing and grubbing is anticipated for the installation of this fence. The fence shall be erected to conform to the general contour of the ground.

**(A) Safety Fencing**

Posts shall be set at a maximum spacing of 10 ft., maintained in a vertical position and hand set or set with a post driver. If hand set, all backfill material shall be thoroughly tamped. Wood posts may be sharpened to a dull point if power driven. Posts damaged by power driving shall be removed and replaced prior to final acceptance. The tops of all wood posts shall be cut at a 30-degree angle. The wood posts may, at the option of the Contractor, be cut at this angle either before or after the posts are erected.

The fence geotextile shall be attached to the wood posts with one 2" galvanized wire staple across each cable or to the steel posts with wire or other acceptable means.

Place construction stakes to establish the location of the safety fence in accordance with Article 105-9 or Article 801-1 of the *Standard Specifications*. No direct pay will be made for the staking of the safety fence. All stakeouts for safety fence shall be considered incidental to the work being paid for as "Construction Surveying", except that where there is no pay item for construction surveying, all safety fence stakeout will be performed by state forces.

The Contractor shall be required to maintain the safety fence in a satisfactory condition for the duration of the project as determined by the Engineer.

**(B) Boundary Flagging**

Boundary flagging delineation of interior boundaries shall consist of wooden stakes on 25 feet maximum intervals with highly visible orange flagging attached. Stakes shall be installed a minimum of 6" into the ground. Interior boundaries may be staked on a tangent that runs parallel to buffer but must not encroach on the buffer at any location. Interior boundaries of hand clearing shall be identified with a different colored flagging to distinguish it from mechanized clearing.

Boundary flagging delineation of interior boundaries will be placed in accordance with Article 105-9 or Article 801-1 of the *Standard Specifications*. No direct pay will be made for delineation of the interior boundaries. This delineation will be considered incidental to the work being paid for as *Construction Surveying*, except that where there is no pay item or construction surveying the cost of boundary flagging delineation shall be included in the unit prices bid for

P-5205

80

Alamance County

the various items in the contract. Installation for delineation of all jurisdictional boundaries at staging areas, waste sites, or borrow pits shall consist of wooden stakes on 25 feet maximum intervals with highly visible orange flagging attached. Stakes shall be installed a minimum of 6" into the ground. Additional flagging may be placed on overhanging vegetation to enhance visibility but does not substitute for installation of stakes.

Installation of boundary flagging for delineation of all jurisdictional boundaries at staging areas, waste sites, or borrow pits shall be performed in accordance with Subarticle 230-4(B)(3)(d) or Subarticle 802-2(F) of the *Standard Specifications*. No direct pay will be made for this delineation, as the cost of same shall be included in the unit prices bid for the various items in the contract.

The Contractor shall be required to maintain alternative stakes and highly visible flagging in a satisfactory condition for the duration of the project as determined by the Engineer.

### **Measurement and Payment**

*Safety Fence* will be measured and paid as the actual number of linear feet of polyethylene or polypropylene fence installed in place and accepted. Such payment will be full compensation including but not limited to furnishing and installing fence geotextile with necessary posts and post bracing, staples, tie wires, tools, equipment and incidentals necessary to complete this work.

Payment will be made under:

<b>Pay Item</b>	<b>Pay Unit</b>
Safety Fence	Linear Foot

### **SKIMMER BASIN WITH BAFFLES:**

#### **Description**

Provide a skimmer basin to remove sediment from construction site runoff at locations shown in the erosion control plans. See the Skimmer Basin with Baffles Detail sheet provided in the erosion control plans. Work includes constructing sediment basin, installation of temporary slope drain pipe and coir fiber baffles, furnishing, installation and cleanout of Faircloth Skimmers or other approved equivalent device, providing and placing stone pad on bottom of basin underneath skimmer device, providing and placing a geotextile emergency spillway liner, providing coir fiber mat stabilization for the skimmer outlet, disposing of excess materials, removing temporary slope drain, coir fiber baffles, geotextile liner and skimmer device, backfilling basin area with suitable material and providing proper drainage when basin area is abandoned.



P-5205

81

Alamance County

**Materials**

<b>Item</b>	<b>Section</b>
Stone for Erosion Control, Class B	1042
Geotextile for Soil Stabilization, Type 4	1056
Fertilizer for Temporary Seeding	1060-2
Seed for Temporary Seeding	1060-4
Seeding and Mulching	1060-4
Matting for Erosion Control	1060-8
Staples	1060-8
Coir Fiber Mat	1060-14
Temporary Slope Drain	1622-2
Coir Fiber Baffle	1640

Provide appropriately sized Faircloth skimmer or other approved equivalent device.

Provide Schedule 40 PVC pipe with a length of 6 ft. to attach to the skimmer and the coupling connection to serve as the arm pipe. For skimmer sizes of 2.5 in. and smaller, the arm pipe diameter shall be 1.5 inches. For skimmer sizes of 3 in. and larger, refer to manufacturer recommendation.

Provide 4" diameter Schedule 40 PVC pipe to attach to coupling connection of Faircloth skimmer to serve as the barrel pipe through the earthen dam.

Anchors: Staples, stakes, or reinforcement bars shall be used as anchors.

**Wooden Stakes:**

Provide hardwood stakes 12"- 24" long with a 2" x 2" nominal square cross section. One end of the stake must be sharpened or beveled to facilitate driving through the coir fiber mat and down into the underlying soil. The other end of the stake needs to have a 1"- 2" long head at the top with a 1"- 2" notch following to catch and secure the coir fiber mat.

**Steel Reinforcement Bars:**

Provide uncoated #10 steel reinforcement bars 24" nominal length. The bars shall have a 4" diameter bend at one end with a 4" straight section at the tip to catch and secure the coir fiber mat.

**Staples:**

Provide staples made of 0.125" diameter new steel wire formed into a  $\mu$  shape not less than 12" in length with a throat of 1" in width.

### Construction Methods

Excavate basin according to the erosion control plans with basin surface free of obstructions, debris, and pockets of low-density material. Install temporary slope drain pipe and construct the emergency spillway according to the Skimmer Basin with Baffles Detail sheet in the erosion control plans. Temporary slope drain pipe at inlet of basin may be replaced by geotextile as directed. Construct the coir fiber baffles according to *Roadway Standard Drawings* No. 1640.01 and Section 1640 of the *Standard Specifications*.

Install Faircloth skimmer or other approved equivalent device according to manufacturer recommendations. Install 4" Schedule 40 PVC pipe into dam on the lower side of basin 1 ft. from the bottom of the basin and according to the detail, and extend the pipe so the basin will drain. Attach a 6 ft. arm pipe to the coupling connection and Faircloth skimmer according to manufacturer recommendations. Attach the rope included with the skimmer to the tee between the vent socket and the tube inlet, and the other end to a wooden stake or metal post. Clean out skimmer device when it becomes clogged with sediment and/or debris and is unable to float at the top of water in skimmer basin. Take appropriate measures to avoid ice accumulation in the skimmer device. Construct a stone pad of Class B stone directly underneath the skimmer device at bottom of basin. The pad shall be a minimum of 12" in height, and shall have a minimum cross sectional area of 4 ft. by 4 ft.

Line emergency spillway with geotextile unrolled in the direction of flow and lay smoothly but loosely on soil surface without creases. Bury edges of geotextile in a trench at least 5" deep and tamp firmly. If geotextile for the emergency spillway is not one continuous piece of material, make horizontal overlaps a minimum of 18" with upstream geotextile overlapping the downstream geotextile. Secure geotextile with eleven gauge wire staples shaped into a *u* shape with a length of not less than 12" and a throat not less than 1" in width. Place staples along outer edges and throughout the geotextile a maximum of 3 ft. horizontally and vertically. Geotextile shall be placed to the bottom and across the entire width of the basin according to the Skimmer Basin with Baffles detail. Place sealant inside basin around barrel pipe on top of geotextile with a minimum width of 6 in.

At the skimmer outlet, provide a smooth soil surface free from stones, clods, or debris that will prevent contact of the coir fiber matting with the soil. Unroll the matting and apply without stretching such that it will lie smoothly but loosely on the soil surface. Wooden stakes, reinforcement bars, or staples may be used as anchors in accordance with the details in the plans and as directed. Place anchors across the matting at the ends approximately 1 ft. apart. Place anchors along the outer edges and down the center of the matting 3 ft. apart.

All bare side slope sections of the skimmer basin shall be seeded with a temporary or permanent seed mix as directed and in accordance with Articles 1620-3, 1620-4, 1620-5, 1660-4, 1660-5 and 1660-7 of the *Standard Specifications*. Straw or excelsior matting shall be installed on all bare side slope sections immediately upon the completion of seeding and in accordance with Article 1631-3 of the *Standard Specifications*.

### Measurement and Payment

*Silt Excavation* will be measured and paid for in accordance with Article 1630-4 of the *Standard Specifications*, as calculated from the typical section throughout the length of the basin as shown on the final approved plans.

*Geotextile for Soil Stabilization* will be measured and paid for in accordance with Article 270-4 of the *Standard Specifications*.

*Coir Fiber Baffles* will be measured and paid for in accordance with Article 1640-4 of the *Standard Specifications*.

\_\_" *Skimmer* will be measured in units of each. \_\_" *Skimmer* will be measured and paid for as the maximum number of each size skimmer acceptably installed and in use at any one time during the life of the project. Barrel and arm pipe, cleanout, relocation and reinstallation of \_\_" *Skimmer* is considered incidental to the measurement of the quantity of \_\_" *Skimmer* and no separate payment will be made. No separate payment shall be made if \_\_" *Skimmer*, barrel and/or arm pipe(s) are damaged by ice accumulation.

*Coir Fiber Mat* will be measured and paid for as the actual number of square yards measured along the surface of the ground over which coir fiber mat is installed and accepted.

*Temporary Slope Drain* will be measured and paid for in accordance with Article 1622-4 of the *Standard Specifications*.

*Stone for Erosion Control, Class \_\_* will be measured and paid for in accordance with Article 1610-4 of the *Standard Specifications*.

*Seeding and Mulching* will be measured and paid for in accordance with Article 1660-8 of the *Standard Specifications*.

*Seed for Temporary Seeding* will be measured and paid for in accordance with Article 1620-6 of the *Standard Specifications*.

*Fertilizer for Temporary Seeding* will be measured and paid for in accordance with Article 1620-6 of the *Standard Specifications*.

*Matting for Erosion Control* will be measured and paid for in accordance with Article 1631-4 of the *Standard Specifications*.

No measurement will be made for other items or for over excavation or stockpiling.

P-5205

84

Alamance County

Payment will be made under:

<b>Pay Item</b>	<b>Pay Unit</b>
__" Skimmer	Each
Coir Fiber Mat	Square Yard

### **EARTHEN DAM WITH SKIMMER:**

#### **Description**

Provide an earthen dam with a skimmer attached to a barrel pipe at the outlet of a proposed roadway ditch to remove sediment from construction site runoff at locations shown in the erosion control plans. See the Earthen Dam with Skimmer Detail sheet provided in the erosion control plans. Work includes constructing earthen dam, installation of coir fiber baffles, furnishing, installation and cleanout of Faircloth Skimmer or other approved equivalent device, providing and placing stone pad on bottom of ditch underneath skimmer device, providing and placing geotextile emergency spillway liner, providing coir fiber mat stabilization for the skimmer outlet, removing earthen dam, coir fiber baffles, geotextile liner and skimmer device, and disposing of excess materials.

#### **Materials**

<b>Item</b>	<b>Section</b>
Stone for Erosion Control, Class B	1042
Geotextile for Soil Stabilization, Type 4	1056
Staples	1060-8
Coir Fiber Mat	1060-14
Coir Fiber Baffle	1640

Provide appropriately sized Faircloth skimmer or other approved equivalent device.

Provide Schedule 40 PVC pipe with a length of 6 ft. to attach to the skimmer and the coupling connection to serve as the arm pipe. For skimmer sizes of 2.5 in. and smaller, the arm pipe diameter shall be 1.5 inches. For skimmer sizes of 3 in. and larger, refer to manufacturer recommendation.

Provide 4" diameter Schedule 40 PVC pipe to attach to coupling connection of Faircloth skimmer to serve as the barrel pipe through the earthen dam.

Anchors: Staples, stakes, or reinforcement bars shall be used as anchors.

#### **Wooden Stakes:**

Provide hardwood stakes 12"- 24" long with a 2" x 2" nominal square cross section. One end of the stake must be sharpened or beveled to facilitate driving through the coir fiber

mat and down into the underlying soil. The other end of the stake needs to have a 1"- 2" long head at the top with a 1"- 2" notch following to catch and secure the coir fiber mat.

#### Steel Reinforcement Bars:

Provide uncoated #10 steel reinforcement bars 24" nominal length. The bars shall have a 4" diameter bend at one end with a 4" straight section at the tip to catch and secure the coir fiber mat.

#### Staples:

Provide staples made of 0.125" diameter new steel wire formed into a *u* shape not less than 12" in length with a throat of 1" in width.

### Construction Methods

Excavate proposed ditch according to the roadway plans and cross sections with ditch surface free of obstructions, debris, and pockets of low-density material. Construct earthen dam and install the emergency spillway according to the Earthen Dam with Skimmer Detail sheet in the erosion control plans. Construct the coir fiber baffles according to *Roadway Standard Drawings* No. 1640.01 and Section 1640 of the *Standard Specifications*. Accumulated silt behind the earthen dam and baffles shall be removed regularly and as directed.

Install Faircloth skimmer or other approved equivalent device according to manufacturer recommendations. Install 4" Schedule 40 PVC pipe into dam on the lower side of basin 1 ft. from the bottom of the basin and according to the detail, and extend the pipe so the basin will drain. Attach a 6 ft. arm pipe to the coupling connection and Faircloth skimmer according to manufacturer recommendations. Attach the rope included with the skimmer to the tee between the vent socket and the tube inlet, and the other end to a wooden stake or metal post. Clean out skimmer device when it becomes clogged with sediment and/or debris and is unable to float at the top of water impounded in the ditch. Take appropriate measures to avoid ice accumulation in the skimmer device. Construct a stone pad of Class B stone directly underneath the skimmer device at bottom of ditch. The pad shall be a minimum of 12" in height, and shall have a minimum cross sectional area of 4 ft. by 4 ft.

Line emergency spillway with geotextile unrolled in the direction of flow and lay smoothly but loosely on soil surface without creases. Bury edges of geotextile in a trench at least 5" deep and tamp firmly. If geotextile for the emergency spillway is not one continuous piece of material, make horizontal overlaps a minimum of 18" with upstream geotextile overlapping the downstream geotextile. Secure geotextile with eleven gauge wire staples shaped into a *u* shape with a length of not less than 12" and a throat not less than 1" in width. Place staples along outer edges and throughout the geotextile a maximum of 3 ft. horizontally and vertically. Geotextile shall be placed to the bottom and across the entire width of the ditch according to the Earthen Dam with Skimmer Detail. Place sealant inside basin around barrel pipe on top of geotextile with a minimum width of 6 in.

P-5205

86

Alamance County

At the skimmer outlet, provide a smooth soil surface free from stones, clods, or debris that will prevent contact of the coir fiber matting with the soil. Unroll the matting and apply without stretching such that it will lie smoothly but loosely on the soil surface. Wooden stakes, reinforcement bars, or staples may be used as anchors in accordance with the details in the plans and as directed. Place anchors across the matting at the ends approximately 1 ft. apart. Place anchors along the outer edges and down the center of the matting 3 ft. apart.

### Measurement and Payment

The construction of the earthen dam will be paid for as *Borrow Excavation* as provided in Section 230 of the *Standard Specifications* or included in the lump sum price for grading.

*Silt Excavation* will be measured and paid for in accordance with Article 1630-4 of the *Standard Specifications*, as calculated from the typical section throughout the length of the ditch as shown on the final approved plans.

*Geotextile for Soil Stabilization* will be measured and paid for in accordance with Article 270-4 of the *Standard Specifications*.

*Coir Fiber Baffles* will be measured and paid for in accordance with Article 1640-4 of the *Standard Specifications*.

\_\_\_" *Skimmer* will be measured in units of each. \_\_\_" *Skimmer* will be measured and paid for as the maximum number of each size skimmer acceptably installed and in use at any one time during the life of the project. Barrel and arm pipe, cleanout, relocation and reinstallation of \_\_\_" *Skimmer* is considered incidental to the measurement of the quantity of \_\_\_" *Skimmer* and no separate payment will be made. No separate payment shall be made if \_\_\_" *Skimmer*, barrel and/or arm pipe(s) are damaged by ice accumulation.

*Coir Fiber Mat* will be measured and paid for as the actual number of square yards measured along the surface of the ground over which coir fiber mat is installed and accepted.

*Stone for Erosion Control, Class \_\_\_* will be measured and paid for in accordance with Article 1610-4 of the *Standard Specifications*.

No measurement will be made for other items or for over excavation or stockpiling.

Payment will be made under:

Pay Item	Pay Unit
___" Skimmer	Each
Coir Fiber Mat	Square Yard

**COIR FIBER WATTLES WITH POLYACRYLAMIDE (PAM):****Description**

Coir Fiber Wattles are tubular products consisting of coir fibers (coconut fibers) encased in coir fiber netting. Coir Fiber Wattles are used on slopes or channels to intercept runoff and act as a velocity break. Coir Fiber Wattles are to be placed at locations shown on the plans or as directed. Installation shall follow the detail provided in the plans and as directed. Work includes furnishing materials, installation of coir fiber wattles, matting installation, PAM application, and removing wattles.

**Materials**

Coir Fiber Wattle shall meet the following specifications:

100% Coir (Coconut) Fibers	
Minimum Diameter	12 in.
Minimum Density	3.5 lb/ft <sup>3</sup> +/- 10%
Net Material	Coir Fiber
Net Openings	2 in. x 2 in.
Net Strength	90 lbs.
Minimum Weight	2.6 lbs./ft. +/- 10%

Anchors: Stakes shall be used as anchors.

**Wooden Stakes:**

Provide hardwood stakes a minimum of 2-ft. long with a 2 in. x 2 in. nominal square cross section. One end of the stake must be sharpened or beveled to facilitate driving down into the underlying soil.

Matting shall meet the requirements of Article 1060-8 of the *Standard Specifications*, or shall meet specifications provided elsewhere in this contract.

Provide staples made of 0.125" diameter new steel wire formed into a *u* shape not less than 12" in length with a throat of 1" in width.

Polyacrylamide (PAM) shall be applied in powder form and shall be anionic or neutrally charged. Soil samples shall be obtained in areas where the wattles will be placed, and from offsite material used to construct the roadway, and analyzed for the appropriate PAM flocculant to be utilized with each wattle. The PAM product used shall be listed on the North Carolina Department of Environment and Natural Resources (NCDENR) Division of Water Quality (DWQ) web site as an approved PAM product for use in North Carolina.

### **Construction Methods**

Coir Fiber Wattles shall be secured to the soil by wire staples approximately every 1 linear foot and at the end of each section of wattle. A minimum of 4 stakes shall be installed on the downstream side of the wattle with a maximum spacing of 2 linear feet along the wattle, and according to the detail. Install a minimum of 2 stakes on the upstream side of the wattle according to the detail provided in the plans. Stakes shall be driven into the ground a minimum of 10 in. with no more than 2 in. projecting from the top of the wattle. Drive stakes at an angle according to the detail provided in the plans.

Only install coir fiber wattle(s) to a height in ditch so flow will not wash around wattle and scour ditch slopes and according to the detail provided in the plans and as directed. Overlap adjoining sections of wattles a minimum of 6 in.

Installation of matting shall be in accordance with the detail provided in the plans, and in accordance with Article 1631-3 of the *Standard Specifications*, or in accordance with specifications provided elsewhere in this contract.

Apply PAM over the lower center portion of the coir fiber wattle where the water is going to flow over at a rate of 2 ounces per wattle, and 1 ounce of PAM on matting on each side of the wattle. PAM applications shall be done during construction activities after every rainfall event that is equal to or exceeds 0.50 in.

The Contractor shall maintain the coir fiber wattles until the project is accepted or until the wattles are removed, and shall remove and dispose of silt accumulations at the wattles when so directed in accordance with the requirements of Section 1630 of the *Standard Specifications*.

### **Measurement and Payment**

*Coir Fiber Wattles* will be measured and paid for by the actual number of linear feet of wattles which are installed and accepted. Such price and payment will be full compensation for all work covered by this section, including, but not limited to, furnishing all materials, labor, equipment and incidentals necessary to install the *Coir Fiber Wattles*.

Matting will be measured and paid for in accordance with Article 1631-4 of the *Standard Specifications*, or in accordance with specifications provided elsewhere in this contract.

*Polyacrylamide(PAM)* will be measured and paid for by the actual weight in pounds of PAM applied to the coir fiber wattles. Such price and payment will be full compensation for all work covered by this section, including, but not limited to, furnishing all materials, labor, equipment and incidentals necessary to apply the *Polyacrylamide(PAM)*.



P-5205

89

Alamance County

Payment will be made under:

<b>Pay Item</b>	<b>Pay Unit</b>
Polyacrylamide(PAM)	Pound
Coir Fiber Wattle	Linear Foot

**TEMPORARY ROCK SILT CHECK TYPE A WITH EXCELSIOR MATTING AND POLYACRYLAMIDE (PAM):**

**Description**

Temporary Rock Silt Checks Type A with Excelsior Matting and Polyacrylamide (PAM) are devices utilized in temporary and permanent ditches to reduce runoff velocity and incorporate PAM into the construction runoff to increase settling of sediment particles and reduce turbidity of runoff. Temporary Rock Silt Checks Type A with Excelsior Matting and PAM are to be placed at locations shown on the plans or as directed. Installation shall follow the detail provided in the plans and as directed. Work includes furnishing materials, installation of Temporary Rock Silt Checks Type A, matting installation, PAM application, and removing Temporary Rock Silt Checks Type A with Excelsior Matting and PAM.

**Materials**

Structural stone shall be class B stone that meets the requirements of Section 1042 of the *Standard Specifications* for Stone for Erosion Control, Class B.

Sediment control stone shall be #5 or #57 stone, which meets the requirements of Section 1005 of the *Standard Specifications* for these stone sizes.

Matting shall meet the requirements of Excelsior Matting in Subarticle 1060-8(B) of the *Standard Specifications*, or shall meet specifications provided elsewhere in this contract.

Polyacrylamide (PAM) shall be applied in powder form and shall be anionic or neutrally charged. Soil samples shall be obtained in areas where the Temporary Rock Silt Checks Type A with Excelsior Matting and PAM will be placed, and from offsite material used to construct the roadway, and analyzed for the appropriate PAM flocculant to be utilized with each Temporary Rock Silt Check Type A. The PAM product used shall be listed on the North Carolina Department of Environment and Natural Resources (NCDENR) Division of Water Quality (DWQ) web site as an approved PAM product for use in North Carolina.

**Construction Methods**

Temporary Rock Silt Checks Type A shall be installed in accordance with Subarticle 1633-3(A) of the *Standard Specifications*, Roadway Standard Drawing No. 1633.01 and the detail provided in the plans.

P-5205

90

Alamance County

Installation of matting shall be in accordance with the detail provided in the plans, and anchored by placing Class B stone on top of the matting at the upper and lower ends.

Apply PAM at a rate of 3.5 ounces over the center portion of the Temporary Rock Silt Checks Type A and matting where the water is going to flow over. PAM applications shall be done during construction activities and after every rainfall event that is equal to or exceeds 0.50 in.

The Contractor shall maintain the Temporary Rock Silt Checks Type A with Excelsior Matting and PAM until the project is accepted or until the Temporary Rock Silt Checks Type A with Excelsior Matting and PAM are removed, and shall remove and dispose of silt accumulations at the Temporary Rock Silt Checks Type A with Excelsior Matting and PAM when so directed in accordance with the requirements of Section 1630 of the *Standard Specifications*.

### **Measurement and Payment**

*Temporary Rock Silt Checks Type A* will be measured and paid for in accordance with Article 1633-5 of the *Standard Specifications*, or in accordance with specifications provided elsewhere in this contract.

Matting will be measured and paid for in accordance with Article 1631-4 of the *Standard Specifications*, or in accordance with specifications provided elsewhere in this contract.

*Polyacrylamide(PAM)* will be measured and paid for by the actual weight in pounds of PAM applied to the Temporary Rock Silt Checks Type A. Such price and payment will be full compensation for all work covered by this section, including, but not limited to, furnishing all materials, labor, equipment and incidentals necessary to apply the *Polyacrylamide(PAM)*.

Payment will be made under:

<b>Pay Item</b>	<b>Pay Unit</b>
Polyacrylamide(PAM)	Pound

### **IMPERVIOUS DIKE:**

#### **Description**

This work consists of furnishing, installing, maintaining, and removing an *Impervious Dike* for the purpose of diverting normal stream flow around the construction site. The Contractor shall construct an impervious dike in such a manner approved by the Engineer. The impervious dike shall not permit seepage of water into the construction site or contribute to siltation of the stream. The impervious dike shall be constructed of an acceptable material in the locations noted on the plans or as directed.

P-5205


**91**

Alamance County

**Materials**

Acceptable materials shall include but not be limited to sheet piles, sandbags, and/or the placement of an acceptable size stone lined with polypropylene or other impervious geotextile.

Earth material shall not be used to construct an impervious dike when it is in direct contact with the stream unless vegetation can be established before contact with the stream takes place.

**Measurement and Payment**

*Impervious Dike* will be measured and paid as the actual number of linear feet of impervious dike(s) constructed, measured in place from end to end of each separate installation that has been completed and accepted. Such price and payment will be full compensation for all work including but not limited to furnishing materials, construction, maintenance, and removal of the impervious dike.

Payment will be made under:

<b>Pay Item</b>	<b>Pay Unit</b>
Impervious Dike	Linear Foot


**P-5205, Haw River Railroad Roadbed**

**Roadbed**


**Project Special Provisions: Railroad Roadbed**

**Prepared For:**

**NCDOT Rail Division**



7-12-2013



7-12-2013



**ONE COMPANY**  
*Many Solutions<sup>SM</sup>*

**RAILROAD SPECIAL PROVISIONS FOR ROADBED**

**TABLE OF CONTENTS**

**RAILROAD ROADBED**

**Contents**

<b>RAILROAD ROADBED</b>	<b>1</b>
<b>CLEARING AND GRUBBING - METHOD III</b>	<b>1</b>
<b>OWNERSHIP OF MATERIALS</b>	<b>1</b>
<b>WELDED STEEL PIPE</b>	<b>1</b>
<b>WELDED STEEL PIPE OPEN CUT</b>	<b>3</b>
<b>BITUMINOUS COATED CORRUGATED METAL PIPE (BCCMP)</b>	<b>4</b>
<b>ENDWALLS</b>	<b>6</b>
<b>PIPE COLLARS UNDER RAILROAD</b>	<b>6</b>
<b>REMOVE EXISTING HEADWALLS</b>	<b>7</b>
<b>REGRADE EXISTING RAILROAD ROADBED</b>	<b>7</b>
<b>EMBANKMENT</b>	<b>8</b>
<b>SUB-BALLAST</b>	<b>9</b>
<b>MAINTENANCE OF TRACK</b>	<b>10</b>
<b>RIGHT OF WAY GATE</b>	<b>10</b>
<b>EXCAVATION</b>	<b>11</b>
<b>FLOWABLE FILL</b>	<b>12</b>
<b>REMOVE AND RESET WOOD SIGN POST</b>	<b>13</b>

**RAILROAD ROADBED**

The Standard Specifications for Roads and Structures, January 2012 of the North Carolina Department of Transportation, hereinafter referred to as the Standard Specifications, shall apply to the articles of the Project Special Provisions.

**CLEARING AND GRUBBING - METHOD III**

(9-17-02) (Rev. 1-17-12)

200

SP2

R02A

Perform clearing on this project to the limits established by Method "III" shown on Standard Drawing No. 200.03 of the *2012 Roadway Standard Drawings*.

The work shall be performed in accordance with Section 200, "Clearing and Grubbing", of the Standard Specifications, except that grubbing will be performed on all cleared excavation and embankment areas and will include all stumps, roots and other embedded debris.

**OWNERSHIP OF MATERIALS**

All salvaged material originally furnished by the Department's Contractor shall remain the property of the Contractor, and he shall give consideration to this when making his bid. All salvaged track materials owned by the Department's Contractor shall be disposed of by the Contractor, and the construction area shall be left in a neat and orderly condition.

All salvaged track material either existing or furnished by NSR is and shall remain the property of the NSR except as noted in the track to be removed section of the special provisions.

**WELDED STEEL PIPE****Description**

This work shall consist of furnishing and installing welded steel pipe by trenchless methods as shown in the contract, plans and as directed.

**Materials**

Refer to Division 10.

**Item**

Welded Steel Pipe

**Section**

1032-5

Use suppliers of metal pipe culverts, fittings and all other accessories covered by this section that meet the Department's Brand Certification program requirements for metal pipe culverts and are listed on the Materials and Tests Unit's pre-approved list for suppliers of metal pipe culvert. The pre-approved list is available on the Department's website

**Pipe Installation**

Replace section 330-3 of the 2012 Standard Specifications with the following:

The pipe shall be installed by dry boring and jacking under the tracks as shown in the plans. The pipe shall be carefully dry bored true to the line and grade given. The bore shall be held to a minimum to insure that there will be no settlement. All voids around the outside of the pipe shall be completely filled to the satisfaction of the Engineer.

The Contractor shall submit to the Railroad Engineer and the NCDOT Engineer a complete plan and schedule for pipe installation 2 weeks prior to the expected commencement of work. The submission shall include complete details of the sheeting, shoring and bracing for the protection of Railroad roadbed, materials and equipment pertinent to the operation. The Contractor shall not proceed with the pipe installation until he has received acceptance of the plan and schedule from the Railroad Engineer and the NCDOT Engineer.

Conduct a pre-construction meeting in the presence of the Railroad Engineer and the Engineer at least 48 hours before the beginning of the pipe installation to discuss the method of installation to assure the pipe is installed true to line and grade. The methods that will be used to insure there is no settlement of the pipe or the railroad roadbed section above the pipe.

All work shall be done with a RWIC/flagman on site and the work shall be performed during allowable work periods. Work shall stop when a train is passing. The Contractor shall have no claim against the Railroad or the Department for any delays caused by NSR's train operations.

The boring operation shall be progressed without stoppage (except for adding lengths of pipe) during daylight hours until the leading edge of the pipe has reached the receiving pit. The contractor shall plan his work to complete the boring between the influence lines of the track structure without stoppage. For the purpose of this provision, the influence line shall be defined as a 1:1 slope extending away from the track, from the bottom edge of tie. The contractor shall shore the leading end of the pipe when stopping work and shall continue the boring operation the morning of the next day. The installation shall be carried on without interruption, insofar as practicable, to prevent the pipe from becoming firmly set in the embankment.

The front of the pipe shall be provided with mechanical arrangements or devices that will positively prevent the auger from leading the pipe so that no unsupported excavation is ahead of the pipe.

The auger and cutting head arrangement shall be removable from within the pipe in the event an obstruction is encountered. If the obstruction cannot be removed without excavation in advance of the pipe, the pipe shall be abandoned in place and immediately filled with grout. A new installation procedure and revised plans must be submitted to, and approved by, the Engineering Representative before work can resume.

The over-cut by the cutting head shall not exceed the outside diameter of the pipe by more than 1/2 inch. If voids should develop or if the bored hole diameter is greater than the outside diameter of the pipe by more than 1 inch, the voids shall be pressure grouted.

When boring and jacking pipe 36 inches and larger in diameter and the boring is halted within a distance less than 20 feet to the centerline of track, the heading shall be shored and braced if the track is active.

Any pipe damaged during the operation shall be removed and replaced by the Contractor at his expense.

The pits or trenches excavated to facilitate the pipe installation shall be backfilled immediately after the installation has been completed.

### **Measurement and Payment**

    " *Welded Steel Pipe,     " Thick, Grade B in Soil* will be measured and paid as the actual number of linear feet of pipe measured along the flow line to the nearest foot, which has been installed in soil.

    " *Welded Steel Pipe,     " Thick, Grade B Not in Soil* will be measured and paid as the actual number of linear feet of pipe measured along the flow line to the nearest foot which has been installed in non-soil, as observed and confirmed by the Engineer. Non-soil is defined as all material other than soil. The Contractor shall request and obtain the Engineer's observation and confirmation of the limits of the installation not in soil before and during the installation of the pipe or portion of the pipe not in soil.

Failure of the Contractor to request and obtain the Engineer's observation and confirmation of the limits of the pipe not in soil before and during the installation will result in the payment at the unit price for     " *Welded Steel Pipe,     " Thick, Grade B in Soil*.

Such payment will include, but is not limited to, furnishing all labor, tools, equipment, materials and incidentals, miscellaneous grading or excavation necessary to complete the work. Installations that become damaged or are abandoned will be replaced at no cost to the Department.

Payment will be made under:

<b>Pay Item</b>	<b>Pay Unit</b>
<u>    </u> " <i>Welded Steel Pipe, <u>    </u>" Thick, Grade B in Soil</i>	Linear Foot
<u>    </u> " <i>Welded Steel Pipe, <u>    </u>" Thick, Grade B Not in Soil</i>	Linear Foot

### **WELDED STEEL PIPE OPEN CUT**

#### **Description**

This work shall consist of furnishing and installing welded steel pipe in accordance with Section 300 of the NCDOT 2012 *Standard Specifications* as shown in the contract, plans and as directed.



# 97

## Materials

Refer to Division 10.

<b>Item</b>	<b>Section</b>
Welded Steel Pipe	1032-5

Use suppliers of metal pipe culverts, fittings and all other accessories covered by this section that meet the Department's Brand Certification program requirements for metal pipe culverts and are listed on the Materials and Tests Unit's pre-approved list for suppliers of metal pipe culvert. The pre-approved list is available on the Department's website

## Installation

Replace section 330-3 of the 2012 Standard Specifications with the following:

The pipe shall be installed in accordance with Section 300 of the NCDOT 2012 *Standard Specifications*.

## Measurement and Payment

\_\_\_" *Welded Steel Pipe*, \_\_\_" *Thick, Grade B (Open Cut)* will be measured and paid as the actual number of linear feet of pipe measured along the flow line to the nearest foot.

Such payment will include, but is not limited to, furnishing all labor, tools, equipment, materials and incidentals, miscellaneous grading or excavation necessary to complete the work. Installations that become damaged or are abandoned will be replaced at no cost to the Department.

Payment will be made under:

<b>Pay Item</b>	<b>Pay Unit</b>
___" <i>Welded Steel Pipe</i> , ___" <i>Thick, Grade B (Open Cut)</i>	Linear Foot

## **BITUMINOUS COATED CORRUGATED METAL PIPE (BCCMP)**

### Description

Furnish and install drainage pipe at locations and size called for in the contract documents. The work includes construction of joints and connections to other pipes, endwalls and drainage structures.

## **Materials**

### **Corrugated Steel Pipe**

Corrugated steel culvert pipe and pipe arch shall meet ASTM A760, Type 1 pipe.

Corrugations shall be annular riveted with a profile of 2-2/3 inches x 1/2 inch unless otherwise specified.

Bituminous coating shall be applied to the inner and outer surfaces of the pipe and conform to the requirements of AASHTO M 190, Type A.

Coupling bands shall be one or two piece annular corrugated, made from galvanized steel and fully bituminous coated, with a minimum width of 24 inches. Bands may be one gage lighter than the pipe gage. Bands shall be made of steel sheet conforming to ASTM Specification A 525 and AASHTO Designation M 218. Dimple band couplers shall not be used.

Coupling bands shall be fastened using a minimum of three (3) 1/2 inch diameter galvanized bolts. Culverts 48 inches and larger require 24 inch wide bands with a minimum of four (4) 1/2 inch diameter rods and "silo" type lugs.

### **Acceptance**

Acceptance of corrugated steel culvert pipe and its accessories will be based on, but not limited to, visual inspections, classification requirements and check samples taken from material delivered to the project and conformance to the annual Brand Registration. Culvert pipe materials not meeting the above requirements will be rejected, unless written approval is obtained from the State Materials Engineer.

### **Pipe Installation**

Install pipe, pipe tees and elbows according to Section 300 of NCDOT Standard Specifications including the following:

BCCMP with a diameter of 42 inches or larger shall be field strutted (if not manufacturer strutted). Ties and struts shall be removed by the Contractor upon completion of the embankment.

The Contractor shall submit to the Railroad Engineer and the NCDOT Engineer a complete plan and schedule for pipe installation 2 weeks prior to the expected commencement of work. The submission shall include complete details of the proposed inlet and outlet invert elevations and locations as fit to field conditions, bracing for the protection of Railroad roadbed, materials and equipment pertinent to the operation. The Contractor shall not proceed with the pipe installation until he has received acceptance of the plan and schedule from the Railroad Engineer and the NCDOT Engineer.

Where BCCMP has to be cut to achieve the proper length, such cutting shall be done with an abrasive saw so as to prevent damage to the pipe coating. Flame cutting shall not be permitted. Damage to the shop coating by this or any other work shall be field repaired by the Contractor by using asphalt paint. Repairs shall be at no cost to the Department or the Railroad.

### **Measurement and Payment**

*Pipe* will be measured and paid as the actual number of linear feet of pipe that has been incorporated into the completed and accepted work. Measurement of pipe will be made by counting the number of joints used and multiplying by the length of the joint to obtain the number of linear feet of pipe installed and accepted. Measurements of partial joints will be made along the longest length of the partial joint to the nearest 0.1 ft. Select bedding and backfill material will be included in the cost of the installed pipe.

Payment will be made under:

#### **Pay Item**

\_\_\_" B.C.C.M.P. Pipe Culverts, \_\_\_" Thick  
\_\_\_" B.C.C.M.P. Pipe Elbows, \_\_\_" Thick

#### **Pay Unit**

Linear Foot  
Each

### **ENDWALLS**

The work shall be performed in accordance with Section 838, "Endwalls", of the Standard Specifications, except that the contractor shall not use Class B concrete or masonry to construct endwalls located on the railroad right-of-way. All endwalls located on the railroad right-of-way, cast-in-place or precast, shall be constructed of Class AA concrete.

### **PIPE COLLARS UNDER RAILROAD**

**(Special)**

#### **Description**

Furnish the materials to construct pipe collars to join pipes of dissimilar materials at locations shown on the plans in accordance with the detail drawing in the plans for Pipe Collars.

#### **Materials**

The #5 reinforcing steel shall be grade 60 steel in accordance with section 1070 of the Standard Specifications.

The concrete shall be class AA in accordance with section 1000 of the Standard Specifications.

#### **Construction Methods**

The pipe collars shall be used at locations shown on the plans. The collar shall overlap each pipe by 2 feet and shall have a minimum cover of 12 inches at any location around the pipe. The reinforcing steel shall be placed 6 inches from the outside portion of the larger pipe at locations shown on the detail drawing for pipe collars.

100

**Measurement and Payment**

*Pipe Collars Under Railroad*, will be paid per each for each pipe collar that has been incorporated into the completed work.

The above prices and payments will be full compensation for all work covered by this provision including but not limited to the excavation, constructing and setting forms, furnishing concrete, furnishing and placing reinforcing steel, and any incidentals necessary to complete the work as shown on the plans.

<b>Pay Item</b>	<b>Pay Unit</b>
Pipe Collars Under Railroad	EA

**REMOVE EXISTING HEADWALLS****Description**

The contractor shall remove existing headwalls at locations shown on the plans.

**Construction Methods**

The contractor shall remove and dispose of existing headwalls at locations shown on the plans after the pipes they are attached to are abandoned and filled with flowable fill in accordance with the Standard Specifications.

**Measurement and Payment**

*Remove Existing Headwalls* will be paid for in accordance with Section 225, Unclassified Excavation, of the Standard Specifications.

<b>Pay Item</b>	<b>Pay Unit</b>
Unclassified Excavation	Cubic Yard (CY)

**REGRADE EXISTING RAILROAD ROADBED** (SP)**Description**

The contractor shall remove 4" of the existing sub-ballast on the existing railroad roadbed as shown in the plans and add new sub-ballast as needed to bring the area to finished grade for sub-ballast as shown in the detail drawing in the plans.

The work shall be done in accordance with Section 225 of the Standard Specifications. The contractor shall exercise care in removing the existing sub-ballast so as not to disturb the

# 101

remaining sub-ballast. Once the 4" of sub-ballast is removed, the contractor will need to wet and roll the existing sub-ballast to seal off the remaining sub-ballast before adding the sub-ballast needed to bring the new sub-ballast to the grade and typical required for this area.

## **Measurement and Payment**

Payment for removal of the 4" of existing sub-ballast and wetting and rolling the existing sub-ballast will be measured and paid for as unclassified excavation in accordance with Section 225 of the Standard Specifications. The unit price for unclassified excavation shall be full compensation for removing, disposing or utilization of the existing sub-ballast, wetting the remaining sub-ballast and rolling the remaining sub-ballast to seal it off.

The additional sub-ballast needed to bring the roadbed to final grade will be measured and paid at the contract unit price per ton for sub-ballast in accordance with the Contract Special Provisions for sub-ballast.

<b>Pay Item</b>	<b>Pay Unit</b>
Unclassified Excavation	Cubic yards
Sub-ballast	Tons

## **EMBANKMENT**

This work shall be performed in accordance with Section 235, "EMBANKMENTS", of the Standard Specifications including the following:

All earth fills shall be made in uniform layers of not more than 6 inches thick after compaction. Rock may be placed in compacted layers of not more than 24 inches thick. Each fully compacted layer shall extend the full width of the cross section. Each layer shall be free from mud, snow, ice, or excessive (standing) water before a subsequent layer is placed.

Sandy or rocky material shall be spread in full width layers to form drainage planes from the center through the edge of the embankment. Pockets of open materials surrounded by more impervious material shall be avoided.

The fills shall be formed with suitable materials from on-site cuts and/or necessary suitable material from borrow pits. Organic material such as brush, stumps, roots and trees or other perishable items shall not be placed in embankments. Coal or organic shale shall not be included in the embankment. In fill sections, after stripping the topsoil and organic material, the entire area which the embankment is to be placed shall be plowed and scarified for a minimum depth of 6 inches.

The initial lift and all future fill layers shall be compacted to 95 percent of maximum density per Standard Proctor in accordance with ASTM D698-T and AASHTO T 99, or 90 percent of maximum density per Modified Proctor in accordance with ASTM D-1557AASHTO T180, except that a minimum of the top **2 feet of fill shall be compacted to 100 percent Standard**

## 102

### Proctor.

The top 12 inches of the subgrade in all cut sections that will be cut to subgrade elevation shall be plowed, scarified and compacted to 100 percent Standard Proctor. The Engineer shall determine the AASHTO test method to be used after review of the soil analysis.

The Contractor shall notify the Engineer of when fill layers are ready for compaction testing. Successive layers shall not be placed prior to an acceptable density being obtained on each layer. The moisture content of the soil shall be controlled as necessary to obtain the specified densities based upon the optimum moisture content for each material. Water shall be added to the soil when, in the opinion of the Engineer, additional moisture may be necessary to obtain the specified density. Soil that is too wet shall be allowed to dry or be worked by plowing, discing, harrowing, or other means to dry the material to a workable moisture content.

In the event a specified density is not obtained, the Engineer may order additional rolling, watering, or drying of the soil as necessary to obtain the specified density. Fill layers not meeting a specified density after additional working shall be removed and new material shall be placed and compacted to the specified density at no cost to the Department.

The Contractor may be restricted from using partial or completed roadbed as construction haul roads. Any embankment or roadbed that is damaged by hauling activities shall be repaired by the Contractor at no cost to the Department.

### SUB-BALLAST

#### Description

The Contractor will furnish and place sub-ballast as shown in the plans. The sub-ballast shall be placed after the subgrade has been graded, compacted and accepted.

#### Materials

The sub-ballast shall be composed of crusher-run granite, meeting the following requirements and the gradation shown in Table 1:

- Sub ballast shall be produced from sound rock meeting the gradations shown in the table
- 1 (AASHTO T 27 and T 11, AASHTO T 88 as modified for Base Course and Stabilizer).
- The material shall be free from organics and deleterious material (AASHTO T 112).
- The material shall not have a Liquid Limit (LL) in excess of 25 (AASHTO T 89) or a
- Plasticity Index (PI) in excess of 6 (AASHTO T 90).
- The material shall have a percentage of wear (LA Abrasion, AASHTO T 96) no greater than 50 percent.
- The material shall meet NCDOT's soundness requirements (AASHTO T 104).

	Percent Passing Standard Sieve Size by Weight					
Sieve Size	2"	1"	3/8"	#10	#40	#200

Sub-ballast	100	90-100	50-84	26-50	12-30	5-12
-------------	-----	--------	-------	-------	-------	------

Table 1

**Sub-ballast****Construction Methods**

After the subgrade has been finished to proper grade and cross-section, the sub-ballast shall be placed on the subgrade with a mechanical spreader capable of placing the material in a uniform loose depth and without segregation, except for areas inaccessible to a mechanical spreader. The aggregate material may be placed by other methods approved by the Engineer. The sub-ballast section shall be constructed in two layers of equal thickness. Each layer of sub-ballast shall be fully compacted in lifts not to exceed 6" in thickness after compaction. Each layer of sub-ballast shall be compacted to a density of 100% of the Standard Proctor determined by AASHTO T 180 and maintained to the required cross-section during compaction. Moisture content shall be maintained within 2% +/- of optimum moisture to obtain the desired density. Water shall be added to the material if necessary to obtain the desired density. If the material is too wet to obtain the desired density, the material shall be worked by discing, harrowing or other means to dry the material to a workable moisture content.

**Measurement and Payment**

The quantity for *Sub-Ballast* to be paid for will be the actual number of tons of sub-ballast which has been used to construct the track roadbed sections, measured as provided for in Article 520-11 of the Standard Specifications. Such price and payment will be full compensation for all furnishing, weighing, hauling, and placing of sub-ballast and for any other work necessary for the construction of the track roadbed section.

**Pay Item**  
Sub-ballast

**Pay Unit**  
Ton

**MAINTENANCE OF TRACK ROADBED**

(Special)

The Contractor shall be responsible for the maintenance of the track roadbed during the construction period. Ditches and temporary pipes shall be provided and maintained as may be necessary to satisfactorily drain the sub-grade. Where previously approved sub-grade is damaged by natural causes, by hauling equipment or other traffic the Contractor shall restore the sub-grade to the required lines, grades and typical sections and to the required density at no additional cost to the Department. There will be no direct payment for maintenance of the track roadbed. All cost associated with maintaining the track roadbed will be incidental to other items of work.

**RIGHT OF WAY GATE**

(Special)

**Description**

Furnish and erect right of way gates in conformity with the details shown in the plans and at the locations shown in the plans.

**Materials****Item Section**

2" OD steel pipe, schedule 80  
 3 ½" OD steel pipe, schedule 80  
 4" OD steel pipe, schedule 80  
 Fittings and Accessories as shown

Use Class B concrete for anchors. Instead of Class B concrete, pre-mixed commercially bagged dry concrete mix may be used if the concrete meets the minimum strength requirements for Class B concrete when mixed with the quantity of water shown on the instructions printed on the bag.

**Construction Methods****Setting Posts and Braces**

Set posts in concrete anchors to maintain the position and alignment of the post as shown in the details in the plans. Forms are not required for the concrete. Trowel the top of the concrete to a smooth finish and slope to drain away from the post. The concrete anchors require at least a 3 day curing period before any load is placed on the post.

**Fabrication**

The gate shall be fabricated and painted yellow as shown on the details in the plans. The welding will be done by a certified welder.

**866-4 Measurement and Payment**

*Right of Way Gate*, will be measured and paid each for the number of gates actually erected on the project.

The above prices and payments will be full compensation for all work covered by this provision including but not limited to furnishing concrete, steel pipe, hardware and all other materials; fabrication, painting and erection of the right of way gates; and incidentals necessary to complete the work as shown on the plans.

<b>Pay Item</b>	<b>Pay Unit</b>
Right of Way Gate	Each

**EXCAVATION:**

This work shall be performed in accordance with Section 225, "ROADWAY EXCAVATION" of the Standard Specifications. The applicable typical roadbed template will be maintained throughout the railway portion of the project.

Material excavated within the proximities of existing track(s), as defined in the table below, shall be used in embankment within the railroad right of way. Any of this material that is not used in construction of the project shall be disposed of within the railroad right of way within the project limits, and the contractor shall submit, to the Engineer for approval, a plan showing locations



and methods of placement for this disposal. The limits where this requirement applies are:

Begin Station	End Station	Left Limit	Right Limit
1140+80	1166+00	20' Left of Centerline Existing -ML-	20' Right of Centerline Existing -ML-
1166+00	1202+00	20' Left of Centerline Existing -ML-	20' Right of Centerline Existing -ML-
1202+00	1217+00	20' Left of Centerline Existing -ML-	20' Right of Centerline Existing -ML-
1245+00	1248+46	20' Left of Centerline Existing -ML-	20' Right of Centerline Existing -ML-

### **FLOWABLE FILL:**

(9-17-02) (Rev 1-17-12)

300, 340, 450, 1000, 1530, 1540, 1550

SP3 R30

### **Description**

This work consists of all work necessary to place flowable fill in accordance with these provisions, the plans, and as directed.

### **Materials**

Refer to Division 10 of the *2012 Standard Specifications*.

### **Item**

Flowable Fill

### **Section**

1000-6

### **Construction Methods**

Discharge flowable fill material directly from the truck into the space to be filled, or by other approved methods. The mix may be placed full depth or in lifts as site conditions dictate. The Contractor shall provide a method to plug the ends of the existing pipe in order to contain the flowable fill.

### **Measurement and Payment**

At locations where flowable fill is called for on the plans and a pay item for flowable fill is included in the contract, *Flowable Fill* will be measured in cubic yards and paid as the actual number of cubic yards that have been satisfactorily placed and accepted. Such price and payment will be full compensation for all work covered by this provision including, but not limited to, the mix design, furnishing, hauling, placing and containing the flowable fill.

**106**

Payment will be made under:

<b>Pay Item</b>	<b>Pay Unit</b>
Flowable Fill	Cubic Yard

**REMOVE AND RESET WOOD SIGN POST**

**Description**

The contractor shall remove and reset the wood sign post structure as shown on the plans.

**Measurement and Payment**

*Remove and Reset Wood Sign Post* will be measured and paid in units of each for the actual number of wood signs moved. Work includes, but is not limited to, carefully removing the existing sign and installing it in the ground 15' south along Jeffries Street as shown on the plans. If original post materials cannot be salvaged, replace with like materials.

<b>Pay Item</b>	<b>Pay Unit</b>
Remove & Reset Wood Sign Post	Each

C203129 (P-5205)

**R-1**

Alamance County

**PROJECT SPECIAL PROVISION**

(10-18-95)

Z-1

**PERMITS**

The Contractor's attention is directed to the following permits, which have been issued to the Department of Transportation by the authority granting the permit.

<b><u>PERMIT</u></b>	<b><u>AUTHORITY GRANTING THE PERMIT</u></b>
Dredge and Fill and/or Work in Navigable Waters (404)	U. S. Army Corps of Engineers
Water Quality (401)	Division of Environmental Management, DENR State of North Carolina

The Contractor shall comply with all applicable permit conditions during construction of this project. Those conditions marked by \* are the responsibility of the department and the Contractor has no responsibility in accomplishing those conditions.

Agents of the permitting authority will periodically inspect the project for adherence to the permits.

The Contractor's attention is also directed to Articles 107-10 and 107-13 of the *2012 Standard Specifications* and the following:

Should the Contractor propose to utilize construction methods (such as temporary structures or fill in waters and/or wetlands for haul roads, work platforms, cofferdams, etc.) not specifically identified in the permit (individual, general, or nationwide) authorizing the project it shall be the Contractor's responsibility to coordinate with the Engineer to determine what, if any, additional permit action is required. The Contractor shall also be responsible for initiating the request for the authorization of such construction method by the permitting agency. The request shall be submitted through the Engineer. The Contractor shall not utilize the construction method until it is approved by the permitting agency. The request normally takes approximately 60 days to process; however, no extensions of time or additional compensation will be granted for delays resulting from the Contractor's request for approval of construction methods not specifically identified in the permit.

**Where construction moratoriums are contained in a permit condition which restricts the Contractor's activities to certain times of the year, those moratoriums will apply only to the portions of the work taking place in the waters or wetlands provided that activities outside those areas is done in such a manner as to not affect the waters or wetlands.**

R-2

**U.S. ARMY CORPS OF ENGINEERS  
WILMINGTON DISTRICT**

**COPY**

Action Id. SAW-2005-21270 County: Alamance U.S.G.S. Quad: NC-MEBANE

**GENERAL PERMIT (REGIONAL AND NATIONWIDE) VERIFICATION**

**Property Owner:** North Carolina Railroad Company

**Agent:** NCDOT Rail Division

Marc Hamel

**Address:** 2809 Highwoods Blvd.  
suite 100  
Raleigh, NC, 27604

**Address:** 1553 Mail Service Center  
Raleigh, NC, 27699-1553

Size and location of property (water body, road name/number, town, etc.): The project corridor begins west of SR 1719 and continues east towards SR 1941 along an existing rail, ending at the Haw River in Graham, Alamance County, North Carolina. Aquatic features flow to the Haw River in the Cape Fear River basin. Latitude 36.083 Longitude - 79.384

Description of projects area and activity: This verification allows for 0.23 acres of permanent wetland impacts and 570 linear feet of stream channel impacts from fill for the construction of a double sided rail track. No single crossing exceeds 300 linear feet of stream channel impacts or 0.5 acres of wetland fill. Mitigation is required for this proposal.

Applicable Law:  Section 404 (Clean Water Act, 33 USC 1344)  
 Section 10 (Rivers and Harbors Act, 33 USC 403)

Authorization: Regional General Permit Number or Nationwide Permit Number: NWP 14 Linear Transportation Projects.

**SEE ATTACHED NATIONWIDE AND SPECIAL CONDITIONS.**

Your work is authorized by the above referenced permit provided it is accomplished in strict accordance with the attached conditions and your submitted application and attached information dated April 23, 2012. Any violation of the attached conditions or deviation from your submitted plans may subject the permittee to a stop work order, a restoration order and/or appropriate legal action.

This verification will remain valid until the expiration date identified below unless the nationwide authorization is modified, suspended or revoked. If, prior to the expiration date identified below, the nationwide permit authorization is reissued and/or modified, this verification will remain valid until the expiration date identified below, provided it complies with all requirements of the modified nationwide permit. If the nationwide permit authorization expires or is suspended, revoked, or is modified, such that the activity would no longer comply with the terms and conditions of the nationwide permit, activities which have commenced (i.e., are under construction) or are under contract to commence in reliance upon the nationwide permit, will remain authorized provided the activity is completed within twelve months of the date of the nationwide permit's expiration, modification or revocation, unless discretionary authority has been exercised on a case-by-case basis to modify, suspend or revoke the authorization.


Activities subject to Section 404 (as indicated above) may also require an individual Section 401 Water Quality Certification. You should contact the NC Division of Water Quality (telephone (919) 733-1786) to determine Section 401 requirements.

For activities occurring within the twenty coastal counties subject to regulation under the Coastal Area Management Act (CAMA), prior to beginning work you must contact the N.C. Division of Coastal Management .

This Department of the Army verification does not relieve the permittee of the responsibility to obtain any other required Federal, State or local approvals/permits.

If there are any questions regarding this verification, any of the conditions of the Permit, or the Corps of Engineers regulatory program, please contact James Lastinger at 919-554-4884 x32.

Corps Regulatory Official



Date: May 4, 2012

Expiration Date of Verification: May 4, 2014

The Wilmington District is committed to providing the highest level of support to the public. To help us ensure we continue to do so, please complete the attached customer Satisfaction Survey or visit <http://per2.nwp.usace.army.mil/survey.html> to complete the survey online.

Copy Furnished: See above

**R-3****Determination of Jurisdiction:**

- A.  Based on preliminary information, there appear to be waters of the US including wetlands within the above described project area. This preliminary determination is not an appealable action under the Regulatory Program Administrative Appeal Process ( Reference 33 CFR Part 331).
- B.  There are Navigable Waters of the United States within the above described project area subject to the permit requirements of Section 10 of the Rivers and Harbors Act and Section 404 of the Clean Water Act. Unless there is a change in the law or our published regulations, this determination may be relied upon for a period not to exceed five years from the date of this notification.
- C.  There are waters of the US and/or wetlands within the above described project area subject to the permit requirements of Section 404 of the Clean Water Act (CWA)(33 USC § 1344). Unless there is a change in the law or our published regulations, this determination may be relied upon for a period not to exceed five years from the date of this notification.
- D.  The jurisdictional areas within the above described project area have been identified under a previous action. Please reference jurisdictional determination issued \_\_\_\_\_, Action ID \_\_\_\_\_.

**Basis For Determination**

The site exhibits wetland criteria as defined in the 1987 Corps Wetland Delineation Manual and appropriate Regional Supplement, and streams exhibit an established OHWM.

**Remarks**

This jurisdictional determination is only for the waters/wetlands proposed for impacts associated with this Nationwide Permit and does not include any other waters/wetlands that may be located on the property.

**Attention USDA Program Participants**

This delineation/determination has been conducted to identify the limits of Corps' Clean Water Act jurisdiction for the particular site identified in this request. The delineation/determination may not be valid for the wetland conservation provisions of the Food Security Act of 1985. If you or your tenant are USDA Program participants, or anticipate participation in USDA programs, you should request a certified wetland determination from the local office of the Natural Resources Conservation Service, prior to starting work.

**F. Appeals Information (This information applies only to approved jurisdictional determinations as indicated in B and C above).**

This correspondence constitutes an approved jurisdictional determination for the above described site. If you object to this determination, you may request an administrative appeal under Corps regulations at 33 CFR Part 331. Enclosed you will find a Notification of Appeal Process (NAP) fact sheet and request for appeal (RFA) form. If you request to appeal this determination you must submit a completed RFA form to the following address:

US Army Corps of Engineers  
South Atlantic Division  
Attn: Jason Steele, Review Officer  
60 Forsyth Street SW, Room 10M15  
Atlanta, Georgia 30303-8801  
Phone: (404) 562-5137

In order for an RFA to be accepted by the Corps, the Corps must determine that it is complete, that it meets the criteria for appeal under 33 CFR part 331.5, and that it has been received by the Division Office within 60 days of the date of the NAP. Should you decide to submit an RFA form, it must be received at the above address by July 4, 2012.

\*\*It is not necessary to submit an RFA form to the Division Office if you do not object to the determination in this correspondence.\*\*

Corps Regulatory Official: \_\_\_\_\_

*James Loring*

Date: May 4, 2012

Expiration Date: May 4, 2014

**R-4****Special conditions:**

- \* 1. In order to compensate for impacts to 570 linear feet of stream and 0.23 acres of wetlands the permittee shall make payment to the North Carolina Ecosystem Enhancement Program (NCEEP) in the amount determined by the NCEEP, sufficient to perform the restoration of 1,140 linear feet of cold water stream and 0.46 acres of riparian, non-riverine type wetlands in the Cape Fear River Basin, Cataloging Unit 03030002. Construction within jurisdictional areas on the property shall begin only after the permittee has made full payment to the NCEEP and provided a copy of the payment documentation to the Corps, and the NCEEP has provided written confirmation to the Corps that it agrees to accept responsibility for the mitigation work required, in compliance with the NCEEP In-Lieu Fee Instrument, approved by the United States Army Corps of Engineers, Wilmington District on July, 28, 2010.

R-5

Copy furnished:

NOTIFICATION OF ADMINISTRATIVE APPEAL OPTIONS AND PROCESS AND REQUEST FOR APPEAL		
Applicant: <b>North Carolina Railroad Company</b>	File Number: <b>SAW-2005-21270</b>	Date: <b>May 4, 2012</b>
Attached is:	See Section below	
<input type="checkbox"/> INITIAL PROFFERED PERMIT (Standard Permit or Letter of permission)	A	
<input type="checkbox"/> PROFFERED PERMIT (Standard Permit or Letter of permission)	B	
<input type="checkbox"/> PERMIT DENIAL	C	
<input checked="" type="checkbox"/> APPROVED JURISDICTIONAL DETERMINATION	D	
<input type="checkbox"/> PRELIMINARY JURISDICTIONAL DETERMINATION	E	

**SECTION I -** The following identifies your rights and options regarding an administrative appeal of the above decision. Additional information may be found at <http://www.usace.army.mil/inet/functions/cw/ccwo/reg/corps-regulations-at-33-CFR-Part-33/>.

**A: INITIAL PROFFERED PERMIT:** You may accept or object to the permit.

- ACCEPT:** If you received a Standard Permit, you may sign the permit document and return it to the district engineer for final authorization. If you received a Letter of Permission (LOP), you may accept the LOP and your work is authorized. Your signature on the Standard Permit or acceptance of the LOP means that you accept the permit in its entirety, and waive all rights to appeal the permit, including its terms and conditions, and approved jurisdictional determinations associated with the permit.
- OBJECT:** If you object to the permit (Standard or LOP) because of certain terms and conditions therein, you may request that the permit be modified accordingly. You must complete Section II of this form and return the form to the district engineer. Your objections must be received by the district engineer within 60 days of the date of this notice, or you will forfeit your right to appeal the permit in the future. Upon receipt of your letter, the district engineer will evaluate your objections and may: (a) modify the permit to address all of your concerns, (b) modify the permit to address some of your objections, or (c) not modify the permit having determined that the permit should be issued as previously written. After evaluating your objections, the district engineer will send you a proffered permit for your reconsideration, as indicated in Section B below.

**B: PROFFERED PERMIT:** You may accept or appeal the permit

- ACCEPT:** If you received a Standard Permit, you may sign the permit document and return it to the district engineer for final authorization. If you received a Letter of Permission (LOP), you may accept the LOP and your work is authorized. Your signature on the Standard Permit or acceptance of the LOP means that you accept the permit in its entirety, and waive all rights to appeal the permit, including its terms and conditions, and approved jurisdictional determinations associated with the permit.
- APPEAL:** If you choose to decline the proffered permit (Standard or LOP) because of certain terms and conditions therein, you may appeal the declined permit under the Corps of Engineers Administrative Appeal Process by completing Section II of this form and sending the form to the division engineer. This form must be received by the division engineer within 60 days of the date of this notice.

**C: PERMIT DENIAL:** You may appeal the denial of a permit under the Corps of Engineers Administrative Appeal Process by completing Section II of this form and sending the form to the division engineer. This form must be received by the division engineer within 60 days of the date of this notice.

## R-6

**D: APPROVED JURISDICTIONAL DETERMINATION:** You may accept or appeal the approved JD or provide new information.

- **ACCEPT:** You do not need to notify the Corps to accept an approved JD. Failure to notify the Corps within 60 days of the date of this notice, means that you accept the approved JD in its entirety, and waive all rights to appeal the approved JD.
- **APPEAL:** If you disagree with the approved JD, you may appeal the approved JD under the Corps of Engineers Administrative Appeal Process by completing Section II of this form and sending the form to the district engineer. This form must be received by the division engineer within 60 days of the date of this notice.

**E: PRELIMINARY JURISDICTIONAL DETERMINATION:** You do not need to respond to the Corps regarding the preliminary JD. The Preliminary JD is not appealable. If you wish, you may request an approved JD (which may be appealed), by contacting the Corps district for further instruction. Also you may provide new information for further consideration by the Corps to reevaluate the JD.

### SECTION II - REQUEST FOR APPEAL or OBJECTIONS TO AN INITIAL PROFFERED PERMIT

**REASONS FOR APPEAL OR OBJECTIONS:** (Describe your reasons for appealing the decision or your objections to an initial proffered permit in clear concise statements. You may attach additional information to this form to clarify where your reasons or objections are addressed in the administrative record.)

**ADDITIONAL INFORMATION:** The appeal is limited to a review of the administrative record, the Corps memorandum for the record of the appeal conference or meeting, and any supplemental information that the review officer has determined is needed to clarify the administrative record. Neither the appellant nor the Corps may add new information or analyses to the record. However, you may provide additional information to clarify the location of information that is already in the administrative record.

### POINT OF CONTACT FOR QUESTIONS OR INFORMATION

If you have questions regarding this decision and/or the appeal process you may contact:

**District Engineer, Wilmington Regulatory Division,  
Raleigh Regulatory Field Office  
Attn: James Lastinger, Regulatory Specialist  
3331 Heritage Trade Dr., suite 105  
Wake Forest, NC 27587  
919-554-4884 ext 32**

If you only have questions regarding the appeal process you may also contact:

**Mr. Jason Steele, Administrative Appeal Review Officer  
CESAD-PDO  
U.S. Army Corps of Engineers, South Atlantic Division  
60 Forsyth Street, Room 10M15  
Atlanta, Georgia 30303-8801  
Phone: (404) 562-5137**

**RIGHT OF ENTRY:** Your signature below grants the right of entry to Corps of Engineers personnel, and any government consultants, to conduct investigations of the project site during the course of the appeal process. You will be provided a 15 day notice of any site investigation, and will have the opportunity to participate in all site investigations.

<p>_____</p> <p>Signature of appellant or agent.</p>	<p>Date:</p>	<p>Telephone number:</p>
--	--------------	--------------------------

**For appeals on Initial Proffered Permits send this form to:**

**District Engineer, Wilmington Regulatory Division, Raleigh Regulatory Field Office, Attn: Jean Gibby, Field Office Chief, 3331 Heritage Trade Dr., suite 105, Wake Forest, NC 27587**

**For Permit denials, Proffered Permits and approved Jurisdictional Determinations send this form to:**

**Division Engineer, Commander, U.S. Army Engineer Division, South Atlantic, Attn: Mr. Jason Steele, Administrative Appeal Officer, CESAD-PDO, 60 Forsyth Street, Room 10M15, Atlanta, Georgia 30303-8801  
Phone: (404) 562-5137**



**R-7**Action ID Number: SAW-2005-21270County: AlamancePermittee: North Carolina Railroad CompanyDate Permit Issued: May 4, 2012Project Manager: James Lastinger

\*Upon completion of the activity authorized by this permit and any mitigation required by the permit, sign this certification and return it to the following address:

**US ARMY CORPS OF ENGINEERS  
WILMINGTON DISTRICT  
Raleigh Regulatory Field Office  
Attn: James Lastinger, Regulatory Specialist  
3331 Heritage Trade Dr., suite 105  
Wake Forest, NC 27587**

Please note that your permitted activity is subject to a compliance inspection by a U. S. Army Corps of Engineers representative. If you fail to comply with this permit you are subject to permit suspension, modification, or revocation.

I hereby certify that the work authorized by the above referenced permit has been completed in accordance with the terms and condition of the said permit, and required mitigation was completed in accordance with the permit conditions.

---

**Signature of Permittee**

---

**Date**

**R-8**

**NATIONWIDE PERMIT 14  
DEPARTMENT OF THE ARMY  
CORPS OF ENGINEERS  
FINAL NOTICE OF ISSUANCE AND MODIFICATION OF NATIONWIDE PERMITS  
FEDERAL REGISTER  
AUTHORIZED MARCH 19, 2012**

**Linear Transportation Projects.** Activities required for the construction, expansion, modification, or improvement of linear transportation projects (e.g., roads, highways, railways, trails, airport runways, and taxiways) in waters of the United States. For linear transportation projects in non-tidal waters, the discharge cannot cause the loss of greater than 1/2-acre of waters of the United States. For linear transportation projects in tidal waters, the discharge cannot cause the loss of greater than 1/3-acre of waters of the United States. Any stream channel modification, including bank stabilization, is limited to the minimum necessary to construct or protect the linear transportation project; such modifications must be in the immediate vicinity of the project.

This NWP also authorizes temporary structures, fills, and work necessary to construct the linear transportation project. Appropriate measures must be taken to maintain normal downstream flows and minimize flooding to the maximum extent practicable, when temporary structures, work, and discharges, including cofferdams, are necessary for construction activities, access fills, or dewatering of construction sites. Temporary fills must consist of materials, and be placed in a manner, that will not be eroded by expected high flows. Temporary fills must be removed in their entirety and the affected areas returned to pre-construction elevations. The areas affected by temporary fills must be revegetated, as appropriate.

This NWP cannot be used to authorize non-linear features commonly associated with transportation projects, such as vehicle maintenance or storage buildings, parking lots, train stations, or aircraft hangars.

\* **Notification:** The permittee must submit a pre-construction notification to the district engineer prior to commencing the activity if: (1) the loss of waters of the United States exceeds 1/10-acre; or (2) there is a discharge in a special aquatic site, including wetlands. (See general condition 31.) (Sections 10 and 404)

**Note:** Some discharges for the construction of farm roads or forest roads, or temporary roads for moving mining equipment, may qualify for an exemption under Section 404(f) of the Clean Water Act (see 33 CFR 323.4).

## R-9

### NATIONWIDE PERMIT CONDITIONS

The following General Conditions must be followed in order for any authorization by a NWP to be valid:

1. Navigation. (a) No activity may cause more than a minimal adverse effect on navigation.  
(b) Any safety lights and signals prescribed by the U.S. Coast Guard, through regulations or otherwise, must be installed and maintained at the permittee's expense on authorized facilities in navigable waters of the United States.  
(c) The permittee understands and agrees that, if future operations by the United States require the removal, relocation, or other alteration, of the structure or work herein authorized, or if, in the opinion of the Secretary of the Army or his authorized representative, said structure or work shall cause unreasonable obstruction to the free navigation of the navigable waters, the permittee will be required, upon due notice from the Corps of Engineers, to remove, relocate, or alter the structural work or obstructions caused thereby, without expense to the United States. No claim shall be made against the United States on account of any such removal or alteration.
2. Aquatic Life Movements. No activity may substantially disrupt the necessary life cycle movements of those species of aquatic life indigenous to the waterbody, including those species that normally migrate through the area, unless the activity's primary purpose is to impound water. All permanent and temporary crossings of waterbodies shall be suitably culverted, bridged, or otherwise designed and constructed to maintain low flows to sustain the movement of those aquatic species.
3. Spawning Areas. Activities in spawning areas during spawning seasons must be avoided to the maximum extent practicable. Activities that result in the physical destruction (e.g., through excavation, fill, or downstream smothering by substantial turbidity) of an important spawning area are not authorized.
4. Migratory Bird Breeding Areas. Activities in waters of the United States that serve as breeding areas for migratory birds must be avoided to the maximum extent practicable.
5. Shellfish Beds. No activity may occur in areas of concentrated shellfish populations, unless the activity is directly related to a shellfish harvesting activity authorized by NWPs 4 and 48, or is a shellfish seeding or habitat restoration activity authorized by NWP 27.
6. Suitable Material. No activity may use unsuitable material (e.g., trash, debris, car bodies, asphalt, etc.). Material used for construction or discharged must be free from toxic pollutants in toxic amounts (see Section 307 of the Clean Water Act).
7. Water Supply Intakes. No activity may occur in the proximity of a public water supply intake, except where the activity is for the repair or improvement of public water supply intake structures or adjacent bank stabilization.

## R-10

8. Adverse Effects From Impoundments. If the activity creates an impoundment of water, adverse effects to the aquatic system due to accelerating the passage of water, and/or restricting its flow must be minimized to the maximum extent practicable.

9. Management of Water Flows. To the maximum extent practicable, the pre-construction course, condition, capacity, and location of open waters must be maintained for each activity, including stream channelization and storm water management activities, except as provided below. The activity must be constructed to withstand expected high flows. The activity must not restrict or impede the passage of normal or high flows, unless the primary purpose of the activity is to impound water or manage high flows. The activity may alter the pre-construction course, condition, capacity, and location of open waters if it benefits the aquatic environment (e.g., stream restoration or relocation activities).

10. Fills Within 100-Year Floodplains. The activity must comply with applicable FEMA-approved state or local floodplain management requirements.

11. Equipment. Heavy equipment working in wetlands or mudflats must be placed on mats, or other measures must be taken to minimize soil disturbance.

12. Soil Erosion and Sediment Controls. Appropriate soil erosion and sediment controls must be used and maintained in effective operating condition during construction, and all exposed soil and other fills, as well as any work below the ordinary high water mark or high tide line, must be permanently stabilized at the earliest practicable date. Permittees are encouraged to perform work within waters of the United States during periods of low-flow or no-flow.

13. Removal of Temporary Fills. Temporary fills must be removed in their entirety and the affected areas returned to pre-construction elevations. The affected areas must be revegetated, as appropriate.

14. Proper Maintenance. Any authorized structure or fill shall be properly maintained, including maintenance to ensure public safety and compliance with applicable NWP general conditions, as well as any activity-specific conditions added by the district engineer to an NWP authorization.

15. Single and Complete Project. The activity must be a single and complete project. The same NWP cannot be used more than once for the same single and complete project.

16. Wild and Scenic Rivers. No activity may occur in a component of the National Wild and Scenic River System, or in a river officially designated by Congress as a "study river" for possible inclusion in the system while the river is in an official study status, unless the appropriate Federal agency with direct management responsibility for such river, has determined in writing that the proposed activity will not adversely affect the Wild and Scenic River designation or study status. Information on Wild and Scenic Rivers may be obtained from the appropriate Federal land management agency responsible for the designated Wild and Scenic River or study river (e.g., National Park Service, U.S. Forest Service, Bureau of Land Management, U.S. Fish and Wildlife Service).

## R-11

17. Tribal Rights. No activity or its operation may impair reserved tribal rights, including, but not limited to, reserved water rights and treaty fishing and hunting rights.

18. Endangered Species. (a) No activity is authorized under any NWP which is likely to directly or indirectly jeopardize the continued existence of a threatened or endangered species or a species proposed for such designation, as identified under the Federal Endangered Species Act (ESA), or which will directly or indirectly destroy or adversely modify the critical habitat of such species. No activity is authorized under any NWP which “may affect” a listed species or critical habitat, unless Section 7 consultation addressing the effects of the proposed activity has been completed.

(b) Federal agencies should follow their own procedures for complying with the requirements of the ESA. Federal permittees must provide the district engineer with the appropriate documentation to demonstrate compliance with those requirements. The district engineer will review the documentation and determine whether it is sufficient to address ESA compliance for the NWP activity, or whether additional ESA consultation is necessary.

\* (c) Non-federal permittees must submit a pre-construction notification to the district engineer if any listed species or designated critical habitat might be affected or is in the vicinity of the project, or if the project is located in designated critical habitat, and shall not begin work on the activity until notified by the district engineer that the requirements of the ESA have been satisfied and that the activity is authorized. For activities that might affect Federally-listed endangered or threatened species or designated critical habitat, the pre-construction notification must include the name(s) of the endangered or threatened species that might be affected by the proposed work or that utilize the designated critical habitat that might be affected by the proposed work. The district engineer will determine whether the proposed activity “may affect” or will have “no effect” to listed species and designated critical habitat and will notify the non-Federal applicant of the Corps’ determination within 45 days of receipt of a complete pre-construction notification. In cases where the non-Federal applicant has identified listed species or critical habitat that might be affected or is in the vicinity of the project, and has so notified the Corps, the applicant shall not begin work until the Corps has provided notification the proposed activities will have “no effect” on listed species or critical habitat, or until Section 7 consultation has been completed. If the non-Federal applicant has not heard back from the Corps within 45 days, the applicant must still wait for notification from the Corps.

(d) As a result of formal or informal consultation with the FWS or NMFS the district engineer may add species-specific regional endangered species conditions to the NWPs.

(e) Authorization of an activity by a NWP does not authorize the “take” of a threatened or endangered species as defined under the ESA. In the absence of separate authorization (e.g., an ESA Section 10 Permit, a Biological Opinion with “incidental take” provisions, etc.) from the U.S. FWS or the NMFS, The Endangered Species Act prohibits any person subject to the jurisdiction of the United States to take a listed species, where “take” means to harass, harm, pursue, hunt, shoot, wound, kill, trap, capture, or collect, or to attempt to engage in any such conduct. The word “harm” in the definition of “take” means an act which actually kills or injures wildlife. Such an act may include significant habitat modification or degradation where it actually kills or injures wildlife by significantly impairing essential behavioral patterns, including breeding, feeding or sheltering.

## R-12

(f) Information on the location of threatened and endangered species and their critical habitat can be obtained directly from the offices of the U.S. FWS and NMFS or their world wide web pages at <http://www.fws.gov/> or <http://www.fws.gov/ipac> and <http://www.noaa.gov/fisheries.html> respectively.

19. Migratory Birds and Bald and Golden Eagles. The permittee is responsible for obtaining any “take” permits required under the U.S. Fish and Wildlife Service’s regulations governing compliance with the Migratory Bird Treaty Act or the Bald and Golden Eagle Protection Act. The permittee should contact the appropriate local office of the U.S. Fish and Wildlife Service to determine if such “take” permits are required for a particular activity.

20. Historic Properties. (a) In cases where the district engineer determines that the activity may affect properties listed, or eligible for listing, in the National Register of Historic Places, the activity is not authorized, until the requirements of Section 106 of the National Historic Preservation Act (NHPA) have been satisfied.

(b) Federal permittees should follow their own procedures for complying with the requirements of Section 106 of the National Historic Preservation Act. Federal permittees must provide the district engineer with the appropriate documentation to demonstrate compliance with those requirements. The district engineer will review the documentation and determine whether it is sufficient to address section 106 compliance for the NWP activity, or whether additional section 106 consultation is necessary.

\* (c) Non-federal permittees must submit a pre-construction notification to the district engineer if the authorized activity may have the potential to cause effects to any historic properties listed on, determined to be eligible for listing on, or potentially eligible for listing on the National Register of Historic Places, including previously unidentified properties. For such activities, the pre-construction notification must state which historic properties may be affected by the proposed work or include a vicinity map indicating the location of the historic properties or the potential for the presence of historic properties. Assistance regarding information on the location of or potential for the presence of historic resources can be sought from the State Historic Preservation Officer or Tribal Historic Preservation Officer, as appropriate, and the National Register of Historic Places (see 33 CFR 330.4(g)). When reviewing pre-construction notifications, district engineers will comply with the current procedures for addressing the requirements of Section 106 of the National Historic Preservation Act. The district engineer shall make a reasonable and good faith effort to carry out appropriate identification efforts, which may include background research, consultation, oral history interviews, sample field investigation, and field survey. Based on the information submitted and these efforts, the district engineer shall determine whether the proposed activity has the potential to cause an effect on the historic properties. Where the non-Federal applicant has identified historic properties on which the activity may have the potential to cause effects and so notified the Corps, the non-Federal applicant shall not begin the activity until notified by the district engineer either that the activity has no potential to cause effects or that consultation under Section 106 of the NHPA has been completed.

(d) The district engineer will notify the prospective permittee within 45 days of receipt of a complete pre-construction notification whether NHPA Section 106 consultation is required. Section 106 consultation is not required when the Corps determines that the activity does not have the potential to cause effects on historic properties (see 36 CFR §800.3(a)). If NHPA

## R-13

section 106 consultation is required and will occur, the district engineer will notify the non-Federal applicant that he or she cannot begin work until Section 106 consultation is completed. If the non-Federal applicant has not heard back from the Corps within 45 days, the applicant must still wait for notification from the Corps.

(e) Prospective permittees should be aware that section 110k of the NHPA (16 U.S.C. 470h-2(k)) prevents the Corps from granting a permit or other assistance to an applicant who, with intent to avoid the requirements of Section 106 of the NHPA, has intentionally significantly adversely affected a historic property to which the permit would relate, or having legal power to prevent it, allowed such significant adverse effect to occur, unless the Corps, after consultation with the Advisory Council on Historic Preservation (ACHP), determines that circumstances justify granting such assistance despite the adverse effect created or permitted by the applicant. If circumstances justify granting the assistance, the Corps is required to notify the ACHP and provide documentation specifying the circumstances, the degree of damage to the integrity of any historic properties affected, and proposed mitigation. This documentation must include any views obtained from the applicant, SHPO/THPO, appropriate Indian tribes if the undertaking occurs on or affects historic properties on tribal lands or affects properties of interest to those tribes, and other parties known to have a legitimate interest in the impacts to the permitted activity on historic properties.

21. Discovery of Previously Unknown Remains and Artifacts. If you discover any previously unknown historic, cultural or archeological remains and artifacts while accomplishing the activity authorized by this permit, you must immediately notify the district engineer of what you have found, and to the maximum extent practicable, avoid construction activities that may affect the remains and artifacts until the required coordination has been completed. The district engineer will initiate the Federal, Tribal and state coordination required to determine if the items or remains warrant a recovery effort or if the site is eligible for listing in the National Register of Historic Places.

22. Designated Critical Resource Waters. Critical resource waters include, NOAA-managed marine sanctuaries and marine monuments, and National Estuarine Research Reserves. The district engineer may designate, after notice and opportunity for public comment, additional waters officially designated by a state as having particular environmental or ecological significance, such as outstanding national resource waters or state natural heritage sites. The district engineer may also designate additional critical resource waters after notice and opportunity for public comment.

(a) Discharges of dredged or fill material into waters of the United States are not authorized by NWP 7, 12, 14, 16, 17, 21, 29, 31, 35, 39, 40, 42, 43, 44, 49, 50, 51, and 52 for any activity within, or directly affecting, critical resource waters, including wetlands adjacent to such waters.

(b) For NWPs 3, 8, 10, 13, 15, 18, 19, 22, 23, 25, 27, 28, 30, 33, 34, 36, 37, and 38, notification is required in accordance with general condition 31, for any activity proposed in the designated critical resource waters including wetlands adjacent to those waters. The district engineer may authorize activities under these NWPs only after it is determined that the impacts to the critical resource waters will be no more than minimal.

## R-14

23. Mitigation. The district engineer will consider the following factors when determining appropriate and practicable mitigation necessary to ensure that adverse effects on the aquatic environment are minimal:

(a) The activity must be designed and constructed to avoid and minimize adverse effects, both temporary and permanent, to waters of the United States to the maximum extent practicable at the project site (i.e., on site).

(b) Mitigation in all its forms (avoiding, minimizing, rectifying, reducing, or compensating for resource losses) will be required to the extent necessary to ensure that the adverse effects to the aquatic environment are minimal.

(c) Compensatory mitigation at a minimum one-for-one ratio will be required for all wetland losses that exceed 1/10-acre and require pre-construction notification, unless the district engineer determines in writing that either some other form of mitigation would be more environmentally appropriate or the adverse effects of the proposed activity are minimal, and provides a project-specific waiver of this requirement. For wetland losses of 1/10-acre or less that require pre-construction notification, the district engineer may determine on a case-by-case basis that compensatory mitigation is required to ensure that the activity results in minimal adverse effects on the aquatic environment. Compensatory mitigation projects provided to offset losses of aquatic resources must comply with the applicable provisions of 33 CFR part 332.

(1) The prospective permittee is responsible for proposing an appropriate compensatory mitigation option if compensatory mitigation is necessary to ensure that the activity results in minimal adverse effects on the aquatic environment.

(2) Since the likelihood of success is greater and the impacts to potentially valuable uplands are reduced, wetland restoration should be the first compensatory mitigation option considered.

(3) If permittee-responsible mitigation is the proposed option, the prospective permittee is responsible for submitting a mitigation plan. A conceptual or detailed mitigation plan may be used by the district engineer to make the decision on the NWP verification request, but a final mitigation plan that addresses the applicable requirements of 33 CFR 332.4(c)(2) – (14) must be approved by the district engineer before the permittee begins work in waters of the United States, unless the district engineer determines that prior approval of the final mitigation plan is not practicable or not necessary to ensure timely completion of the required compensatory mitigation (see 33 CFR 332.3(k)(3)).

(4) If mitigation bank or in-lieu fee program credits are the proposed option, the mitigation plan only needs to address the baseline conditions at the impact site and the number of credits to be provided.

(5) Compensatory mitigation requirements (e.g., resource type and amount to be provided as compensatory mitigation, site protection, ecological performance standards, monitoring requirements) may be addressed through conditions added to the NWP authorization, instead of components of a compensatory mitigation plan.

(d) For losses of streams or other open waters that require pre-construction notification, the district engineer may require compensatory mitigation, such as stream rehabilitation, enhancement, or preservation, to ensure that the activity results in minimal adverse effects on the aquatic environment.

(e) Compensatory mitigation will not be used to increase the acreage losses allowed by the acreage limits of the NWPs. For example, if an NWP has an acreage limit of 1/2-acre, it cannot be used to authorize any project resulting in the loss of greater than 1/2-acre of waters of



## R-15

the United States, even if compensatory mitigation is provided that replaces or restores some of the lost waters. However, compensatory mitigation can and should be used, as necessary, to ensure that a project already meeting the established acreage limits also satisfies the minimal impact requirement associated with the NWP.

(f) Compensatory mitigation plans for projects in or near streams or other open waters will normally include a requirement for the restoration or establishment, maintenance, and legal protection (e.g., conservation easements) of riparian areas next to open waters. In some cases, riparian areas may be the only compensatory mitigation required. Riparian areas should consist of native species. The width of the required riparian area will address documented water quality or aquatic habitat loss concerns. Normally, the riparian area will be 25 to 50 feet wide on each side of the stream, but the district engineer may require slightly wider riparian areas to address documented water quality or habitat loss concerns. If it is not possible to establish a riparian area on both sides of a stream, or if the waterbody is a lake or coastal waters, then restoring or establishing a riparian area along a single bank or shoreline may be sufficient. Where both wetlands and open waters exist on the project site, the district engineer will determine the appropriate compensatory mitigation (e.g., riparian areas and/or wetlands compensation) based on what is best for the aquatic environment on a watershed basis. In cases where riparian areas are determined to be the most appropriate form of compensatory mitigation, the district engineer may waive or reduce the requirement to provide wetland compensatory mitigation for wetland losses.

(g) Permittees may propose the use of mitigation banks, in-lieu fee programs, or separate permittee-responsible mitigation. For activities resulting in the loss of marine or estuarine resources, permittee-responsible compensatory mitigation may be environmentally preferable if there are no mitigation banks or in-lieu fee programs in the area that have marine or estuarine credits available for sale or transfer to the permittee. For permittee-responsible mitigation, the special conditions of the NWP verification must clearly indicate the party or parties responsible for the implementation and performance of the compensatory mitigation project, and, if required, its long-term management.

(h) Where certain functions and services of waters of the United States are permanently adversely affected, such as the conversion of a forested or scrub-shrub wetland to a herbaceous wetland in a permanently maintained utility line right-of-way, mitigation may be required to reduce the adverse effects of the project to the minimal level.

24. Safety of Impoundment Structures. To ensure that all impoundment structures are safely designed, the district engineer may require non-Federal applicants to demonstrate that the structures comply with established state dam safety criteria or have been designed by qualified persons. The district engineer may also require documentation that the design has been independently reviewed by similarly qualified persons, and appropriate modifications made to ensure safety.

25. Water Quality. Where States and authorized Tribes, or EPA where applicable, have not previously certified compliance of an NWP with CWA Section 401, individual 401 Water Quality Certification must be obtained or waived (see 33 CFR 330.4(c)). The district engineer or State or Tribe may require additional water quality management measures to ensure that the authorized activity does not result in more than minimal degradation of water quality.

## R-16

26. Coastal Zone Management. In coastal states where an NWP has not previously received a state coastal zone management consistency concurrence, an individual state coastal zone management consistency concurrence must be obtained, or a presumption of concurrence must occur (see 33 CFR 330.4(d)). The district engineer or a State may require additional measures to ensure that the authorized activity is consistent with state coastal zone management requirements.

27. Regional and Case-By-Case Conditions. The activity must comply with any regional conditions that may have been added by the Division Engineer (see 33 CFR 330.4(e)) and with any case specific conditions added by the Corps or by the state, Indian Tribe, or U.S. EPA in its section 401 Water Quality Certification, or by the state in its Coastal Zone Management Act consistency determination.

28. Use of Multiple Nationwide Permits. The use of more than one NWP for a single and complete project is prohibited, except when the acreage loss of waters of the United States authorized by the NWPs does not exceed the acreage limit of the NWP with the highest specified acreage limit. For example, if a road crossing over tidal waters is constructed under NWP 14, with associated bank stabilization authorized by NWP 13, the maximum acreage loss of waters of the United States for the total project cannot exceed 1/3-acre.

29. Transfer of Nationwide Permit Verifications. If the permittee sells the property associated with a nationwide permit verification, the permittee may transfer the nationwide permit verification to the new owner by submitting a letter to the appropriate Corps district office to validate the transfer. A copy of the nationwide permit verification must be attached to the letter, and the letter must contain the following statement and signature:

“When the structures or work authorized by this nationwide permit are still in existence at the time the property is transferred, the terms and conditions of this nationwide permit, including any special conditions, will continue to be binding on the new owner(s) of the property. To validate the transfer of this nationwide permit and the associated liabilities associated with compliance with its terms and conditions, have the transferee sign and date below.”

\_\_\_\_\_  
(Transferee)

\_\_\_\_\_  
(Date)

- \* 30. Compliance Certification. Each permittee who receives an NWP verification letter from the Corps must provide a signed certification documenting completion of the authorized activity and any required compensatory mitigation. The success of any required permittee-responsible mitigation, including the achievement of ecological performance standards, will be addressed separately by the district engineer. The Corps will provide the permittee the certification document with the NWP verification letter. The certification document will include:

## R-17

- (a) A statement that the authorized work was done in accordance with the NWP authorization, including any general, regional, or activity-specific conditions;
- (b) A statement that the implementation of any required compensatory mitigation was completed in accordance with the permit conditions. If credits from a mitigation bank or in-lieu fee program are used to satisfy the compensatory mitigation requirements, the certification must include the documentation required by 33 CFR 332.3(l)(3) to confirm that the permittee secured the appropriate number and resource type of credits; and
- (c) The signature of the permittee certifying the completion of the work and mitigation.

\* 31. Pre-Construction Notification. (a) Timing. Where required by the terms of the NWP, the prospective permittee must notify the district engineer by submitting a pre-construction notification (PCN) as early as possible. The district engineer must determine if the PCN is complete within 30 calendar days of the date of receipt and, if the PCN is determined to be incomplete, notify the prospective permittee within that 30 day period to request the additional information necessary to make the PCN complete. The request must specify the information needed to make the PCN complete. As a general rule, district engineers will request additional information necessary to make the PCN complete only once. However, if the prospective permittee does not provide all of the requested information, then the district engineer will notify the prospective permittee that the PCN is still incomplete and the PCN review process will not commence until all of the requested information has been received by the district engineer. The prospective permittee shall not begin the activity until either:

- (1) He or she is notified in writing by the district engineer that the activity may proceed under the NWP with any special conditions imposed by the district or division engineer; or
- (2) 45 calendar days have passed from the district engineer's receipt of the complete PCN and the prospective permittee has not received written notice from the district or division engineer. However, if the permittee was required to notify the Corps pursuant to general condition 18 that listed species or critical habitat might be affected or in the vicinity of the project, or to notify the Corps pursuant to general condition 20 that the activity may have the potential to cause effects to historic properties, the permittee cannot begin the activity until receiving written notification from the Corps that there is "no effect" on listed species or "no potential to cause effects" on historic properties, or that any consultation required under Section 7 of the Endangered Species Act (see 33 CFR 330.4(f)) and/or Section 106 of the National Historic Preservation (see 33 CFR 330.4(g)) has been completed. Also, work cannot begin under NWPs 21, 49, or 50 until the permittee has received written approval from the Corps. If the proposed activity requires a written waiver to exceed specified limits of an NWP, the permittee may not begin the activity until the district engineer issues the waiver. If the district or division engineer notifies the permittee in writing that an individual permit is required within 45 calendar days of receipt of a complete PCN, the permittee cannot begin the activity until an individual permit has been obtained. Subsequently, the permittee's right to proceed under the NWP may be modified, suspended, or revoked only in accordance with the procedure set forth in 33 CFR 330.5(d)(2).

(b) Contents of Pre-Construction Notification: The PCN must be in writing and include the following information:

- (1) Name, address and telephone numbers of the prospective permittee;
- (2) Location of the proposed project;

## R-18

(3) A description of the proposed project; the project's purpose; direct and indirect adverse environmental effects the project would cause, including the anticipated amount of loss of water of the United States expected to result from the NWP activity, in acres, linear feet, or other appropriate unit of measure; any other NWP(s), regional general permit(s), or individual permit(s) used or intended to be used to authorize any part of the proposed project or any related activity. The description should be sufficiently detailed to allow the district engineer to determine that the adverse effects of the project will be minimal and to determine the need for compensatory mitigation. Sketches should be provided when necessary to show that the activity complies with the terms of the NWP. (Sketches usually clarify the project and when provided results in a quicker decision. Sketches should contain sufficient detail to provide an illustrative description of the proposed activity (e.g., a conceptual plan), but do not need to be detailed engineering plans);

(4) The PCN must include a delineation of wetlands, other special aquatic sites, and other waters, such as lakes and ponds, and perennial, intermittent, and ephemeral streams, on the project site. Wetland delineations must be prepared in accordance with the current method required by the Corps. The permittee may ask the Corps to delineate the special aquatic sites and other waters on the project site, but there may be a delay if the Corps does the delineation, especially if the project site is large or contains many waters of the United States. Furthermore, the 45 day period will not start until the delineation has been submitted to or completed by the Corps, as appropriate;

(5) If the proposed activity will result in the loss of greater than 1/10-acre of wetlands and a PCN is required, the prospective permittee must submit a statement describing how the mitigation requirement will be satisfied, or explaining why the adverse effects are minimal and why compensatory mitigation should not be required. As an alternative, the prospective permittee may submit a conceptual or detailed mitigation plan.

(6) If any listed species or designated critical habitat might be affected or is in the vicinity of the project, or if the project is located in designated critical habitat, for non-Federal applicants the PCN must include the name(s) of those endangered or threatened species that might be affected by the proposed work or utilize the designated critical habitat that may be affected by the proposed work. Federal applicants must provide documentation demonstrating compliance with the Endangered Species Act; and

(7) For an activity that may affect a historic property listed on, determined to be eligible for listing on, or potentially eligible for listing on, the National Register of Historic Places, for non-Federal applicants the PCN must state which historic property may be affected by the proposed work or include a vicinity map indicating the location of the historic property. Federal applicants must provide documentation demonstrating compliance with Section 106 of the National Historic Preservation Act.

(c) Form of Pre-Construction Notification: The standard individual permit application form (Form ENG 4345) may be used, but the completed application form must clearly indicate that it is a PCN and must include all of the information required in paragraphs (b)(1) through (7) of this general condition. A letter containing the required information may also be used.

(d) Agency Coordination: (1) The district engineer will consider any comments from Federal and state agencies concerning the proposed activity's compliance with the terms and conditions of the NWPs and the need for mitigation to reduce the project's adverse environmental effects to a minimal level.

## R-19

(2) For all NWP activities that require pre-construction notification and result in the loss of greater than 1/2-acre of waters of the United States, for NWP 21, 29, 39, 40, 42, 43, 44, 50, 51, and 52 activities that require pre-construction notification and will result in the loss of greater than 300 linear feet of intermittent and ephemeral stream bed, and for all NWP 48 activities that require pre-construction notification, the district engineer will immediately provide (e.g., via e-mail, facsimile transmission, overnight mail, or other expeditious manner) a copy of the complete PCN to the appropriate Federal or state offices (U.S. FWS, state natural resource or water quality agency, EPA, State Historic Preservation Officer (SHPO) or Tribal Historic Preservation Office (THPO), and, if appropriate, the NMFS). With the exception of NWP 37, these agencies will have 10 calendar days from the date the material is transmitted to telephone or fax the district engineer notice that they intend to provide substantive, site-specific comments. The comments must explain why the agency believes the adverse effects will be more than minimal. If so contacted by an agency, the district engineer will wait an additional 15 calendar days before making a decision on the pre-construction notification. The district engineer will fully consider agency comments received within the specified time frame concerning the proposed activity's compliance with the terms and conditions of the NWPs, including the need for mitigation to ensure the net adverse environmental effects to the aquatic environment of the proposed activity are minimal. The district engineer will provide no response to the resource agency, except as provided below. The district engineer will indicate in the administrative record associated with each pre-construction notification that the resource agencies' concerns were considered. For NWP 37, the emergency watershed protection and rehabilitation activity may proceed immediately in cases where there is an unacceptable hazard to life or a significant loss of property or economic hardship will occur. The district engineer will consider any comments received to decide whether the NWP 37 authorization should be modified, suspended, or revoked in accordance with the procedures at 33 CFR 330.5.

(3) In cases of where the prospective permittee is not a Federal agency, the district engineer will provide a response to NMFS within 30 calendar days of receipt of any Essential Fish Habitat conservation recommendations, as required by Section 305(b)(4)(B) of the Magnuson-Stevens Fishery Conservation and Management Act.

(4) Applicants are encouraged to provide the Corps with either electronic files or multiple copies of pre-construction notifications to expedite agency coordination.

### D. District Engineer's Decision

1. In reviewing the PCN for the proposed activity, the district engineer will determine whether the activity authorized by the NWP will result in more than minimal individual or cumulative adverse environmental effects or may be contrary to the public interest. For a linear project, this determination will include an evaluation of the individual crossings to determine whether they individually satisfy the terms and conditions of the NWP(s), as well as the cumulative effects caused by all of the crossings authorized by NWP. If an applicant requests a waiver of the 300 linear foot limit on impacts to intermittent or ephemeral streams or of an otherwise applicable limit, as provided for in NWPs 13, 21, 29, 36, 39, 40, 42, 43, 44, 50, 51 or 52, the district engineer will only grant the waiver upon a written determination that the NWP activity will result in minimal adverse effects. When making minimal effects determinations the district engineer will consider the direct and indirect effects caused by the NWP activity. The district engineer will also consider site specific factors, such as the environmental setting in the

## R-20

vicinity of the NWP activity, the type of resource that will be affected by the NWP activity, the functions provided by the aquatic resources that will be affected by the NWP activity, the degree or magnitude to which the aquatic resources perform those functions, the extent that aquatic resource functions will be lost as a result of the NWP activity (e.g., partial or complete loss), the duration of the adverse effects (temporary or permanent), the importance of the aquatic resource functions to the region (e.g., watershed or ecoregion), and mitigation required by the district engineer. If an appropriate functional assessment method is available and practicable to use, that assessment method may be used by the district engineer to assist in the minimal adverse effects determination. The district engineer may add case-specific special conditions to the NWP authorization to address site-specific environmental concerns.

2. If the proposed activity requires a PCN and will result in a loss of greater than 1/10-acre of wetlands, the prospective permittee should submit a mitigation proposal with the PCN. Applicants may also propose compensatory mitigation for projects with smaller impacts. The district engineer will consider any proposed compensatory mitigation the applicant has included in the proposal in determining whether the net adverse environmental effects to the aquatic environment of the proposed activity are minimal. The compensatory mitigation proposal may be either conceptual or detailed. If the district engineer determines that the activity complies with the terms and conditions of the NWP and that the adverse effects on the aquatic environment are minimal, after considering mitigation, the district engineer will notify the permittee and include any activity-specific conditions in the NWP verification the district engineer deems necessary. Conditions for compensatory mitigation requirements must comply with the appropriate provisions at 33 CFR 332.3(k). The district engineer must approve the final mitigation plan before the permittee commences work in waters of the United States, unless the district engineer determines that prior approval of the final mitigation plan is not practicable or not necessary to ensure timely completion of the required compensatory mitigation. If the prospective permittee elects to submit a compensatory mitigation plan with the PCN, the district engineer will expeditiously review the proposed compensatory mitigation plan. The district engineer must review the proposed compensatory mitigation plan within 45 calendar days of receiving a complete PCN and determine whether the proposed mitigation would ensure no more than minimal adverse effects on the aquatic environment. If the net adverse effects of the project on the aquatic environment (after consideration of the compensatory mitigation proposal) are determined by the district engineer to be minimal, the district engineer will provide a timely written response to the applicant. The response will state that the project can proceed under the terms and conditions of the NWP, including any activity-specific conditions added to the NWP authorization by the district engineer.

3. If the district engineer determines that the adverse effects of the proposed work are more than minimal, then the district engineer will notify the applicant either: (a) That the project does not qualify for authorization under the NWP and instruct the applicant on the procedures to seek authorization under an individual permit; (b) that the project is authorized under the NWP subject to the applicant's submission of a mitigation plan that would reduce the adverse effects on the aquatic environment to the minimal level; or (c) that the project is authorized under the NWP with specific modifications or conditions. Where the district engineer determines that mitigation is required to ensure no more than minimal adverse effects occur to the aquatic environment, the activity will be authorized within the 45-day PCN period, with activity-specific

## R-21

conditions that state the mitigation requirements. The authorization will include the necessary conceptual or detailed mitigation or a requirement that the applicant submit a mitigation plan that would reduce the adverse effects on the aquatic environment to the minimal level. When mitigation is required, no work in waters of the United States may occur until the district engineer has approved a specific mitigation plan or has determined that prior approval of a final mitigation plan is not practicable or not necessary to ensure timely completion of the required compensatory mitigation.

### **FURTHER INFORMATION**

1. District Engineers have authority to determine if an activity complies with the terms and conditions of an NWP.
2. NWPs do not obviate the need to obtain other federal, state, or local permits, approvals, or authorizations required by law.
3. NWPs do not grant any property rights or exclusive privileges.
4. NWPs do not authorize any injury to the property or rights of others.
5. NWPs do not authorize interference with any existing or proposed Federal project.

### **DEFINITIONS**

**Best management practices (BMPs):** Policies, practices, procedures, or structures implemented to mitigate the adverse environmental effects on surface water quality resulting from development. BMPs are categorized as structural or non-structural.

**Compensatory mitigation:** The restoration (re-establishment or rehabilitation), establishment (creation), enhancement, and/or in certain circumstances preservation of aquatic resources for the purposes of offsetting unavoidable adverse impacts which remain after all appropriate and practicable avoidance and minimization has been achieved.

**Currently serviceable:** Useable as is or with some maintenance, but not so degraded as to essentially require reconstruction.

**Direct effects:** Effects that are caused by the activity and occur at the same time and place.

**Discharge:** The term “discharge” means any discharge of dredged or fill material.

**Enhancement:** The manipulation of the physical, chemical, or biological characteristics of an aquatic resource to heighten, intensify, or improve a specific aquatic resource function(s). Enhancement results in the gain of selected aquatic resource function(s), but may also lead to a decline in other aquatic resource function(s). Enhancement does not result in a gain in aquatic resource area.

**Ephemeral stream:** An ephemeral stream has flowing water only during, and for a short duration after, precipitation events in a typical year. Ephemeral stream beds are located above the water table year-round. Groundwater is not a source of water for the stream. Runoff from rainfall is the primary source of water for stream flow.

**Establishment (creation):** The manipulation of the physical, chemical, or biological characteristics present to develop an aquatic resource that did not previously exist at an upland site. Establishment results in a gain in aquatic resource area.

**High Tide Line:** The line of intersection of the land with the water’s surface at the maximum height reached by a rising tide. The high tide line may be determined, in the absence

## R-22

of actual data, by a line of oil or scum along shore objects, a more or less continuous deposit of fine shell or debris on the foreshore or berm, other physical markings or characteristics, vegetation lines, tidal gages, or other suitable means that delineate the general height reached by a rising tide. The line encompasses spring high tides and other high tides that occur with periodic frequency but does not include storm surges in which there is a departure from the normal or predicted reach of the tide due to the piling up of water against a coast by strong winds such as those accompanying a hurricane or other intense storm.

**Historic Property:** Any prehistoric or historic district, site (including archaeological site), building, structure, or other object included in, or eligible for inclusion in, the National Register of Historic Places maintained by the Secretary of the Interior. This term includes artifacts, records, and remains that are related to and located within such properties. The term includes properties of traditional religious and cultural importance to an Indian tribe or Native Hawaiian organization and that meet the National Register criteria (36 CFR part 60).

**Independent utility:** A test to determine what constitutes a single and complete non-linear project in the Corps regulatory program. A project is considered to have independent utility if it would be constructed absent the construction of other projects in the project area. Portions of a multi-phase project that depend upon other phases of the project do not have independent utility. Phases of a project that would be constructed even if the other phases were not built can be considered as separate single and complete projects with independent utility.

**Indirect effects:** Effects that are caused by the activity and are later in time or farther removed in distance, but are still reasonably foreseeable.

**Intermittent stream:** An intermittent stream has flowing water during certain times of the year, when groundwater provides water for stream flow. During dry periods, intermittent streams may not have flowing water. Runoff from rainfall is a supplemental source of water for stream flow.

**Loss of waters of the United States:** Waters of the United States that are permanently adversely affected by filling, flooding, excavation, or drainage because of the regulated activity. Permanent adverse effects include permanent discharges of dredged or fill material that change an aquatic area to dry land, increase the bottom elevation of a waterbody, or change the use of a waterbody. The acreage of loss of waters of the United States is a threshold measurement of the impact to jurisdictional waters for determining whether a project may qualify for an NWP; it is not a net threshold that is calculated after considering compensatory mitigation that may be used to offset losses of aquatic functions and services. The loss of stream bed includes the linear feet of stream bed that is filled or excavated. Waters of the United States temporarily filled, flooded, excavated, or drained, but restored to pre-construction contours and elevations after construction, are not included in the measurement of loss of waters of the United States. Impacts resulting from activities eligible for exemptions under Section 404(f) of the Clean Water Act are not considered when calculating the loss of waters of the United States.

**Non-tidal wetland:** A non-tidal wetland is a wetland that is not subject to the ebb and flow of tidal waters. The definition of a wetland can be found at 33 CFR 328.3(b). Non-tidal wetlands contiguous to tidal waters are located landward of the high tide line (i.e., spring high tide line).

**Open water:** For purposes of the NWPs, an open water is any area that in a year with normal patterns of precipitation has water flowing or standing above ground to the extent that an ordinary high water mark can be determined. Aquatic vegetation within the area of standing or



## R-23

flowing water is either non-emergent, sparse, or absent. Vegetated shallows are considered to be open waters. Examples of “open waters” include rivers, streams, lakes, and ponds.

**Ordinary High Water Mark:** An ordinary high water mark is a line on the shore established by the fluctuations of water and indicated by physical characteristics, or by other appropriate means that consider the characteristics of the surrounding areas (see 33 CFR 328.3(e)).

**Perennial stream:** A perennial stream has flowing water year-round during a typical year. The water table is located above the stream bed for most of the year. Groundwater is the primary source of water for stream flow. Runoff from rainfall is a supplemental source of water for stream flow.

**Practicable:** Available and capable of being done after taking into consideration cost, existing technology, and logistics in light of overall project purposes.

**Pre-construction notification:** A request submitted by the project proponent to the Corps for confirmation that a particular activity is authorized by nationwide permit. The request may be a permit application, letter, or similar document that includes information about the proposed work and its anticipated environmental effects. Pre-construction notification may be required by the terms and conditions of a nationwide permit, or by regional conditions. A pre-construction notification may be voluntarily submitted in cases where pre-construction notification is not required and the project proponent wants confirmation that the activity is authorized by nationwide permit.

**Preservation:** The removal of a threat to, or preventing the decline of, aquatic resources by an action in or near those aquatic resources. This term includes activities commonly associated with the protection and maintenance of aquatic resources through the implementation of appropriate legal and physical mechanisms. Preservation does not result in a gain of aquatic resource area or functions.

**Re-establishment:** The manipulation of the physical, chemical, or biological characteristics of a site with the goal of returning natural/historic functions to a former aquatic resource. Re-establishment results in rebuilding a former aquatic resource and results in a gain in aquatic resource area and functions.

**Rehabilitation:** The manipulation of the physical, chemical, or biological characteristics of a site with the goal of repairing natural/historic functions to a degraded aquatic resource. Rehabilitation results in a gain in aquatic resource function, but does not result in a gain in aquatic resource area.

**Restoration:** The manipulation of the physical, chemical, or biological characteristics of a site with the goal of returning natural/historic functions to a former or degraded aquatic resource. For the purpose of tracking net gains in aquatic resource area, restoration is divided into two categories: re-establishment and rehabilitation.

**Riffle and pool complex:** Riffle and pool complexes are special aquatic sites under the 404(b)(1) Guidelines. Riffle and pool complexes sometimes characterize steep gradient sections of streams. Such stream sections are recognizable by their hydraulic characteristics. The rapid movement of water over a coarse substrate in riffles results in a rough flow, a turbulent surface, and high dissolved oxygen levels in the water. Pools are deeper areas associated with riffles. A slower stream velocity, a streaming flow, a smooth surface, and a finer substrate characterize pools.

**Riparian areas:** Riparian areas are lands adjacent to streams, lakes, and estuarine-marine shorelines. Riparian areas are transitional between terrestrial and aquatic ecosystems, through

## R-24

which surface and subsurface hydrology connects riverine, lacustrine, estuarine, and marine waters with their adjacent wetlands, non-wetland waters, or uplands. Riparian areas provide a variety of ecological functions and services and help improve or maintain local water quality. (See general condition 23.)

**Shellfish seeding:** The placement of shellfish seed and/or suitable substrate to increase shellfish production. Shellfish seed consists of immature individual shellfish or individual shellfish attached to shells or shell fragments (i.e., spat on shell). Suitable substrate may consist of shellfish shells, shell fragments, or other appropriate materials placed into waters for shellfish habitat.

**Single and complete linear project:** A linear project is a project constructed for the purpose of getting people, goods, or services from a point of origin to a terminal point, which often involves multiple crossings of one or more waterbodies at separate and distant locations. The term “single and complete project” is defined as that portion of the total linear project proposed or accomplished by one owner/developer or partnership or other association of owners/developers that includes all crossings of a single water of the United States (i.e., a single waterbody) at a specific location. For linear projects crossing a single or multiple waterbodies several times at separate and distant locations, each crossing is considered a single and complete project for purposes of NWP authorization. However, individual channels in a braided stream or river, or individual arms of a large, irregularly shaped wetland or lake, etc., are not separate waterbodies, and crossings of such features cannot be considered separately.

**Single and complete non-linear project:** For non-linear projects, the term “single and complete project” is defined at 33 CFR 330.2(i) as the total project proposed or accomplished by one owner/developer or partnership or other association of owners/developers. A single and complete non-linear project must have independent utility (see definition of “independent utility”). Single and complete non-linear projects may not be “piecemealed” to avoid the limits in an NWP authorization.

**Stormwater management:** Stormwater management is the mechanism for controlling stormwater runoff for the purposes of reducing downstream erosion, water quality degradation, and flooding and mitigating the adverse effects of changes in land use on the aquatic environment.

**Stormwater management facilities:** Stormwater management facilities are those facilities, including but not limited to, stormwater retention and detention ponds and best management practices, which retain water for a period of time to control runoff and/or improve the quality (i.e., by reducing the concentration of nutrients, sediments, hazardous substances and other pollutants) of stormwater runoff.

**Stream bed:** The substrate of the stream channel between the ordinary high water marks. The substrate may be bedrock or inorganic particles that range in size from clay to boulders. Wetlands contiguous to the stream bed, but outside of the ordinary high water marks, are not considered part of the stream bed.

**Stream channelization:** The manipulation of a stream’s course, condition, capacity, or location that causes more than minimal interruption of normal stream processes. A channelized stream remains a water of the United States.

**Structure:** An object that is arranged in a definite pattern of organization. Examples of structures include, without limitation, any pier, boat dock, boat ramp, wharf, dolphin, weir, boom, breakwater, bulkhead, revetment, riprap, jetty, artificial island, artificial reef, permanent

## R-25

mooring structure, power transmission line, permanently moored floating vessel, piling, aid to navigation, or any other manmade obstacle or obstruction.

Tidal wetland: A tidal wetland is a wetland (i.e., water of the United States) that is inundated by tidal waters. The definitions of a wetland and tidal waters can be found at 33 CFR 328.3(b) and 33 CFR 328.3(f), respectively. Tidal waters rise and fall in a predictable and measurable rhythm or cycle due to the gravitational pulls of the moon and sun. Tidal waters end where the rise and fall of the water surface can no longer be practically measured in a predictable rhythm due to masking by other waters, wind, or other effects. Tidal wetlands are located channelward of the high tide line, which is defined at 33 CFR 328.3(d).

Vegetated shallows: Vegetated shallows are special aquatic sites under the 404(b)(1) Guidelines. They are areas that are permanently inundated and under normal circumstances have rooted aquatic vegetation, such as seagrasses in marine and estuarine systems and a variety of vascular rooted plants in freshwater systems.

Waterbody: For purposes of the NWPs, a waterbody is a jurisdictional water of the United States. If a jurisdictional wetland is adjacent – meaning bordering, contiguous, or neighboring – to a waterbody determined to be a water of the United States under 33 CFR 328.3(a)(1)-(6), that waterbody and its adjacent wetlands are considered together as a single aquatic unit (see 33 CFR 328.4(c)(2)). Examples of “waterbodies” include streams, rivers, lakes, ponds, and wetlands.

## R-26

### Final Regional Conditions 2012

#### *NOTICE ABOUT WEB LINKS IN THIS DOCUMENT:*

*The web links (both internal to our District and any external links to collaborating agencies) in this document are valid at the time of publication. However, the Wilmington District Regulatory Program web page addresses, as with other agency web sites, may change over the timeframe of the five-year Nationwide Permit renewal cycle, in response to policy mandates or technology advances. While we will make every effort to check on the integrity of our web links and provide re-direct pages whenever possible, we ask that you report any broken links to us so we can keep the page information current and usable. We apologize in advanced for any broken links that you may encounter, and we ask that you navigate from the regulatory home page (wetlands and stream permits) of the Wilmington District Corps of Engineers, to the "Permits" section of our web site to find links for pages that cannot be found by clicking directly on the listed web link in this document.*

### **Final 2012 Regional Conditions for Nationwide Permits (NWP) in the Wilmington District**

#### **1.0 Excluded Waters**

The Corps has identified waters that will be excluded from the use of all NWP's during certain timeframes. These waters are:

#### **1.1 Anadromous Fish Spawning Areas**

Waters of the United States identified by either the North Carolina Division of Marine Fisheries (NCDMF) or the North Carolina Wildlife Resources Commission (NCWRC) as anadromous fish spawning areas are excluded during the period between February 15 and June 30, without prior written approval from NCDMF or NCWRC and the Corps.

#### **1.2 Trout Waters Moratorium**

Waters of the United States in the twenty-five designated trout counties of North Carolina are excluded during the period between October 15 and April 15 without prior written approval from the NCWRC. (See Section 2.7 for a list of the twenty-five trout counties).

#### **1.3 Sturgeon Spawning Areas as Designated by the National Marine Fisheries Service (NMFS)**

Waters of the United States designated as sturgeon spawning areas are excluded during the period between February 1 and June 30, without prior written approval from the NMFS.

**R-27****\* 2.0 Waters Requiring Additional Notification**

The Corps has identified waters that will be subject to additional notification requirements for activities authorized by all NWP's. These waters are:

**\* 2.1 Western NC Counties that Drain to Designated Critical Habitat**

For proposed activities within Waters of the U.S. that require a Pre-Construction Notification pursuant to General Condition 31 (PCN) and are located in the sixteen counties listed below, applicants must provide a copy of the PCN to the US Fish and Wildlife Service, 160 Zillicoa Street, Asheville, North Carolina 28801. This PCN must be sent concurrently to the US Fish and Wildlife Service and the Corps Asheville Regulatory Field Office. Please see General Condition 18 for specific notification requirements related to Federally Endangered Species and the following website for information on the location of designated critical habitat.

Counties with tributaries that drain to designated critical habitat that require notification to the Asheville US Fish and Wildlife Service: Avery, Cherokee, Forsyth, Graham, Haywood, Henderson, Jackson, Macon Mecklenburg, Mitchell, Stokes, Surry, Swain, Transylvania, Union and Yancey.

Website and office addresses for Endangered Species Act Information:

The Wilmington District has developed the following website for applicants which provides guidelines on how to review linked websites and maps in order to fulfill NWP general condition 18 requirements: <http://www.saw.usace.army.mil/wetlands/ESA>

Applicants who do not have internet access may contact the appropriate US Fish and Wildlife Service offices listed below or the US Army Corps of Engineers at (910) 251- 4633:

US Fish and Wildlife Service  
Asheville Field Office  
160 Zillicoa Street  
Asheville, NC 28801  
Telephone: (828) 258-3939

Asheville US Fish and Wildlife Service Office counties: All counties west of and including Anson, Stanly, Davidson, Forsyth and Stokes Counties

US Fish and Wildlife Service  
Raleigh Field Office  
Post Office Box 33726  
Raleigh, NC 27636-3726  
Telephone: (919) 856-4520

Raleigh US Fish and Wildlife Service Office counties: all counties east of and including Richmond, Montgomery, Randolph, Guilford, and Rockingham Counties.

## R-28

### \* 2.2 Special Designation Waters

Prior to the use of any NWP in any of the following identified waters and contiguous wetlands in North Carolina, applicants must comply with Nationwide Permit General Condition 31 (PCN). The North Carolina waters and contiguous wetlands that require additional notification requirements are:

“Outstanding Resource Waters” (ORW) or “High Quality Waters” (HQW) as designated by the North Carolina Environmental Management Commission; “Inland Primary Nursery Areas” (IPNA) as designated by the NCWRC; “Contiguous Wetlands” as defined by the North Carolina Environmental Management Commission; or “Primary Nursery Areas” (PNA) as designated by the North Carolina Marine Fisheries Commission.

### 2.3 Coastal Area Management Act (CAMA) Areas of Environmental Concern

Non-federal applicants for any NWP in a designated “Area of Environmental Concern” (AEC) in the twenty (20) counties of Eastern North Carolina covered by the North Carolina Coastal Area Management Act (CAMA) must also obtain the required CAMA permit. Development activities for non-federal projects may not commence until a copy of the approved CAMA permit is furnished to the appropriate Wilmington District Regulatory Field Office (Wilmington Field Office – 69 Darlington Avenue, Wilmington, NC 28403 or Washington Field Office – 2407 West 5th Street, Washington, NC 27889).

### \* 2.4 Barrier Islands

Prior to the use of any NWP on a barrier island of North Carolina, applicants must comply with Nationwide Permit General Condition 31 (PCN).

### \* 2.5 Mountain or Piedmont Bogs

Prior to the use of any NWP in a Bog classified by the North Carolina Wetland Assessment Methodology (NCWAM), applicants shall comply with Nationwide Permit General Condition 31 (PCN). The latest version of NCWAM is located on the NC DWQ web site at: <http://portal.ncdenr.org/web/wq/swp/ws/pdu/ncwam> .

### \* 2.6 Animal Waste Facilities

Prior to use of any NWP for construction of animal waste facilities in waters of the US, including wetlands, applicants shall comply with Nationwide Permit General Condition 31 (PCN).

### \* 2.7 Trout Waters

Prior to any discharge of dredge or fill material into streams or waterbodies within the twenty-five (25) designated trout counties of North Carolina, the applicant shall comply with Nationwide Permit General Condition 31 (PCN). The applicant shall also provide a copy of the notification to the appropriate NCWRC office to facilitate the determination of any potential

## R-29

impacts to designated Trout Waters. Notification to the Corps of Engineers will include a statement with the name of the NCWRC biologist contacted, the date of the notification, the location of work, a delineation of wetlands, a discussion of alternatives to working in the mountain trout waters, why alternatives were not selected, and a plan to provide compensatory mitigation for all unavoidable adverse impacts to mountain trout waters.

### NCWRC and NC Trout Counties

Western Piedmont Region Coordinator	Alleghany	Caldwell	Watauga
20830 Great Smoky Mtn. Expressway	Ashe	Mitchell	Wilkes
Waynesville, NC 28786	Avery	Stokes	
Telephone: (828) 452-2546	Burke	Surry	

Mountain Region Coordinator	Buncombe	Henderson	Polk
20830 Great Smoky Mtn. Expressway	Cherokee	Jackson	Rutherford
Waynesville, NC 28786	Clay	Macon	Swain
Telephone: (828) 452-2546	Graham	Madison	Transylvania
Fax: (828) 452-7772	Haywood	McDowell	Yancey

### 3.0 List of Corps Regional Conditions for All Nationwide Permits

The following conditions apply to all Nationwide Permits in the Wilmington District:

#### 3.1 Limitation of Loss of Perennial Stream Bed

NWPs may not be used for activities that may result in the loss or degradation of greater than 300 total linear feet of perennial, intermittent or ephemeral stream, unless the District Commander has waived the 300 linear foot limit for ephemeral and intermittent streams on a case-by-case basis and he determines that the proposed activity will result in minimal individual and cumulative adverse impacts to the aquatic environment. Loss of stream includes the linear feet of stream bed that is filled, excavated, or flooded by the proposed activity. Waivers for the loss of ephemeral and intermittent streams must be in writing and documented by appropriate/accepted stream quality assessments\*. This waiver only applies to the 300 linear feet threshold for NWPs.

\*NOTE: Applicants should utilize the most current methodology prescribed by Wilmington District to assess stream function and quality. Information can be found at:

<http://www.saw.usace.army.mil/wetlands/permits/nwp/nwp2012> (see "Quick Links")

## R-30

### **3.2 Mitigation for Loss of Stream Bed**

For any NWP that results in a loss of more than 150 linear feet of perennial and/or ephemeral/intermittent stream, the applicant shall provide a mitigation proposal to compensate for more than minimal individual and cumulative adverse impacts to the aquatic environment. For stream losses less than 150 linear feet, that require a PCN, the District Commander may determine, on a case-by-case basis that compensatory mitigation is required to ensure that the activity results in minimal adverse effect on the aquatic environment.

### **3.3 Pre-construction Notification for Loss of Streambed Exceeding 150 Feet.**

Prior to use of any NWP for any activity which impacts more than 150 total linear feet of perennial stream or ephemeral/ intermittent stream, the applicant must comply with Nationwide Permit General Condition 31 (PCN). This applies to NWPs that do not have specific notification requirements. If a NWP has specific notification requirements, the requirements of the NWP should be followed.

### **3.4 Restriction on Use of Live Concrete**

For all NWPs which allow the use of concrete as a building material, live or fresh concrete, including bags of uncured concrete, may not come into contact with the water in or entering into waters of the US. Water inside coffer dams or casings that has been in contact with wet concrete shall only be returned to waters of the US when it is no longer poses a threat to aquatic organisms.

### **3.5 Requirements for Using Riprap for Bank Stabilization**

For all NWPs that allow for the use of riprap material for bank stabilization, the following measures shall be applied:

**3.5.1.** Filter cloth must be placed underneath the riprap as an additional requirement of its use in North Carolina waters.

**3.5.2.** The placement of riprap shall be limited to the areas depicted on submitted work plan drawings.

**3.5.3.** The riprap material shall be clean and free from loose dirt or any pollutant except in trace quantities that would not have an adverse environmental effect.

**3.5.4.** It shall be of a size sufficient to prevent its movement from the authorized alignment by natural forces under normal conditions.

**3.5.5.** The riprap material shall consist of clean rock or masonry material such as, but not limited to, granite, marl, or broken concrete.



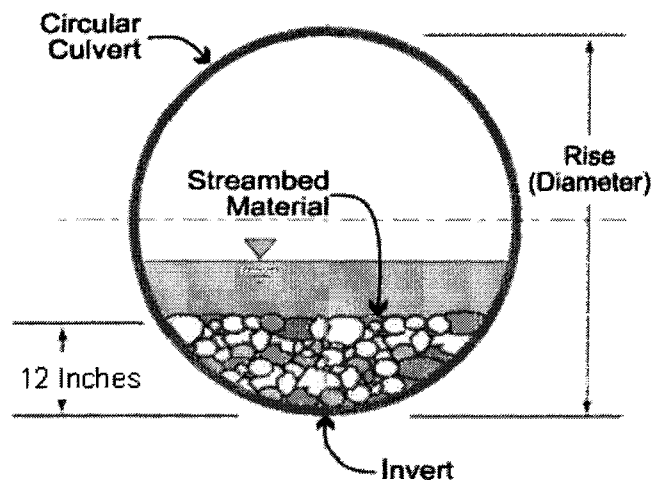
## R-31

**3.5.6.** A waiver from the specifications in this Regional Condition may be requested in writing. The waiver will only be issued if it can be demonstrated that the impacts of complying with this Regional condition would result in greater adverse impacts to the aquatic environment.

### 3.6 Safe Passage Requirements for Culvert Placement

For all NWP's that involve the construction/installation of culverts, measures will be included in the construction/installation that will promote the safe passage of fish and other aquatic organisms. The dimension, pattern, and profile of the stream above and below a pipe or culvert should not be modified by widening the stream channel or by reducing the depth of the stream in connection with the construction activity. The width, height, and gradient of a proposed culvert should be such as to pass the average historical low flow and spring flow without adversely altering flow velocity. Spring flow should be determined from gage data, if available. In the absence of such data, bankfull flow can be used as a comparable level.

In the twenty (20) counties of North Carolina designated as coastal counties by the Coastal Area Management Act (CAMA): All pipes/culverts must be sufficiently sized to allow for the burial of the bottom of the pipe/culvert at least one foot below normal bed elevation when they are placed within the Public Trust Area of Environmental Concern (AEC) and/or the Estuarine Waters AEC as designated by CAMA, and/or all streams appearing as blue lines on United States Geological Survey (USGS) 7.5-minute quadrangle maps.



In all other counties: Culverts greater than 48 inches in diameter will be buried at least one foot below the bed of the stream. Culverts 48 inches in diameter or less shall be buried or placed on the stream bed as practicable and appropriate to maintain aquatic passage, and every effort shall be made to maintain the existing channel slope. The bottom of the culvert must be placed at a

## R-32

depth below the natural stream bottom to provide for passage during drought or low flow conditions.

Culverts are to be designed and constructed in a manner that minimizes destabilization and head cutting. Destabilizing the channel and head cutting upstream should be considered and appropriate actions incorporated in the design and placement of the culvert.

A waiver from the depth specifications in this condition may be requested in writing. The waiver will be issued if it can be demonstrated that the proposal would result in the least impacts to the aquatic environment.

All counties: Culverts placed within riparian and/or riverine wetlands must be installed in a manner that does not restrict the flow and circulation patterns of waters of the United States. Culverts placed across wetland fills purely for the purposes of equalizing surface water do not have to be buried.

### **3.7 Notification to NCDENR Shellfish Sanitation Section**

Applicants shall notify the NCDENR Shellfish Sanitation Section prior to dredging in or removing sediment from an area closed to shell fishing where the effluent may be released to an area open for shell fishing or swimming in order to avoid contamination from the disposal area and cause a temporary shellfish closure to be made. Such notification shall also be provided to the appropriate Corps of Engineers Regulatory Field Office. Any disposal of sand to the ocean beach should occur between November 1 and April 30 when recreational usage is low. Only clean sand should be used and no dredged sand from closed shell fishing areas may be used. If beach disposal were to occur at times other than stated above or if sand from a closed shell fishing area is to be used, a swimming advisory shall be posted, and a press release shall be issued by the permittee.

### **3.8 Preservation of Submerged Aquatic Vegetation**

Adverse impacts to Submerged Aquatic Vegetation (SAV) are not authorized by any NWP within any of the twenty coastal counties defined by North Carolina's Coastal Area Management Act of 1974 (CAMA).

### **3.9 Sedimentation and Erosion Control Structures and Measures**

**3.9.1.** All PCNs will identify and describe sedimentation and erosion control structures and measures proposed for placement in waters of the US. The structures and measures should be depicted on maps, surveys or drawings showing location and impacts to jurisdictional wetlands and streams.

## R-33

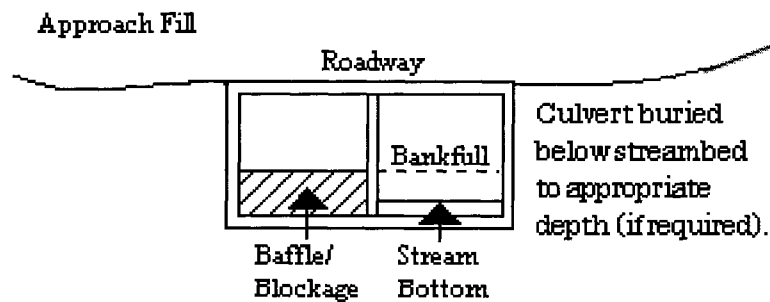
### 4.5 NWP #14 - Linear Transportation Crossings

4.5.1. If appropriate, applicants shall employ natural channel design (see definition below and NOTE below) to the maximum extent practicable for stream relocations. In the event it is not appropriate to employ natural channel design, any stream relocation shall be considered a permanent impact and the applicant shall provide a mitigation plan to compensate for the loss of aquatic function associated with the proposed activity.

Natural Channel Design: A geomorphologic approach to stream restoration based on an understanding of valley type, general watershed conditions, dimension, pattern, profile, hydrology and sediment transport of natural, stable channels (reference condition) and applying this understanding to the reconstruction of a stable channel.

NOTE: Applicants should reference the "Mitigation" section of the Wilmington District web site for more information regarding appropriate stream design. For projects located within the Coastal Plain ecoregion of North Carolina and within headwater areas across the state, use the specific guidance on coastal plain stream restoration.

4.5.2. Bank-full flows (or less) shall be accommodated through maintenance of the existing bank-full channel cross sectional area. Additional culverts at such crossings shall be allowed only to receive flows exceeding bank-full.



4.5.3. Where adjacent floodplain is available, flows exceeding bank-full should be accommodated by installing culverts at the floodplain elevation.

4.5.4. This NWP authorizes only upland to upland crossings and cannot be used in combination with Nationwide Permit 18 to create an upland within waters of the United States, including wetlands.

4.5.5. This NWP cannot be used for private projects located in tidal waters or tidal wetlands.

4.5.6. Excavation of existing stream channels shall be limited to the minimum necessary to construct or install the proposed culvert. The final width of the impacted streams at the culvert inlet and outlet should be no greater than the original stream width. A waiver from this condition may be requested in writing. The waiver will be issued if it can be demonstrated that it is not practicable to limit the final width of the culvert to that of the impacted stream at the culvert inlet and outlet and the proposed design would result in less impacts to the aquatic environment.



North Carolina Department of Environment and Natural Resources  
 Division of Water Quality  
 Charles Wakild, P.E.  
 Director

Beverly Eaves Perdue  
 Governor

Dee Freeman  
 Secretary

May 31, 2012  
 Alamance County  
 DWQ Project No. 2012-0455  
 Haw River Siding and Main line  
 TIP no. P-5205

**APPROVAL of 401 WATER QUALITY CERTIFICATION with ADDITIONAL CONDITIONS**

Mr. Mar Hamel, Rail Division Engineer  
 NCDOT Rail Division  
 1553 Mail Service Center  
 Raleigh, NC 27699

Dear Mr. Hamel:

You have our approval, in accordance with the conditions listed below, for the following impacts for the purpose of the Graham to Haw River Passing Siding and Mainline Relocation in Alamance County:

**Stream Impacts in the Cape Fear River Basin**

Site	Permanent Fill in Intermittent Stream (linear ft)	Temporary Fill in Intermittent Stream (linear ft)	Permanent Fill in Perennial Stream (linear ft)	Temporary Fill in Perennial Stream (linear ft)	Total Stream Impact (linear ft)	Stream Impacts Requiring Mitigation (linear ft)
1			28		28	0
2			273		273	273
5			229		229	229
7			40		40	0
<b>Total</b>			<b>570</b>		<b>570</b>	<b>502</b>

**Total Stream Impact for Project: 570 linear feet.**

**Wetland Impacts in the Cape Fear River Basin**

Site	Fill (ac)	Fill (temporary) (ac)	Excavation (ac)	Mechanized Clearing (ac)	Hand Clearing (ac)	Area under Bridge (ac)	Total Wetland Impact (ac)
1	0.05	0.03					
2	0.05	0.03					
3	0	0.01					
4	0.01	0					
7	0.12	0.01					
<b>Total</b>	<b>0.23</b>	<b>0.08</b>					

**Total Wetland Impact for Project: 0.31 acres.**

The project shall be constructed in accordance with your application dated received May 15, 2012 with additional information dated received May 31, 2012. After reviewing your application, we have decided that these impacts are covered by General Water Quality Certification Number 3886. This certification corresponds to the Nationwide Permit 14 issued by the Corps of Engineers. In addition, you should acquire any other federal, state or local permits before you proceed with your project including (but not limited to) Sediment and Erosion Control, Non-Discharge and Water Supply Watershed regulations. This approval will expire with the accompanying 404 permit.

## R-35

This approval is valid solely for the purpose and design described in your application (unless modified below). Should your project change, you must notify the DWQ and submit a new application. If the property is sold, the new owner must be given a copy of this Certification and approval letter, and is thereby responsible for complying with all the conditions. If total wetland fills for this project (now or in the future) exceed one acre, or of total impacts to streams (now or in the future) exceed 150 linear feet, compensatory mitigation may be required as described in 15A NCAC 2H .0506 (h) (6) and (7). For this approval to remain valid, you must adhere to the conditions in the attached certification(s) and any additional conditions listed below.

### Condition(s) of Certification:

#### Project Specific Conditions

1. Any modifications to this 401 Water Quality Certification that propose additional stream impacts or increased impervious surface requiring additional stormwater management may be subject the Jordan Water Supply Nutrient Strategy [15A NCAC02B .0267]. NCDOT shall coordinate with NCDWQ prior to submitting a modification request to determine the applicability of the Jordan Water Supply Nutrient Strategy. This condition does not apply to major modifications for additional sections of the project that were covered under the Finding of No Significant Impact or approved in the Avoidance and Minimization stage of the project.
2. The NCDOT Rail Division will conduct a pre-construction meeting with all appropriate staff to ensure that the project supervisor and essential staff understand the potential issues with stream and pipe alignment at the permitted site. NCDWQ staff shall be invited to the pre-construction meeting.
3. If multiple pipes or barrels are required, they shall be designed to mimic natural stream cross section as closely as possible including pipes or barrels at flood plain elevation and/or sills where appropriate. Widening the stream channel should be avoided. Stream channel widening at the inlet or outlet end of structures typically decreases water velocity causing sediment deposition that requires increased maintenance and disrupts aquatic life passage.
4. Riprap shall not be placed in the active thalweg channel or placed in the streambed in a manner that precludes aquatic life passage. Bioengineering boulders or structures should be properly designed, sized and installed.
5. Pipes and culverts used exclusively to maintain equilibrium in wetlands, where aquatic life passage is not a concern, shall not be buried. These pipes shall be installed at natural ground elevation.
- \* 6. Compensatory mitigation for 502 linear feet of impact to streams is required. We understand that you have chosen to perform compensatory mitigation for impacts to streams through the North Carolina Ecosystem Enhancement Program (EEP), and that the EEP has agreed to implement the mitigation for the project. EEP has indicated in a letter dated April 14, 2011 that they will assume responsibility for satisfying the federal Clean Water Act compensatory mitigation requirements for the above-referenced project, in accordance with the EEP Mitigation Banking Instrument signed July 28, 2010.

#### General Conditions

7. During the construction of the project, no staging of equipment of any kind is permitted in waters of the U.S., or protected riparian buffers.
8. The dimension, pattern and profile of the stream above and below the crossing shall not be modified. Disturbed floodplains and streams shall be restored to natural geomorphic conditions.
9. The use of rip-rap above the Normal High Water Mark shall be minimized. Any rip-rap placed for stream stabilization shall be placed in stream channels in such a manner that it does not impede aquatic life passage.
- \* 10. The Permittee shall ensure that the final design drawings adhere to the permit and to the permit drawings submitted for approval.
11. All work in or adjacent to stream waters shall be conducted in a dry work area. Approved BMP measures from the most current version of NCDOT Construction and Maintenance Activities manual such as sandbags, rock berms, cofferdams and other diversion structures shall be used to prevent excavation in flowing water.
12. Heavy equipment shall be operated from the banks rather than in the stream channel in order to minimize sedimentation and reduce the introduction of other pollutants into the stream.
13. All mechanized equipment operated near surface waters must be regularly inspected and maintained to prevent contamination of stream waters from fuels, lubricants, hydraulic fluids, or other toxic materials.
14. No rock, sand or other materials shall be dredged from the stream channel except where authorized by this certification.
15. Discharging hydroseed mixtures and washing out hydroseeders and other equipment in or adjacent to surface waters is prohibited.
16. The permittee and its authorized agents shall conduct its activities in a manner consistent with State water quality standards (including any requirements resulting from compliance with §303(d) of the Clean Water Act) and any other appropriate requirements of State and Federal law. If NCDWQ determines that such standards or laws are not being met (including the failure to sustain a designated or achieved use) or that State or federal law

## R-36

- is being violated, or that further conditions are necessary to assure compliance, NCDWQ may reevaluate and modify this certification.
17. All fill slopes located in jurisdictional wetlands shall be placed at slopes no flatter than 3:1, unless otherwise authorized by this certification..
  18. A copy of this Water Quality Certification shall be maintained on the construction site at all times. In addition, the Water Quality Certification and all subsequent modifications, if any, shall be maintained with the Division Engineer and the on-site project manager.
  19. The outside buffer, wetland or water boundary located within the construction corridor approved by this authorization shall be clearly marked by highly visible fencing prior to any land disturbing activities. Impacts to areas within the fencing are prohibited unless otherwise authorized by this certification.
  20. The issuance of this certification does not exempt the Permittee from complying with any and all statutes, rules, regulations, or ordinances that may be imposed by other government agencies (i.e. local, state, and federal) having jurisdiction, including but not limited to applicable buffer rules, stormwater management rules, soil erosion and sedimentation control requirements, etc.
  21. The Permittee shall report any violations of this certification to the Division of Water Quality within 24 hours of discovery.
  - \* 22. Upon completion of the project (including any impacts at associated borrow or waste sites), the NCDOT Rail Engineer shall complete and return the enclosed "Certification of Completion Form" to notify NCDWQ when all work included in the 401 Certification has been completed.
  23. Native riparian vegetation (ex. list herbaceous, trees, and shrubs native to your geographic region) must be reestablished in the riparian areas within the construction limits of the project by the end of the growing season following completion of construction.
  24. There shall be no excavation from, or waste disposal into, jurisdictional wetlands or waters associated with this permit without appropriate modification. Should waste or borrow sites, or access roads to waste or borrow sites, be located in wetlands or streams, compensatory mitigation will be required since that is a direct impact from road construction activities.
  25. Sediment and erosion control measures shall not be placed in wetlands or waters unless otherwise approved by this Certification.

If you wish to contest any statement in the attached Certification you must file a petition for an administrative hearing. You may obtain the petition form from the office of Administrative hearings. You must file the petition with the office of Administrative Hearings within sixty (60) days of receipt of this notice. A petition is considered filed when it is received in the office of Administrative Hearings during normal office hours. The Office of Administrative Hearings accepts filings Monday through Friday between the hours of 8:00am and 5:00pm, except for official state holidays. The original and one (1) copy of the petition must be filed with the Office of Administrative Hearings.

The petition may be faxed-provided the original and one copy of the document is received by the Office of Administrative Hearings within five (5) business days following the faxed transmission.  
The mailing address for the Office of Administrative Hearings is:


Office of Administrative Hearings  
6714 Mail Service Center  
Raleigh, NC 27699-6714  
Telephone: (919)-431-3000, Facsimile: (919)-431-3100

A copy of the petition must also be served on DENR as follows:

Mr. William Cary, General Counsel  
Department of Environment and Natural Resources  
1601 Mail Service Center

This letter completes the review of the Division of Water Quality under Section 401 of the Clean Water Act. If you have any questions, please contact Amy Euliss at (336) 771-4959 or amy.euliss@ncdenr.gov.

Sincerely,



 Charles Wakild

# R-37

Attachments (General Certification and Certificate of Completion form)

cc: James Lastinger, US Army Corps of Engineers, Raleigh Field Office  
DWQ Wetlands/401 Transportation Permitting Unit  
File Copy

R-38



## North Carolina Department of Environment and Natural Resources

Division of Water Quality  
Charles Wakild, P. E.  
Director

Pat McCrory  
Governor

John E. Skvarla, III  
Secretary

NCDWQ Project No.: \_\_\_\_\_ County: \_\_\_\_\_

Applicant: \_\_\_\_\_

Project Name: \_\_\_\_\_

Date of Issuance of 401 Water Quality Certification: \_\_\_\_\_

**\* Certificate of Completion**

Upon completion of all work approved within the 401 Water Quality Certification or applicable Buffer Rules, and any subsequent modifications, the applicant is required to return this certificate to the 401 Transportation Permitting Unit, North Carolina Division of Water Quality, 1650 Mail Service Center, Raleigh, NC, 27699-1650. This form may be returned to NCDWQ by the applicant, the applicant's authorized agent, or the project engineer. It is not necessary to send certificates from all of these.

***Applicant's Certification***

I, \_\_\_\_\_, hereby state that, to the best of my abilities, due care and diligence was used in the observation of the construction such that the construction was observed to be built within substantial compliance and intent of the 401 Water Quality Certification and Buffer Rules, the approved plans and specifications, and other supporting materials.

Signature: \_\_\_\_\_ Date: \_\_\_\_\_

***Agent's Certification***

I, \_\_\_\_\_, hereby state that, to the best of my abilities, due care and diligence was used in the observation of the construction such that the construction was observed to be built within substantial compliance and intent of the 401 Water Quality Certification and Buffer Rules, the approved plans and specifications, and other supporting materials.

Signature: \_\_\_\_\_ Date: \_\_\_\_\_

***Engineer's Certification***

\_\_\_\_\_ Partial \_\_\_\_\_ Final

I, \_\_\_\_\_, as a duly registered Professional Engineer in the State of North Carolina, having been authorized to observe (periodically, weekly, full time) the construction of the project for the Permittee hereby state that, to the best of my abilities, due care and diligence was used in the observation of the construction such that the construction was observed to be built within substantial compliance and intent of the 401 Water Quality Certification and Buffer Rules, the approved plans and specifications, and other supporting materials.

Signature \_\_\_\_\_ Registration No. \_\_\_\_\_

Date \_\_\_\_\_

Transportation and Permitting Unit  
1650 Mail Service Center, Raleigh, North Carolina 27699-1617  
Location: 512 N. Salisbury St. Raleigh, North Carolina 27604  
Phone: 919-807-6300 \ FAX: 919-807-6492  
Internet: [www.ncwaterquality.org](http://www.ncwaterquality.org)

One  
North Carolina  
*Naturally*



## R-39

## Water Quality Certification No. 3886

**GENERAL CERTIFICATION FOR PROJECTS ELIGIBLE FOR U.S. ARMY CORPS OF ENGINEERS NATIONWIDE PERMIT NUMBER 14 (LINEAR TRANSPORTATION PROJECTS) AND REGIONAL GENERAL PERMIT 198200031 (WORK ASSOCIATED WITH BRIDGE CONSTRUCTION, MAINTENANCE OR REPAIR CONDUCTED BY NCDOT OR OTHER GOVERNMENT AGENCIES) AND RIPARIAN AREA PROTECTION RULES (BUFFER RULES)**

Water Quality Certification Number 3886 is issued in conformity with the requirements of Section 401, Public Laws 92-500 and 95-217 of the United States and subject to the North Carolina Division of Water Quality (DWQ) Regulations in 15A NCAC 02H .0500 and 15A NCAC 02B .0200 for the discharge of fill material to waters and adjacent wetland areas or to wetland areas that are not a part of the surface tributary system to interstate waters or navigable waters of the United States (as described in 33 CFR 330 Appendix A (B) (14) of the Corps of Engineers regulations (Nationwide Permit No. 14 and Regional General Permit 198200031) and for the Riparian Area Protection Rules (Buffer Rules) in 15A NCAC 02B .0200.

The State of North Carolina certifies that the specified category of activity will not violate applicable portions of Sections 301, 302, 303, 306 and 307 of the Public Laws 92-500 and 95-217 if conducted in accordance with the conditions hereinafter set forth.

- \* Any proposed fill or modification of wetlands and/or waters, including streams, under this General Certification requires application to, and written approval from the Division of Water Quality except for the single family lot exemption described below.

**Activities meeting any one (1) of the following thresholds or circumstances require written approval for a 401 Water Quality Certification from the Division of Water Quality (the "Division"):**

- a) Any temporary or permanent impacts to wetlands, open waters and/or streams, including stream relocations, except for construction of a driveway to a single family lot as long as the driveway involves *less than 25 feet* of temporary and/or permanent stream channel impacts, including any in-stream stabilization needed for the crossing; or
  - b) Any impact associated with a high density project (as defined in Item (A)(iv) of the **401 Stormwater Requirements**) that is not subject to either a state stormwater program (such as, but not limited to, Coastal Counties, HQW, ORW or state-implemented Phase II NPDES) or a certified community's stormwater program; or
  - c) Any impact associated with a Notice of Violation or an enforcement action for violation(s) of DWQ Wetland Rules (15A NCAC 02H .0500), Isolated Wetland Rules (15A NCAC 02H .1300), DWQ Surface Water or Wetland Standards, or Riparian Buffer Rules (15A NCAC 02B .0200); or
  - \* d) Any impacts to streams and/or buffers in the Neuse, Tar-Pamlico, or Catawba River Basins or in the Randleman, Jordan or Goose Creek Watersheds (or any other basin or watershed with Riparian Area Protection Rules [Buffer Rules] in effect at the time of application) *unless* the activities are listed as "EXEMPT" from these rules or a Buffer Authorization Certificate is issued through N.C. Division of Coastal Management (DCM) delegation for "ALLOWABLE" activities.
- \* In accordance with North Carolina General Statute 143-215.3D(e), written approval for a 401 Water Quality General Certification must include the appropriate fee. If a project also requires a CAMA Permit, then one payment to both agencies shall be submitted and will be the higher of the two fees.

**Activities included in this General Certification that do not meet one of the thresholds listed above do not require written approval from the Division as long as they comply with**

**R-40****Water Quality Certification No. 3886**

**the Conditions of Certification listed below. If any of these Conditions cannot be met, then written approval from the Division is required.**

Conditions of Certification:

1. No Impacts Beyond those Authorized in the Written Approval or Beyond the Threshold of Use of this Certification

No waste, spoil, solids, or fill of any kind shall occur in wetlands, waters, or riparian areas beyond the footprint of the impacts depicted in the Pre-Construction Notification, as authorized in the written approval from the Division or beyond the thresholds established for use of this Certification without written authorization, including incidental impacts. All construction activities, including the design, installation, operation, and maintenance of sediment and erosion control Best Management Practices shall be performed so that no violations of state water quality standards, statutes, or rules occur. Approved plans and specifications for this project are incorporated by reference and are enforceable parts of this permit.

2. Standard Erosion and Sediment Control Practices

Erosion and sediment control practices must be in full compliance with all specifications governing the proper design, installation and operation and maintenance of such Best Management Practices and if applicable, comply with the specific conditions and requirements of the NPDES Construction Stormwater Permit issued to the site:

- a. Design, installation, operation, and maintenance of the sediment and erosion control measures must be such that they equal or exceed the requirements specified in the most recent version of the *North Carolina Sediment and Erosion Control Manual*. The devices shall be maintained on all construction sites, borrow sites, and waste pile (spoil) projects, including contractor-owned or leased borrow pits associated with the project.
- b. For borrow pit sites, the erosion and sediment control measures must be designed, installed, operated, and maintained in accordance with the most recent version of the *North Carolina Surface Mining Manual*.
- c. Reclamation measures and implementation must comply with the reclamation in accordance with the requirements of the Sedimentation Pollution Control Act and the Mining Act of 1971.
- d. Sufficient materials required for stabilization and/or repair of erosion control measures and stormwater routing and treatment shall be on site at all times.
- e. If the project occurs in waters or watersheds classified as Primary Nursery Areas (PNAs), SA, WS-I, WS-II, High Quality (HQW), or Outstanding Resource (ORW) waters, then the sedimentation and erosion control designs must comply with the requirements set forth in 15A NCAC 04B .0124, *Design Standards in Sensitive Watersheds*.

## R-41

## Water Quality Certification No. 3886

## 3. No Sediment and Erosion Control Measures in Wetlands or Waters

Sediment and erosion control measures shall not be placed in wetlands or waters. Exceptions to this condition require application submittal to and written approval by the Division. If placement of sediment and erosion control devices in wetlands and waters is unavoidable, then design and placement of temporary erosion control measures shall not be conducted in a manner that may result in dis-equilibrium of wetlands, stream beds, or banks, adjacent to or upstream and downstream of the above structures. All sediment and erosion control devices shall be removed and the natural grade restored within two (2) months of the date that the Division of Land Resources (DLR) or locally delegated program has released the specific area within the project.

## 4. Construction Stormwater Permit NCG010000

An NPDES Construction Stormwater Permit is required for construction projects that disturb one (1) or more acres of land. This Permit allows stormwater to be discharged during land disturbing construction activities as stipulated in the conditions of the permit. If your project is covered by this permit, full compliance with permit conditions including the erosion & sedimentation control plan, inspections and maintenance, self-monitoring, record keeping and reporting requirements is required. A copy of the general permit (NCG010000), inspection log sheets, and other information may be found at <http://portal.ncdenr.org/web/wq/ws/su/npdessw#tab-w>.

The North Carolina Department of Transportation (NCDOT) shall be required to be in full compliance with the conditions related to construction activities within the most recent version of their individual NPDES (NCS000250) stormwater permit.

## 5. Construction Moratoriums and Coordination

If activities must occur during periods of high biological activity (i.e. sea turtle nesting, fish spawning, or bird nesting), then biological monitoring may be required at the request of other state or federal agencies and coordinated with these activities.

All moratoriums on construction activities established by the NC Wildlife Resources Commission (WRC), US Fish and Wildlife Service (USFWS), NC Division of Marine Fisheries (DMF), or National Marine Fisheries Service (NMFS) to lessen impacts on trout, anadromous fish, larval/post-larval fishes and crustaceans, or other aquatic species of concern shall be implemented. Exceptions to this condition require written approval by the resource agency responsible for the given moratorium.

Work within the twenty-five (25) designated trout counties or identified state or federal endangered or threatened species habitat shall be coordinated with the appropriate WRC, USFWS, NMFS, and/or DMF personnel.

## 6. Work in the Dry

All work in or adjacent to stream waters shall be conducted so that the flowing stream does not come in contact with the disturbed area. Approved best management practices from the most current version of the NC Sediment and Erosion Control Manual, or the NC DOT Construction and Maintenance Activities Manual, such as sandbags, rock berms, cofferdams, and other diversion structures shall be used to minimize excavation in flowing water. Exceptions to this condition require application submittal to and written approval by the Division.

## R-42

## Water Quality Certification No. 3886

## 7. Riparian Area Protection (Buffer) Rules

Activities located in the protected riparian areas (whether jurisdictional wetlands or not), within the Neuse, Tar-Pamlico, or Catawba River Basins or in the Randleman, Jordan, or Goose Creek Watersheds (or any other basin or watershed with buffer rules) shall be limited to "uses" identified within and constructed in accordance with 15A NCAC 02B .0233, .0259, .0243, .0250, .0267 and .0605, and shall be located, designed, constructed, and maintained to have minimal disturbance to protect water quality to the maximum extent practicable through the use of best management practices. All buffer rule requirements, including diffuse flow requirements, must be met.

8. If concrete is used during the construction, then all necessary measures shall be taken to prevent direct contact between uncured or curing concrete and waters of the state. Water that inadvertently contacts uncured concrete shall not be discharged to waters of the state due to the potential for elevated pH and possible aquatic life/ fish kills.
9. Bridge deck drains shall not discharge directly into the stream. Stormwater shall be directed across the bridge and pre-treated through site-appropriate means (grassed swales, pre-formed scour holes, vegetated buffers, etc.) before entering the stream. Please refer to the most current version of *Stormwater Best Management Practices*. Exceptions to this condition require written approval by the Division.

## 10. Compensatory Mitigation

In accordance with 15A NCAC 02H .0506 (h), compensatory mitigation may be required for losses of equal to or greater than 150 linear feet of streams (intermittent and perennial) and/or equal to or greater than one (1) acre of wetlands. For linear public transportation projects, impacts equal to or exceeding 150 linear feet per stream shall require mitigation.

Buffer mitigation may be required for any project with Buffer Rules in effect at the time of application for activities classified as "Allowable with Mitigation" or "Prohibited" within the Table of Uses.

A determination of buffer, wetland, and stream mitigation requirements shall be made for any General Water Quality Certification for this Nationwide and/or Regional General Permit. Design and monitoring protocols shall follow the US Army Corps of Engineers Wilmington District *Stream Mitigation Guidelines* (April 2003) or its subsequent updates. Compensatory mitigation plans shall be submitted to the Division for written approval as required in those protocols. The mitigation plan must be implemented and/or constructed before any impacts occur on site. Alternatively, the Division will accept payment into an in-lieu fee program or a mitigation bank. In these cases, proof of payment shall be provided to the Division before any impacts occur on site.

## R-43

## Water Quality Certification No. 3886

11. Relocated stream designs should include the same dimensions, patterns, and profiles as the existing channel (or a stable reference reach if the existing channel is unstable), to the maximum extent practical. The new channel should be constructed in the dry and water shall not be turned into the new channel until the banks are stabilized. Vegetation used for bank stabilization shall be limited to native woody species, and should include establishment of a 30-foot wide wooded and an adjacent 20-foot wide vegetated buffer on both sides of the relocated channel to the maximum extent practical. A transitional phase incorporating appropriate erosion control matting materials and seedling establishment is allowable, however matting that incorporates plastic mesh and/or plastic twine shall not be used in wetlands, riparian buffers or floodplains as recommended by the North Carolina Sediment and Erosion Control Manual. Rip-rap, A-Jacks, concrete, gabions or other hard structures may be allowed if it is necessary to maintain the physical integrity of the stream; however, the applicant must provide written justification and any calculations used to determine the extent of rip-rap coverage. Please note that if the stream relocation is conducted as a stream restoration as defined in the US Army Corps of Engineers Wilmington District, April 2003 *Stream Mitigation Guidelines* (or its subsequent updates), the restored length may be used as compensatory mitigation for the impacts resulting from the relocation.

12. Stormwater Management Plan Requirements

All applications shall address stormwater management throughout the entire project area per the 401 Stormwater Requirements, referenced herein as "**Attachment A**" at the end of this Certification.

13. Placement of Culverts and Other Structures in Waters and Wetlands

Culverts required for this project shall be designed and installed in such a manner that the original stream profiles are not altered and allow for aquatic life movement during low flows. Existing stream dimensions (including the cross section dimensions, pattern, and longitudinal profile) must be maintained above and below locations of each culvert.

Placement of culverts and other structures in waters and streams must be below the elevation of the streambed by one foot for all culverts with a diameter greater than 48 inches, and 20 percent of the culvert diameter for culverts having a diameter less than or equal to 48 inches, to allow low flow passage of water and aquatic life.

When topographic constraints indicate culvert slopes of greater than 5%, culvert burial is not required, provided that all alternative options for flattening the slope have been investigated and aquatic life movement/ connectivity has been provided when possible (rock ladders, crossvanes, etc). Notification to the Division including supporting documentation to include a location map of the culvert, culvert profile drawings, and slope calculations shall be provided to the Division 60 days prior to the installation of the culvert.

When bedrock is present in culvert locations, culvert burial is not required provided that there is sufficient documentation of the presence of bedrock. Notification to the Division including supporting documentation such as, but not limited to, a location map of the culvert, geotechnical reports, photographs, etc shall be provided to the Division a minimum of 60 days prior to the installation of the culvert. If bedrock is discovered during construction, then the Division shall be notified by phone or email within 24 hours of discovery.

If other site-specific topographic constraints preclude the ability to bury the culverts as described above and/or it can be demonstrated that burying the culvert would result in destabilization of the channel, then exceptions to this condition require application submittal to, and written approval by, the Division of Water Quality, regardless of the total impacts to streams or wetlands from the project.

## R-44

## Water Quality Certification No. 3886

Installation of culverts in wetlands must ensure continuity of water movement and be designed to adequately accommodate high water or flood conditions. Additionally, when roadways, causeways, or other fill projects are constructed across FEMA-designated floodways or wetlands, openings such as culverts or bridges must be provided to maintain the natural hydrology of the system as well as prevent constriction of the floodway that may result in destabilization of streams or wetlands.

The establishment of native, woody vegetation and other soft stream bank stabilization techniques must be used where practicable instead of riprap or other bank hardening methods.

14. All temporary fill and culverts shall be removed and the impacted area returned to natural conditions within 60 days of the determination that the temporary impact is no longer necessary. The impacted areas shall be restored to original grade, including each stream's original cross sectional dimensions, plan form pattern, and longitudinal bed and bed profile, and the various sites shall be stabilized with natural woody vegetation (except for the approved maintenance areas) and restored to prevent erosion.
15. All temporary pipes/ culverts/ riprap pads etc, shall be installed in all streams as outlined in the most recent edition of the *North Carolina Sediment and Erosion Control Planning and Design Manual* or the *North Carolina Surface Mining Manual* so as not to restrict stream flow or cause dis-equilibrium during use of this General Certification.
16. Any riprap required for proper culvert placement, stream stabilization, or restoration of temporarily disturbed areas shall be restricted to the area directly impacted by the approved construction activity. All rip-rap shall be buried and/or "keyed in" such that the original stream elevation and streambank contours are restored and maintained. Placement of rip-rap or other approved materials shall not result in de-stabilization of the stream bed or banks upstream or downstream of the area.
17. Any rip-rap used for stream stabilization shall be of a size and density so as not to be able to be carried off by wave, current action, or stream flows and consist of clean rock or masonry material free of debris or toxic pollutants. Rip-rap shall not be installed in the streambed except in specific areas required for velocity control and to ensure structural integrity of bank stabilization measures.
18. A one-time application of fertilizer to re-establish vegetation is allowed in disturbed areas including riparian buffers, but is restricted to no closer than 10 feet from top of bank of streams. Any fertilizer application must comply with all other Federal, State and Local regulations.
19. If this Water Quality Certification is used to access building sites, then all lots owned by the applicant must be buildable without additional impacts to streams or wetlands. The applicant is required to provide evidence that the lots are buildable without requiring additional impacts to wetlands, waters, or buffers if required to do so in writing by the Division. For road construction purposes, this Certification shall only be utilized from natural high ground to natural high ground.
20. Deed notifications or similar mechanisms shall be placed on all retained jurisdictional wetlands, waters, and protective buffers within the project boundaries in order to assure compliance for future wetland, water, and buffer impact. These mechanisms shall be put in place at the time of recording of the property or of individual lots, whichever is appropriate. A sample deed notification can be downloaded from the 401/Wetlands Unit web site at <http://portal.ncdenr.org/web/wq/swp/ws/401/certsandpermits/apply/forms>. The text of the sample deed notification may be modified as appropriate to suit to a specific project. Documentation of deed notifications shall be provided to the Division upon request.

## R-45

## Water Quality Certification No. 3886

- \* 21. If an environmental document is required under the National or State Environmental Policy Act (NEPA or SEPA), then this General Certification is not valid until a Finding of No Significant Impact (FONSI) or Record of Decision (ROD) is issued by the State Clearinghouse.
- 22. In the twenty (20) coastal counties, the appropriate DWQ Regional Office must be contacted to determine if Coastal Stormwater Regulations will be required.
- 23. This General Certification does not relieve the applicant of the responsibility to obtain all other required Federal, State, or Local approvals.
- 24. The applicant/permittee and their authorized agents shall conduct all activities in a manner consistent with State water quality standards (including any requirements resulting from compliance with §303(d) of the Clean Water Act), and any other appropriate requirements of State and Federal Law. If the Division determines that such standards or laws are not being met, including failure to sustain a designated or achieved use, or that State or Federal law is being violated, or that further conditions are necessary to assure compliance, then the Division may reevaluate and modify this General Water Quality Certification.
- \* 25. When written authorization is required for use of this certification, upon completion of all permitted impacts included within the approval and any subsequent modifications, the applicant shall be required to return the certificate of completion attached to the approval. One copy of the certificate shall be sent to the DWQ Central Office in Raleigh at 1650 Mail Service Center, Raleigh, NC, 27699-1650.
- 26. Additional site-specific conditions, including monitoring and/or modeling requirements, may be added to the written approval letter for projects proposed under this Water Quality Certification in order to ensure compliance with all applicable water quality and effluent standards.
- 27. This certification grants permission to the director, an authorized representative of the Director, or DENR staff, upon the presentation of proper credentials, to enter the property during normal business hours.

This General Certification shall expire on the same day as the expiration date of the corresponding Nationwide and/or Regional General Permit. The conditions in effect on the date of issuance of Certification for a specific project shall remain in effect for the life of the project, regardless of the expiration date of this Certification.

Non-compliance with or violation of the conditions herein set forth by a specific project may result in revocation of this General Certification for the project and may also result in criminal and/or civil penalties.

The Director of the North Carolina Division of Water Quality may require submission of a formal application for Individual Certification for any project in this category of activity if it is determined that the project is likely to have a significant adverse effect upon water quality, including state or federally listed endangered or threatened aquatic species, or degrade the waters so that existing uses of the wetland or downstream waters are precluded.

**R-46****Water Quality Certification No. 3886**

Public hearings may be held for specific applications or group of applications prior to a Certification decision if deemed in the public's best interest by the Director of the North Carolina Division of Water Quality.

Effective date: March 19, 2012

DIVISION OF WATER QUALITY

By



Charles Wakild, P.E.

Director

*History Note: Water Quality Certification (WQC) Number 3886 issued March 12, 2012 replaces WQC Number 3820 issued April 6, 2010; WQC Number 3627 issued March 2007; WQC Number 3404 issued March 2003; WQC Number 3375 issued March 18, 2002; WQC Number 3289 issued June 1, 2000; WQC Number 3103 issued February 11, 1997; WQC Number 2732 issued May 1, 1992; WQC Number 2666 issued January 21, 1992; WQC Number 2177 issued November 5, 1987. This WQC is rescinded when the Corps of Engineers reauthorizes any of the corresponding Nationwide and/or Regional General Permits or when deemed appropriate by the Director of the Division of Water Quality.*



## R-47

## Water Quality Certification No. 3886

## Attachment A: 401 Stormwater Requirements

The requirements listed below shall be implemented in order to comply with Condition 12 of this General Certification. For the North Carolina Department of Transportation, compliance with NCDOT's Individual NPDES permit NCS000250 shall serve to satisfy the 401 and Isolated Wetland Stormwater Requirements.<sup>1</sup>

- A. **Design and Implementation Requirements.** All projects, regardless of project area, amount of built-upon area or amount of jurisdictional impact, shall meet the following stormwater design requirements:
- i. **Non-Erosive Discharge to Streams and Wetlands.** Stormwater conveyances that discharge to streams and wetlands must discharge at a non-erosive velocity prior to entering the stream or wetland during the peak flow from the ten-year storm.<sup>2</sup>
  - ii. **Vegetated Setbacks.** A 30-foot wide vegetated setback must be maintained adjacent to streams, rivers and tidal waters in areas that are not subject to a state Riparian Area Protection Rule or other more stringent vegetated setback requirements. The width of the setback shall be measured horizontally from the normal pool elevation of impounded structures, the top-of-bank of streams and rivers, and the mean high waterline of tidal waters, perpendicular to shoreline. Vegetated setback and filters required by state rules or local governments may be met concurrently with this requirement and may contain coastal, isolated or 404 jurisdictional wetlands. Non-jurisdictional portions of the vegetated setback may be cleared and graded, but must be planted with and maintained in grass or other vegetative or plant material.<sup>3</sup>
  - iii. **Construction and Operation.** The stormwater management plan must be constructed and operational before any permanent building or other structure is occupied or utilized at the site. The stormwater management plan, including drainage patterns, must be maintained in perpetuity.<sup>4</sup>
  - iv. **Coordination with Other Stormwater Programs.** Projects that are subject to another Division of Water Quality (DWQ) stormwater program, including (but not limited to) the 20 Coastal Counties, HQW, ORW or state-implemented Phase II NPDES, or a Certified Community's stormwater management program, must be constructed and maintained in compliance with the approved stormwater management plan.<sup>5</sup>
  - v. **Stormwater Design Requirements for Projects Not Covered Under Item (iv).** Projects that are not subject to another DWQ stormwater program or a Certified Community's stormwater program shall meet all of the following requirements:
    - a. **Low Density.** A site is low density if all the following requirements are met:
      1. The development has a built upon area of twenty-four percent (24%) or less, considering both current and future development. When determining the amount of built upon area, coastal wetlands shall be included; however, ponds, lakes and rivers as specified in North Carolina's Schedule of Classifications shall be excluded. If a portion of project has a density greater than 24%, the higher density area must be located in an upland area and away from surface waters and drainageways to the maximum extent practicable.<sup>6</sup>
      2. All stormwater runoff from the built upon areas is transported primarily via vegetated conveyances designed in accordance with the most recent version of the *NC DWQ Stormwater Best Management Practices Manual*. Alternative designs may be approved if the applicant can show that the design provides

## R-48

### Water Quality Certification No. 3886

equal or better water quality protection than the practices specified in the manual. The project must not include a stormwater collection system (such as piped conveyances) as defined in 15A NCAC 02B .0202(60).<sup>7</sup>

- b. **High Density.** Projects that do not meet the Low Density requirements shall meet the following requirements:

1. Stormwater runoff from the entire site must be treated by structural stormwater controls (BMPs) that are designed to remove eighty-five percent (85%) of the average annual amount of Total Suspended Solids (TSS). Stormwater runoff that drains directly to Nutrient Sensitive Waters (NSW) must also be treated to remove thirty percent (30%) of Total Nitrogen (TN) and Total Phosphorus (TP).<sup>8</sup>
2. All BMPs must be designed in accordance with the version of the *NC DWQ Stormwater Best Management Practices Manual* that is in place on the date of stormwater management plan submittal. Alternative designs may be approved if the applicant can show that the design provides equal or better water quality protection than the practices specified in the manual.<sup>9</sup>
3. DWQ may add specific stormwater management requirements on a case-by-case basis in order to ensure that a proposed activity will not violate water quality standards.<sup>10</sup>
4. DWQ may approve Low Impact Developments (LIDs) that meet the guidance set forth in the *Low Impact Development: A Guidebook for North Carolina*.<sup>11</sup>
5. Proposed new development undertaken by a local government solely as a public road project shall follow the requirements of the NC DOT BMP Toolbox rather than Items (1)-(4) above.<sup>12</sup>

- B. **Submittal Requirements.** The submittal requirements listed below apply only to projects that require written authorization as indicated in the applicable General Certification as well as projects that require an Isolated Wetlands Permit. **Any required documentation shall be sent to the Wetlands, Buffers and Stormwater Compliance and Permitting Unit at 1650 Mail Service Center, Raleigh, NC 27699-1650.**

- i. **Projects that are Subject to Another DWQ Stormwater Program:** If the project is subject to another DWQ stormwater program, such as the 20 Coastal Counties, HQW, ORW or state-implemented Phase II NPDES, then the applicant shall submit a copy of the stormwater approval letter before any impacts occur on site.<sup>13</sup>
- ii. **Projects that are Subject to a Certified Community's Stormwater Program.** If the project is subject to a certified local government's stormwater program, then the applicant shall submit one set of approved stormwater management plan details and calculations with documentation of the local government's approval before any impacts occur on site.<sup>5</sup>
- iii. **Projects Not Covered Under Items (i) or (ii).** If the project is not subject to another DWQ Stormwater Program or a Certified Community's stormwater program, then it shall be reviewed and approved by the DWQ through the Water Quality Certification authorization process.
  - a. **Low Density.** For low density projects, the applicant shall submit two copies of the DWQ Low Density Supplement Form with all required items.<sup>13</sup>

## R-49

## Water Quality Certification No. 3886

- b. **High Density.** For high density projects, the applicant shall submit two copies of a DWQ BMP Supplement Form and all required items at the specified scales for each BMP that is proposed.<sup>13</sup>
- iv. **Phasing.** Stormwater management plans may be phased on a case-by-case basis, with the submittal of a final stormwater management plan per Items (i)-(iii) above required for the current phase and a conceptual stormwater management plan for the future phase(s). The stormwater management plan for each future phase must be approved by the appropriate entity before construction of that phase is commenced. The approved stormwater management plan for each future phase must be constructed and operational before any permanent building or other structure associated with that phase is occupied.<sup>14</sup>
- v. **Stormwater Management Plan Modifications.** The stormwater management plan may not be modified without prior written authorization from the entity that approved the plan. If the project is within a Certified Community, then the applicant shall submit one set of approved stormwater management plan details and calculations with documentation of the local government's approval for record-keeping purposes. If the project is subject to DWQ review, then the applicant shall submit two copies of the appropriate Supplement Forms per Item (iii) above for any BMPs that have been modified for DWQ's review and approval.<sup>15</sup>

---

<sup>1</sup> The stormwater requirement for 401 applications is codified in 15A NCAC 02H .0506(b)(5) and (c)(5).

<sup>2</sup> Non erosive discharge rates are required in SL 2008-211§2(b)(1). The 10-year design storm standard is codified in 15A NCAC 02H .1008(f)(2) and .1008(g)(1).

<sup>3</sup> 30-foot vegetated setbacks are required in SL 2006-246§9(d), SL 2008-211§2(b), 15A NCAC 02H .1006(2)(c) and .1007(1)(a).

<sup>4</sup> Construction and maintenance of the stormwater plan is necessary to satisfy 15A NCAC 02H .0506(b)(5).

<sup>5</sup> Conveys application procedure to streamline the permitting process and reduce any unnecessary duplication in the review of stormwater management plans.

<sup>6</sup> Low density built upon area thresholds are set in SL 2006-246§9(c) and SL 2008-211§2(b).

<sup>7</sup> The requirement for low density development to use vegetated conveyances is codified in SL 2006-246§9(c), SL 2008-211§2(b), 15A NCAC 02H .1006(2)(b) and .1007(1)(a). The Stormwater BMP Manual is also referenced in 15A NCAC 02B .0265(3)(a) and .0277(4)(e).

<sup>8</sup> 85% TSS removal is required in SL 2006-246§9(d), SL 2008-211§2(b), 15A NCAC 02H .1006(2)(c), 15A NCAC 02H .1007(1)(a). The 30% TN and TP removal requirements for NSW waters are set forth in 15A NCAC 02B .0232, 15A NCAC 02B .0257(a)(1), 15A NCAC 02B .0265(3)(a) and 15A NCAC 02B .0277(4).

<sup>9</sup> The Stormwater BMP Manual is also referenced in 15A NCAC 02B .0265(3)(a) and .0277(4)(e).

<sup>10</sup> The requirement for DWQ to ensure that water quality standards are protected before issuing a 401 certification is codified in 15A NCAC 02H .0506.

<sup>11</sup> The LID Toolbox is also referenced in 15A NCAC 02B .0277(4)(g).

<sup>12</sup> The term "public road project" is defined in 15A NCAC 02B .0265(3)(a).

<sup>13</sup> Conveys application procedure to streamline the permitting process.

<sup>14</sup> Phased development is addressed as a "common plan of development" in 15A NCAC 02H .1003(3).

<sup>15</sup> Procedures for modifying stormwater plans are set forth in 15A NCAC 02H .1011.



R-51

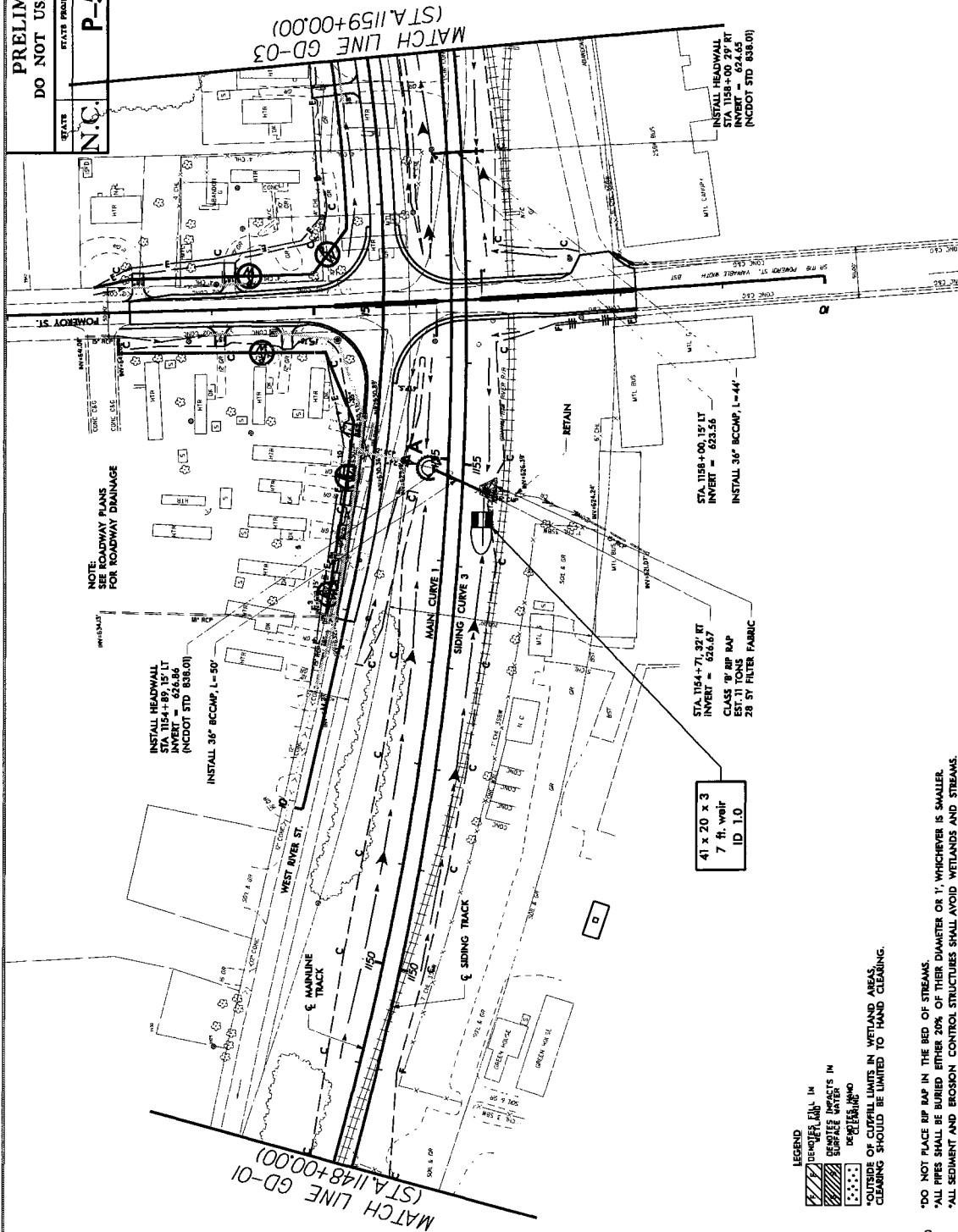
**PRELIMINARY PLANS**  
**DO NOT USE FOR CONSTRUCTION**

STATE PROJECT REFERENCE NO.  
**P-5205**

STATE  
**N.C.**


INVERT  
 INC.

TOTAL SHEETS



- LEGEND**
- DEPOSITS, FILL IN
  - EMBANKMENT
  - RIPRAP
  - FILTER FABRIC
  - CLEANING
  - WETLANDS
- WETLANDS SHALL BE LIMITED TO HAND CLEARING. CLEARING SHOULD BE LIMITED TO HAND CLEARING.

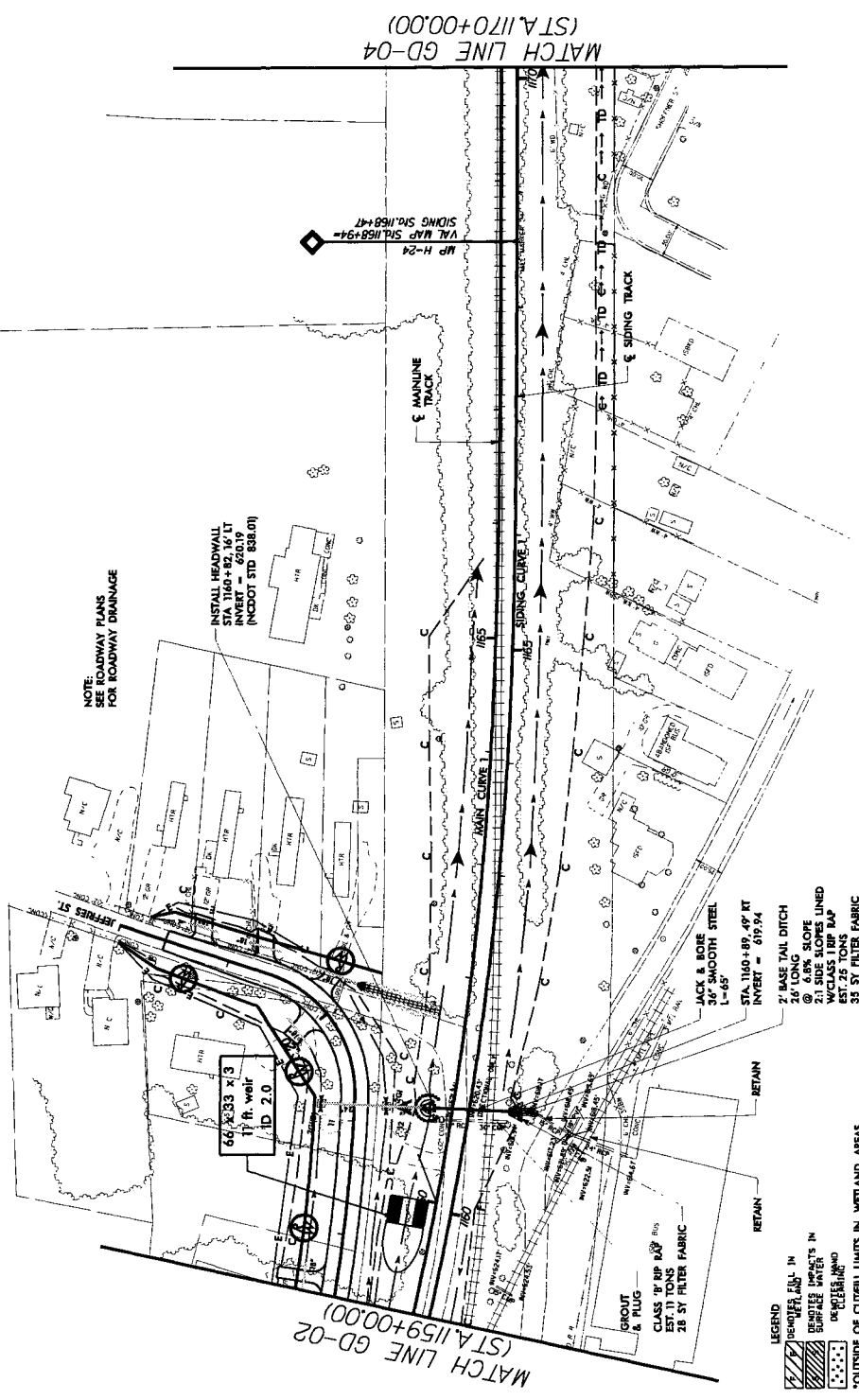
DO NOT PLACE RIP RAP IN THE BED OF STREAMS.  
 ALL PIPES SHALL BE BURIED EITHER 20% OF THEIR DIAMETER OR 1', WHICHEVER IS SMALLER.  
 ALL SEDIMENT AND EROSION CONTROL STRUCTURES SHALL AVOID WETLANDS AND STREAMS.



DESIGN SPEED	DRAWING NO.	CD-02
	SCALE	
	SHEET NO.	
<b>GRAHAM-HAW RIVER SIDING AND MAINLINE RELOCATION                  GRADING, DRAINAGE, AND                  EROSION CONTROL PLAN                  SHEET 2 OF 11                  ALAMANCE COUNTY</b>		
HDR Engineering, Inc. of the Carolinas 440 S. Church Street, Suite 1000, Cary, NC 27513		
DESIGNED BY	MMD	
DRAWN BY	JLK	
CHECKED BY	KVL	
DATE		
DESCRIPTION	INCOMPLETE PLANS PRELIMINARY PLANS FOR THE GRAHAM-HAW RIVER RELOCATION PROJECT	
REV. NO.	DATE	BY

R-52

<b>PRELIMINARY PLANS</b>	
DO NOT USE FOR CONSTRUCTION	
STATE PROJECT REFERENCE NO.	P-5205
STATE	N.C.
SHEET NO.	
TOTAL SHEETS	



MATCH LINE GD-04 (STA. 1170+00.00)

MATCH LINE GD-02 (STA. 1159+00.00)

NOTE: SEE ROADWAY PLANS FOR ROADWAY DRAINAGE

INSTALL HEADWALL  
STA 1160+82 14' LT  
INVERT = 620.19  
(NCDOT STD 838.01)

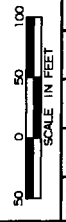
JACK & BORE  
34" SMOOTH STEEL  
L=65'  
STA 1160+89.49' RT  
INVERT = 619.94

2' BASE TAIL DITCH  
26' LONG  
2:1 SIDE SLOPE  
W/CLASS 1 BIT RAP  
EST. 25 TONS  
35 SY FILTER FABRIC

PROUT & PLUG  
CLASS 1 BIT RAP  
25 SY FILTER FABRIC

LEGEND

\*OUTSIDE OF CUTFILL LIMITS IN WETLAND AREAS, CLEARING SHOULD BE LIMITED TO "HAND CLEARING."  
 \*DO NOT PLACE BIT RAP IN THE BED OF STREAMS.  
 \*ALL PILES SHALL BE BURIED EITHER 20% OF THEIR DIAMETER OR 1', WHICHEVER IS SMALLER.  
 \*ALL SEDIMENT AND EROSION CONTROL STRUCTURES SHALL AVOID WETLANDS AND STREAMS.



DESIGN SPEED	
DRAWING NO.	GD-03
SCALE	
SHEET NO.	

GRAHAM-HAW RIVER SIDING AND MAINLINE RELOCATION  
 GRADING, DRAINAGE, AND  
 EROSION CONTROL PLAN  
 SHEET 3 OF 11  
 ALAMANCE COUNTY

NC DEPARTMENT OF TRANSPORTATION  
**RAIL DIVISION**

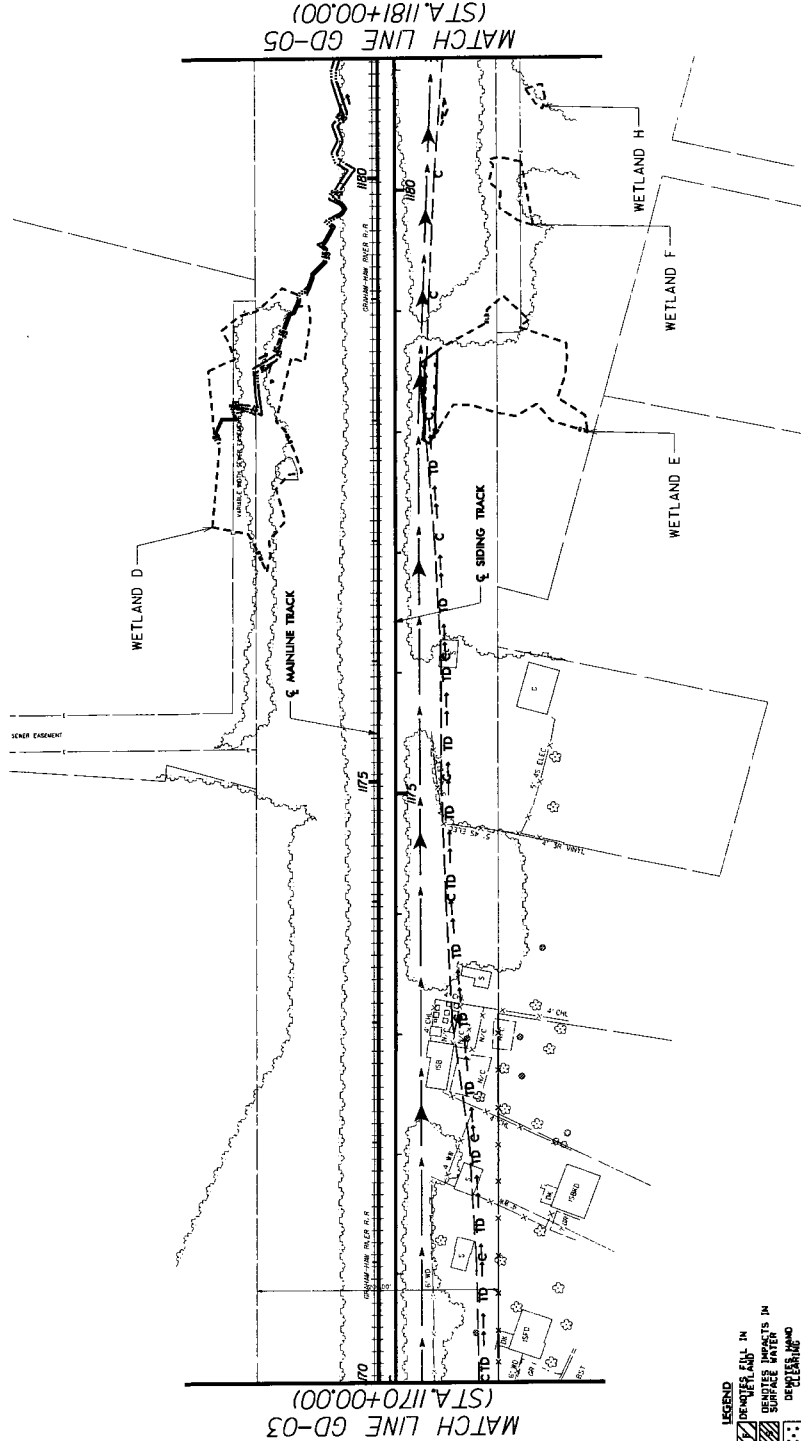
HDR  
 HDR Engineering, Inc. of the Carolinas  
 140 S. Church Street, Suite 1000, Charlotte, NC 28202

DESIGNED BY	MMB
DRAWN BY	JLK
CHECKED BY	KVL
DATE	
DESCRIPTION	INCOMPLETE PLANS DO NOT USE FOR CONSTRUCTION PRELIMINARY PLANS DO NOT USE FOR CONSTRUCTION
REV. NO.	DATE
BY	APP. BY

**PRELIMINARY PLANS  
DO NOT USE FOR CONSTRUCTION**

STATE	STATE PROJECT REFERENCE NO.	SHEET NO.	TOTAL SHEETS
N.C.	P-5205		

R-53



MATCH LINE GD-03  
(STA. 1170+00.00)

MATCH LINE GD-05  
(STA. 1181+00.00)

- LEGEND**
- RIP RAP IN THE BED OF STREAMS
  - ALL SEDIMENT AND EROSION CONTROL STRUCTURES SHALL AVOID WETLANDS AND STREAMS.
  - WETLAND IMPACTS IN REMOTE AREAS SHALL AVOID WETLANDS AND STREAMS.
  - PRELIMINARY PLANS DO NOT USE FOR CONSTRUCTION

\*OUTSIDE OF CUTFILL LIMITS IN WETLAND AREAS, CLEARING SHOULD BE LIMITED TO HAND CLEARING.

DO NOT PLACE RIP RAP IN THE BED OF STREAMS.  
\*ALL PIPES SHALL BE BURIED EITHER 20% OF THEIR DIAMETER OR 1', WHICHEVER IS SMALLER.  
\*ALL SEDIMENT AND EROSION CONTROL STRUCTURES SHALL AVOID WETLANDS AND STREAMS.



	 <b>RAIL DIVISION</b>	 HDR Engineering, Inc. of the Carolinas 440 S. Church Street, Suite 1000, Charlotte, NC 28202	<b>GRAHAM-HAW RIVER SIDING AND MAINLINE RELOCATION GRADING, DRAINAGE, AND EROSION CONTROL PLAN SHEET 4 OF 11 ALAMANCE COUNTY</b>
DESIGNED BY: MAM DRAWN BY: JLK CHECKED BY: KVL DATE:	HYDRAULICS ENGINEER	DRAINAGE SPEED DRAWING NO. GD-04 SCALE SHEET NO.	INCOMPLETE PLANS DO NOT USE FOR CONSTRUCTION PRELIMINARY PLANS DO NOT USE FOR CONSTRUCTION

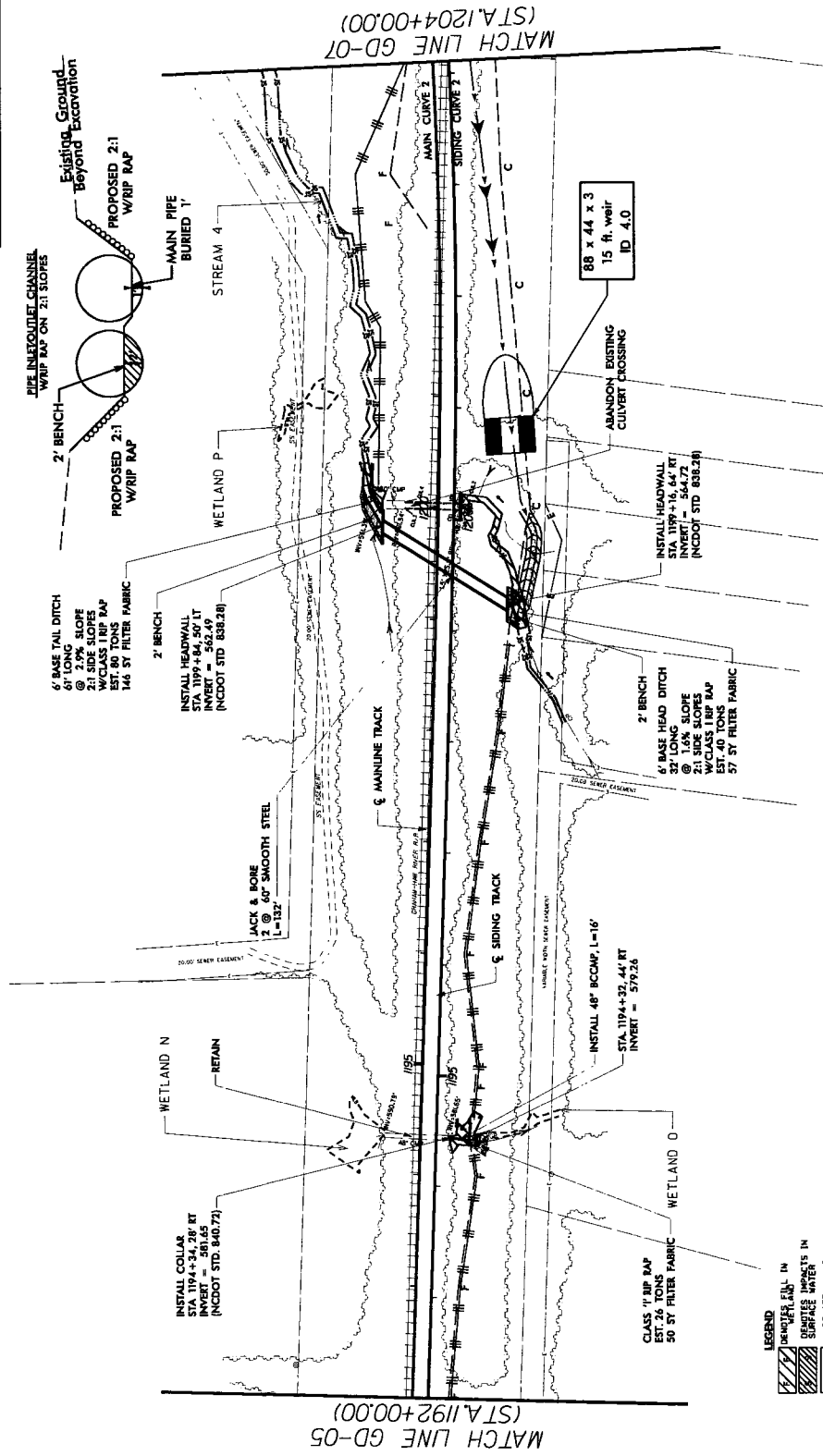




R-55

PRELIMINARY PLANS  
DO NOT USE FOR CONSTRUCTION

STATE	STATE PROJECT REFERENCE NO.	SHEET NO.	TOTAL SHEETS
N.C.	P-5205		



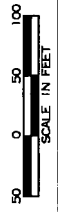
MATCH LINE GD-05  
(STA. 1192+00.00)

MATCH LINE GD-07  
(STA. 1204+00.00)

LEGEND  

 EMBANKMENT FILL IN SURFACE WATER  
 DEBRIS MEMO  
 \*OUTSIDE OF CURVE LIMITS IN WETLAND AREAS CLEARING SHOULD BE LIMITED TO HARD CLEARING.

DO NOT PLACE RIP RAP IN THE BED OF STREAMS.  
 \*ALL PIPES SHALL BE BURIED EITHER 20% OF THEIR DIAMETER OR 1', WHICHEVER IS SMALLER.  
 \*ALL SEDIMENT AND EROSION CONTROL STRUCTURES SHALL AVOID WETLANDS AND STREAMS.



DESIGN SPEED	DESIGN NO.	GD-06
DRAWING NO.	SCALE	
SHEET NO.	SHEET NO.	

GRAHAM-HAW RIVER SIDING AND MAINLINE RELOCATION  
 GRADING, DRAINAGE, AND  
 EROSION CONTROL PLAN  
 SHEET 6 OF 11  
 ALAMANCE COUNTY

DESIGNED BY: MAM  
 DRAWN BY: JLK  
 CHECKED BY: KVL  
 DATE:

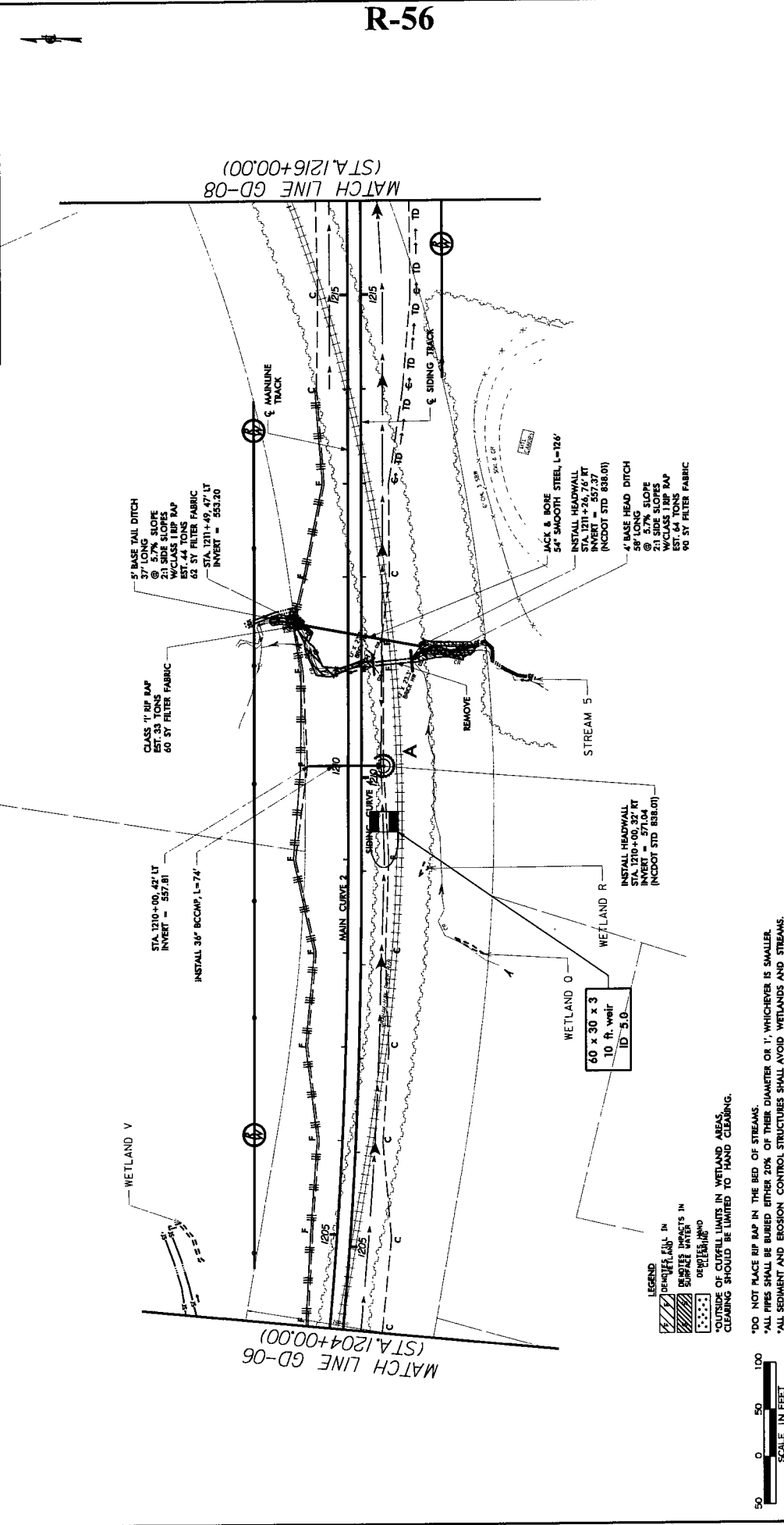
INCOMPLETE PLANS  
 IN THE FIELD FOR THE  
 PRELIMINARY PLANS  
 BY THE FIELD SUPERVISOR

NC DEPARTMENT OF TRANSPORTATION  
 RAIL DIVISION  
 HDR Engineering, Inc. of the Carolinas  
 440 S. Church Street, Suite 1000, Charlotte, NC 28202

R-56

**PRELIMINARY PLANS**  
**DO NOT USE FOR CONSTRUCTION**

STATE: **N.C.** STATES PROPERTY REFERENCE NO: **P-5205**



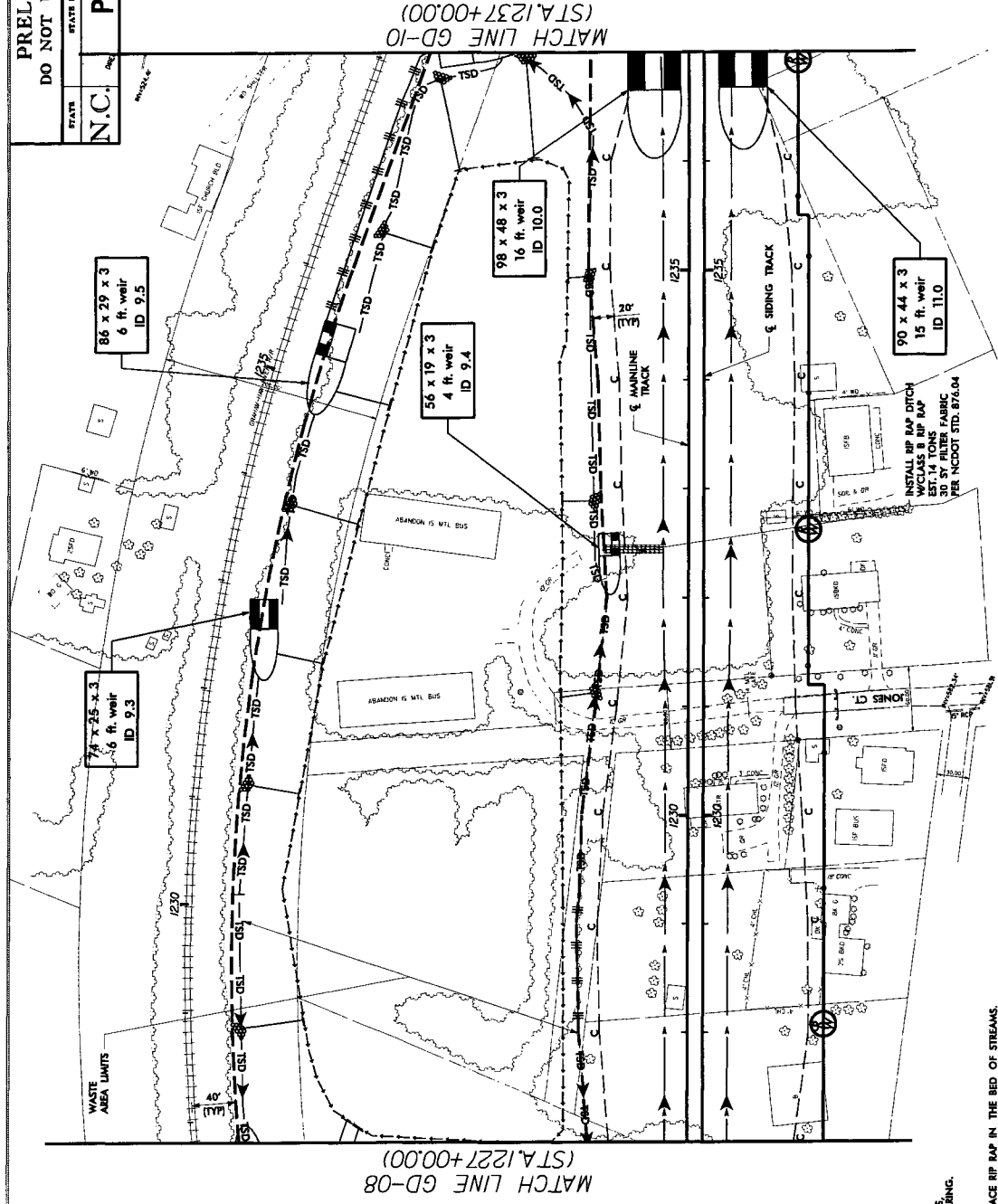
DESIGN SPEED	DRAWING NO.	GD-07
SCALE	SHEET NO.	
<b>GRAHAM-HAW RIVER SIDING AND MAINLINE RELOCATION          GRADING, DRAINAGE, AND          EROSION CONTROL PLAN</b> SHEET 7 OF 11 ALAMANCE COUNTY		
HDR Engineering, Inc. of the Carolinas 448 S. Church Street, Suite 100, Charlotte, NC 28202		
DESIGNED BY:	MMD	
DRAWN BY:	JLK	
CHECKED BY:	KVL	
DATE:		
DESCRIPTION	<b>INCOMPLETE PLANS</b> <b>PRELIMINARY PLANS</b>	



R-58

PRELIMINARY PLANS  
DO NOT USE FOR CONSTRUCTION

STATE PROJECT REFERENCE NO.	P-5205
STATE	N.C.
SHEET NO.	
TOTAL SHEETS	



MATCH LINE GD-08  
(STA. 1227+00.00)

MATCH LINE GD-10  
(STA. 1237+00.00)

LEGEND  

 RIP RAP  
 EROSION CONTROL STRUCTURES  
 WETLAND AREAS

\*OUTSIDE OF CUTFILL LIMITS IN WETLAND AREAS,  
CLEANING SHOULD BE LIMITED TO HAND CLEARING.

50 0 50 100  
SCALE IN FEET

\*DO NOT PLACE RIP RAP IN THE BED OF STREAMS.  
 \*ALL PIPES SHALL BE BURIED EITHER 20% OF THEIR DIAMETER OR 1', WHICHEVER IS SMALLER.  
 \*ALL SEDIMENT AND EROSION CONTROL STRUCTURES SHALL AVOID WETLANDS AND STREAMS.

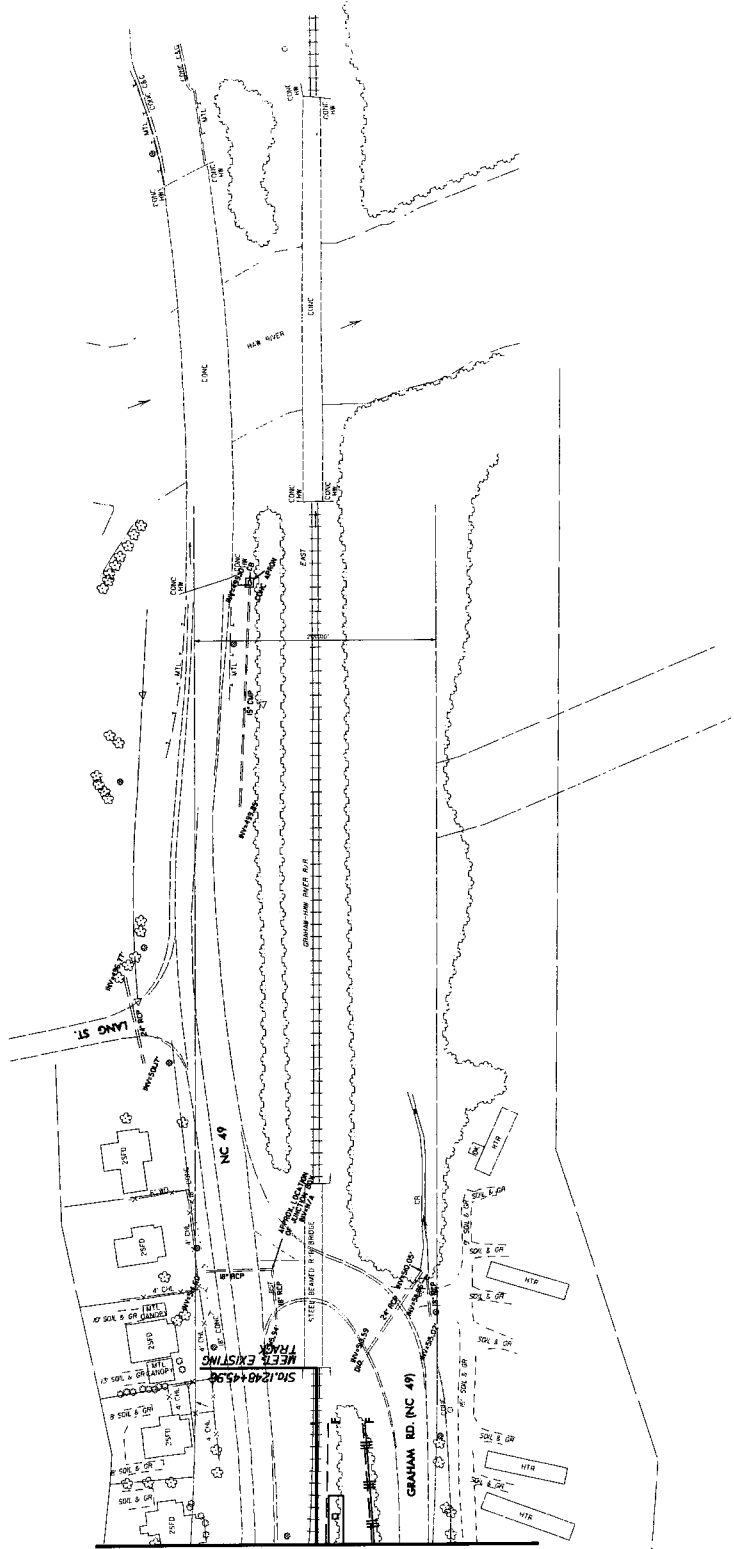
DESIGNED BY	MAD	DATE	
DRAWN BY	JLK	CHECKED BY	KVL
INCOMPLETE PLANS DO NOT USE FOR CONSTRUCTION			
PRELIMINARY PLANS DO NOT USE FOR CONSTRUCTION			
DESIGN SPEED		DRAWING NO.	GD-09
		SCALE	
		SHEET NO.	
GRAHAM-HAW RIVER SIDING AND MAINLINE RELOCATION GRADING, DRAINAGE, AND EROSION CONTROL PLAN SHEET 9 OF 11 ALAMANCE COUNTY			
HDR Engineering, Inc. of the Carolinas 440 S. Grant Street, Suite 1000, Charlotte, NC 28202			



R-60

PRELIMINARY PLANS  
DO NOT USE FOR CONSTRUCTION

STATE	STATE PROJECT REFERENCE NO.	SHEET NO.	TOTAL SHEETS
N.C.	P-5205		



MATCH LINE GD-10  
(STA 1247+00.00)

- LEGEND
- 12 INCHER DIA. IN SURFACE WATER
  - 6 INCHER DIA. IN SURFACE WATER
  - 4 INCHER DIA. IN SURFACE WATER
  - 2 INCHER DIA. IN SURFACE WATER

\*OUTSIDE OF CUT/FILL LIMITS IN WETLAND AREAS. CLEARING SHOULD BE LIMITED TO HAND CLEARING.

50 0 50 100  
SCALE IN FEET

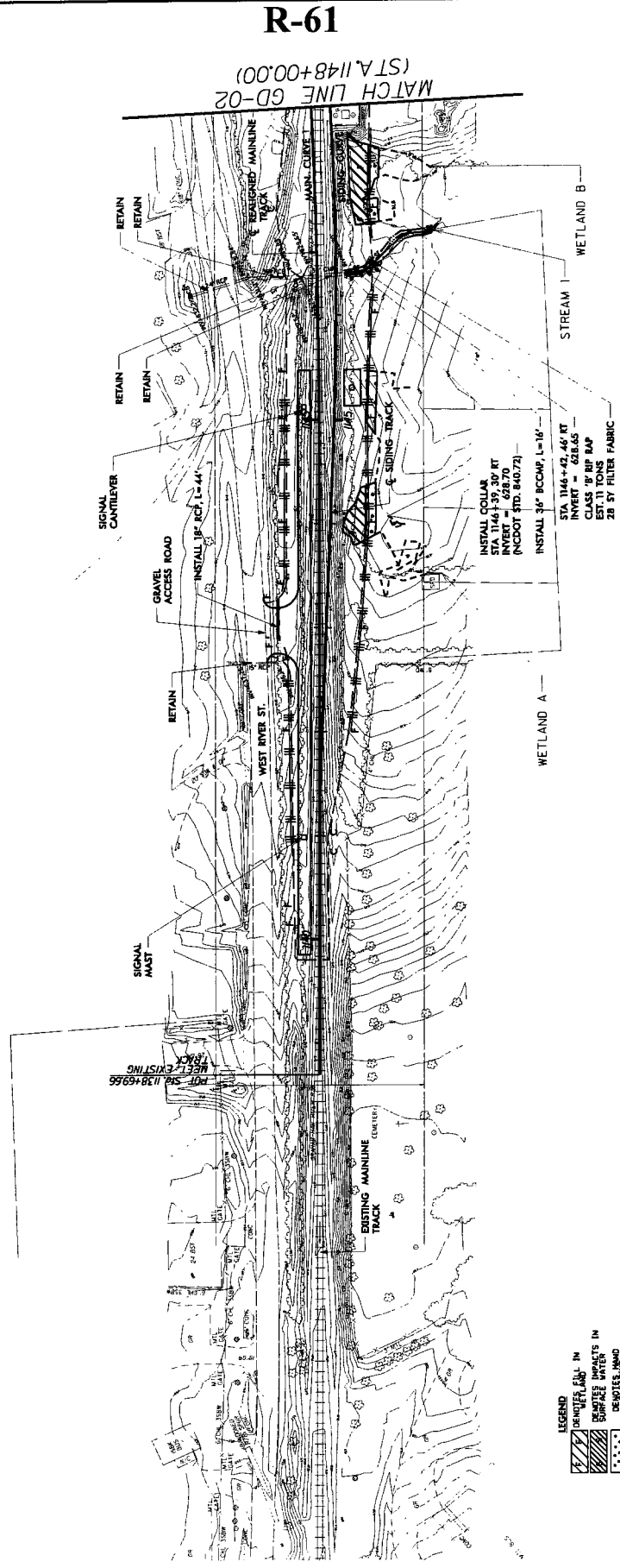
\*DO NOT PLACE RIP RAP IN THE BED OF STREAMS.  
\*ALL PIPES SHALL BE BURIED EITHER 20% OF THEIR DIAMETER OR 1', WHICHEVER IS SMALLER.  
\*ALL SEDIMENT AND EROSION CONTROL STRUCTURES SHALL AVOID WETLANDS AND STREAMS.

DESIGNED BY	MAAD	DESIGNED BY	PROJ. MANAGER
DRAWN BY	JLK	DRAWN BY	
CHECKED BY	KVL	CHECKED BY	
DATE		DATE	
<p>INCOMPLETE PLANS PRELIMINARY PLANS DO NOT USE FOR CONSTRUCTION</p>		<p>NC DEPARTMENT OF TRANSPORTATION <b>RAIL DIVISION</b> HDR Engineering, Inc. of the Carolinas 448 S. Church Street, Suite 1000, Charlotte, NC 28202</p>	
<p>GRAHAM-HAW RIVER SIDING AND MAINLINE RELOCATION GRADING, DRAINAGE, AND EROSION CONTROL PLAN SHEET 11 OF 11 ALAMANCE COUNTY</p>		<p>DESIGN SPEED: DRAWING NO. GD-11 SCALE: SHEET NO.:</p>	

**PRELIMINARY PLANS**  
**DO NOT USE FOR CONSTRUCTION**

STATE: **N.C.** STATES PROJECT REFERENCE NO.: **P-5205**

DISK NO.: \_\_\_\_\_  
 DRAWING NO.: **GD-01**  
 SCALE: \_\_\_\_\_  
 SHEET NO.: \_\_\_\_\_



**R-61**

- LEGEND**
- DENOTES FILL IN CHANNELS
  - DENOTES FILL IN SURFACE WATER
  - DENOTES MUD DEPOSIT
  - DENOTES MUD DEPOSIT
  - DENOTES MUD DEPOSIT
- COUSINE OF WETLANDS IN WETLAND AREAS CLEARING SHOULD BE LIMITED TO HAND CLEARING.

50 0 50 100  
 SCALE IN FEET

DO NOT PLACE RIP RAP IN THE BED OF STREAMS.  
 \*ALL PIPES SHALL BE BURIED EITHER 20% OF THEIR DIAMETER OR 1', WHICHEVER IS SMALLER.  
 \*ALL SEDIMENT AND EROSION CONTROL STRUCTURES SHALL AVOID WETLANDS AND STREAMS.

REV. NO.	DATE	BY	APP. BY	DESCRIPTION

DESIGNED BY: <b>MMB</b>	HYDRAULIC ENGINEER
DRAWN BY: <b>JLK</b>	
CHECKED BY: <b>KVL</b>	
DATE: _____	

<b>INCOMPLETE PLANS</b> DO NOT USE FOR CONSTRUCTION	
<b>PRELIMINARY PLANS</b> DO NOT USE FOR CONSTRUCTION	

<b>NC DEPARTMENT OF TRANSPORTATION</b> <b>RAIL DIVISION</b>	
<b>HDR Engineering, Inc. of the Carolinas</b> 448 S. Church Street, Suite 1000, Charlotte, NC 28202	

<b>GRAHAM-HAW RIVER SIDING AND MAINLINE RELOCATION</b> <b>STREAM AND WETLAND IMPACTS</b> <b>PERMIT PLAN</b> SHEET 1 OF 11 ALAMANCE COUNTY	
---	--

R-62

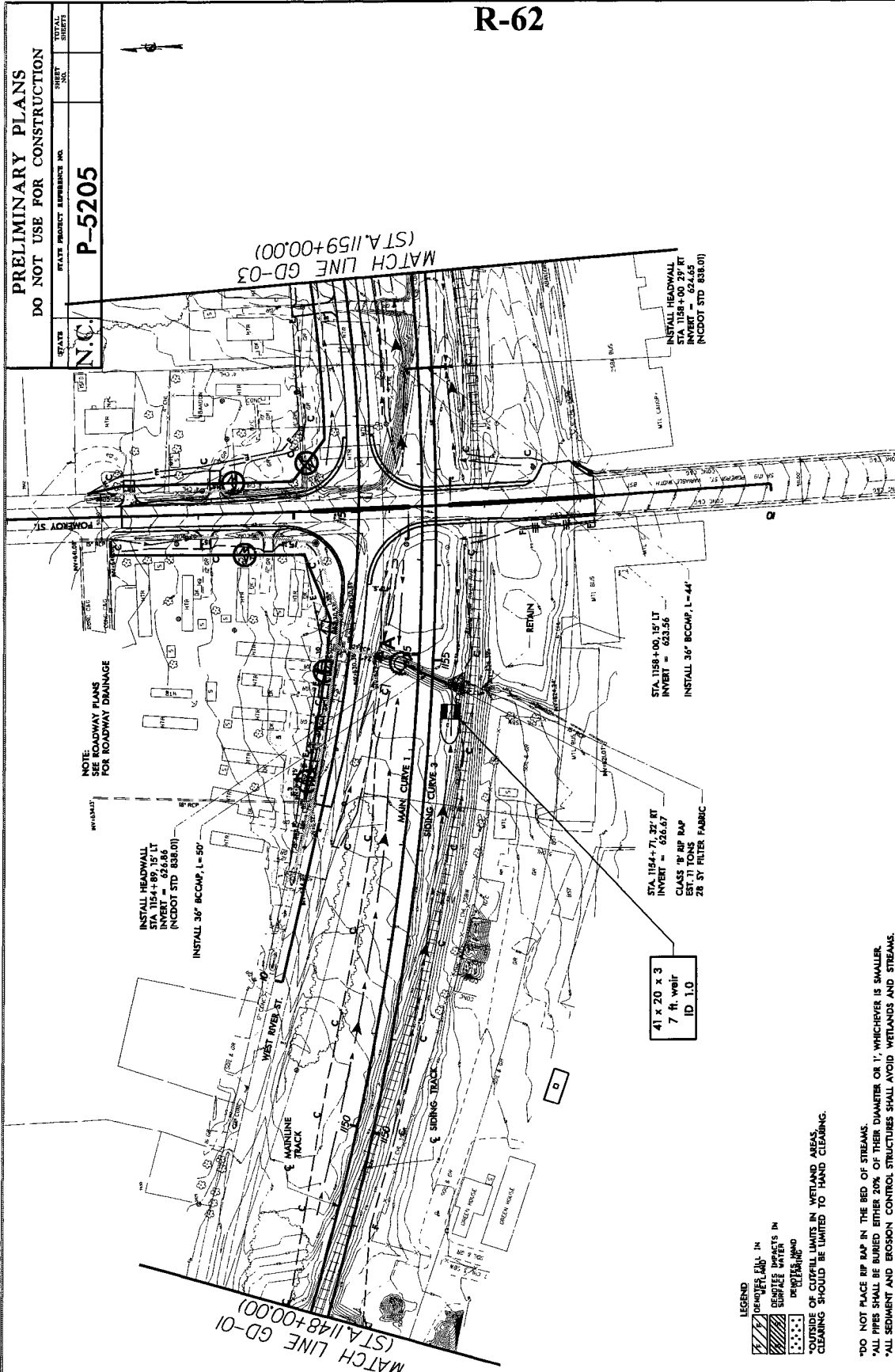
PRELIMINARY PLANS  
DO NOT USE FOR CONSTRUCTION

STATE PROJECT REFERENCE NO.  
**P-5205**

STATE  
**N.C.**

SHEET NO.  
**GD-02**

TOTAL SHEETS



NOTE:  
SEE ROADWAY PLANS  
FOR ROADWAY DRAINAGE

INSTALL HEADWALL  
STA. 1144+71.37 RT  
INVERT = 624.64  
(NCDOT STD 838.01)

INSTALL 36" RCCP, L=50'

STA. 1154+71.37 RT  
INVERT = 626.67  
CLASS 'B' R/P R/P  
EST. 71 TONS  
28 SY FILTER FABRIC

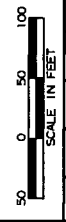
41 x 20 x 3  
7 ft. well  
ID 1.0

STA. 1158+00.15' LT  
INVERT = 623.56  
INSTALL 36" RCCP, L=44'

INSTALL HEADWALL  
STA. 1158+00.37 RT  
INVERT = 624.65  
(NCDOT STD 838.01)

- LEGEND
- OPENINGS CALL IN WETLANDS
  - SURFACE WATER
  - DRAINAGE
  - CLEANING
  - STRUCTURES IN WETLANDS AREAS SHOULD BE LIMITED TO HAND CLEANING

\*DO NOT PLACE R/P R/P IN THE BED OF STREAMS.  
\*ALL PIPES SHALL BE BURIED EITHER 20% OF THEIR DIAMETER OR 1', WHICHEVER IS SMALLER.  
\*ALL SEDIMENT AND EROSION CONTROL STRUCTURES SHALL AVOID WETLANDS AND STREAMS.



GRAPHAM-HAW RIVER SIDING AND MAINLINE RELOCATION  
GRADING, DRAINAGE, AND  
EROSION CONTROL PLAN  
SHEET 2 OF 11  
ALAMANCE COUNTY

NC DEPARTMENT OF TRANSPORTATION  
**RAIL DIVISION**

HDR Engineering, Inc. of the Carolinas  
440 S. Church Street, Suite 1000, Charlotte, NC 28202

REV. NO.	DATE	BY	APP. BY	DESCRIPTION

DESIGNED BY	MMD
DRAWN BY	JLK
CHECKED BY	KVL
DATE	

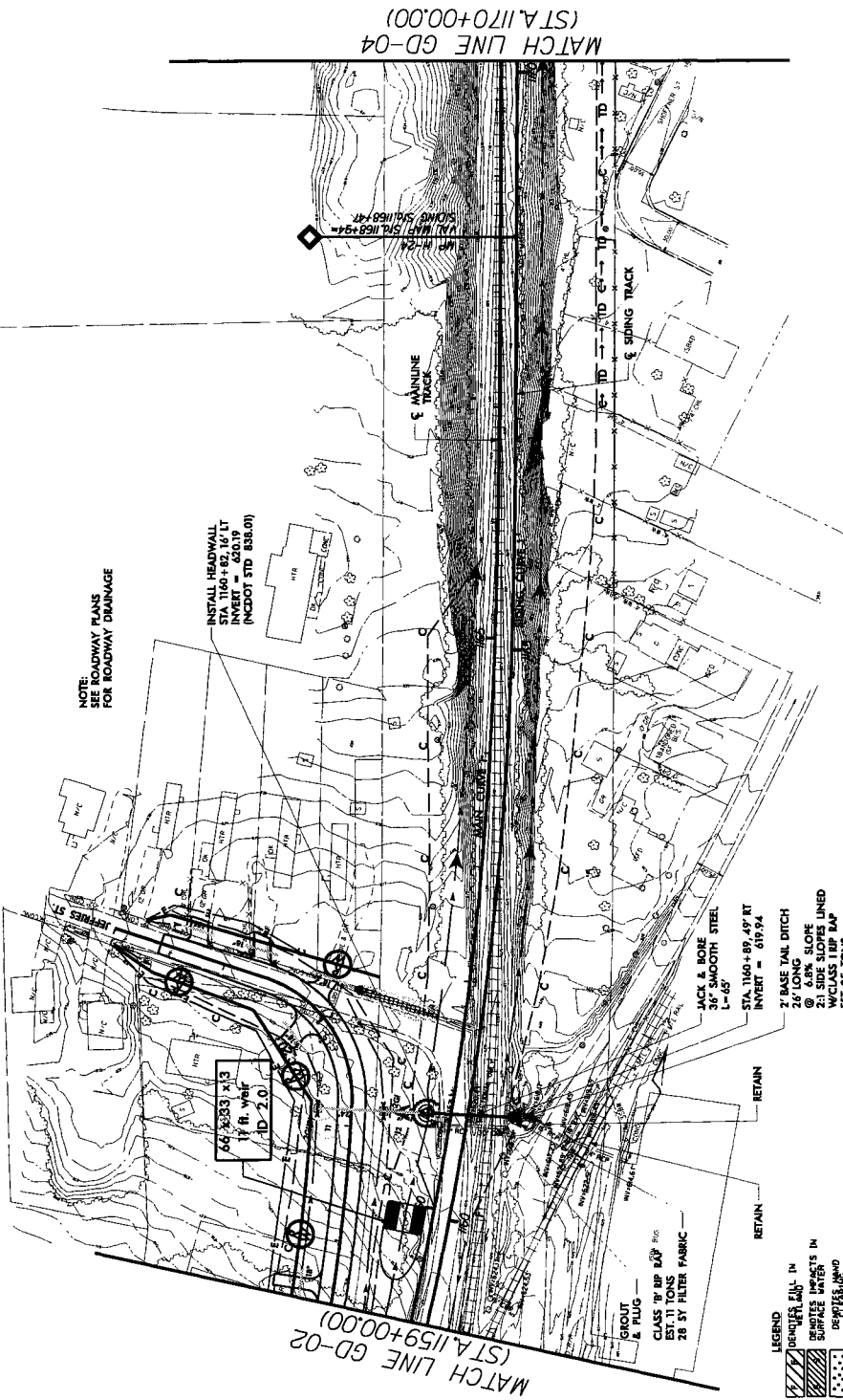
INCOMPLETE PLANS NO WORK SHALL BE DONE ON THESE PLANS
PRELIMINARY PLANS NO WORK SHALL BE DONE



R-63

**PRELIMINARY PLANS**  
DO NOT USE FOR CONSTRUCTION

STATE	PROJECT REFERENCE NO.	SHEET NO.	TOTAL SHEETS
N.C.	P-5205		



DESIGNED BY	MMD	DESIGNED BY	HYDRAULICS ENGINEER
DRAWN BY	JLK	DESIGNED BY	HYDRAULICS ENGINEER
CHECKED BY	KVL	DESIGNED BY	HYDRAULICS ENGINEER
DATE		DESIGNED BY	HYDRAULICS ENGINEER

INCOMPLETE PLANS  
FOR USE ONLY FOR CONSTRUCTION

PRELIMINARY PLANS  
FOR USE ONLY FOR CONSTRUCTION

NC DEPARTMENT OF TRANSPORTATION  
RAIL DIVISION

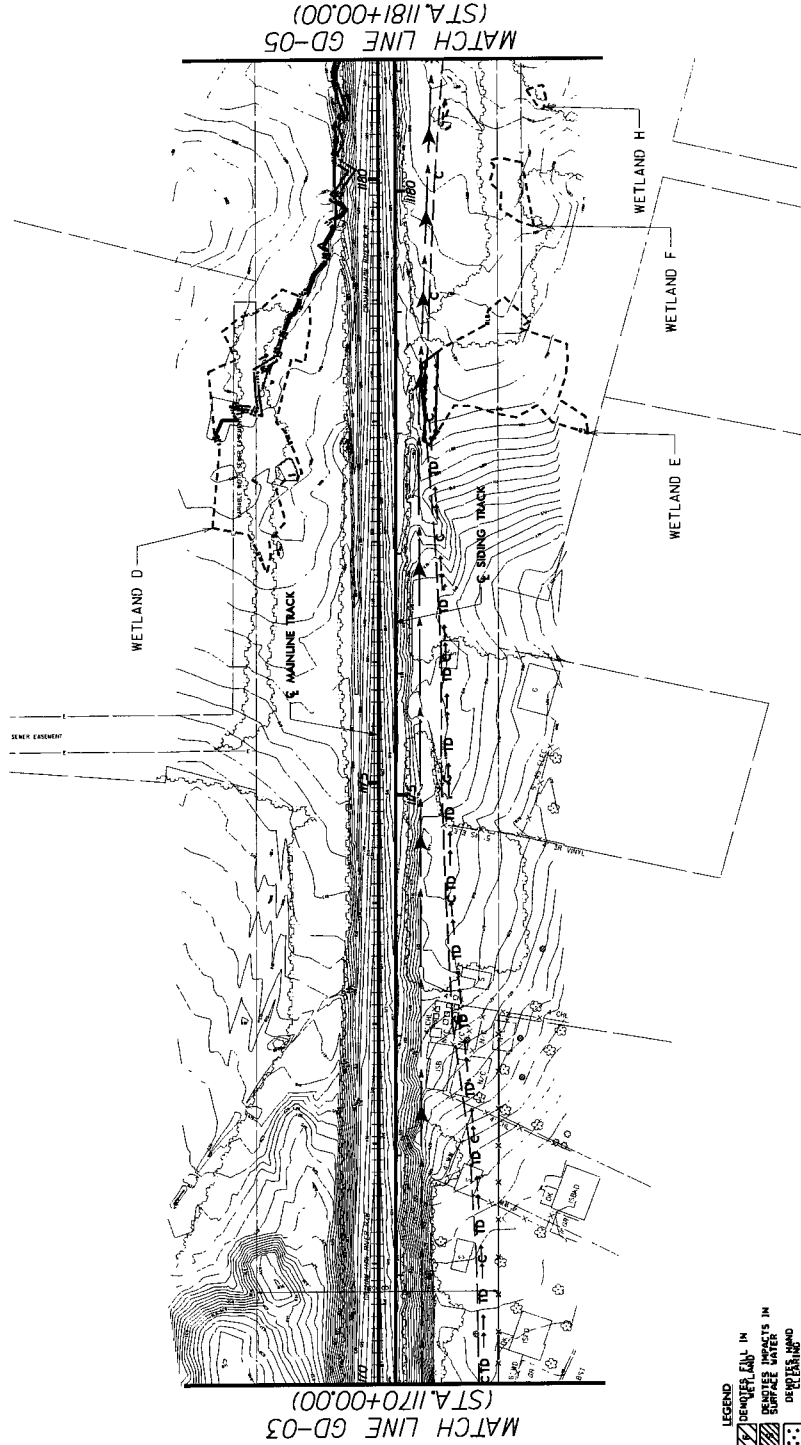
HDR  
HDR Engineering, Inc. of the Carolinas  
440 S. Church Street, Suite 1000, Charlotte, NC 28202

GRAHAM-HAW RIVER SIDING AND MAINLINE RELOCATION  
GRADING, DRAINAGE, AND  
EROSION CONTROL PLAN  
SHEET 3 OF 11  
ALAMANCE COUNTY

R-64

**PRELIMINARY PLANS**  
DO NOT USE FOR CONSTRUCTION

STATE	STATS PROJECT REFERENCE NO.	SHEET NO.	TOTAL SHEETS
N.C.	P-5205		



- LEGEND**
- DEBRIS FLOW IN SURFACE WATER
  - IMPACTS IN SURFACE WATER
  - DEBRIS FLOW ON LAND
  - WETLAND AREAS
- \*OUTSIDE OF CUTWILL LIMITS IN WETLAND AREAS, CLEARING SHOULD BE LIMITED TO HAND CLEARING.

50 0 50 100  
SCALE IN FEET

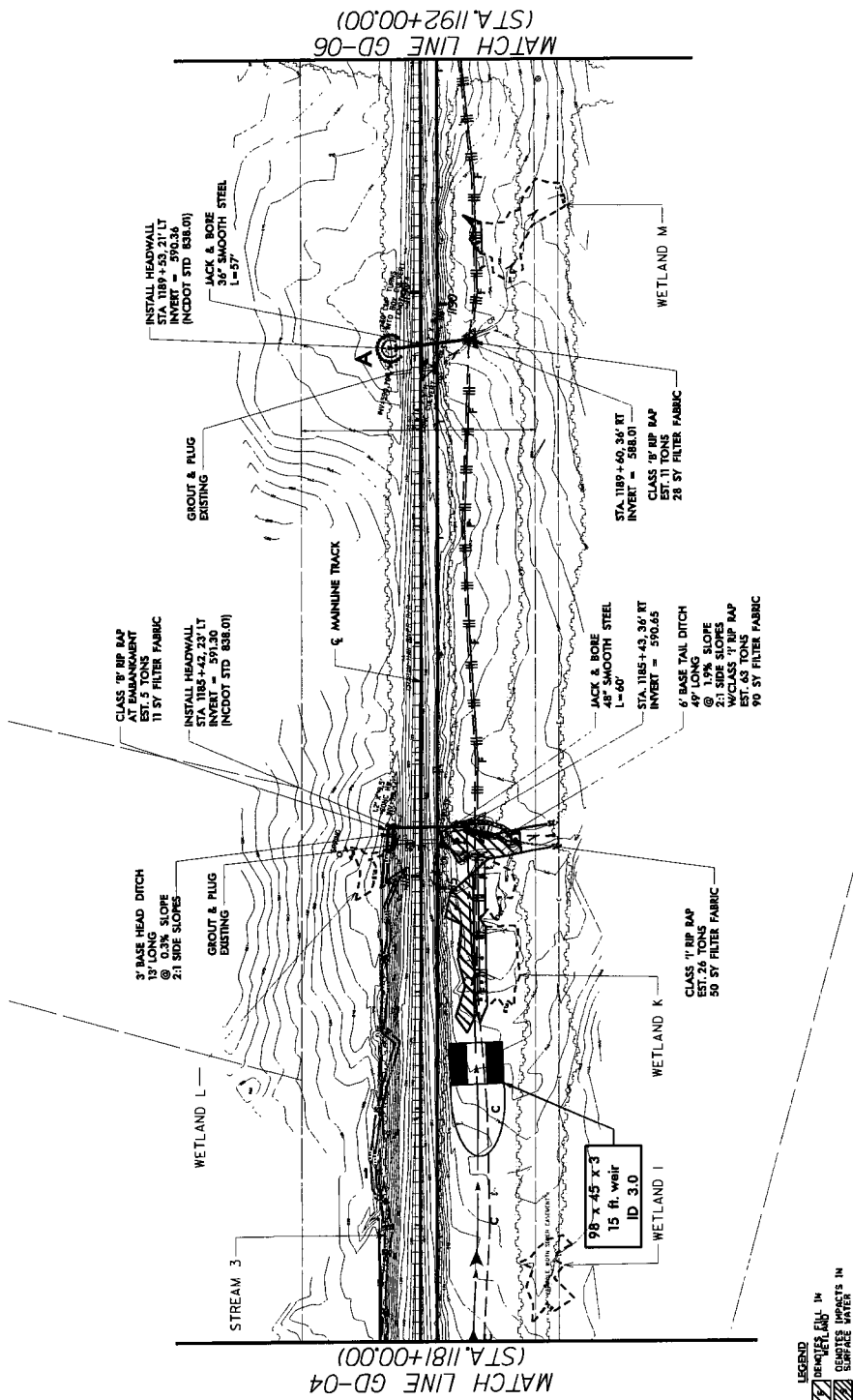
DO NOT PLACE RIP RAP IN THE BED OF STREAMS.  
\*ALL PIPES SHALL BE BURIED EITHER 20% OF THEIR DIAMETER OR 1', WHICHEVER IS SMALLER.  
\*ALL SEDIMENT AND EROSION CONTROL STRUCTURES SHALL AVOID WETLANDS AND STREAMS.

REV. NO.	DATE	BY	APP. BY	DESCRIPTION	HYDRAULIC ENGINEER	DESIGNED BY: MMD	DRAWN BY: JLK	CHECKED BY: KYL	DATE
				INCOMPLETE PLANS IN THE FIELD AND THE PRELIMINARY PLANS DO NOT HAVE CONSTRUCTION					
					NC DEPARTMENT OF TRANSPORTATION <b>RAIL DIVISION</b> HDR Engineering, Inc. of the Carolinas 408 S. Church Street, Suite 1000, Charlotte, NC 28202				
GRAHAM-HAW RIVER SIDING AND MAINLINE RELOCATION GRADING, DRAINAGE, AND EROSION CONTROL PLAN SHEET 4 OF 11 ALAMANCE COUNTY					DRAWING NO. GD-04 SCALE SHEET NO.				

**PRELIMINARY PLANS**  
DO NOT USE FOR CONSTRUCTION

STATE	STATE PROJECT REFERENCE NO.	SHEET NO.	TOTAL SHEETS
N.C.	P-5205		

R-65



MATCH LINE GD-06  
(STA. 1192+00.00)

MATCH LINE GD-04  
(STA. 1181+00.00)

- LEGEND**
- RIP RAP IN CHANNEL
  - RIP RAP ON BANKS
  - RIP RAP ON SLOPES
  - RIP RAP ON FLATS
  - RIP RAP ON WETLANDS
  - RIP RAP ON STREAM BEDS
  - RIP RAP ON STREAM BANKS
  - RIP RAP ON STREAM SLOPES
  - RIP RAP ON STREAM FLATS
  - RIP RAP ON STREAM WETLANDS
  - RIP RAP ON STREAM BEDS
  - RIP RAP ON STREAM BANKS
  - RIP RAP ON STREAM SLOPES
  - RIP RAP ON STREAM FLATS
  - RIP RAP ON STREAM WETLANDS

\*DO NOT PLACE RIP RAP IN THE BED OF STREAMS.  
\*ALL PIPES SHALL BE BURIED EITHER 20% OF THEIR DIAMETER OR 1', WHICHEVER IS SMALLER.  
\*ALL SEDIMENT AND EROSION CONTROL STRUCTURES SHALL AVOID WETLANDS AND STREAMS.  
\*OUTSIDE OF CUTFILL LIMITS IN WETLAND AREAS, CLEANING SHOULD BE LIMITED TO HAND CLEANING.

DESIGNED BY: MMD  
DRAWN BY: JLK  
CHECKED BY: KVL  
DATE:

SCALE IN FEET  
0 50 100

DESIGN NUMBER	GD-05
DRAWING NO.	
SCALE	
SHEET NO.	

DESIGNED BY	MMD
DRAWN BY	JLK
CHECKED BY	KVL
DATE	

**INCOMPLETE PLANS**  
DO NOT USE FOR CONSTRUCTION

**PRELIMINARY PLANS**  
DO NOT USE FOR CONSTRUCTION

GRAHAM-HAW RIVER SIDING AND MAINLINE RELOCATION  
GRADING, DRAINAGE, AND  
EROSION CONTROL PLAN  
SHEET 5 OF 11  
ALAMANCE COUNTY

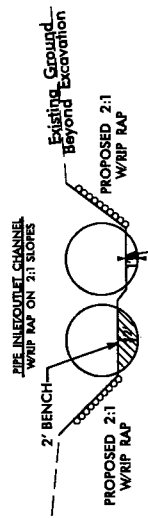
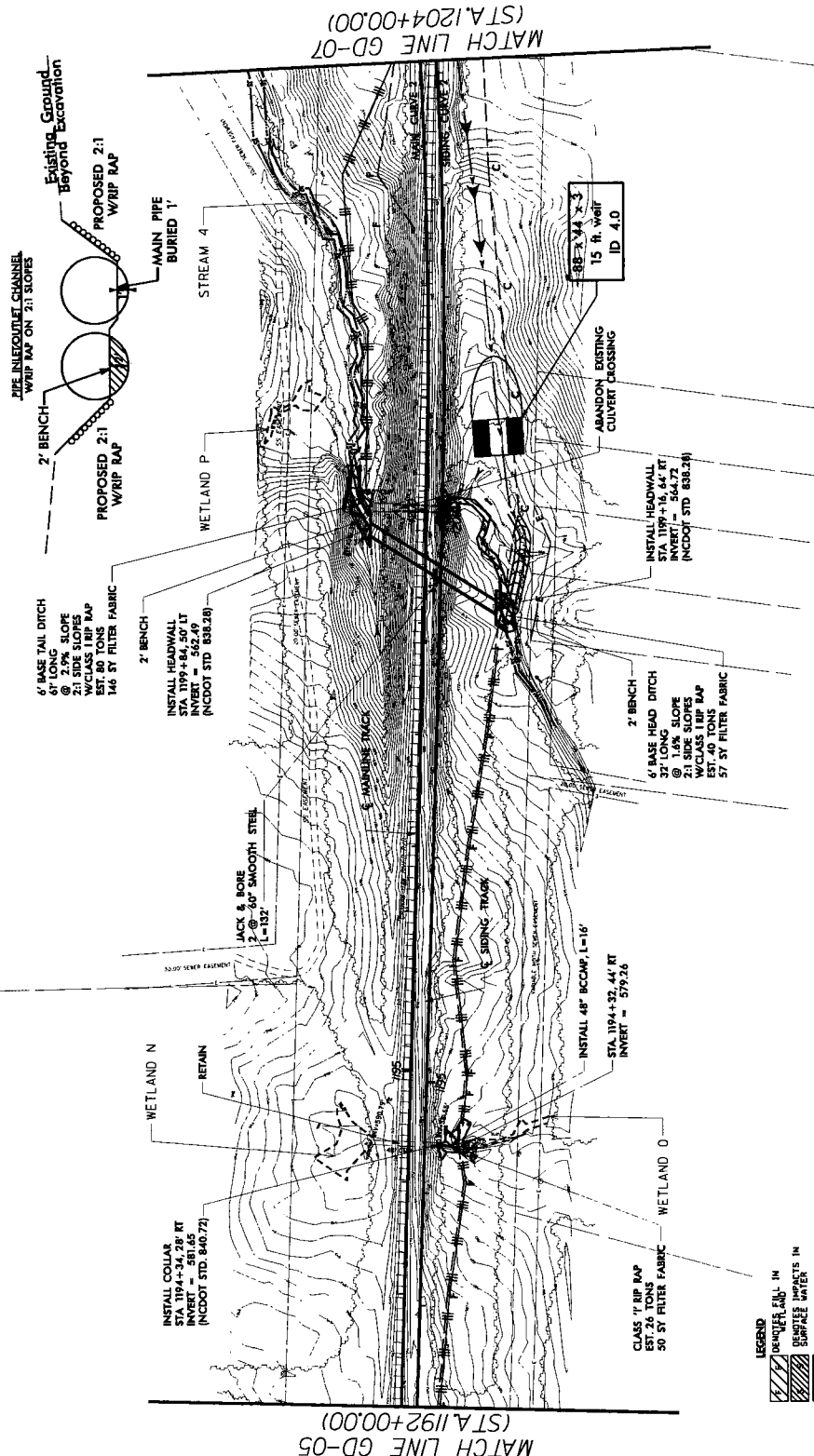
NC DEPARTMENT OF TRANSPORTATION  
**RAIL DIVISION**

HDR Engineering, Inc. of the Carolinas  
440 S. Church Street, Suite 1000, Charlotte, NC 28202

R-66

PRELIMINARY PLANS  
DO NOT USE FOR CONSTRUCTION

STATE	STATES PROJECT REFERENCE NO.	SHEET NO.	TOTAL SHEETS
N.C.	P-5205		



6' BASE TAIL DITCH  
@ 2:1 SLOPE  
W/ CLASS 1 RIP RAP  
EST. 80 TONS  
146 SF FILTER FABRIC

INSTALL HEADWALL  
STA. 1199+16.44 FT  
INVERT = 842.26  
(NCDOT STD. 838.28)

LACK & ROBE  
2 @ 60" SMOOTH STEEL  
L=132'

2' BENCH  
6' BASE HEAD DITCH  
@ 2:1 SLOPE  
W/ CLASS 1 RIP RAP  
EST. 40 TONS  
57 SF FILTER FABRIC

88" x 44" x 3  
15 R. W/ RIP  
ID. 4.0

INSTALL 48" RCCUR, L=16'  
STA. 1194+32.44' FT  
INVERT = 579.26

LEGEND  

 RIP RAP  
 FILTER FABRIC  
 EROSION CONTROL STRUCTURE

\*OUTSIDE OF CUTRELLIMITS IN WETLAND AREAS  
CLEARING SHOULD BE LIMITED TO HARD CLEARING.

\*DO NOT PLACE RIP RAP IN THE BED OF STREAMS.  
\*ALL PIPES SHALL BE BURIED EITHER 20% OF THEIR DIAMETER OR 1', WHICHEVER IS SMALLER.  
\*ALL SEDIMENT AND EROSION CONTROL STRUCTURES SHALL AVOID WETLANDS AND STREAMS.

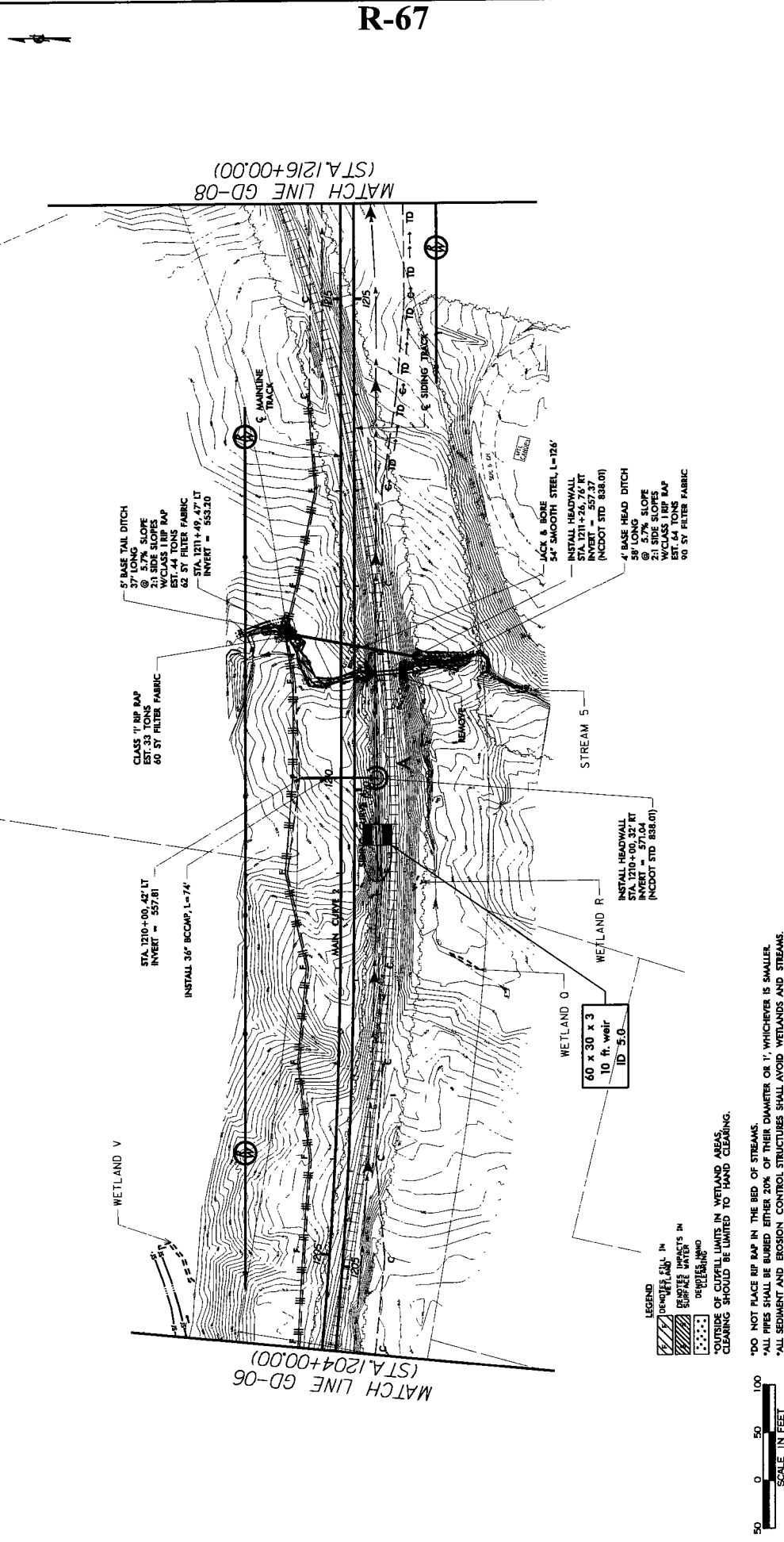


DESIGN REVISIONS	DESIGN NO.	GD-06
DRAWING NO.	SCALE	
SHEET NO.	SHEET NO.	
GRAHAM-HAW RIVER SIDING AND MAINLINE RELOCATION GRADING, DRAINAGE, AND EROSION CONTROL PLAN SHEET 6 OF 11 AJAMANCE COUNTY		
NC DEPARTMENT OF TRANSPORTATION <b>RAIL DIVISION</b> HDR Engineering, Inc. of the Carolinas 401 S. Clark Street, Suite 1000, Charlotte, NC 28202		
DESIGNED BY	MMB	
DRAWN BY	JJK	
CHECKED BY	KVL	
DATE		
DESCRIPTION	INCOMPLETE PLANS PRELIMINARY PLANS FOR REVIEW ONLY	

R-67

PRELIMINARY PLANS  
DO NOT USE FOR CONSTRUCTION

STATE	STATE PROJECT REFERENCE NO.	SHEET NO.	TOTAL SHEETS
N.C.	P-5205		



MATCH LINE GD-08  
(STA. 1216+00.00)

MATCH LINE GD-06  
(STA. 1204+00.00)

5' BASE TAIL DITCH  
37' LONG @ 5.7% SLOPE  
W/CLASS 1 RIP RAP  
EST. 4.4 TONS  
62 SY FILTER FABRIC  
STA. 1211+49.47' LT  
INVERT = 555.20

CLASS 1' RIP RAP  
EST. 3.3 TONS  
60 SY FILTER FABRIC

INSTALL 36" RCCWP, L=74'  
STA. 1210+00.42' LT  
INVERT = 557.81

INSTALL HEADWALL  
STA. 1211+26.76' RT  
INVERT = 557.37  
(NCDOT STD 638.01)

JACK & BONE  
54" SMOOTH STEEL, L=126'  
INSTALL HEADWALL  
STA. 1211+26.76' RT  
INVERT = 557.37  
(NCDOT STD 638.01)

4' BASE HEAD DITCH  
58' LONG @ 5.7% SLOPE  
2:1 SIDE SLOPES  
W/CLASS 1 RIP RAP  
EST. 1.4 TONS  
90 SY FILTER FABRIC

INSTALL HEADWALL  
STA. 1210+00.32' RT  
INVERT = 571.04  
(NCDOT STD 638.01)

60 x 30 x 3  
10 ft. weir  
ID = 5.0'

LEGEND  

 RIP RAP  
 FILTER FABRIC  
 DEBRIS HEAD  
 \*OUTSIDE OF CUTFILL LIMITS IN WETLAND AREAS.  
 \*CLEANING SHOULD BE LIMITED TO HAND CLEARING.

50 0 50 100  
SCALE IN FEET

DO NOT PLACE RIP RAP IN THE BED OF STREAMS.  
 \*ALL PIPES SHALL BE BURIED EITHER 20% OF THEIR DIAMETER OR 1', WHICHEVER IS SMALLER.  
 \*ALL SEDIMENT AND EROSION CONTROL STRUCTURES SHALL AVOID WETLANDS AND STREAMS.

REV. NO.	DATE	BY	APP. BY	DESCRIPTION	INCOMPLETE PLANS IN THE FIELD PRELIMINARY PLANS DO NOT USE FOR CONSTRUCTION			
					DESIGNED BY: MMD	DRAWN BY: JLK	CHECKED BY: RVL	DATE:
SPECIAL INQUIRY: HYDRAULIC ENGINEER					NC DEPARTMENT OF TRANSPORTATION <b>RAIL DIVISION</b>			
HDR Engineering, Inc. of the Carolinas 440 S. Clark Street, Suite 1000, Charlotte, NC 28202					GRAHAM-HAW RIVER SIDING AND MAINLINE RELOCATION GRADING, DRAINAGE, AND EROSION CONTROL PLAN SHEET 7 OF 11 ALAMANCE COUNTY			
HDR					DRAWING NO: GD-07 SCALE: SHEET NO:			

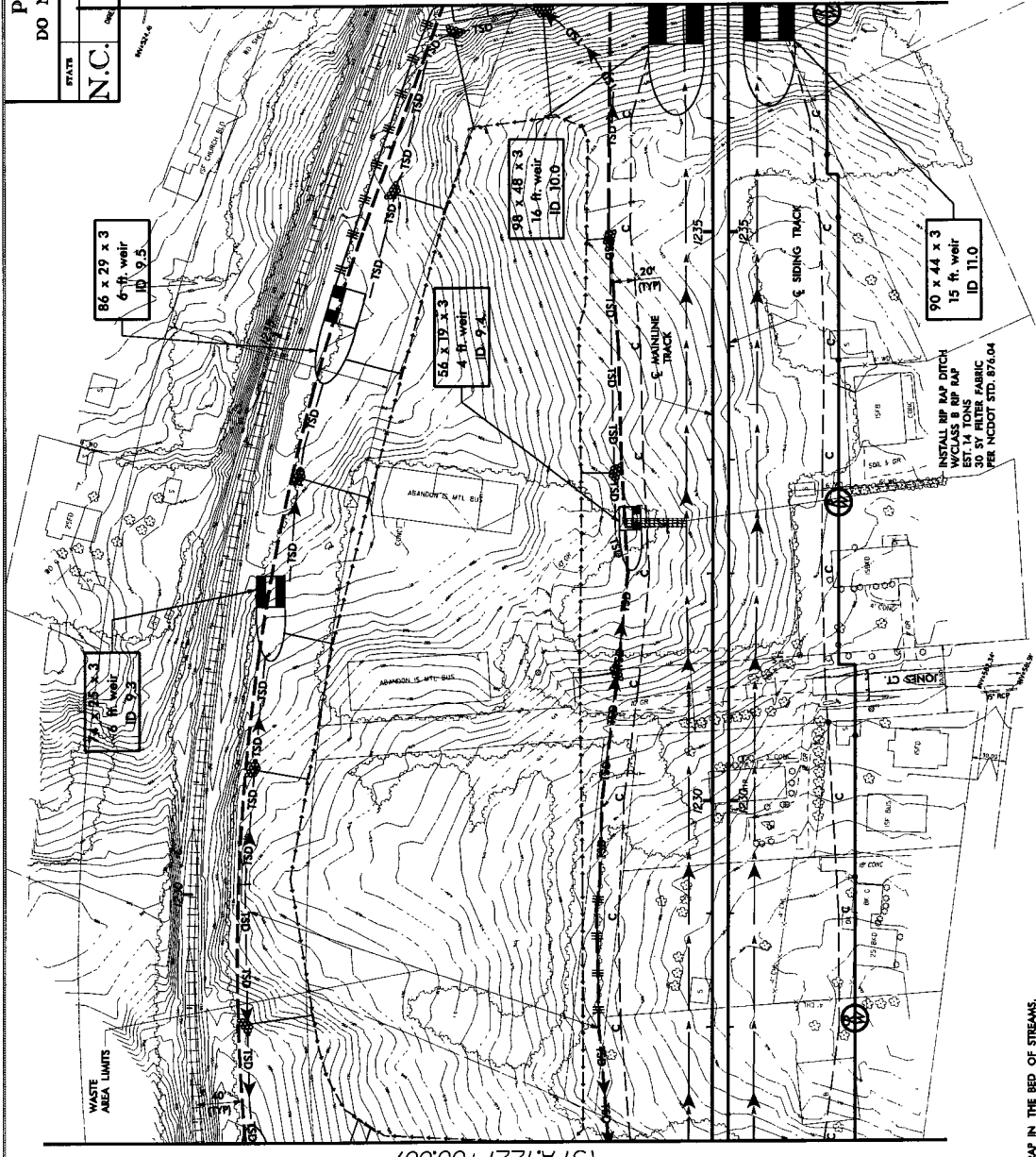


R-69

PRELIMINARY PLANS  
DO NOT USE FOR CONSTRUCTION

STATE PROJECT REFERENCE NO. P-5205

STATE N.C.



LEGEND

- BRIDGE, 60 FT. IN
- BRIDGE IMPACTS IN STREAMS INTERFERING WITH DEPRESSING
- OUTSIDE OF CUT/FILL LIMITS IN WETLAND AREAS. CLEARING SHOULD BE LIMITED TO HAND CLEARING.

DO NOT PLACE RIP RAP IN THE BED OF STREAMS.  
ALL PIPES SHALL BE BURIED EITHER 20% OF THEIR DIAMETER OR 1', WHICHEVER IS SMALLER.  
ALL SEDIMENT AND EROSION CONTROL STRUCTURES SHALL AVOID WETLANDS AND STREAMS.

SCALE IN FEET

0 50 100

DESIGN SPEED	DESIGN NO.	GD-09
DRAWING NO.	SCALE	SHEET NO.
GRAHAM-HAW RIVER SIDING AND MAINLINE RELOCATION GRADING, DRAINAGE, AND EROSION CONTROL PLAN SHEET 9 OF 11 ALAMANCE COUNTY		
<p>NC DEPARTMENT OF TRANSPORTATION RAIL DIVISION</p> <p>HDR Engineering, Inc. of the Carolinas 448 S. Church Street, Suite 1000, Charlotte, NC 28202</p>		
DESIGNED BY	MADE	DATE
DRAWN BY	JLK	
CHECKED BY	KVL	
DESCRIPTION	<p>INCOMPLETE PLANS DO NOT USE FOR CONSTRUCTION</p> <p>PRELIMINARY PLANS DO NOT USE FOR CONSTRUCTION</p>	



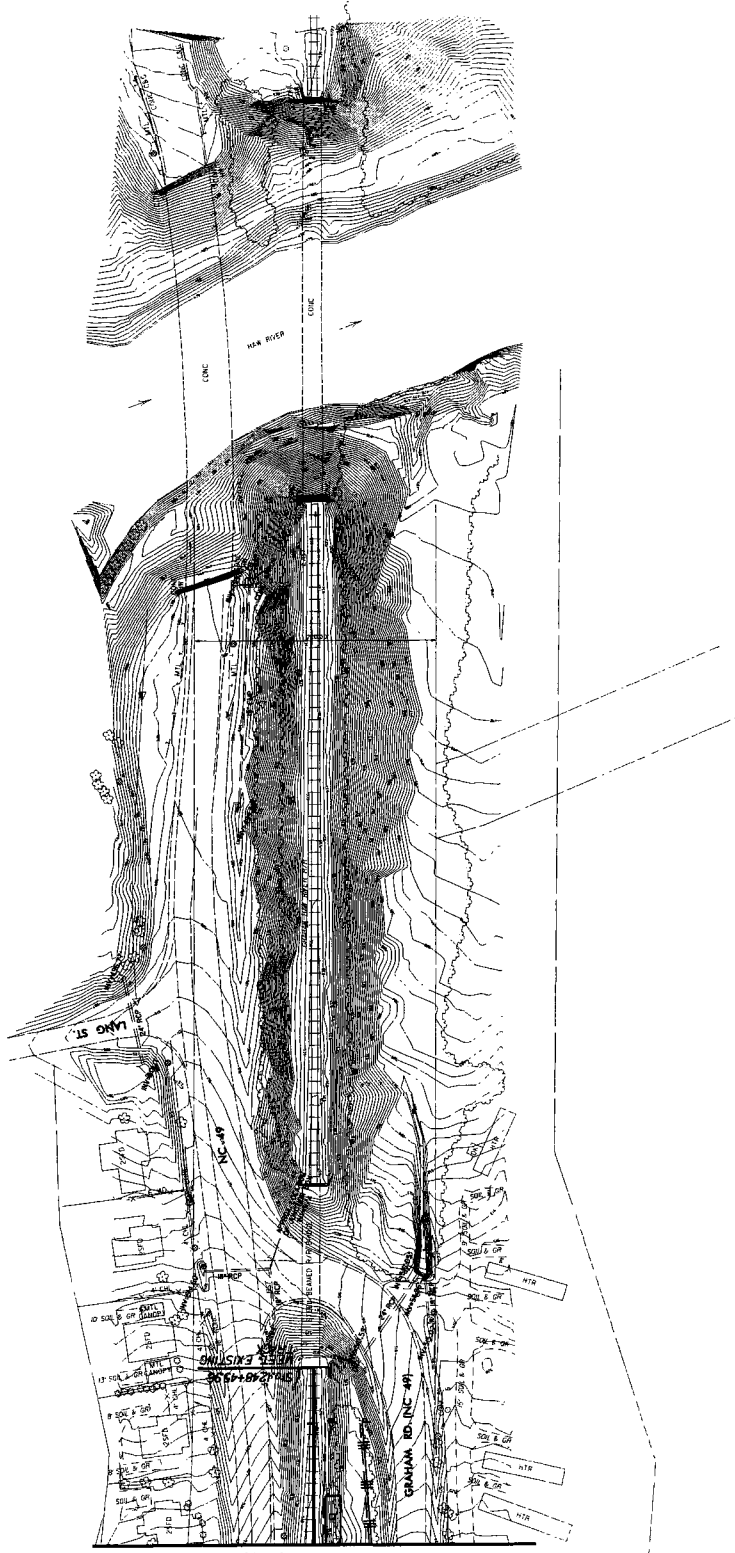


R-71

**PRELIMINARY PLANS**  
**DO NOT USE FOR CONSTRUCTION**

STATE: **N.C.** STATE PROJECT REFERENCE NO.: **P-5205**

PROJECT NO.: \_\_\_\_\_ SHEETS: \_\_\_\_\_



MATCH LINE GD-10  
 (STA. 1247+00.00)

**LEGEND**

- WETLAND AREA IN ACCORDANCE WITH THE FEDERAL REGULATIONS IN 33 CFR PART 329
- RIPARIAN AREA
- STREAM BED
- STREAM BANK
- STREAM CHANNEL
- STREAM BANK
- STREAM CHANNEL

\*OUTSIDE OF CUTFILL LIMITS IN WETLAND AREAS, CLEARING SHOULD BE LIMITED TO HAND CLEARING.

50 0 50 100  
 SCALE IN FEET

\*DO NOT PLACE RIP RAP IN THE BED OF STREAMS.  
 \*ALL PIPES SHALL BE BURIED EITHER 20% OF THEIR DIAMETER OR 1', WHICHEVER IS SMALLER.  
 \*ALL SEDIMENT AND EROSION CONTROL STRUCTURES SHALL AVOID WETLANDS AND STREAMS.

REV. NO.	DATE	BY	APP. BY	DESCRIPTION
				INCOMPLETE PLANS DO NOT USE FOR CONSTRUCTION PRELIMINARY PLANS DO NOT USE FOR CONSTRUCTION
DESIGNED BY: <b>MMB</b>				HYDRAULIC ENGINEER
DRAWN BY: <b>JLK</b>				
CHECKED BY: <b>KYL</b>				
DATE: _____				
 NC DEPARTMENT OF TRANSPORTATION <b>RAIL DIVISION</b>  HDR Engineering, Inc. of the Carolinas 440 S. Church Street, Suite 1000, Charlotte, NC 28202				
GRAHAM-HAW RIVER SIDING AND MAINLINE RELOCATION GRADING, DRAINAGE, AND EROSION CONTROL PLAN SHEET 11 OF 11 ALAMANCE COUNTY				
DESIGNED BY: _____				PROJECT NO.: _____
DRAWN BY: _____				DRAWING NO.: <b>GD-11</b>
CHECKED BY: _____				SCALE: _____
DATE: _____				SHEET NO.: _____

## R-72

<b>2. Wetland Impacts</b>						
If there are wetland impacts proposed on the site, then complete this question for each wetland area impacted.						
2a. Wetland Impact Letter	Permanent (P) or Temporary (T)	Type of Impact	Type of Wetland (NC WAM)	Forested (Yes, No)	Type of Jurisdiction (Corps, DWQ)	Area of Impact (acres)
Wetland A	P	Fill	Headwater	Yes	Corps (404)	0.02
Wetland A	T	Hand clearing	Headwater	Yes	Corps (404)	0.02
Wetland B	P	Fill	Headwater	Yes	Corps (404)	0.03
Wetland B	T	Hand clearing	Headwater	Yes	Corps (404)	0.01
Wetland E	P	Fill	Headwater	Yes	Corps (404)	0.00
Wetland E	T	Hand clearing	Headwater	Yes	Corps (404)	0.01
Wetland K	P	Fill	Headwater	Yes	Corps (404)	0.05
Wetland K	T	Hand clearing	Headwater	Yes	Corps (404)	0.02
Wetland M	P	Fill	Headwater	Yes	Corps (404)	0.00
Wetland M	T	Hand clearing	Headwater	Yes	Corps (404)	0.01
Wetland O	P	Fill	Headwater	Yes	Corps (404)	0.01
Wetland O	T	Hand clearing	Headwater	Yes	Corps (404)	0.00
Wetland S	P	Fill	Headwater	Yes	Corps (404)	0.00
Wetland S	P	Fill	Headwater	Yes	Corps (404)	0.00
Wetland T	P	Fill	Headwater	Yes	Corps (404)	0.10
Wetland T	T	Hand clearing	Headwater	Yes	Corps (404)	0.01
Wetland U	P	Fill	Headwater	Yes	Corps (404)	0.02
Wetland U	T	Hand clearing	Headwater	Yes	Corps (404)	0.00
<b>2g. Total Wetland Impacts:</b>						<b>0.31</b>

## R-73

**3. Stream Impacts**

If there are perennial or intermittent stream impacts (including temporary impacts) proposed on the site, then complete this question for all stream sites impacted.

3a. Stream impact number - Permanent (P) or Temporary (T)	3b. Type of impact	3c. Stream Name	3d. Perennial (PER) or intermittent (INT)	3e. Type of Jurisdiction	3f. Average stream width (feet)	3g. Impact length (linear feet)
Stream 1 - P	Culvert, Rip Rap	Town Branch	PER	Corps - 404	3 - 5	28
Streams 3 and 4 - P	Culvert, Rip Rap	UT to Haw River	PER	Corps - 404	3 - 20	88+185=273
Stream 5 - P	Culvert, Rip Rap	UT to Haw River	PER	Corps - 404	2 - 10	229
Stream 6 - P	Culvert, Rip Rap	UT to Haw River	PER	Corps - 404	2	40
<b>3h. Total stream and tributary impacts</b>						<b>570 LF</b>

**STANDARD SPECIAL PROVISION**  
**AVAILABILITY OF FUNDS – TERMINATION OF CONTRACTS**

(5-20-08)

Z-2

*General Statute 143C-6-11. (h) Highway Appropriation* is hereby incorporated verbatim in this contract as follows:

(h) Amounts Encumbered. – Transportation project appropriations may be encumbered in the amount of allotments made to the Department of Transportation by the Director for the estimated payments for transportation project contract work to be performed in the appropriation fiscal year. The allotments shall be multiyear allotments and shall be based on estimated revenues and shall be subject to the maximum contract authority contained in *General Statute 143C-6-11(c)*. Payment for transportation project work performed pursuant to contract in any fiscal year other than the current fiscal year is subject to appropriations by the General Assembly. Transportation project contracts shall contain a schedule of estimated completion progress, and any acceleration of this progress shall be subject to the approval of the Department of Transportation provided funds are available. The State reserves the right to terminate or suspend any transportation project contract, and any transportation project contract shall be so terminated or suspended if funds will not be available for payment of the work to be performed during that fiscal year pursuant to the contract. In the event of termination of any contract, the contractor shall be given a written notice of termination at least 60 days before completion of scheduled work for which funds are available. In the event of termination, the contractor shall be paid for the work already performed in accordance with the contract specifications.

Payment will be made on any contract terminated pursuant to the special provision in accordance with Subarticle 108-13(E) of the *2012 Standard Specifications*.

**STANDARD SPECIAL PROVISION**  
**NCDOT GENERAL SEED SPECIFICATION FOR SEED QUALITY**

(5-17-11)

Z-3

Seed shall be sampled and tested by the North Carolina Department of Agriculture and Consumer Services, Seed Testing Laboratory. When said samples are collected, the vendor shall supply an independent laboratory report for each lot to be tested. Results from seed so sampled shall be final. Seed not meeting the specifications shall be rejected by the Department of Transportation and shall not be delivered to North Carolina Department of Transportation warehouses. If seed has been delivered it shall be available for pickup and replacement at the supplier's expense.

Any re-labeling required by the North Carolina Department of Agriculture and Consumer Services, Seed Testing Laboratory, that would cause the label to reflect as otherwise specified herein shall be rejected by the North Carolina Department of Transportation.

Seed shall be free from seeds of the noxious weeds Johnsongrass, Balloonvine, Jimsonweed, Witchweed, Itchgrass, Serrated Tussock, Showy Crotalaria, Smooth Crotalaria, Sicklepod, Sandbur, Wild Onion, and Wild Garlic. Seed shall not be labeled with the above weed species on the seed analysis label. Tolerances as applied by the Association of Official Seed Analysts will NOT be allowed for the above noxious weeds except for Wild Onion and Wild Garlic.

Tolerances established by the Association of Official Seed Analysts will generally be recognized. However, for the purpose of figuring pure live seed, the found pure seed and found germination percentages as reported by the North Carolina Department of Agriculture and Consumer Services, Seed Testing Laboratory will be used. Allowances, as established by the NCDOT, will be recognized for minimum pure live seed as listed on the following pages.

The specifications for restricted noxious weed seed refers to the number per pound as follows:

<u>Restricted Noxious Weed</u>	<u>Limitations per Lb. Of Seed</u>	<u>Restricted Noxious Weed</u>	<u>Limitations per Lb. of Seed</u>
Blessed Thistle	4 seeds	Cornflower (Ragged Robin)	27 seeds
Cocklebur	4 seeds	Texas Panicum	27 seeds
Spurred Anoda	4 seeds	Bracted Plantain	54 seeds
Velvetleaf	4 seeds	Buckhorn Plantain	54 seeds
Morning-glory	8 seeds	Broadleaf Dock	54 seeds
Corn Cockle	10 seeds	Curly Dock	54 seeds
Wild Radish	12 seeds	Dodder	54 seeds
Purple Nutsedge	27 seeds	Giant Foxtail	54 seeds
Yellow Nutsedge	27 seeds	Horsenettle	54 seeds
Canada Thistle	27 seeds	Quackgrass	54 seeds
Field Bindweed	27 seeds	Wild Mustard	54 seeds
Hedge Bindweed	27 seeds		

Seed of Pensacola Bahiagrass shall not contain more than 7% inert matter, Kentucky Bluegrass, Centipede and Fine or Hard Fescue shall not contain more than 5% inert matter whereas a maximum of 2% inert matter will be allowed on all other kinds of seed. In addition, all seed shall not contain more than 2% other crop seed nor more than 1% total weed seed. The germination rate as tested by the North Carolina Department of Agriculture shall not fall below 70%, which includes both dormant and hard seed. Seed shall be labeled with not more than 7%, 5% or 2% inert matter (according to above specifications), 2% other crop seed and 1% total weed seed.

Exceptions may be made for minimum pure live seed allowances when cases of seed variety shortages are verified. Pure live seed percentages will be applied in a verified shortage situation. Those purchase orders of deficient seed lots will be credited with the percentage that the seed is deficient.

#### FURTHER SPECIFICATIONS FOR EACH SEED GROUP ARE GIVEN BELOW:

Minimum 85% pure live seed; maximum 1% total weed seed; maximum 2% total other crop seed; maximum 144 restricted noxious weed seed per pound. Seed less than 83% pure live seed will not be approved.

Sericea Lespedeza  
Oats (seeds)

Minimum 80% pure live seed; maximum 1% total weed seed; maximum 2% total other crop; maximum 144 restricted noxious weed seed per pound. Seed less than 78% pure live seed will not be approved.

Tall Fescue (all approved varieties)	Bermudagrass
Kobe Lespedeza	Browntop Millet
Korean Lespedeza	German Millet – Strain R
Weeping Lovegrass	Clover – Red/White/Crimson
Carpetgrass	

Minimum 78% pure live seed; maximum 1% total weed seed; maximum 2% total other crop seed; maximum 144 restricted noxious weed seed per pound. Seed less than 76% pure live seed will not be approved.

Common or Sweet Sundangrass

Minimum 76% pure live seed; maximum 1% total weed seed; maximum 2% total other crop seed; maximum 144 restricted noxious weed seed per pound. Seed less than 74% pure live seed will not be approved.

Rye (grain; all varieties)  
Kentucky Bluegrass (all approved varieties)  
Hard Fescue (all approved varieties)  
Shrub (bicolor) Lespedeza

C203129 (P-5205)

4

Alamance County

Minimum 70% pure live seed; maximum 1% total weed seed; maximum 2% total other crop seed; maximum 144 noxious weed seed per pound. Seed less than 70% pure live seed will not be approved.

Centipedegrass  
Crownvetch  
Pensacola Bahiagrass  
Creeping Red Fescue

Japanese Millet  
Reed Canary Grass  
Zoysia

Minimum 70% pure live seed; maximum 1% total weed seed; maximum 2% total other crop seed; maximum 5% inert matter; maximum 144 restricted noxious weed seed per pound.

Barnyard Grass  
Big Bluestem  
Little Bluestem  
Bristly Locust  
Birdsfoot Trefoil  
Indiangrass  
Orchardgrass  
Switchgrass  
Yellow Blossom Sweet Clover

**STANDARD SPECIAL PROVISION****ERRATA**

(1-17-12) (Rev. 9-18-12)

Z-4

Revise the *2012 Standard Specifications* as follows:

**Division 2**

**Page 2-7, line 31, Article 215-2 Construction Methods**, replace “Article 107-26” with “Article 107-25”.

**Page 2-17, Article 226-3, Measurement and Payment, line 2**, delete “pipe culverts,”.

**Page 2-20, Subarticle 230-4(B), Contractor Furnished Sources, change references as follows:** **Line 1**, replace “(4) Buffer Zone” with “(c) Buffer Zone”; **Line 12**, replace “(5) Evaluation for Potential Wetlands and Endangered Species” with “(d) Evaluation for Potential Wetlands and Endangered Species”; and **Line 33**, replace “(6) Approval” with “(4) Approval”.

**Division 4**

**Page 4-77, line 27, Subarticle 452-3(C) Concrete Coping**, replace “sheet pile” with “reinforcement”.

**Division 6**

**Page 6-7, line 31, Article 609-3 Field Verification of Mixture and Job Mix Formula Adjustments**, replace “30” with “45”.

**Page 6-10, line 42, Subarticle 609-6(C)(2)**, replace “Subarticle 609-6(E)” with “Subarticle 609-6(D)”.

**Page 6-11, Table 609-1 Control Limits**, replace “Max. Spec. Limit” for the Target Source of  $P_{0.075}/P_{be}$  Ratio with “1.0”.

**Page 6-40, Article 650-2 Materials**, replace “Subarticle 1012-1(F)” with “Subarticle 1012-1(E)”

**Division 10**

**Page 10-74, Table 1056-1 Geotextile Requirements**, replace “50%” for the UV Stability (Retained Strength) of Type 5 geotextiles with “70%”.

**Division 12**

**Page 12-7, Table 1205-3**, add “FOR THERMOPLASTIC” to the end of the title.

**Page 12-8, Subarticle 1205-5(B), line 13**, replace “Table 1205-2” with “Table 1205-4”.

**Page 12-8, Table 1205-4 and 1205-5**, replace “THERMOPLASTIC” in the title of these tables with “POLYUREA”.

**Page 12-9, Subarticle 1205-6(B), line 21**, replace “Table 1205-4” with “Table 1205-6”.

**Page 12-11, Subarticle 1205-8(C), line 25**, replace “Table 1205-5” with “Table 1205-7”.



**Division 15**

**Page 15-6, Subarticle 1510-3(B), after line 21, replace the allowable leakage formula with the following:  $W = LD\sqrt{P} \div 148,000$**

**Page 15-6, Subarticle 1510-3(B), line 32, delete “may be performed concurrently or” and replace with “shall be performed”.**

**Page 15-17, Subarticle 1540-3(E), line 27, delete “Type 1”.**

**Division 17**

**Page 17-26, line 42, Subarticle 1731-3(D) Termination and Splicing within Interconnect Center, delete this subarticle.**

Revise the *2012 Roadway Standard Drawings* as follows:

**1633.01 Sheet 1 of 1, English Standard Drawing for Matting Installation, replace “1633.01” with “1631.01”.**

**STANDARD SPECIAL PROVISION****PLANT AND PEST QUARANTINES****(Imported Fire Ant, Gypsy Moth, Witchweed, And Other Noxious Weeds)**

(3-18-03)

Z-04a

**Within Quarantined Area**

This project may be within a county regulated for plant and/or pests. If the project or any part of the Contractor's operations is located within a quarantined area, thoroughly clean all equipment prior to moving out of the quarantined area. Comply with federal/state regulations by obtaining a certificate or limited permit for any regulated article moving from the quarantined area.

**Originating in a Quarantined County**

Obtain a certificate or limited permit issued by the N.C. Department of Agriculture/United States Department of Agriculture. Have the certificate or limited permit accompany the article when it arrives at the project site.

**Contact**

Contact the N.C. Department of Agriculture/United States Department of Agriculture at 1-800-206-9333, 919-733-6932, or <http://www.ncagr.com/plantind/> to determine those specific project sites located in the quarantined area or for any regulated article used on this project originating in a quarantined county.

**Regulated Articles Include**

1. Soil, sand, gravel, compost, peat, humus, muck, and decomposed manure, separately or with other articles. This includes movement of articles listed above that may be associated with cut/waste, ditch pulling, and shoulder cutting.
2. Plants with roots including grass sod.
3. Plant crowns and roots.
4. Bulbs, corms, rhizomes, and tubers of ornamental plants.
5. Hay, straw, fodder, and plant litter of any kind.
6. Clearing and grubbing debris.
7. Used agricultural cultivating and harvesting equipment.
8. Used earth-moving equipment.
9. Any other products, articles, or means of conveyance, of any character, if determined by an inspector to present a hazard of spreading imported fire ant, gypsy moth, witchweed or other noxious weeds.

**STANDARD SPECIAL PROVISION****AWARD OF CONTRACT**

(6-28-77)

Z-6

“The North Carolina Department of Transportation, in accordance with the provisions of *Title VI of the Civil Rights Act of 1964* (78 Stat. 252) and the Regulations of the Department of Transportation (*49 C.F.R., Part 21*), issued pursuant to such act, hereby notifies all bidders that it will affirmatively insure that the contract entered into pursuant to this advertisement will be awarded to the lowest responsible bidder without discrimination on the ground of race, color, or national origin”.

**STANDARD SPECIAL PROVISION****MINORITY AND FEMALE EMPLOYMENT REQUIREMENTS**

Z-7

**NOTICE OF REQUIREMENTS FOR AFFIRMATIVE ACTION TO ENSURE EQUAL EMPLOYMENT OPPORTUNITY (*EXECUTIVE NUMBER 11246*)**

1. The goals and timetables for minority and female participation, expressed in percentage terms for the Contractor's aggregate workforce in each trade on all construction work in the covered area, see as shown on the attached sheet entitled "Employment Goals for Minority and Female participation".

These goals are applicable to all the Contractor's construction work (whether or not it is Federal or federally assisted) performed in the covered area. If the Contractor performs construction work in a geographical area located outside of the covered area, it shall apply the goals established for such geographical area where the work is actually performed. With regard to this second area, the Contractor also is subject to the goals for both its federally involved and nonfederally involved construction.

The Contractor's compliance with the Executive Order and the regulations in *41 CFR Part 60-4* shall be based on its implementation of the Equal Opportunity Clause, specific affirmative action obligations required by the specifications set forth in *41 CFR 60-4.3(a)*, and its effort to meet the goals. The hours of minority and female employment and training must be substantially uniform throughout the length of the contract, and in each trade and the Contractor shall make a good faith effort to employ minorities and women evenly on each of its projects. The transfer of minority or female employees or trainees from Contractor to Contractor or from project to project or the sole purpose of meeting the Contractor's goals shall be a violation of the contract, the executive Order and the regulations in *41 CFR Part 60-4*. Compliance with the goals will be measured against the total work hours performed.

2. As used in this Notice and in the contract resulting from this solicitation, the "covered area" is the county or counties shown on the cover sheet of the proposal form and contract.

**EMPLOYMENT GOALS FOR MINORITY  
AND FEMALE PARTICIPATION**

Economic Areas

**Area 023 29.7%**

Bertie County  
Camden County  
Chowan County  
Gates County  
Hertford County  
Pasquotank County  
Perquimans County

**Area 024 31.7%**

Beaufort County  
Carteret County  
Craven County  
Dare County  
Edgecombe County  
Green County  
Halifax County  
Hyde County  
Jones County  
Lenoir County  
Martin County  
Nash County  
Northampton County  
Pamlico County  
Pitt County  
Tyrrell County  
Washington County  
Wayne County  
Wilson County

**Area 025 23.5%**

Columbus County  
Duplin County  
Onslow County  
Pender County

**Area 026 33.5%**

Bladen County  
Hoke County  
Richmond County  
Robeson County  
Sampson County  
Scotland County

**Area 027 24.7%**

Chatham County  
Franklin County  
Granville County  
Harnett County  
Johnston County  
Lee County  
Person County  
Vance County  
Warren County

**Area 028 15.5%**

Alleghany County  
Ashe County  
Caswell County  
Davie County  
Montgomery County  
Moore County  
Rockingham County  
Surry County  
Watauga County  
Wilkes County

**Area 029 15.7%**

Alexander County  
Anson County  
Burke County  
Cabarrus County  
Caldwell County  
Catawba County  
Cleveland County  
Iredell County  
Lincoln County  
Polk County  
Rowan County  
Rutherford County  
Stanly County

**Area 0480 8.5%**

Buncombe County  
Madison County

**Area 030 6.3%**

Avery County  
Cherokee County  
Clay County  
Graham County  
Haywood County  
Henderson County  
Jackson County  
McDowell County  
Macon County  
Mitchell County  
Swain County  
Transylvania County  
Yancey County

C203129 (P-5205)

11

Alamance County

SMSA AreasArea 5720 26.6%  
Currituck CountyArea 9200 20.7%  
Brunswick County  
New Hanover CountyArea 2560 24.2%  
Cumberland CountyArea 6640 22.8%  
Durham County  
Orange County  
Wake CountyArea 1300 16.2%  
Alamance CountyArea 3120 16.4%  
Davidson County  
Forsyth County  
Guilford County  
Randolph County  
Stokes County  
Yadkin CountyArea 1520 18.3%  
Gaston County  
Mecklenburg County  
Union CountyGoals for FemaleParticipation in Each Trade

(Statewide) 6.9%

**STANDARD SPECIAL PROVISION****REQUIRED CONTRACT PROVISIONS FEDERAL - AID CONSTRUCTION CONTRACTS**

FHWA - 1273 Electronic Version - May 1, 2012

Z-8

- I. General
- II. Nondiscrimination
- III. Nonsegregated Facilities
- IV. Davis-Bacon and Related Act Provisions
- V. Contract Work Hours and Safety Standards Act Provisions
- VI. Subletting or Assigning the Contract
- VII. Safety: Accident Prevention
- VIII. False Statements Concerning Highway Projects
- IX. Implementation of Clean Air Act and Federal Water Pollution Control Act
- X. Compliance with Governmentwide Suspension and Debarment Requirements
- XI. Certification Regarding Use of Contract Funds for Lobbying

**ATTACHMENTS**

- A. Employment and Materials Preference for Appalachian Development Highway System or Appalachian Local Access Road Contracts (included in Appalachian contracts only)

**I. GENERAL**

1. Form FHWA-1273 must be physically incorporated in each construction contract funded under Title 23 (excluding emergency contracts solely intended for debris removal). The contractor (or subcontractor) must insert this form in each subcontract and further require its inclusion in all lower tier subcontracts (excluding purchase orders, rental agreements and other agreements for supplies or services).  
The applicable requirements of Form FHWA-1273 are incorporated by reference for work done under any purchase order, rental agreement or agreement for other services. The prime contractor shall be responsible for compliance by any subcontractor, lower-tier subcontractor or service provider.  
Form FHWA-1273 must be included in all Federal-aid design-build contracts, in all subcontracts and in lower tier subcontracts (excluding subcontracts for design services, purchase orders, rental agreements and other agreements for supplies or services). The design-builder shall be responsible for compliance by any subcontractor, lower-tier subcontractor or service provider.  
Contracting agencies may reference Form FHWA-1273 in bid proposal or request for proposal documents, however, the Form FHWA-1273 must be physically incorporated (not referenced) in all contracts, subcontracts and lower-tier subcontracts (excluding purchase orders, rental agreements and other agreements for supplies or services related to a construction contract).
2. Subject to the applicability criteria noted in the following sections, these contract provisions shall apply to all work performed on the contract by the contractor's own organization and with the assistance of workers under the contractor's immediate superintendence and to all work performed on the contract by piecework, station work, or by subcontract.
3. A breach of any of the stipulations contained in these Required Contract Provisions may be sufficient grounds for withholding of progress payments, withholding of final payment, termination of the contract, suspension / debarment or any other action determined to be appropriate by the contracting agency and FHWA.
4. Selection of Labor: During the performance of this contract, the contractor shall not use convict labor for any purpose within the limits of a construction project on a Federal-aid highway unless it is labor performed by convicts who are on parole, supervised release, or probation. The term Federal-aid highway does not include roadways functionally classified as local roads or rural minor collectors.

**II. NONDISCRIMINATION**

The provisions of this section related to 23 CFR Part 230 are applicable to all Federal-aid construction contracts and to all related construction subcontracts of \$10,000 or more. The provisions of 23 CFR Part 230 are not applicable to material supply, engineering, or architectural service contracts.

In addition, the contractor and all subcontractors must comply with the following policies: Executive Order 11246, 41 CFR 60, 29 CFR 1625-1627, Title 23 USC Section 140, the Rehabilitation Act of 1973, as amended (29 USC 794), Title VI of the Civil Rights Act of 1964, as amended, and related regulations including 49 CFR Parts 21, 26 and 27; and 23 CFR Parts 200, 230, and 633.

The contractor and all subcontractors must comply with: the requirements of the Equal Opportunity Clause in 41 CFR 60-1.4(b) and, for all construction contracts exceeding \$10,000, the Standard Federal Equal Employment Opportunity Construction Contract Specifications in 41 CFR 60-4.3.

Note: The U.S. Department of Labor has exclusive authority to determine compliance with Executive Order 11246 and the policies of the Secretary of Labor including 41 CFR 60, and 29 CFR 1625-1627. The contracting agency and the FHWA have the authority and the responsibility to ensure compliance with Title 23 USC Section 140, the Rehabilitation Act of 1973, as amended (29 USC 794), and Title VI of the Civil Rights Act of 1964, as amended, and related regulations including 49 CFR Parts 21, 26 and 27; and 23 CFR Parts 200, 230, and 633.

The following provision is adopted from 23 CFR 230, Appendix A, with appropriate revisions to conform to the U.S. Department of Labor (US DOL) and FHWA requirements.

1. **Equal Employment Opportunity:** Equal employment opportunity (EEO) requirements not to discriminate and to take affirmative action to assure equal opportunity as set forth under laws, executive orders, rules, regulations (28 CFR 35, 29 CFR 1630, 29 CFR 1625-1627, 41 CFR 60 and 49 CFR 27) and orders of the Secretary of Labor as modified by the provisions prescribed herein, and imposed pursuant to 23 U.S.C. 140 shall constitute the EEO and specific affirmative action standards for the contractor's project activities under this contract. The provisions of the Americans with Disabilities Act of 1990 (42 U.S.C. 12101 et seq.) set forth under 28 CFR 35 and 29 CFR 1630 are

incorporated by reference in this contract. In the execution of this contract, the contractor agrees to comply with the following minimum specific requirement activities of EEO:

- a. The contractor will work with the contracting agency and the Federal Government to ensure that it has made every good faith effort to provide equal opportunity with respect to all of its terms and conditions of employment and in their review of activities under the contract.
- b. The contractor will accept as its operating policy the following statement:  
"It is the policy of this Company to assure that applicants are employed, and that employees are treated during employment, without regard to their race, religion, sex, color, national origin, age or disability. Such action shall include: employment, upgrading, demotion, or transfer; recruitment or recruitment advertising; layoff or termination; rates of pay or other forms of compensation; and selection for training, including apprenticeship, pre-apprenticeship, and/or on-the-job training."
2. **EEO Officer:** The contractor will designate and make known to the contracting officers an EEO Officer who will have the responsibility for and must be capable of effectively administering and promoting an active EEO program and who must be assigned adequate authority and responsibility to do so.
3. **Dissemination of Policy:** All members of the contractor's staff who are authorized to hire, supervise, promote, and discharge employees, or who recommend such action, or who are substantially involved in such action, will be made fully cognizant of, and will implement, the contractor's EEO policy and contractual responsibilities to provide EEO in each grade and classification of employment. To ensure that the above agreement will be met, the following actions will be taken as a minimum:
  - a. Periodic meetings of supervisory and personnel office employees will be conducted before the start of work and then not less often than once every six months, at which time the contractor's EEO policy and its implementation will be reviewed and explained. The meetings will be conducted by the EEO Officer.
  - b. All new supervisory or personnel office employees will be given a thorough indoctrination by the EEO Officer, covering all major aspects of the contractor's EEO obligations within thirty days following their reporting for duty with the contractor.
  - c. All personnel who are engaged in direct recruitment for the project will be instructed by the EEO Officer in the contractor's procedures for locating and hiring minorities and women.
  - d. Notices and posters setting forth the contractor's EEO policy will be placed in areas readily accessible to employees, applicants for employment and potential employees.
  - e. The contractor's EEO policy and the procedures to implement such policy will be brought to the attention of employees by means of meetings, employee handbooks, or other appropriate means.
4. **Recruitment:** When advertising for employees, the contractor will include in all advertisements for employees the notation: "An Equal Opportunity Employer." All such advertisements will be placed in publications having a large circulation among minorities and women in the area from which the project work force would normally be derived.
  - a. The contractor will, unless precluded by a valid bargaining agreement, conduct systematic and direct recruitment through public and private employee referral sources likely to yield qualified minorities and women. To meet this requirement, the contractor will identify sources of potential minority group employees, and establish with such identified sources procedures whereby minority and women applicants may be referred to the contractor for employment consideration.
  - b. In the event the contractor has a valid bargaining agreement providing for exclusive hiring hall referrals, the contractor is expected to observe the provisions of that agreement to the extent that the system meets the contractor's compliance with EEO contract provisions. Where implementation of such an agreement has the effect of discriminating against minorities or women, or obligates the contractor to do the same, such implementation violates Federal nondiscrimination provisions.
  - c. The contractor will encourage its present employees to refer minorities and women as applicants for employment. Information and procedures with regard to referring such applicants will be discussed with employees.
5. **Personnel Actions:** Wages, working conditions, and employee benefits shall be established and administered, and personnel actions of every type, including hiring, upgrading, promotion, transfer, demotion, layoff, and termination, shall be taken without regard to race, color, religion, sex, national origin, age or disability. The following procedures shall be followed:
  - a. The contractor will conduct periodic inspections of project sites to insure that working conditions and employee facilities do not indicate discriminatory treatment of project site personnel.
  - b. The contractor will periodically evaluate the spread of wages paid within each classification to determine any evidence of discriminatory wage practices.
  - c. The contractor will periodically review selected personnel actions in depth to determine whether there is evidence of discrimination. Where evidence is found, the contractor will promptly take corrective action. If the review indicates that the discrimination may extend beyond the actions reviewed, such corrective action shall include all affected persons.
  - d. The contractor will promptly investigate all complaints of alleged discrimination made to the contractor in connection with its obligations under this contract, will attempt to resolve such complaints, and will take appropriate corrective action within a reasonable time. If the investigation indicates that the discrimination may affect persons other than the complainant, such corrective action shall include such other persons. Upon completion of each investigation, the contractor will inform every complainant of all of their avenues of appeal.
6. **Training and Promotion:**
  - a. The contractor will assist in locating, qualifying, and increasing the skills of minorities and women who are applicants for employment or current employees. Such efforts should be aimed at developing full journey level status employees in the type of trade or job classification involved.
  - b. Consistent with the contractor's work force requirements and as permissible under Federal and State regulations, the contractor shall make full use of training programs, i.e., apprenticeship, and on-the-job training programs for the geographical area of contract performance. In the event a special provision for training is provided under this contract, this subparagraph will be superseded as indicated in the special provision. The contracting agency may reserve training positions for persons who receive welfare assistance in accordance with 23 U.S.C. 140(a).
  - c. The contractor will advise employees and applicants for employment of available training programs and entrance requirements for each.
  - d. The contractor will periodically review the training and promotion potential of employees who are minorities and women and will encourage eligible employees to apply for such training and promotion.



7. **Unions:** If the contractor relies in whole or in part upon unions as a source of employees, the contractor will use good faith efforts to obtain the cooperation of such unions to increase opportunities for minorities and women. Actions by the contractor, either directly or through a contractor's association acting as agent, will include the procedures set forth below:
- The contractor will use good faith efforts to develop, in cooperation with the unions, joint training programs aimed toward qualifying more minorities and women for membership in the unions and increasing the skills of minorities and women so that they may qualify for higher paying employment.
  - The contractor will use good faith efforts to incorporate an EEO clause into each union agreement to the end that such union will be contractually bound to refer applicants without regard to their race, color, religion, sex, national origin, age or disability.
  - The contractor is to obtain information as to the referral practices and policies of the labor union except that to the extent such information is within the exclusive possession of the labor union and such labor union refuses to furnish such information to the contractor, the contractor shall so certify to the contracting agency and shall set forth what efforts have been made to obtain such information.
  - In the event the union is unable to provide the contractor with a reasonable flow of referrals within the time limit set forth in the collective bargaining agreement, the contractor will, through independent recruitment efforts, fill the employment vacancies without regard to race, color, religion, sex, national origin, age or disability; making full efforts to obtain qualified and/or qualifiable minorities and women. The failure of a union to provide sufficient referrals (even though it is obligated to provide exclusive referrals under the terms of a collective bargaining agreement) does not relieve the contractor from the requirements of this paragraph. In the event the union referral practice prevents the contractor from meeting the obligations pursuant to Executive Order 11246, as amended, and these special provisions, such contractor shall immediately notify the contracting agency.
8. **Reasonable Accommodation for Applicants / Employees with Disabilities:** The contractor must be familiar with the requirements for and comply with the Americans with Disabilities Act and all rules and regulations established there under. Employers must provide reasonable accommodation in all employment activities unless to do so would cause an undue hardship.
9. **Selection of Subcontractors, Procurement of Materials and Leasing of Equipment:** The contractor shall not discriminate on the grounds of race, color, religion, sex, national origin, age or disability in the selection and retention of subcontractors, including procurement of materials and leases of equipment. The contractor shall take all necessary and reasonable steps to ensure nondiscrimination in the administration of this contract.
- The contractor shall notify all potential subcontractors and suppliers and lessors of their EEO obligations under this contract.
  - The contractor will use good faith efforts to ensure subcontractor compliance with their EEO obligations.
10. **Assurance Required by 49 CFR 26.13(b):**
- The requirements of 49 CFR Part 26 and the State DOT's U.S. DOT-approved DBE program are incorporated by reference.
  - The contractor or subcontractor shall not discriminate on the basis of race, color, national origin, or sex in the performance of this contract. The contractor shall carry out applicable requirements of 49 CFR Part 26 in the award and administration of DOT-assisted contracts. Failure by the contractor to carry out these requirements is a material breach of this contract, which may result in the termination of this contract or such other remedy as the contracting agency deems appropriate.
11. **Records and Reports:** The contractor shall keep such records as necessary to document compliance with the EEO requirements. Such records shall be retained for a period of three years following the date of the final payment to the contractor for all contract work and shall be available at reasonable times and places for inspection by authorized representatives of the contracting agency and the FHWA.
- The records kept by the contractor shall document the following:
    - The number and work hours of minority and non-minority group members and women employed in each work classification on the project;
    - The progress and efforts being made in cooperation with unions, when applicable, to increase employment opportunities for minorities and women; and
    - The progress and efforts being made in locating, hiring, training, qualifying, and upgrading minorities and women;
  - The contractors and subcontractors will submit an annual report to the contracting agency each July for the duration of the project, indicating the number of minority, women, and non-minority group employees currently engaged in each work classification required by the contract work. This information is to be reported on Form FHWA-1391. The staffing data should represent the project work force on board in all or any part of the last payroll period preceding the end of July. If on-the-job training is being required by special provision, the contractor will be required to collect and report training data. The employment data should reflect the work force on board during all or any part of the last payroll period preceding the end of July.

### III. NONSEGREGATED FACILITIES

This provision is applicable to all Federal-aid construction contracts and to all related construction subcontracts of \$10,000 or more.

The contractor must ensure that facilities provided for employees are provided in such a manner that segregation on the basis of race, color, religion, sex, or national origin cannot result. The contractor may neither require such segregated use by written or oral policies nor tolerate such use by employee custom. The contractor's obligation extends further to ensure that its employees are not assigned to perform their services at any location, under the contractor's control, where the facilities are segregated. The term "facilities" includes waiting rooms, work areas, restaurants and other eating areas, time clocks, restrooms, washrooms, locker rooms, and other storage or dressing areas, parking lots, drinking fountains, recreation or entertainment areas, transportation, and housing provided for employees. The contractor shall provide separate or single-user restrooms and necessary dressing or sleeping areas to assure privacy between sexes.

### IV. DAVIS-BACON AND RELATED ACT PROVISIONS

This section is applicable to all Federal-aid construction projects exceeding \$2,000 and to all related subcontracts and lower-tier subcontracts (regardless of subcontract size). The requirements apply to all projects located within the right-of-way of a roadway that is functionally classified as Federal-aid highway. This excludes roadways functionally classified as local roads or rural minor collectors, which are exempt. Contracting agencies may elect to apply these requirements to other projects.

The following provisions are from the U.S. Department of Labor regulations in 29 CFR 5.5 "Contract provisions and related matters" with minor revisions to conform to the FHWA-1273 format and FHWA program requirements.

#### 1. Minimum wages

- All laborers and mechanics employed or working upon the site of the work, will be paid unconditionally and not less often than once a week, and without subsequent deduction or rebate on any account (except such payroll deductions as are permitted by regulations issued by the

Secretary of Labor under the Copeland Act (29 CFR part 3)), the full amount of wages and bona fide fringe benefits (or cash equivalents thereof) due at time of payment computed at rates not less than those contained in the wage determination of the Secretary of Labor which is attached hereto and made a part hereof, regardless of any contractual relationship which may be alleged to exist between the contractor and such laborers and mechanics.

Contributions made or costs reasonably anticipated for bona fide fringe benefits under section 1(b)(2) of the Davis-Bacon Act on behalf of laborers or mechanics are considered wages paid to such laborers or mechanics, subject to the provisions of paragraph 1.d. of this section; also, regular contributions made or costs incurred for more than a weekly period (but not less often than quarterly) under plans, funds, or programs which cover the particular weekly period, are deemed to be constructively made or incurred during such weekly period. Such laborers and mechanics shall be paid the appropriate wage rate and fringe benefits on the wage determination for the classification of work actually performed, without regard to skill, except as provided in 29 CFR 5.5(a)(4). Laborers or mechanics performing work in more than one classification may be compensated at the rate specified for each classification for the time actually worked therein: Provided, That the employer's payroll records accurately set forth the time spent in each classification in which work is performed. The wage determination (including any additional classification and wage rates conformed under paragraph 1.b. of this section) and the Davis-Bacon poster (WH-1321) shall be posted at all times by the contractor and its subcontractors at the site of the work in a prominent and accessible place where it can be easily seen by the workers.

- b. (1) The contracting officer shall require that any class of laborers or mechanics, including helpers, which is not listed in the wage determination and which is to be employed under the contract shall be classified in conformance with the wage determination. The contracting officer shall approve an additional classification and wage rate and fringe benefits therefore only when the following criteria have been met:
    - (i) The work to be performed by the classification requested is not performed by a classification in the wage determination; and
    - (ii) The classification is utilized in the area by the construction industry; and
    - (iii) The proposed wage rate, including any bona fide fringe benefits, bears a reasonable relationship to the wage rates contained in the wage determination.
  - (2) If the contractor and the laborers and mechanics to be employed in the classification (if known), or their representatives, and the contracting officer agree on the classification and wage rate (including the amount designated for fringe benefits where appropriate), a report of the action taken shall be sent by the contracting officer to the Administrator of the Wage and Hour Division, Employment Standards Administration, U.S. Department of Labor, Washington, DC 20210. The Administrator, or an authorized representative, will approve, modify, or disapprove every additional classification action within 30 days of receipt and so advise the contracting officer or will notify the contracting officer within the 30-day period that additional time is necessary.
  - (3) In the event the contractor, the laborers or mechanics to be employed in the classification or their representatives, and the contracting officer do not agree on the proposed classification and wage rate (including the amount designated for fringe benefits, where appropriate), the contracting officer shall refer the questions, including the views of all interested parties and the recommendation of the contracting officer, to the Wage and Hour Administrator for determination. The Wage and Hour Administrator, or an authorized representative, will issue a determination within 30 days of receipt and so advise the contracting officer or will notify the contracting officer within the 30-day period that additional time is necessary.
  - (4) The wage rate (including fringe benefits where appropriate) determined pursuant to paragraphs 1.b.(2) or 1.b.(3) of this section, shall be paid to all workers performing work in the classification under this contract from the first day on which work is performed in the classification.
  - c. Whenever the minimum wage rate prescribed in the contract for a class of laborers or mechanics includes a fringe benefit which is not expressed as an hourly rate, the contractor shall either pay the benefit as stated in the wage determination or shall pay another bona fide fringe benefit or an hourly cash equivalent thereof.
  - d. If the contractor does not make payments to a trustee or other third person, the contractor may consider as part of the wages of any laborer or mechanic the amount of any costs reasonably anticipated in providing bona fide fringe benefits under a plan or program, Provided, That the Secretary of Labor has found, upon the written request of the contractor, that the applicable standards of the Davis-Bacon Act have been met. The Secretary of Labor may require the contractor to set aside in a separate account assets for the meeting of obligations under the plan or program.
2. **Withholding.** The contracting agency shall upon its own action or upon written request of an authorized representative of the Department of Labor, withhold or cause to be withheld from the contractor under this contract, or any other Federal contract with the same prime contractor, or any other federally-assisted contract subject to Davis-Bacon prevailing wage requirements, which is held by the same prime contractor, so much of the accrued payments or advances as may be considered necessary to pay laborers and mechanics, including apprentices, trainees, and helpers, employed by the contractor or any subcontractor the full amount of wages required by the contract. In the event of failure to pay any laborer or mechanic, including any apprentice, trainee, or helper, employed or working on the site of the work, all or part of the wages required by the contract, the contracting agency may, after written notice to the contractor, take such action as may be necessary to cause the suspension of any further payment, advance, or guarantee of funds until such violations have ceased.
  3. **Payrolls and basic records**
    - a. Payrolls and basic records relating thereto shall be maintained by the contractor during the course of the work and preserved for a period of three years thereafter for all laborers and mechanics working at the site of the work. Such records shall contain the name, address, and social security number of each such worker, his or her correct classification, hourly rates of wages paid (including rates of contributions or costs anticipated for bona fide fringe benefits or cash equivalents thereof of the types described in section 1(b)(2)(B) of the Davis-Bacon Act), daily and weekly number of hours worked, deductions made and actual wages paid. Whenever the Secretary of Labor has found under 29 CFR 5.5(a)(1)(iv) that the wages of any laborer or mechanic include the amount of any costs reasonably anticipated in providing benefits under a plan or program described in section 1(b)(2)(B) of the Davis-Bacon Act, the contractor shall maintain records which show that the commitment to provide such benefits is enforceable, that the plan or program is financially responsible, and that the plan or program has been communicated in writing to the laborers or mechanics affected, and records which show the costs anticipated or the actual cost incurred in providing such benefits. Contractors employing apprentices or trainees under approved programs shall maintain written evidence of the registration of apprenticeship programs and certification of trainee programs, the registration of the apprentices and trainees, and the ratios and wage rates prescribed in the applicable programs.
    - b. (1) The contractor shall submit weekly for each week in which any contract work is performed a copy of all payrolls to the contracting agency. The payrolls submitted shall set out accurately and completely all of the information required to be maintained under 29 CFR 5.5(a)(3)(i), except that full social security numbers and home addresses shall not be included on weekly transmittals. Instead the

payrolls shall only need to include an individually identifying number for each employee ( e.g. , the last four digits of the employee's social security number). The required weekly payroll information may be submitted in any form desired. Optional Form WH-347 is available for this purpose from the Wage and Hour Division Web site at <http://www.dol.gov/esa/whd/forms/wh347instr.htm> or its successor site. The prime contractor is responsible for the submission of copies of payrolls by all subcontractors. Contractors and subcontractors shall maintain the full social security number and current address of each covered worker, and shall provide them upon request to the contracting agency for transmission to the State DOT, the FHWA or the Wage and Hour Division of the Department of Labor for purposes of an investigation or audit of compliance with prevailing wage requirements. It is not a violation of this section for a prime contractor to require a subcontractor to provide addresses and social security numbers to the prime contractor for its own records, without weekly submission to the contracting agency.

- (2) Each payroll submitted shall be accompanied by a "Statement of Compliance," signed by the contractor or subcontractor or his or her agent who pays or supervises the payment of the persons employed under the contract and shall certify the following:
    - (i) That the payroll for the payroll period contains the information required to be provided under §5.5 (a)(3)(ii) of Regulations, 29 CFR part 5, the appropriate information is being maintained under §5.5 (a)(3)(i) of Regulations, 29 CFR part 5, and that such information is correct and complete;
    - (ii) That each laborer or mechanic (including each helper, apprentice, and trainee) employed on the contract during the payroll period has been paid the full weekly wages earned, without rebate, either directly or indirectly, and that no deductions have been made either directly or indirectly from the full wages earned, other than permissible deductions as set forth in Regulations, 29 CFR part 3;
    - (iii) That each laborer or mechanic has been paid not less than the applicable wage rates and fringe benefits or cash equivalents for the classification of work performed, as specified in the applicable wage determination incorporated into the contract.
  - (3) The weekly submission of a properly executed certification set forth on the reverse side of Optional Form WH-347 shall satisfy the requirement for submission of the "Statement of Compliance" required by paragraph 3.b.(2) of this section.
  - (4) The falsification of any of the above certifications may subject the contractor or subcontractor to civil or criminal prosecution under section 1001 of title 18 and section 231 of title 31 of the United States Code.
- c. The contractor or subcontractor shall make the records required under paragraph 3.a. of this section available for inspection, copying, or transcription by authorized representatives of the contracting agency, the State DOT, the FHWA, or the Department of Labor, and shall permit such representatives to interview employees during working hours on the job. If the contractor or subcontractor fails to submit the required records or to make them available, the FHWA may, after written notice to the contractor, the contracting agency or the State DOT, take such action as may be necessary to cause the suspension of any further payment, advance, or guarantee of funds. Furthermore, failure to submit the required records upon request or to make such records available may be grounds for debarment action pursuant to 29 CFR 5.12.

#### 4. Apprentices and trainees

- a. Apprentices (programs of the USDOL). Apprentices will be permitted to work at less than the predetermined rate for the work they performed when they are employed pursuant to and individually registered in a bona fide apprenticeship program registered with the U.S. Department of Labor, Employment and Training Administration, Office of Apprenticeship Training, Employer and Labor Services, or with a State Apprenticeship Agency recognized by the Office, or if a person is employed in his or her first 90 days of probationary employment as an apprentice in such an apprenticeship program, who is not individually registered in the program, but who has been certified by the Office of Apprenticeship Training, Employer and Labor Services or a State Apprenticeship Agency (where appropriate) to be eligible for probationary employment as an apprentice.

The allowable ratio of apprentices to journeymen on the job site in any craft classification shall not be greater than the ratio permitted to the contractor as to the entire work force under the registered program. Any worker listed on a payroll at an apprentice wage rate, who is not registered or otherwise employed as stated above, shall be paid not less than the applicable wage rate on the wage determination for the classification of work actually performed. In addition, any apprentice performing work on the job site in excess of the ratio permitted under the registered program shall be paid not less than the applicable wage rate on the wage determination for the work actually performed. Where a contractor is performing construction on a project in a locality other than that in which its program is registered, the ratios and wage rates (expressed in percentages of the journeyman's hourly rate) specified in the contractor's or subcontractor's registered program shall be observed.

Every apprentice must be paid at not less than the rate specified in the registered program for the apprentice's level of progress, expressed as a percentage of the journeymen hourly rate specified in the applicable wage determination. Apprentices shall be paid fringe benefits in accordance with the provisions of the apprenticeship program. If the apprenticeship program does not specify fringe benefits, apprentices must be paid the full amount of fringe benefits listed on the wage determination for the applicable classification. If the Administrator determines that a different practice prevails for the applicable apprentice classification, fringes shall be paid in accordance with that determination.

In the event the Office of Apprenticeship Training, Employer and Labor Services, or a State Apprenticeship Agency recognized by the Office, withdraws approval of an apprenticeship program, the contractor will no longer be permitted to utilize apprentices at less than the applicable predetermined rate for the work performed until an acceptable program is approved.

- b. Trainees (programs of the USDOL). Except as provided in 29 CFR 5.16, trainees will not be permitted to work at less than the predetermined rate for the work performed unless they are employed pursuant to and individually registered in a program which has received prior approval, evidenced by formal certification by the U.S. Department of Labor, Employment and Training Administration.

The ratio of trainees to journeymen on the job site shall not be greater than permitted under the plan approved by the Employment and Training Administration.

Every trainee must be paid at not less than the rate specified in the approved program for the trainee's level of progress, expressed as a percentage of the journeyman hourly rate specified in the applicable wage determination. Trainees shall be paid fringe benefits in accordance with the provisions of the trainee program. If the trainee program does not mention fringe benefits, trainees shall be paid the full amount of fringe benefits listed on the wage determination unless the Administrator of the Wage and Hour Division determines that there is an apprenticeship program associated with the corresponding journeyman wage rate on the wage determination which provides for less than full fringe benefits for apprentices. Any employee listed on the payroll at a trainee rate who is not registered and participating in a training plan approved by the Employment and Training Administration shall be paid not less than the applicable wage rate on the wage determination for the classification of work actually performed. In addition, any trainee performing work on the job site in excess of the ratio permitted under the registered program shall be paid not less than the applicable wage rate on the wage determination for the work actually performed.

In the event the Employment and Training Administration withdraws approval of a training program, the contractor will no longer be permitted to utilize trainees at less than the applicable predetermined rate for the work performed until an acceptable program is approved.

- c. Equal employment opportunity. The utilization of apprentices, trainees and journeymen under this part shall be in conformity with the equal employment opportunity requirements of Executive Order 11246, as amended, and 29 CFR part 30.
- d. Apprentices and Trainees (programs of the U.S. DOT). Apprentices and trainees working under apprenticeship and skill training programs which have been certified by the Secretary of Transportation as promoting EEO in connection with Federal-aid highway construction programs are not subject to the requirements of paragraph 4 of this Section IV. The straight time hourly wage rates for apprentices and trainees under such programs will be established by the particular programs. The ratio of apprentices and trainees to journeymen shall not be greater than permitted by the terms of the particular program.
5. **Compliance with Copeland Act requirements.** The contractor shall comply with the requirements of 29 CFR part 3, which are incorporated by reference in this contract.
6. **Subcontracts.** The contractor or subcontractor shall insert Form FHWA-1273 in any subcontracts and also require the subcontractors to include Form FHWA-1273 in any lower tier subcontracts. The prime contractor shall be responsible for the compliance by any subcontractor or lower tier subcontractor with all the contract clauses in 29 CFR 5.5.
7. **Contract termination: debarment.** A breach of the contract clauses in 29 CFR 5.5 may be grounds for termination of the contract, and for debarment as a contractor and a subcontractor as provided in 29 CFR 5.12.
8. **Compliance with Davis-Bacon and Related Act requirements.** All rulings and interpretations of the Davis-Bacon and Related Acts contained in 29 CFR parts 1, 3, and 5 are herein incorporated by reference in this contract.
9. **Disputes concerning labor standards.** Disputes arising out of the labor standards provisions of this contract shall not be subject to the general disputes clause of this contract. Such disputes shall be resolved in accordance with the procedures of the Department of Labor set forth in 29 CFR parts 5, 6, and 7. Disputes within the meaning of this clause include disputes between the contractor (or any of its subcontractors) and the contracting agency, the U.S. Department of Labor, or the employees or their representatives.
10. **Certification of eligibility.**
  - a. By entering into this contract, the contractor certifies that neither it (nor he or she) nor any person or firm who has an interest in the contractor's firm is a person or firm ineligible to be awarded Government contracts by virtue of section 3(a) of the Davis-Bacon Act or 29 CFR 5.12(a)(1).
  - b. No part of this contract shall be subcontracted to any person or firm ineligible for award of a Government contract by virtue of section 3(a) of the Davis-Bacon Act or 29 CFR 5.12(a)(1).
  - c. The penalty for making false statements is prescribed in the U.S. Criminal Code, 18 U.S.C. 1001.

#### V. CONTRACT WORK HOURS AND SAFETY STANDARDS ACT

The following clauses apply to any Federal-aid construction contract in an amount in excess of \$100,000 and subject to the overtime provisions of the Contract Work Hours and Safety Standards Act. These clauses shall be inserted in addition to the clauses required by 29 CFR 5.5(a) or 29 CFR 4.6. As used in this paragraph, the terms laborers and mechanics include watchmen and guards.

1. **Overtime requirements.** No contractor or subcontractor contracting for any part of the contract work which may require or involve the employment of laborers or mechanics shall require or permit any such laborer or mechanic in any workweek in which he or she is employed on such work to work in excess of forty hours in such workweek unless such laborer or mechanic receives compensation at a rate not less than one and one-half times the basic rate of pay for all hours worked in excess of forty hours in such workweek.
2. **Violation; liability for unpaid wages; liquidated damages.** In the event of any violation of the clause set forth in paragraph (1.) of this section, the contractor and any subcontractor responsible therefor shall be liable for the unpaid wages. In addition, such contractor and subcontractor shall be liable to the United States (in the case of work done under contract for the District of Columbia or a territory, to such District or to such territory), for liquidated damages. Such liquidated damages shall be computed with respect to each individual laborer or mechanic, including watchmen and guards, employed in violation of the clause set forth in paragraph (1.) of this section, in the sum of \$10 for each calendar day on which such individual was required or permitted to work in excess of the standard workweek of forty hours without payment of the overtime wages required by the clause set forth in paragraph (1.) of this section.
3. **Withholding for unpaid wages and liquidated damages.** The FHWA or the contracting agency shall upon its own action or upon written request of an authorized representative of the Department of Labor withhold or cause to be withheld, from any moneys payable on account of work performed by the contractor or subcontractor under any such contract or any other Federal contract with the same prime contractor, or any other federally-assisted contract subject to the Contract Work Hours and Safety Standards Act, which is held by the same prime contractor, such sums as may be determined to be necessary to satisfy any liabilities of such contractor or subcontractor for unpaid wages and liquidated damages as provided in the clause set forth in paragraph (2.) of this section.
4. **Subcontracts.** The contractor or subcontractor shall insert in any subcontracts the clauses set forth in paragraph (1.) through (4.) of this section and also a clause requiring the subcontractors to include these clauses in any lower tier subcontracts. The prime contractor shall be responsible for compliance by any subcontractor or lower tier subcontractor with the clauses set forth in paragraphs (1.) through (4.) of this section.

#### VI. SUBLETTING OR ASSIGNING THE CONTRACT

This provision is applicable to all Federal-aid construction contracts on the National Highway System.

1. The contractor shall perform with its own organization contract work amounting to not less than 30 percent (or a greater percentage if specified elsewhere in the contract) of the total original contract price, excluding any specialty items designated by the contracting agency. Specialty items may be performed by subcontract and the amount of any such specialty items performed may be deducted from the total original contract price before computing the amount of work required to be performed by the contractor's own organization (23 CFR 635.116).
  - a. The term "perform work with its own organization" refers to workers employed or leased by the prime contractor, and equipment owned or rented by the prime contractor, with or without operators. Such term does not include employees or equipment of a subcontractor or lower tier subcontractor, agents of the prime contractor, or any other assignees. The term may include payments for the costs of hiring leased employees

from an employee leasing firm meeting all relevant Federal and State regulatory requirements. Leased employees may only be included in this term if the prime contractor meets all of the following conditions:

- (1) the prime contractor maintains control over the supervision of the day-to-day activities of the leased employees;
  - (2) the prime contractor remains responsible for the quality of the work of the leased employees;
  - (3) the prime contractor retains all power to accept or exclude individual employees from work on the project; and
  - (4) the prime contractor ultimately responsible for the payment of predetermined minimum wages, the submission of payrolls, statements of compliance and all other Federal regulatory requirements.
- b. "Specialty Items" shall be construed to be limited to work that requires highly specialized knowledge, abilities, or equipment not ordinarily available in the type of contracting organizations qualified and expected to bid or propose on the contract as a whole and in general are to be limited to minor components of the overall contract.
2. The contract amount upon which the requirements set forth in paragraph (1) of Section VI is computed includes the cost of material and manufactured products which are to be purchased or produced by the contractor under the contract provisions.
  3. The contractor shall furnish (a) a competent superintendent or supervisor who is employed by the firm, has full authority to direct performance of the work in accordance with the contract requirements, and is in charge of all construction operations (regardless of who performs the work) and (b) such other of its own organizational resources (supervision, management, and engineering services) as the contracting officer determines is necessary to assure the performance of the contract.
  4. No portion of the contract shall be sublet, assigned or otherwise disposed of except with the written consent of the contracting officer, or authorized representative, and such consent when given shall not be construed to relieve the contractor of any responsibility for the fulfillment of the contract. Written consent will be given only after the contracting agency has assured that each subcontract is evidenced in writing and that it contains all pertinent provisions and requirements of the prime contract.
  5. The 30% self-performance requirement of paragraph (1) is not applicable to design-build contracts; however, contracting agencies may establish their own self-performance requirements.

#### **VII. SAFETY: ACCIDENT PREVENTION**

This provision is applicable to all Federal-aid construction contracts and to all related subcontracts.

1. In the performance of this contract the contractor shall comply with all applicable Federal, State, and local laws governing safety, health, and sanitation (23 CFR 635). The contractor shall provide all safeguards, safety devices and protective equipment and take any other needed actions as it determines, or as the contracting officer may determine, to be reasonably necessary to protect the life and health of employees on the job and the safety of the public and to protect property in connection with the performance of the work covered by the contract.
2. It is a condition of this contract, and shall be made a condition of each subcontract, which the contractor enters into pursuant to this contract, that the contractor and any subcontractor shall not permit any employee, in performance of the contract, to work in surroundings or under conditions which are unsanitary, hazardous or dangerous to his/her health or safety, as determined under construction safety and health standards (29 CFR 1926) promulgated by the Secretary of Labor, in accordance with Section 107 of the Contract Work Hours and Safety Standards Act (40 U.S.C. 3704).
3. Pursuant to 29 CFR 1926.3, it is a condition of this contract that the Secretary of Labor or authorized representative thereof, shall have right of entry to any site of contract performance to inspect or investigate the matter of compliance with the construction safety and health standards and to carry out the duties of the Secretary under Section 107 of the Contract Work Hours and Safety Standards Act (40 U.S.C.3704).

#### **VIII. FALSE STATEMENTS CONCERNING HIGHWAY PROJECTS**

This provision is applicable to all Federal-aid construction contracts and to all related subcontracts.

In order to assure high quality and durable construction in conformity with approved plans and specifications and a high degree of reliability on statements and representations made by engineers, contractors, suppliers, and workers on Federal-aid highway projects, it is essential that all persons concerned with the project perform their functions as carefully, thoroughly, and honestly as possible. Willful falsification, distortion, or misrepresentation with respect to any facts related to the project is a violation of Federal law. To prevent any misunderstanding regarding the seriousness of these and similar acts, Form FHWA-1022 shall be posted on each Federal-aid highway project (23 CFR 635) in one or more places where it is readily available to all persons concerned with the project:

18 U.S.C. 1020 reads as follows:

"Whoever, being an officer, agent, or employee of the United States, or of any State or Territory, or whoever, whether a person, association, firm, or corporation, knowingly makes any false statement, false representation, or false report as to the character, quality, quantity, or cost of the material used or to be used, or the quantity or quality of the work performed or to be performed, or the cost thereof in connection with the submission of plans, maps, specifications, contracts, or costs of construction on any highway or related project submitted for approval to the Secretary of Transportation; or

Whoever knowingly makes any false statement, false representation, false report or false claim with respect to the character, quality, quantity, or cost of any work performed or to be performed, or materials furnished or to be furnished, in connection with the construction of any highway or related project approved by the Secretary of Transportation; or

Whoever knowingly makes any false statement or false representation as to material fact in any statement, certificate, or report submitted pursuant to provisions of the Federal-aid Roads Act approved July 1, 1916, (39 Stat. 355), as amended and supplemented;

Shall be fined under this title or imprisoned not more than 5 years or both."

#### **IX. IMPLEMENTATION OF CLEAN AIR ACT AND FEDERAL WATER POLLUTION CONTROL ACT**

This provision is applicable to all Federal-aid construction contracts and to all related subcontracts.

By submission of this bid/proposal or the execution of this contract, or subcontract, as appropriate, the bidder, proposer, Federal-aid construction contractor, or subcontractor, as appropriate, will be deemed to have stipulated as follows:

1. That any person who is or will be utilized in the performance of this contract is not prohibited from receiving an award due to a violation of Section 508 of the Clean Water Act or Section 306 of the Clean Air Act.
2. That the contractor agrees to include or cause to be included the requirements of paragraph (1) of this Section X in every subcontract, and further agrees to take such action as the contracting agency may direct as a means of enforcing such requirements.

**X. CERTIFICATION REGARDING DEBARMENT, SUSPENSION, INELIGIBILITY AND VOLUNTARY EXCLUSION**

This provision is applicable to all Federal-aid construction contracts, design-build contracts, subcontracts, lower-tier subcontracts, purchase orders, lease agreements, consultant contracts or any other covered transaction requiring FHWA approval or that is estimated to cost \$25,000 or more – as defined in 2 CFR Parts 180 and 1200.

**1. Instructions for Certification – First Tier Participants:**

- a. By signing and submitting this proposal, the prospective first tier participant is providing the certification set out below.
- b. The inability of a person to provide the certification set out below will not necessarily result in denial of participation in this covered transaction. The prospective first tier participant shall submit an explanation of why it cannot provide the certification set out below. The certification or explanation will be considered in connection with the department or agency's determination whether to enter into this transaction. However, failure of the prospective first tier participant to furnish a certification or an explanation shall disqualify such a person from participation in this transaction.
- c. The certification in this clause is a material representation of fact upon which reliance was placed when the contracting agency determined to enter into this transaction. If it is later determined that the prospective participant knowingly rendered an erroneous certification, in addition to other remedies available to the Federal Government, the contracting agency may terminate this transaction for cause of default.
- d. The prospective first tier participant shall provide immediate written notice to the contracting agency to whom this proposal is submitted if any time the prospective first tier participant learns that its certification was erroneous when submitted or has become erroneous by reason of changed circumstances.
- e. The terms "covered transaction," "debarred," "suspended," "ineligible," "participant," "person," "principal," and "voluntarily excluded," as used in this clause, are defined in 2 CFR Parts 180 and 1200. "First Tier Covered Transactions" refers to any covered transaction between a grantee or subgrantee of Federal funds and a participant (such as the prime or general contractor). "Lower Tier Covered Transactions" refers to any covered transaction under a First Tier Covered Transaction (such as subcontracts). "First Tier Participant" refers to the participant who has entered into a covered transaction with a grantee or subgrantee of Federal funds (such as the prime or general contractor). "Lower Tier Participant" refers any participant who has entered into a covered transaction with a First Tier Participant or other Lower Tier Participants (such as subcontractors and suppliers).
- f. The prospective first tier participant agrees by submitting this proposal that, should the proposed covered transaction be entered into, it shall not knowingly enter into any lower tier covered transaction with a person who is debarred, suspended, declared ineligible, or voluntarily excluded from participation in this covered transaction, unless authorized by the department or agency entering into this transaction.
- g. The prospective first tier participant further agrees by submitting this proposal that it will include the clause titled "Certification Regarding Debarment, Suspension, Ineligibility and Voluntary Exclusion-Lower Tier Covered Transactions," provided by the department or contracting agency, entering into this covered transaction, without modification, in all lower tier covered transactions and in all solicitations for lower tier covered transactions exceeding the \$25,000 threshold.
- h. A participant in a covered transaction may rely upon a certification of a prospective participant in a lower tier covered transaction that is not debarred, suspended, ineligible, or voluntarily excluded from the covered transaction, unless it knows that the certification is erroneous. A participant is responsible for ensuring that its principals are not suspended, debarred, or otherwise ineligible to participate in covered transactions. To verify the eligibility of its principals, as well as the eligibility of any lower tier prospective participants, each participant may, but is not required to, check the Excluded Parties List System website (<https://www.epls.gov/>), which is compiled by the General Services Administration.
- i. Nothing contained in the foregoing shall be construed to require the establishment of a system of records in order to render in good faith the certification required by this clause. The knowledge and information of the prospective participant is not required to exceed that which is normally possessed by a prudent person in the ordinary course of business dealings.
- j. Except for transactions authorized under paragraph (f) of these instructions, if a participant in a covered transaction knowingly enters into a lower tier covered transaction with a person who is suspended, debarred, ineligible, or voluntarily excluded from participation in this transaction, in addition to other remedies available to the Federal Government, the department or agency may terminate this transaction for cause or default.

\* \* \* \* \*

**2. Certification Regarding Debarment, Suspension, Ineligibility and Voluntary Exclusion – First Tier Participants:**

- a. The prospective first tier participant certifies to the best of its knowledge and belief, that it and its principals:
  - (1) Are not presently debarred, suspended, proposed for debarment, declared ineligible, or voluntarily excluded from participating in covered transactions by any Federal department or agency;
  - (2) Have not within a three-year period preceding this proposal been convicted of or had a civil judgment rendered against them for commission of fraud or a criminal offense in connection with obtaining, attempting to obtain, or performing a public (Federal, State or local) transaction or contract under a public transaction; violation of Federal or State antitrust statutes or commission of embezzlement, theft, forgery, bribery, falsification or destruction of records, making false statements, or receiving stolen property;
  - (3) Are not presently indicted for or otherwise criminally or civilly charged by a governmental entity (Federal, State or local) with commission of any of the offenses enumerated in paragraph (a)(2) of this certification; and
  - (4) Have not within a three-year period preceding this application/proposal had one or more public transactions (Federal, State or local) terminated for cause or default.
- b. Where the prospective participant is unable to certify to any of the statements in this certification, such prospective participant shall attach an explanation to this proposal.

**2. Instructions for Certification - Lower Tier Participants:**

(Applicable to all subcontracts, purchase orders and other lower tier transactions requiring prior FHWA approval or estimated to cost \$25,000 or more - 2 CFR Parts 180 and 1200)

- a. By signing and submitting this proposal, the prospective lower tier is providing the certification set out below.
- b. The certification in this clause is a material representation of fact upon which reliance was placed when this transaction was entered into. If it is later determined that the prospective lower tier participant knowingly rendered an erroneous certification, in addition to other remedies available to the Federal Government, the department, or agency with which this transaction originated may pursue available remedies, including suspension and/or debarment.

- c. The prospective lower tier participant shall provide immediate written notice to the person to which this proposal is submitted if at any time the prospective lower tier participant learns that its certification was erroneous by reason of changed circumstances.
- d. The terms "covered transaction," "debarred," "suspended," "ineligible," "participant," "person," "principal," and "voluntarily excluded," as used in this clause, are defined in 2 CFR Parts 180 and 1200. You may contact the person to which this proposal is submitted for assistance in obtaining a copy of those regulations. "First Tier Covered Transactions" refers to any covered transaction between a grantee or subgrantee of Federal funds and a participant (such as the prime or general contractor). "Lower Tier Covered Transactions" refers to any covered transaction under a First Tier Covered Transaction (such as subcontracts). "First Tier Participant" refers to the participant who has entered into a covered transaction with a grantee or subgrantee of Federal funds (such as the prime or general contractor). "Lower Tier Participant" refers any participant who has entered into a covered transaction with a First Tier Participant or other Lower Tier Participants (such as subcontractors and suppliers).
- e. The prospective lower tier participant agrees by submitting this proposal that, should the proposed covered transaction be entered into, it shall not knowingly enter into any lower tier covered transaction with a person who is debarred, suspended, declared ineligible, or voluntarily excluded from participation in this covered transaction, unless authorized by the department or agency with which this transaction originated.
- f. The prospective lower tier participant further agrees by submitting this proposal that it will include this clause titled "Certification Regarding Debarment, Suspension, Ineligibility and Voluntary Exclusion-Lower Tier Covered Transaction," without modification, in all lower tier covered transactions and in all solicitations for lower tier covered transactions exceeding the \$25,000 threshold.
- g. A participant in a covered transaction may rely upon a certification of a prospective participant in a lower tier covered transaction that is not debarred, suspended, ineligible, or voluntarily excluded from the covered transaction, unless it knows that the certification is erroneous. A participant is responsible for ensuring that its principals are not suspended, debarred, or otherwise ineligible to participate in covered transactions. To verify the eligibility of its principals, as well as the eligibility of any lower tier prospective participants, each participant may, but is not required to, check the Excluded Parties List System website (<https://www.epls.gov/>), which is compiled by the General Services Administration.
- h. Nothing contained in the foregoing shall be construed to require establishment of a system of records in order to render in good faith the certification required by this clause. The knowledge and information of participant is not required to exceed that which is normally possessed by a prudent person in the ordinary course of business dealings.
- i. Except for transactions authorized under paragraph e of these instructions, if a participant in a covered transaction knowingly enters into a lower tier covered transaction with a person who is suspended, debarred, ineligible, or voluntarily excluded from participation in this transaction, in addition to other remedies available to the Federal Government, the department or agency with which this transaction originated may pursue available remedies, including suspension and/or debarment.

\* \* \* \* \*

**Certification Regarding Debarment, Suspension, Ineligibility and Voluntary Exclusion--Lower Tier Participants:**

1. The prospective lower tier participant certifies, by submission of this proposal, that neither it nor its principals is presently debarred, suspended, proposed for debarment, declared ineligible, or voluntarily excluded from participating in covered transactions by any Federal department or agency.
2. Where the prospective lower tier participant is unable to certify to any of the statements in this certification, such prospective participant shall attach an explanation to this proposal.

\* \* \* \* \*

**XI. CERTIFICATION REGARDING USE OF CONTRACT FUNDS FOR LOBBYING**

This provision is applicable to all Federal-aid construction contracts and to all related subcontracts which exceed \$100,000 (49 CFR 20).

1. The prospective participant certifies, by signing and submitting this bid or proposal, to the best of his or her knowledge and belief, that:
  - a. No Federal appropriated funds have been paid or will be paid, by or on behalf of the undersigned, to any person for influencing or attempting to influence an officer or employee of any Federal agency, a Member of Congress, an officer or employee of Congress, or an employee of a Member of Congress in connection with the awarding of any Federal contract, the making of any Federal grant, the making of any Federal loan, the entering into of any cooperative agreement, and the extension, continuation, renewal, amendment, or modification of any Federal contract, grant, loan, or cooperative agreement.
  - b. If any funds other than Federal appropriated funds have been paid or will be paid to any person for influencing or attempting to influence an officer or employee of any Federal agency, a Member of Congress, an officer or employee of Congress, or an employee of a Member of Congress in connection with this Federal contract, grant, loan, or cooperative agreement, the undersigned shall complete and submit Standard Form-LLL, "Disclosure Form to Report Lobbying," in accordance with its instructions.
2. This certification is a material representation of fact upon which reliance was placed when this transaction was made or entered into. Submission of this certification is a prerequisite for making or entering into this transaction imposed by 31 U.S.C. 1352. Any person who fails to file the required certification shall be subject to a civil penalty of not less than \$10,000 and not more than \$100,000 for each such failure.
3. The prospective participant also agrees by submitting its bid or proposal that the participant shall require that the language of this certification be included in all lower tier subcontracts, which exceed \$100,000 and that all such recipients shall certify and disclose accordingly.

**STANDARD SPECIAL PROVISION****ON-THE-JOB TRAINING**

(10-16-07) (Rev. 5-21-13)

Z-10

**Description**

The North Carolina Department of Transportation will administer a custom version of the Federal On-the-Job Training (OJT) Program, commonly referred to as the Alternate OJT Program. All contractors (existing and newcomers) will be automatically placed in the Alternate Program. Standard OJT requirements typically associated with individual projects will no longer be applied at the project level. Instead, these requirements will be applicable on an annual basis for each contractor administered by the OJT Program Manager.

On the Job Training shall meet the requirements of 23 CFR 230.107 (b), 23 USC – Section 140, this provision and the On-the-Job Training Program Manual.

The Alternate OJT Program will allow a contractor to train employees on Federal, State and privately funded projects located in North Carolina. However, priority shall be given to training employees on NCDOT Federal-Aid funded projects.

**Minorities and Women**

Developing, training and upgrading of minorities and women toward journeyman level status is a primary objective of this special training provision. Accordingly, the Contractor shall make every effort to enroll minority and women as trainees to the extent that such persons are available within a reasonable area of recruitment. This training commitment is not intended, and shall not be used, to discriminate against any applicant for training, whether a member of a minority group or not.

**Assigning Training Goals**

The Department, through the OJT Program Manager, will assign training goals for a calendar year based on the contractors' past three years' activity and the contractors' anticipated upcoming year's activity with the Department. At the beginning of each year, all contractors eligible will be contacted by the Department to determine the number of trainees that will be assigned for the upcoming calendar year. At that time the Contractor shall enter into an agreement with the Department to provide a self-imposed on-the-job training program for the calendar year. This agreement will include a specific number of annual training goals agreed to by both parties. The number of training assignments may range from 1 to 15 per contractor per calendar year. The Contractor shall sign an agreement to fulfill their annual goal for the year. A sample agreement is available at [www.ncbowd.com/section/on-the-job-training](http://www.ncbowd.com/section/on-the-job-training).



### **Training Classifications**

The Contractor shall provide on-the-job training aimed at developing full journeyman level workers in the construction craft/operator positions. Preference shall be given to providing training in the following skilled work classifications:

Equipment Operators	Office Engineers
Truck Drivers	Estimators
Carpenters	Iron / Reinforcing Steel Workers
Concrete Finishers	Mechanics
Pipe Layers	Welders

The Department has established common training classifications and their respective training requirements that may be used by the contractors. However, the classifications established are not all-inclusive. Where the training is oriented toward construction applications, training will be allowed in lower-level management positions such as office engineers and estimators. Contractors shall submit new classifications for specific job functions that their employees are performing. The Department will review and recommend for acceptance to FHWA the new classifications proposed by contractors, if applicable. New classifications shall meet the following requirements:

Proposed training classifications are reasonable and realistic based on the job skill classification needs, and

The number of training hours specified in the training classification is consistent with common practices and provides enough time for the trainee to obtain journeyman level status.

The Contractor may allow trainees to be trained by a subcontractor provided that the Contractor retains primary responsibility for meeting the training and this provision is made applicable to the subcontract. However, only the Contractor will receive credit towards the annual goal for the trainee.

Where feasible, 25 percent of apprentices or trainees in each occupation shall be in their first year of apprenticeship or training. The number of trainees shall be distributed among the work classifications on the basis of the contractor's needs and the availability of journeymen in the various classifications within a reasonable area of recruitment.

No employee shall be employed as a trainee in any classification in which they have successfully completed a training course leading to journeyman level status or in which they have been employed as a journeyman.

**Records and Reports**

The Contractor shall maintain enrollment, monthly and completion reports documenting company compliance under these contract documents. These documents and any other information as requested shall be submitted to the OJT Program Manager.

Upon completion and graduation of the program, the Contractor shall provide each trainee with a certification Certificate showing the type and length of training satisfactorily completed.

**Trainee Interviews**

All trainees enrolled in the program will receive an initial and Trainee/Post graduate interview conducted by the OJT program staff.

**Trainee Wages**

Contractors shall compensate trainees on a graduating pay scale based upon a percentage of the prevailing minimum journeyman wages (Davis-Bacon Act). Minimum pay shall be as follows:

60 percent	of the journeyman wage for the first half of the training period
75 percent	of the journeyman wage for the third quarter of the training period
90 percent	of the journeyman wage for the last quarter of the training period

In no instance shall a trainee be paid less than the local minimum wage. The Contractor shall adhere to the minimum hourly wage rate that will satisfy both the NC Department of Labor (NCDOL) and the Department.

**Achieving or Failing to Meet Training Goals**

The Contractor will be credited for each trainee employed by him on the contract work who is currently enrolled or becomes enrolled in an approved program and who receives training for at least 50 percent of the specific program requirement. Trainees will be allowed to be transferred between projects if required by the Contractor's scheduled workload to meet training goals.

If a contractor fails to attain their training assignments for the calendar year, they may be taken off the NCDOT's Bidders List.

**Measurement and Payment**

No compensation will be made for providing required training in accordance with these contract documents.

**STANDARD SPECIAL PROVISION**  
**MINIMUM WAGES**  
**GENERAL DECISION NC130091 01/04/2013 NC91**

Z-91

Date: January 4, 2013

General Decision Number: NC130091 01/04/2013 NC91

Superseded General Decision Numbers: NC20120091

State: North Carolina

Construction Type: HIGHWAY

**COUNTIES:**

Alamance	Forsyth	Yadkin
Davie	Stokes	

HIGHWAY CONSTRUCTION PROJECTS (excluding tunnels, building structures in rest area projects, railroad construction, bascule, suspension and spandrel arch bridges designed for commercial navigation, bridges involving marine construction, and other major bridges).

Modification Number	Publication Date
0	01/04/2013

SUNC2011-072 09/16/2011

	Rates	Fringes
<b>CARPENTER (Form Work Only)</b>		
Alamance County	13.04	
Davie	13.41	
Forsyth, Stokes, and Yadkin Counties	13.10	
<b>CEMENT MASON/CONCRETE FINISHER</b>		
Alamance County	14.08	
Davie, Forsyth, Stokes, and Yadkin Counties	14.51	
<b>IRONWORKER (Reinforcing)</b>	14.88	
<b>LABORER</b>		
Asphalt, Asphalt Distributor, Raker, and Spreader		
Alamance County	12.20	
Davie, Forsyth, Stokes, and Yadkin Counties	12.32	
Common or General		
Alamance County	10.10	
Davie County	10.72	
Forsyth County	10.03	
Stokes County	9.54	
Yadkin County	10.86	
Concrete Saw	13.52	
Landscape	9.89	
Luteman	12.73	
Mason Tender (Cement/Concrete)	11.43	
Pipelayer	12.69	
Traffic Control (Cone Setter)		
Alamance County	11.15	
Davie, Forsyth, Stokes, and Yadkin Counties	12.25	

	Rates	Fringes
Traffic Control (Flagger)		
Alamance and Davie Counties	8.93	
Forsyth, Stokes, and Yadkin Counties	7.25	
<b>POWER EQUIPMENT OPERATORS</b>		
Backhoe/Excavator/Trackhoe		
Alamance County	14.78	
Davie County	15.43	
Forsyth, Stokes, and Yadkin Counties	14.96	
Broom/Sweeper	14.82	
Bulldozer		
Alamance County	14.66	
Davie, Forsyth, Stokes, and Yadkin Counties	16.15	
Crane		
Alamance County	16.83	
Davie County	16.31	
Forsyth, Stokes, and Yadkin Counties	16.13	
Curb Machine	14.43	
Distributor	15.27	
Drill	18.28	
Grader/Blade		
Alamance County	14.83	
Davie, Forsyth, Stokes, and Yadkin Counties	16.03	
Loader		
Alamance County	14.43	
Davie, Forsyth, Stokes, and Yadkin Counties	14.48	
Mechanic	14.00	
Milling Machine	14.38	
Oiler	13.58	
Paver		
Alamance County	16.00	
Davie, Forsyth, Stokes, and Yadkin Counties	16.06	
Roller	13.15	
Scraper	14.00	
Screed	14.85	
Tractor	12.94	
<b>TRUCK DRIVER</b>		
Distributor	16.75	
Dump Truck		
Alamance County	11.69	
Davie, Forsyth, and Stokes Counties	11.50	
Yadkin County	11.80	
Flatbed Truck	15.02	
Lowboy Truck	15.34	
Off the Road Truck	13.78	
Single Axle Truck	13.40	
Tack Truck	16.51	
Water Truck	13.03	

Welders – Receive rate prescribed for craft performing operation to which welding is incidental.

Unlisted classifications needed for work not included within the scope of the classifications listed may be added after award only as provided in the labor standards contract clauses (29 CFR 5.5(a)(1)(ii)).

The body of each wage determination lists the classification and wage rates that have been found to be prevailing for the cited type(s) of construction in the area covered by the wage determination. The classifications are listed in alphabetical order of "identifiers" that indicate whether the particular rate is union or non-union.

#### Union Identifiers

An identifier enclosed in dotted lines beginning with characters other than "SU" denotes that the union classification and rate have found to be prevailing for that classification. Example: PLUM0198-005 07/01/2011. The first four letters, PLUM, indicate the international union and the four-digit number, 0198, that follows indicates the local union number or district council number where applicable, i.e., Plumbers Local 0198. The next number, 005 in the example, is an internal number used in processing the wage determination. The date, 07/01/2011, following these characters is the effective date of the most current negotiated rate/collective bargaining agreement which would be July 1, 2011 in the above example.

Union prevailing wage rates will be updated to reflect any changes in the collective bargaining agreements governing the rates.

0000/9999: weighted union wage rates will be published annually each January.

#### Non-Union Identifiers

Classifications listed under an "SU" identifier were derived from survey data by computing average rates and are not union rates; however, the data used in computing these rates may include both union and non-union data. Example: SULA2004-007 5/13/2010. SU indicates the rates are not union rates, LA indicates the State of Louisiana; 2004 is the year of the survey; and 007 is an internal number used in producing the wage determination. A 1993 or later date, 5/13/2010, indicates the classifications and rates under that identifier were issued as a General Wage Determination on that date.

Survey wage rates will remain in effect and will not change until a new survey is conducted.

#### WAGE DETERMINATION APPEALS PROCESS

- 1.) Has there been an initial decision in the matter? This can be:
  - \* an existing published wage determination
  - \* a survey underlying a wage determination
  - \* a Wage and Hour Division letter setting forth a position on a wage determination matter
  - \* a conformance (additional classification and rate) ruling

On survey related matters, initial contact, including requests for summaries of surveys, should be with the Wage and Hour Regional Office for the area in which the survey was conducted because those Regional Offices have responsibility for the Davis-Bacon survey program. If the response from this initial contact is not satisfactory, then the process described in 2.) and 3.) should be followed.

With regard to any other matter not yet ripe for the formal process described here, initial contact should be with the Branch of Construction Wage Determinations. Write to:

Branch of Construction Wage Determinations  
Wage and Hour Division  
U. S. Department of Labor  
200 Constitution Avenue, N.W.  
Washington, D.C. 20210

2.) If the answer to the question in 1.) is yes, then an interested party (those affected by the action) can request review and reconsideration from the Wage and Hour Administrator (See 29 CFR Part 1.8 and 29 CFR Part 7). Write to:

Wage and Hour Administrator  
U.S. Department of Labor  
200 Constitution Avenue, N.W.  
Washington, D.C. 20210

The request should be accompanied by a full statement of the interested party's position and by any information (wage payment data, project description, area practice material, etc.) that the requestor considers relevant to the issue.

3.) If the decision of the Administrator is not favorable, an interested party may appeal directly to the Administrative Review Board (formerly the Wage Appeals Board). Write to:

Administrative Review Board  
U.S. Department of Labor  
200 Constitution Avenue, N.W.  
Washington, D.C. 20210

4.) All decisions by the Administrative Review Board are final.

END OF GENERAL DECISION

County : Alamance

Line #	Item Number	Sec #	Description	Quantity	Unit Cost	Amount
<b>ROADWAY ITEMS</b>						
0001	0000100000-N	800	MOBILIZATION	Lump Sum	L.S.	
0002	0001000000-E	200	CLEARING & GRUBBING .. ACRE(S)	Lump Sum	L.S.	
0003	0008000000-E	200	SUPPLEMENTARY CLEARING & GRUB- BING	3 ACR		
0004	0022000000-E	225	UNCLASSIFIED EXCAVATION	203,340 CY		
0005	0036000000-E	225	UNDERCUT EXCAVATION	200 CY		
0006	0134000000-E	240	DRAINAGE DITCH EXCAVATION	290 CY		
0007	0141000000-E	240	BERM DITCH CONSTRUCTION	340 LF		
0008	0156000000-E	250	REMOVAL OF EXISTING ASPHALT PAVEMENT	3,140 SY		
0009	0192000000-N	260	PROOF ROLLING	10 HR		
0010	0195000000-E	265	SELECT GRANULAR MATERIAL	200 CY		
0011	0196000000-E	270	GEOTEXTILE FOR SOIL STABILIZA- TION	500 SY		
0012	0223000000-E	275	ROCK PLATING	330 SY		
0013	0255000000-E	SP	GENERIC GRADING ITEM HAULING & DISPOSAL OF PETROLE- UM CONTAMINATED SOIL	200 TON		
0014	0318000000-E	300	FOUNDATION CONDITIONING MATE- RIAL, MINOR STRUCTURES	150 TON		
0015	0320000000-E	300	FOUNDATION CONDITIONING GEO- TEXTILE	450 SY		
0016	0335200000-E	305	15" DRAINAGE PIPE	176 LF		
0017	0335300000-E	305	18" DRAINAGE PIPE	680 LF		
0018	0335400000-E	305	24" DRAINAGE PIPE	72 LF		
0019	0335800000-E	305	48" DRAINAGE PIPE	16 LF		

County : Alamance

Line #	Item Number	Sec #	Description	Quantity	Unit Cost	Amount
0020	0448200000-E	310	15" RC PIPE CULVERTS, CLASS IV	32	LF	
0021	0448300000-E	310	18" RC PIPE CULVERTS, CLASS IV	72	LF	
0022	0448400000-E	310	24" RC PIPE CULVERTS, CLASS IV	204	LF	
0023	0986000000-E	SP	GENERIC PIPE ITEM 36" BCCM PIPE CULVERTS, 0.079" THICK	387	LF	
0024	0986000000-E	SP	GENERIC PIPE ITEM 36" WELDED STEEL PIPE, 0.532" THICK, GRADE B (OPEN CUT)	30	LF	
0025	0986000000-E	SP	GENERIC PIPE ITEM 36" WELDED STEEL PIPE, 0.532" THICK, GRADE B IN SOIL	46	LF	
0026	0986000000-E	SP	GENERIC PIPE ITEM 36" WELDED STEEL PIPE, 0.532" THICK, GRADE B NOT IN SOIL	46	LF	
0027	0986000000-E	SP	GENERIC PIPE ITEM 48" WELDED STEEL PIPE, 0.688" THICK, GRADE B (OPEN CUT)	14	LF	
0028	0986000000-E	SP	GENERIC PIPE ITEM 48" WELDED STEEL PIPE, 0.688" THICK, GRADE B IN SOIL	23	LF	
0029	0986000000-E	SP	GENERIC PIPE ITEM 48" WELDED STEEL PIPE, 0.688" THICK, GRADE B NOT IN SOIL	23	LF	
0030	0986000000-E	SP	GENERIC PIPE ITEM 54" WELDED STEEL PIPE, 0.781" THICK, GRADE B (OPEN CUT)	80	LF	
0031	0986000000-E	SP	GENERIC PIPE ITEM 54" WELDED STEEL PIPE, 0.781" THICK, GRADE B IN SOIL	23	LF	
0032	0986000000-E	SP	GENERIC PIPE ITEM 54" WELDED STEEL PIPE, 0.781" THICK, GRADE B NOT IN SOIL	23	LF	
0033	0986000000-E	SP	GENERIC PIPE ITEM 60" WELDED STEEL PIPE, 0.844" THICK, GRADE B (OPEN CUT)	160	LF	



Line #	Item Number	Sec #	Description	Quantity	Unit Cost	Amount
0034	0986000000-E	SP	GENERIC PIPE ITEM 60" WELDED STEEL PIPE, 0.844" THICK, GRADE B IN SOIL	52 LF		
0035	0986000000-E	SP	GENERIC PIPE ITEM 60" WELDED STEEL PIPE, 0.844" THICK, GRADE B NOT IN SOIL	52 LF		
0036	0995000000-E	340	PIPE REMOVAL	520 LF		
0037	1011000000-N	500	FINE GRADING	Lump Sum	L.S.	
0038	1066000000-E	501	LIME FOR LIME TREATED SOIL	100 TON		
0039	1110000000-E	510	STABILIZER AGGREGATE	100 TON		
0040	1121000000-E	520	AGGREGATE BASE COURSE	287 TON		
0041	1176000000-E	542	SOIL CEMENT BASE	1,000 SY		
0042	1187000000-E	542	PORTLAND CEMENT FOR SOIL CE- MENT BASE	100 TON		
0043	1198000000-E	542	AGGREGATE FOR SOIL CEMENT BASE	100 TON		
0044	1220000000-E	545	INCIDENTAL STONE BASE	600 TON		
0045	1231000000-E	560	SHOULDER BORROW	110 CY		
0046	1275000000-E	600	PRIME COAT	100.45 GAL		
0047	1330000000-E	607	INCIDENTAL MILLING	650 SY		
0048	1489000000-E	610	ASPHALT CONC BASE COURSE, TYPE B25.0B	1,040 TON		
0049	1498000000-E	610	ASPHALT CONC INTERMEDIATE COURSE, TYPE I19.0B	990 TON		
0050	1519000000-E	610	ASPHALT CONC SURFACE COURSE, TYPE S9.5B	900 TON		
0051	1575000000-E	620	ASPHALT BINDER FOR PLANT MIX	150 TON		
0052	2000000000-N	806	RIGHT OF WAY MARKERS	42 EA		

Line #	Item Number	Sec #	Description	Quantity	Unit Cost	Amount
0053	2209000000-E	838	ENDWALLS	67.9 CY		
0054	2220000000-E	838	REINFORCED ENDWALLS	28 CY		
0055	2275000000-E	SP	FLOWABLE FILL	190 CY		
0056	2286000000-N	840	MASONRY DRAINAGE STRUCTURES	10 EA		
0057	2308000000-E	840	MASONRY DRAINAGE STRUCTURES	0.38 LF		
0058	2364000000-N	840	FRAME WITH TWO GRATES, STD 840.16	2 EA		
0059	2365000000-N	840	FRAME WITH TWO GRATES, STD 840.22	1 EA		
0060	2366000000-N	840	FRAME WITH TWO GRATES, STD 840.24	1 EA		
0061	2374000000-N	840	FRAME WITH GRATE & HOOD, STD 840.03, TYPE ** (E)	2 EA		
0062	2374000000-N	840	FRAME WITH GRATE & HOOD, STD 840.03, TYPE ** (G)	2 EA		
0063	2396000000-N	840	FRAME WITH COVER, STD 840.54	2 EA		
0064	2473000000-N	SP	GENERIC DRAINAGE ITEM PIPE COLLARS UNDER RAILROAD	2 EA		
0065	2549000000-E	846	2'-6" CONCRETE CURB & GUTTER	300 LF		
0066	2612000000-E	848	6" CONCRETE DRIVEWAY	60 SY		
0067	2655000000-E	852	5" MONOLITHIC CONCRETE ISLANDS (KEYED IN)	130 SY		
0068	3030000000-E	862	STEEL BM GUARDRAIL	25 LF		
0069	3105000000-N	862	STEEL BM GUARDRAIL TERMINAL SECTIONS	2 EA		
0070	3503000000-E	866	WOVEN WIRE FENCE, 47" FABRIC	4,830 LF		

Line #	Item Number	Sec #	Description	Quantity	Unit Cost	Amount
0071	3506000000-E	866	4" TIMBER FENCE POSTS, ***** LONG (8')	300 EA		
0072	3512000000-E	866	5" TIMBER FENCE POSTS, ***** LONG (8')	100 EA		
0073	3574000000-E	867	GENERIC FENCING ITEM RESET SPLIT RAIL FENCE	120 LF		
0074	3578000000-N	SP	GENERIC FENCING ITEM RIGHT OF WAY GATE	2 EA		
0075	3628000000-E	876	RIP RAP, CLASS I	540 TON		
0076	3649000000-E	876	RIP RAP, CLASS B	166 TON		
0077	3656000000-E	876	GEOTEXTILE FOR DRAINAGE	1,340 SY		
0078	3885000000-E	SP	GENERIC TRACKWORK ITEM SUB-BALLAST	29,200 TON		
0079	4025000000-E	901	CONTRACTOR FURNISHED, TYPE *** SIGN (E)	131.25 SF		
0080	4072000000-E	903	SUPPORTS, 3-LB STEEL U-CHANNEL	252 LF		
0081	4102000000-N	904	SIGN ERECTION, TYPE E	18 EA		
0082	4192000000-N	907	DISPOSAL OF SUPPORT, U-CHANNEL	7 EA		
0083	4360000000-N	SP	GENERIC SIGNING ITEM REMOVE & RESET WOOD SIGN POST	1 EA		
0084	4400000000-E	1110	WORK ZONE SIGNS (STATIONARY)	654 SF		
0085	4405000000-E	1110	WORK ZONE SIGNS (PORTABLE)	96 SF		
0086	4410000000-E	1110	WORK ZONE SIGNS (BARRICADE MOUNTED)	188 SF		
0087	4435000000-N	1135	CONES	50 EA		
0088	4445000000-E	1145	BARRICADES (TYPE III)	112 LF		

Line #	Item Number	Sec #	Description	Quantity	Unit Cost	Amount
0089	4450000000-N	1150	FLAGGER	20 HR		
0090	4520000000-N	1266	TUBULAR MARKERS (FIXED)	48 EA		
0091	4810000000-E	1205	PAINT PAVEMENT MARKING LINES (4")	9,205 LF		
0092	4830000000-E	1205	PAINT PAVEMENT MARKING LINES (16")	172 LF		
0093	4835000000-E	1205	PAINT PAVEMENT MARKING LINES (24")	336 LF		
0094	4840000000-N	1205	PAINT PAVEMENT MARKING CHARACTER	8 EA		
0095	4900000000-N	1251	PERMANENT RAISED PAVEMENT MARKERS	14 EA		
0096	5325600000-E	1510	6" WATER LINE	10 LF		
0097	5325800000-E	1510	8" WATER LINE	1,516 LF		
0098	5326200000-E	1510	12" WATER LINE	530 LF		
0099	5540000000-E	1515	6" VALVE	1 EA		
0100	5546000000-E	1515	8" VALVE	4 EA		
0101	5558000000-E	1515	12" VALVE	2 EA		
0102	5643100000-E	1515	3/4" WATER METER	5 EA		
0103	5666000000-E	1515	FIRE HYDRANT	1 EA		
0104	5691300000-E	1520	8" SANITARY GRAVITY SEWER	2,237 LF		
0105	5768000000-N	1520	SANITARY SEWER CLEAN-OUT	3 EA		
0106	5775000000-E	1525	4' DIA UTILITY MANHOLE	14 EA		
0107	5777000000-E	1525	6' DIA UTILITY MANHOLE	3 EA		

County : Alamance

Line #	Item Number	Sec #	Description	Quantity	Unit Cost	Amount
0108	5781000000-E	1525	UTILITY MANHOLE WALL, 4' DIA	38.3 LF		
0109	5783000000-E	1525	UTILITY MANHOLE WALL, 6' DIA	31.4 LF		
0110	5800000000-E	1530	ABANDON 6" UTILITY PIPE	225 LF		
0111	5801000000-E	1530	ABANDON 8" UTILITY PIPE	2,122 LF		
0112	5804000000-E	1530	ABANDON 12" UTILITY PIPE	480 LF		
0113	5815000000-N	1530	REMOVE WATER METER	5 EA		
0114	5815500000-N	1530	REMOVE FIRE HYDRANT	2 EA		
0115	5816000000-N	1530	ABANDON UTILITY MANHOLE	8 EA		
0116	5835900000-E	1540	20" ENCASEMENT PIPE	660 LF		
0117	5836000000-E	1540	24" ENCASEMENT PIPE	140 LF		
0118	5872100000-E	1550	TRENCHLESS INSTALLATION OF 20" IN SOIL	130 LF		
0119	5872110000-E	1550	TRENCHLESS INSTALLATION OF 20" NOT IN SOIL	130 LF		
0120	5872200000-E	1550	TRENCHLESS INSTALLATION OF 24" IN SOIL	70 LF		
0121	5872210000-E	1550	TRENCHLESS INSTALLATION OF 24" NOT IN SOIL	70 LF		
0122	5888000000-E	SP	GENERIC UTILITY ITEM 20" SPLIT ENCASEMENT	110 LF		
0123	6000000000-E	1605	TEMPORARY SILT FENCE	12,500 LF		
0124	6006000000-E	1610	STONE FOR EROSION CONTROL, CLASS A	320 TON		
0125	6009000000-E	1610	STONE FOR EROSION CONTROL, CLASS B	2,400 TON		
0126	6012000000-E	1610	SEDIMENT CONTROL STONE	1,000 TON		

Line #	Item Number	Sec #	Description	Quantity	Unit Cost	Amount
0127	6015000000-E	1615	TEMPORARY MULCHING	100 ACR		
0128	6018000000-E	1620	SEED FOR TEMPORARY SEEDING	2,800 LB		
0129	6021000000-E	1620	FERTILIZER FOR TEMPORARY SEED- ING	12 TON		
0130	6024000000-E	1622	TEMPORARY SLOPE DRAINS	2,800 LF		
0131	6029000000-E	SP	SAFETY FENCE	100 LF		
0132	6030000000-E	1630	SILT EXCAVATION	8,700 CY		
0133	6036000000-E	1631	MATTING FOR EROSION CONTROL	75,000 SY		
0134	6037000000-E	SP	COIR FIBER MAT	400 SY		
0135	6042000000-E	1632	1/4" HARDWARE CLOTH	1,070 LF		
0136	6070000000-N	1639	SPECIAL STILLING BASINS	5 EA		
0137	6071012000-E	SP	COIR FIBER WATTLE	400 LF		
0138	6071020000-E	SP	POLYACRYLAMIDE (PAM)	325 LB		
0139	6071030000-E	1640	COIR FIBER BAFFLE	1,700 LF		
0140	6071050000-E	SP	*** SKIMMER (1-1/2")	13 EA		
0141	6071050000-E	SP	*** SKIMMER (2-1/2")	1 EA		
0142	6084000000-E	1660	SEEDING & MULCHING	75 ACR		
0143	6087000000-E	1660	MOWING	69 ACR		
0144	6090000000-E	1661	SEED FOR REPAIR SEEDING	1,150 LB		
0145	6093000000-E	1661	FERTILIZER FOR REPAIR SEEDING	3 TON		
0146	6096000000-E	1662	SEED FOR SUPPLEMENTAL SEEDING	1,775 LB		

Line #	Item Number	Sec #	Description	Quantity	Unit Cost	Amount
0147	6108000000-E	1665	FERTILIZER TOPDRESSING	53 TON		
0148	6111000000-E	SP	IMPERVIOUS DIKE	110 LF		
0149	6114500000-N	1667	SPECIALIZED HAND MOWING	10 MHR		
0150	6117000000-N	SP	RESPONSE FOR EROSION CONTROL	100 EA		
0151	6123000000-E	1670	REFORESTATION	9 ACR		
0152	6132000000-N	SP	GENERIC EROSION CONTROL ITEM SUPPLEMENTAL RESPONSE FOR EROSION CONTROL	10 EA		
0153	0000400000-N	801	CONSTRUCTION SURVEYING	Lump Sum	L.S.	
0154	1044000000-E	501	LIME TREATED SOIL (SLURRY METHOD)	1,000 SY		
1636/Aug12/Q389493.98/D527495782000/E154			Total Amount Of Bid For Entire Project :			

**Vendor 1 of 8: TRIANGLE GRADING & PAVING INC (3752)  
Call Order 005 (Proposal: C203129)**

**Bid Information**

---

**County:** ALAMANCE  
**Address:** P.O. Drawer 2570  
Burlington , NC , 27216  
**Signature Check:** R\_G\_Kirkpatrick\_Jr\_3752  
**Time Bid Received:** August 20, 2013 01:52 PM  
**Amendment Count:** 1

**Bid Checksum:** 13213F57  
**Bid Total:** \$5,490,366.39 ✓  
**Items Total:** \$5,490,366.39  
**Time Total:** \$0.00

<b>Bidding Errors:</b>	DBE GOAL SET	10.0
None.	DBE GOAL MET	10.0



Vendor 1 of 8: TRIANGLE GRADING & PAVING INC (3752)  
Call Order 005 (Proposal: C203129)

**Bid Bond Information**

---

<b>Projects:</b>	<b>Bond Maximum:</b>
<b>Counties:</b>	<b>State of Incorporation:</b>
<b>Bond ID:</b> A6G7-U27K-UPXU-U3WK	<b>Agency Execution Date:</b> 8/20/2013
<b>Paid by Check:</b> No	<b>Surety Name:</b> SurePathNetwork
<b>Bond Percent:</b> 5%	<b>Bond Agency Name:</b> Liberty Mutual Insurance Company

Vendor 3752's Bid Information for Call 005, Letting L130820, 08/20/13

Triangle Grading and Paving, Inc (3752)  
 Call Order 005 (Proposal ID C203129)

LIST OF DBE PARTICIPANTS

VENDOR NUMBER	DBE NAME ADDRESS	WORK CODE TYPE OF WORK	CERT TYPE AMOUNT	
7072 WB	BOONE MASONRY, INC. NEALWOOD AVENUE , GRAHAM, NC 27253		Sub 88,790.00	Committed
11151 MB	BRIGHTSTAR LANDSCAPING LLC 118 SOUTH PERSON STREET , RALEIGH, NC 27601		Sub 361,285.00	Committed
2976 WB	CAROLINA ENVIRONMENTAL CONTRACT POST OFFICE BOX 1905 , MT. AIRY, NC 27030		Sub 31,687.00	Committed
11572 MB	CRUZ BROTHERS CONCRETE, INC. 1572 PAYNE ROAD/LOT 75 , GRAHAM, NC 27253		Sub 12,700.00	Committed
12418 WB	LEVEL CROSS SURVEYING PLLC 668 MARSH COUNTRY LANE , RANDLEMAN, NC 27317		Sub 43,600.00	Committed
4247 WB	SEAL BROTHERS CONTRACTING LLC 131 W. CLEVE STREET , MOUNT AIRY, NC 27030		Sub 27,730.00	Committed
			TOTAL: \$565,792.00	
			10.31%	

Vendor 3752's Bid Information for Call 005, Letting L130820, 08/20/13

Triangle Grading and Paving, Inc (3752)  
 Call Order 005 (Proposal ID C203129)

Miscellaneous Data Info - Contractor Responses:

NON-COLLUSION AND DEBARMENT CERTIFICATION

Explanation of the prospective bidder that is unable to certify to any of the statements in this certification:

- Explanation:
- NOT ANSWERED
- NOT ANSWERED
- NOT ANSWERED
- NOT ANSWERED

AWARD LIMITS ON MULTIPLE PROJECTS

By answering YES to this statement, the bidder acknowledges that they are using the award limits on multiple projects. No

It is the desire of the Bidder to be awarded contracts, the value of which will not exceed a total of NOT ANSWERED for those projects indicated herein, for which bids will be opened on (MM/DD/YY)

The Award Limits shall apply to the following projects:

Contract Number	County
NOT ANSWERED	
NOT ANSWERED	
NOT ANSWERED	
NOT ANSWERED	

NOT ANSWERED  
NOT ANSWERED

Bid Bond Data Info - Contractor Responses:

=====

BondID: A6G7-U27K-UPXU-U3WK  
Surety Registry Agency: SurePathNetwork  
Verified?: Yes  
Surety Agency: Liberty Mutual Insurance Company  
Bond Execution Date: 8/20/2013  
Bond Amount: \$274,518.32 (Five Percent of Bid)

Contract ID: C203129

Project(s): FRA-FR-0006-10-01-00

Letting Date: 08-20-13 Call Order: 005

Bidder: 3752 - Triangle Grading and Paving, Inc

Line No.	Item Description	Approx. Quantity and Units	Unit Price Dollars   Cts	Bid Amount Dollars   Ct
Section 0001 ROADWAY ITEMS				
Alt Group				
0001	0000100000-N MOBILIZATION	LUMP	LUMP	260,000.00
0002	0001000000-E CLEARING & GRUBBING .. ACRE(S)	LUMP	LUMP	678,100.00
0003	0008000000-E SUPPLEMENTARY CLEARING & GRUBBING	3.000 ACR	3,000.00000	9,000.00
0004	0022000000-E UNCLASSIFIED EXCAVATION	203,340.000 CY	7.15000	1,453,881.00
0005	0036000000-E UNDERCUT EXCAVATION	200.000 CY	28.00000	5,600.00
0006	0134000000-E DRAINAGE DITCH EXCAVATION	290.000 CY	14.00000	4,060.00
0007	0141000000-E BERM DITCH CONSTRUCTION	340.000 LF	4.80000	1,632.00
0008	0156000000-E REMOVAL OF EXISTING ASPHALT PAVEMENT	3,140.000 SY	3.90000	12,246.00
0009	0192000000-N PROOF ROLLING	10.000 HR	200.00000	2,000.00
0010	0195000000-E SELECT GRANULAR MATERIAL	200.000 CY	40.00000	8,000.00
0011	0196000000-E GEOTEXTILE FOR SOIL STABILIZATION	500.000 SY	2.67000	1,335.00

State of NC  
Dept of Transportation

Date: 07-22-13  
Revised: 08-13-13

Contract ID: C203129

Project(s): FRA-FR-0006-10-01-00

Letting Date: 08-20-13 Call Order: 005

Bidder: 3752 - Triangle Grading and Paving, Inc

Line No.	Item Description	Approx. Quantity and Units	Unit Price		Bid Amount	
			Dollars	Cts	Dollars	Ct
0012	0223000000-E ROCK PLATING	330.000 SY	52.75000		17,407.50	
0013	0255000000-E GENERIC GRADING ITEM HAULING & DISPOSAL OF PETROLEUM CONTAMINATED SOIL	200.000 TON	93.00000		18,600.00	
0014	0318000000-E FOUNDATION CONDITIONING MATERIAL, MINOR STRUCTURES	150.000 TON	31.00000		4,650.00	
0015	0320000000-E FOUNDATION CONDITIONING GEOTEXTILE	450.000 SY	2.35000		1,057.50	
0016	0335200000-E 15" DRAINAGE PIPE	176.000 LF	33.00000		5,808.00	
0017	0335300000-E 18" DRAINAGE PIPE	680.000 LF	34.00000		23,120.00	
0018	0335400000-E 24" DRAINAGE PIPE	72.000 LF	49.00000		3,528.00	
0019	0335800000-E 48" DRAINAGE PIPE	16.000 LF	160.00000		2,560.00	
0020	0448200000-E 15" RC PIPE CULVERTS, CLASS IV	32.000 LF	41.00000		1,312.00	
0021	0448300000-E 18" RC PIPE CULVERTS, CLASS IV	72.000 LF	42.00000		3,024.00	
0022	0448400000-E 24" RC PIPE CULVERTS, CLASS IV	204.000 LF	50.00000		10,200.00	

State of NC  
 Dept of Transportation

Date: 07-22-13  
 Revised: 08-13-13

Contract ID: C203129 Project(s): FRA-FR-0006-10-01-00  
 Letting Date: 08-20-13 Call Order: 005  
 Bidder: 3752 - Triangle Grading and Paving, Inc

Line No.	Item Description	Approx. Quantity and Units	Unit Price Dollars   Cts	Bid Amount Dollars   Ct
0023	0986000000-E GENERIC PIPE ITEM 36" BCCM PIPE CULVERTS, 0.079" THICK	387.000 LF	97.00000	37,539.00
0024	0986000000-E GENERIC PIPE ITEM 36" WELDED STEEL PIPE, 0.532" THICK, GRADE B (OPEN CUT)	30.000 LF	170.00000	5,100.00
0025	0986000000-E GENERIC PIPE ITEM 36" WELDED STEEL PIPE, 0.532" THICK, GRADE B IN SOIL	46.000 LF	300.00000	13,800.00
0026	0986000000-E GENERIC PIPE ITEM 36" WELDED STEEL PIPE, 0.532" THICK, GRADE B NOT IN SOIL	46.000 LF	560.00000	25,760.00
0027	0986000000-E GENERIC PIPE ITEM 48" WELDED STEEL PIPE, 0.688" THICK, GRADE B (OPEN CUT)	14.000 LF	425.00000	5,950.00
0028	0986000000-E GENERIC PIPE ITEM 48" WELDED STEEL PIPE, 0.688" THICK, GRADE B IN SOIL	23.000 LF	570.00000	13,110.00
0029	0986000000-E GENERIC PIPE ITEM 48" WELDED STEEL PIPE, 0.688" THICK, GRADE B NOT IN SOIL	23.000 LF	900.00000	20,700.00
0030	0986000000-E GENERIC PIPE ITEM 54" WELDED STEEL PIPE, 0.781" THICK, GRADE B (OPEN CUT)	80.000 LF	450.00000	36,000.00
0031	0986000000-E GENERIC PIPE ITEM 54" WELDED STEEL PIPE, 0.781" THICK, GRADE B IN SOIL	23.000 LF	710.00000	16,330.00

Contract ID: C203129 Project(s): FRA-FR-0006-10-01-00  
Letting Date: 08-20-13 Call Order: 005  
Bidder: 3752 - Triangle Grading and Paving, Inc

Line No.	Item Description	Approx. Quantity and Units	Unit Price Dollars   Cts	Bid Amount Dollars   Ct
0032	0986000000-E GENERIC PIPE ITEM 54" WELDED STEEL PIPE, 0.781" THICK, GRADE B NOT IN SOIL	23.000 LF	975.00000	22,425.00
0033	0986000000-E GENERIC PIPE ITEM 60" WELDED STEEL PIPE, 0.844" THICK, GRADE B (OPEN CUT)	160.000 LF	540.00000	86,400.00
0034	0986000000-E GENERIC PIPE ITEM 60" WELDED STEEL PIPE, 0.844" THICK, GRADE B IN SOIL	52.000 LF	780.00000	40,560.00
0035	0986000000-E GENERIC PIPE ITEM 60" WELDED STEEL PIPE, 0.844" THICK, GRADE B NOT IN SOIL	52.000 LF	1,100.00000	57,200.00
0036	0995000000-E PIPE REMOVAL	520.000 LF	11.00000	5,720.00
0037	1011000000-N FINE GRADING	LUMP	LUMP	75,000.00
0038	1066000000-E LIME FOR LIME TREATED SOIL	100.000 TON	250.00000	25,000.00
0039	1110000000-E STABILIZER AGGREGATE	100.000 TON	22.00000	2,200.00
0040	1121000000-E AGGREGATE BASE COURSE	287.000 TON	29.00000	8,323.00
0041	1176000000-E SOIL CEMENT BASE	1,000.000 SY	8.50000	8,500.00
0042	1187000000-E PORTLAND CEMENT FOR SOIL CEMENT BASE	100.000 TON	175.00000	17,500.00

Contract ID: C203129

Project(s): FRA-FR-0006-10-01-00

Letting Date: 08-20-13 Call Order: 005

Bidder: 3752 - Triangle Grading and Paving, Inc

Line No.	Item Description	Approx. Quantity and Units	Unit Price		Bid Amount	
			Dollars	Cts	Dollars	Ct
0043	1198000000-E AGGREGATE FOR SOIL CEMENT BASE	100.000 TON	40.00000		4,000.00	
0044	1220000000-E INCIDENTAL STONE BASE	600.000 TON	27.75000		16,650.00	
0045	1231000000-E SHOULDER BORROW	110.000 CY	40.00000		4,400.00	
0046	1275000000-E PRIME COAT	100.450 GAL	8.00000		803.60	
0047	1330000000-E INCIDENTAL MILLING	650.000 SY	8.00000		5,200.00	
0048	1489000000-E ASPHALT CONC BASE COURSE, TYPE B25.0B	1,040.000 TON	49.00000		50,960.00	
0049	1498000000-E ASPHALT CONC INTERMEDIATE COURSE, TYPE I19.0B	990.000 TON	49.60000		49,104.00	
0050	1519000000-E ASPHALT CONC SURFACE COURSE, TYPE S9.5B	900.000 TON	54.00000		48,600.00	
0051	1575000000-E ASPHALT BINDER FOR PLANT MIX	150.000 TON	650.00000		97,500.00	
0052	2000000000-N RIGHT OF WAY MARKERS	42.000 EA	135.00000		5,670.00	
0053	2209000000-E ENDWALLS	67.900 CY	700.00000		47,530.00	
0054	2220000000-E REINFORCED ENDWALLS	28.000 CY	1,000.00000		28,000.00	



State of NC  
Dept of Transportation

Date: 07-22-13  
Revised: 08-13-13

Contract ID: C203129

Project(s): FRA-FR-0006-10-01-00

Letting Date: 08-20-13 Call Order: 005

Bidder: 3752 - Triangle Grading and Paving, Inc

Line No.	Item Description	Approx. Quantity and Units	Unit Price		Bid Amount	
			Dollars	Cts	Dollars	Ct
0055	2275000000-E FLOWABLE FILL	190.000 CY	154.00000		29,260.00	
0056	2286000000-N MASONRY DRAINAGE STRUCTURES	10.000 EA	1,100.00000		11,000.00	
0057	2308000000-E MASONRY DRAINAGE STRUCTURES	0.380 LF	500.00000		190.00	
0058	2364000000-N FRAME WITH TWO GRATES, STD 840.16	2.000 EA	485.00000		970.00	
0059	2365000000-N FRAME WITH TWO GRATES, STD 840.22	1.000 EA	500.00000		500.00	
0060	2366000000-N FRAME WITH TWO GRATES, STD 840.24	1.000 EA	500.00000		500.00	
0061	2374000000-N FRAME WITH GRATE & HOOD, STD 840.03, TYPE ** (E)	2.000 EA	525.00000		1,050.00	
0062	2374000000-N FRAME WITH GRATE & HOOD, STD 840.03, TYPE ** (G)	2.000 EA	525.00000		1,050.00	
0063	2396000000-N FRAME WITH COVER, STD 840.54	2.000 EA	250.00000		500.00	
0064	2473000000-N GENERIC DRAINAGE ITEM PIPE COLLARS UNDER RAILROAD	2.000 EA	635.00000		1,270.00	
0065	2549000000-E 2'-6" CONCRETE CURB & GUTTER	300.000 LF	15.50000		4,650.00	
0066	2612000000-E 6" CONCRETE DRIVEWAY	60.000 SY	41.00000		2,460.00	

Contract ID: C203129

Project(s): FRA-FR-0006-10-01-00

Letting Date: 08-20-13 Call Order: 005

Bidder: 3752 - Triangle Grading and Paving, Inc

Line No.	Item Description	Approx. Quantity and Units	Unit Price		Bid Amount	
			Dollars	Cts	Dollars	Ct
0067	2655000000-E 5" MONOLITHIC CONCRETE ISLANDS (KEYED IN)	130.000 SY	43.00000		5,590.00	
0068	3030000000-E STEEL BM GUARDRAIL	25.000 LF	22.00000		550.00	
0069	3105000000-N STEEL BM GUARDRAIL TERMINAL SECTIONS	2.000 EA	500.00000		1,000.00	
0070	3503000000-E WOVEN WIRE FENCE, 47" FABRIC	4,830.000 LF	2.00000		9,660.00	
0071	3506000000-E 4" TIMBER FENCE POSTS, ***** LONG (8')	300.000 EA	14.00000		4,200.00	
0072	3512000000-E 5" TIMBER FENCE POSTS, ***** LONG (8')	100.000 EA	20.00000		2,000.00	
0073	3574000000-E GENERIC FENCING ITEM RESET SPLIT RAIL FENCE	120.000 LF	10.00000		1,200.00	
0074	3578000000-N GENERIC FENCING ITEM RIGHT OF WAY GATE	2.000 EA	2,500.00000		5,000.00	
0075	3628000000-E RIP RAP, CLASS I	540.000 TON	45.00000		24,300.00	
0076	3649000000-E RIP RAP, CLASS B	166.000 TON	48.00000		7,968.00	
0077	3656000000-E GEOTEXTILE FOR DRAINAGE	1,340.000 SY	2.50000		3,350.00	
0078	3885000000-E GENERIC TRACKWORK ITEM SUB-BALLAST	29,200.000 TON	21.50000		627,800.00	

Contract ID: C203129 Project(s): FRA-FR-0006-10-01-00  
Letting Date: 08-20-13 Call Order: 005  
Bidder: 3752 - Triangle Grading and Paving, Inc

Line No.	Item Description	Approx. Quantity and Units	Unit Price		Bid Amount	
			Dollars	Cts	Dollars	Ct
0079	4025000000-E CONTRACTOR FURNISHED, TYPE ***SIGN (E)	131.250 SF	13.25000		1,739.06	
0080	4072000000-E SUPPORTS, 3-LB STEEL U-CHANNEL	252.000 LF	4.77000		1,202.04	
0081	4102000000-N SIGN ERECTION, TYPE E	18.000 EA	49.50000		891.00	
0082	4192000000-N DISPOSAL OF SUPPORT, U-CHANNEL	7.000 EA	1.00000		7.00	
0083	4360000000-N GENERIC SIGNING ITEM REMOVE & RESET WOOD SIGN POST	1.000 EA	200.00000		200.00	
0084	4400000000-E WORK ZONE SIGNS (STATIONARY)	654.000 SF	4.25000		2,779.50	
0085	4405000000-E WORK ZONE SIGNS (PORTABLE)	96.000 SF	18.00000		1,728.00	
0086	4410000000-E WORK ZONE SIGNS (BARRICADE MOUNTED)	188.000 SF	5.50000		1,034.00	
0087	4435000000-N CONES	50.000 EA	15.00000		750.00	
0088	4445000000-E BARRICADES (TYPE III)	112.000 LF	15.00000		1,680.00	
0089	4450000000-N FLAGGER	20.000 HR	21.00000		420.00	
0090	4520000000-N TUBULAR MARKERS (FIXED)	48.000 EA	55.00000		2,640.00	

Contract ID: C203129

Project(s): FRA-FR-0006-10-01-00

Letting Date: 08-20-13 Call Order: 005

Bidder: 3752 - Triangle Grading and Paving, Inc

Line No.	Item Description	Approx. Quantity and Units	Unit Price		Bid Amount	
			Dollars	Cts	Dollars	Ct
0091	4810000000-E PAINT PAVEMENT MARKING LINES (4")	9,205.000 LF	0.40000		3,682.00	
0092	4830000000-E PAINT PAVEMENT MARKING LINES (16")	172.000 LF	0.86000		147.92	
0093	4835000000-E PAINT PAVEMENT MARKING LINES (24")	336.000 LF	1.10000		369.60	
0094	4840000000-N PAINT PAVEMENT MARKING CHARAC-TER	8.000 EA	35.00000		280.00	
0095	4900000000-N PERMANENT RAISED PAVEMENT MARKERS	14.000 EA	7.00000		98.00	
0096	5325600000-E 6" WATER LINE	10.000 LF	100.00000		1,000.00	
0097	5325800000-E 8" WATER LINE	1,516.000 LF	52.00000		78,832.00	
0098	5326200000-E 12" WATER LINE	530.000 LF	76.00000		40,280.00	
0099	5540000000-E 6" VALVE	1.000 EA	1,387.00000		1,387.00	
0100	5546000000-E 8" VALVE	4.000 EA	2,059.00000		8,236.00	
0101	5558000000-E 12" VALVE	2.000 EA	3,093.00000		6,186.00	
0102	5643100000-E 3/4" WATER METER	5.000 EA	1,095.00000		5,475.00	

State of NC  
Dept of Transportation

Date: 07-22-13  
Revised: 08-13-13

Contract ID: C203129

Project(s): FRA-FR-0006-10-01-00

Letting Date: 08-20-13 Call Order: 005

Bidder: 3752 - Triangle Grading and Paving, Inc

Line No.	Item Description	Approx. Quantity and Units	Unit Price		Bid Amount	
			Dollars	Cts	Dollars	Ct
0103	5666000000-E FIRE HYDRANT	1.000 EA	6,002.00000		6,002.00	
0104	5691300000-E 8" SANITARY GRAVITY SEWER	2,237.000 LF	107.00000		239,359.00	
0105	5768000000-N SANITARY SEWER CLEAN-OUT	3.000 EA	2,065.00000		6,195.00	
0106	5775000000-E 4' DIA UTILITY MANHOLE	14.000 EA	2,200.00000		30,800.00	
0107	5777000000-E 6' DIA UTILITY MANHOLE	3.000 EA	3,592.00000		10,776.00	
0108	5781000000-E UTILITY MANHOLE WALL, 4' DIA	38.300 LF	274.00000		10,494.20	
0109	5783000000-E UTILITY MANHOLE WALL, 6' DIA	31.400 LF	358.00000		11,241.20	
0110	5800000000-E ABANDON 6" UTILITY PIPE	225.000 LF	6.90000		1,552.50	
0111	5801000000-E ABANDON 8" UTILITY PIPE	2,122.000 LF	5.35000		11,352.70	
0112	5804000000-E ABANDON 12" UTILITY PIPE	480.000 LF	8.00000		3,840.00	
0113	5815000000-N REMOVE WATER METER	5.000 EA	263.00000		1,315.00	
0114	5815500000-N REMOVE FIRE HYDRANT	2.000 EA	600.00000		1,200.00	

Contract ID: C203129 Project(s): FRA-FR-0006-10-01-00  
Letting Date: 08-20-13 Call Order: 005  
Bidder: 3752 - Triangle Grading and Paving, Inc

Line No.	Item Description	Approx. Quantity and Units	Unit Price		Bid Amount	
			Dollars	Cts	Dollars	Ct
0115	5816000000-N ABANDON UTILITY MANHOLE	8.000 EA	532.00000		4,256.00	
0116	5835900000-E 20" ENCASEMENT PIPE	660.000 LF	41.00000		27,060.00	
0117	5836000000-E 24" ENCASEMENT PIPE	140.000 LF	49.00000		6,860.00	
0118	5872100000-E TRENCHLESS INSTALLATION OF 20" IN SOIL	130.000 LF	130.00000		16,900.00	
0119	5872110000-E TRENCHLESS INSTALLATION OF 20" NOT IN SOIL	130.000 LF	300.00000		39,000.00	
0120	5872200000-E TRENCHLESS INSTALLATION OF 24" IN SOIL	70.000 LF	135.00000		9,450.00	
0121	5872210000-E TRENCHLESS INSTALLATION OF 24" NOT IN SOIL	70.000 LF	320.00000		22,400.00	
0122	5888000000-E GENERIC UTILITY ITEM 20" SPLIT ENCASEMENT	110.000 LF	180.00000		19,800.00	
0123	6000000000-E TEMPORARY SILT FENCE	12,500.000 LF	1.64000		20,500.00	
0124	6006000000-E STONE FOR EROSION CONTROL, CLASS A	320.000 TON	45.00000		14,400.00	
0125	6009000000-E STONE FOR EROSION CONTROL, CLASS B	2,400.000 TON	42.00000		100,800.00	
0126	6012000000-E SEDIMENT CONTROL STONE	1,000.000 TON	28.00000		28,000.00	

Contract ID: C203129

Project(s): FRA-FR-0006-10-01-00

Letting Date: 08-20-13 Call Order: 005

Bidder: 3752 - Triangle Grading and Paving, Inc

Line No.	Item Description	Approx. Quantity and Units	Unit Price		Bid Amount	
			Dollars	Cts	Dollars	Ct
0127	6015000000-E TEMPORARY MULCHING	100.000	575.00000		57,500.00	
		ACR				
0128	6018000000-E SEED FOR TEMPORARY SEEDING	2,800.000	3.50000		9,800.00	
		LB				
0129	6021000000-E FERTILIZER FOR TEMPORARY SEED-ING	12.000	800.00000		9,600.00	
		TON				
0130	6024000000-E TEMPORARY SLOPE DRAINS	2,800.000	12.00000		33,600.00	
		LF				
0131	6029000000-E SAFETY FENCE	100.000	1.64000		164.00	
		LF				
0132	6030000000-E SILT EXCAVATION	8,700.000	4.91000		42,717.00	
		CY				
0133	6036000000-E MATTING FOR EROSION CONTROL	75,000.000	1.05000		78,750.00	
		SY				
0134	6037000000-E COIR FIBER MAT	400.000	4.95000		1,980.00	
		SY				
0135	6042000000-E 1/4" HARDWARE CLOTH	1,070.000	3.20000		3,424.00	
		LF				
0136	6070000000-N SPECIAL STILLING BASINS	5.000	505.05000		2,525.25	
		EA				
0137	6071012000-E COIR FIBER WATTLE	400.000	8.00000		3,200.00	
		LF				
0138	6071020000-E POLYACRYLAMIDE (PAM)	325.000	7.00000		2,275.00	
		LB				

Contract ID: C203129 Project(s): FRA-FR-0006-10-01-00  
 Letting Date: 08-20-13 Call Order: 005  
 Bidder: 3752 - Triangle Grading and Paving, Inc

Line No.	Item Description	Approx. Quantity and Units	Unit Price		Bid Amount	
			Dollars	Cts	Dollars	Ct
0139	6071030000-E COIR FIBER BAFFLE	1,700.000 LF	4.47000		7,599.00	
0140	6071050000-E *** SKIMMER (1-1/2")	13.000 EA	788.13000		10,245.69	
0141	6071050000-E *** SKIMMER (2-1/2")	1.000 EA	1,100.43000		1,100.43	
0142	6084000000-E SEEDING & MULCHING	75.000 ACR	1,460.00000		109,500.00	
0143	6087000000-E MOWING	69.000 ACR	75.00000		5,175.00	
0144	6090000000-E SEED FOR REPAIR SEEDING	1,150.000 LB	3.00000		3,450.00	
0145	6093000000-E FERTILIZER FOR REPAIR SEEDING	3.000 TON	900.00000		2,700.00	
0146	6096000000-E SEED FOR SUPPLEMENTAL SEEDING	1,775.000 LB	5.00000		8,875.00	
0147	6108000000-E FERTILIZER TOPDRESSING	53.000 TON	750.00000		39,750.00	
0148	6111000000-E IMPERVIOUS DIKE	110.000 LF	50.77000		5,584.70	
0149	6114500000-N SPECIALIZED HAND MOWING	10.000 MHR	65.00000		650.00	
0150	6117000000-N RESPONSE FOR EROSION CONTROL	100.000 EA	100.00000		10,000.00	



Contract ID: C203129 Project(s): FRA-FR-0006-10-01-00  
 Letting Date: 08-20-13 Call Order: 005  
 Bidder: 3752 - Triangle Grading and Paving, Inc

Line No.	Item Description	Approx. Quantity and Units	Unit Price		Bid Amount	
			Dollars	Cts	Dollars	Ct
0151	6123000000-E REFORESTATION	9.000	900.00000		8,100.00	
	ACR					
0152	6132000000-N GENERIC EROSION CONTROL ITEM	10.000	998.00000		9,980.00	
	SUPPLEMENTAL RESPONSE FOR EROSION CONTROL	EA				
0153	0000400000-N CONSTRUCTION SURVEYING	LUMP	LUMP		53,350.00	
0154	1044000000-E LIME TREATED SOIL (SLURRY METHOD)	1,000.000	9.50000		9,500.00	
	SY					
	Section 0001 Total				5,490,366.39	
	Bid Total				5,490,366.39	

NON-COLLUSION AND DEBARMENT CERTIFICATION

The bidder certifies that neither he, nor any official, agent or employee of the bidder has entered into any agreement, participated in any collusion, or otherwise taken any action which is in restraint of free competitive bidding in connection with this bid, and that the bidder intends to do the work with its own bonafide employees or subcontractors and is not bidding for the benefit of another contractor. In addition, submitting this electronic bid constitutes the bidder's certification of Status under penalty of perjury under the laws of the United States and in accordance with the Debarment Certification on file with the Department.

By submitting this bid, the bidder certifies to the best of his knowledge and belief that he and his principals:

- a. Are not presently debarred, suspended, proposed for debarment, declared ineligible, or voluntarily excluded from covered transactions by any Federal department or agency;
- b. Have not within a three-year period preceding this proposal been convicted of or had a civil judgment rendered against them for commission of fraud or a criminal offense in connection with obtaining, attempting to obtain, or performing a public (Federal, State or local) transaction or contract under a public transaction; violation of Federal or State antitrust statutes or commission of embezzlement, theft, forgery, bribery, falsification or destruction of records; making false statements; or receiving stolen property;
- c. Are not presently indicted for or otherwise criminally or civilly charged by a governmental entity (Federal, State or local) with commission of any of the offenses enumerated in paragraph b. of this certification; and
- d. Have not within a three-year period preceding this proposal had one or more public transactions (Federal, State or local) terminated for cause or default.

Where the prospective bidder is unable to certify to any of the statements in this certification, the bidder shall submit an explanation in the blanks provided herein. The explanation will not necessarily result in denial of participation in a contract.

Explanation:  
NOT ANSWERED  
NOT ANSWERED  
NOT ANSWERED  
NOT ANSWERED

If the prequalified bidder's status changes, he shall immediately submit a new fully executed non-collusion affidavit and debarment certification with an explanation of the change to the Contract Office prior to submitting the bid.

Failure to furnish a certification or an explanation will be grounds for rejection of a bid

AWARD LIMITS ON MULTIPLE PROJECTS

By answering YES to this statement, the bidder acknowledges that they are using the award limits on multiple projects. No

A bidder who desires to bid on more than one project on which bids are to be opened on the same date, and who also desires to avoid receiving an award of more projects than he is equipped to handle, may bid on any number of projects but may limit the total amount of work awarded to him on selected projects by completing the AWARD LIMITS ON MULTIPLE PROJECTS.

The Award Limits on Multiple Projects must be filled in on each project bid for which the Bidder desires protection.

It is the desire of the Bidder to be awarded contracts, the value of which will not exceed a total of NOT ANSWERED for those

projects indicated herein, for which bids will be opened on (MM/DD/YY)

The Award Limits shall apply to the following projects:

Contract Number	County
NOT ANSWERED	
NOT ANSWERED	
NOT ANSWERED	
NOT ANSWERED	
NOT ANSWERED	
NOT ANSWERED	

It is agreed that if I am (we are) the low Bidder(s) on indicated projects, the total value of which is more than the above stipulated award limits, the Board of Transportation will award me (us) projects from among those indicated that have a total value not to exceed the award limit and will result in the lowest total bids to the Department of Transportation.

PROPOSAL: C203129  
 LETTING: L130820 CALL: 005  
 VENDOR: 3752 Triangle Grading and Paving, Inc

LINE NO.	ITEM NO.	ITEM DESC.	UNIT TYPE	SUBCONTRACTOR QUANTITY	SUBCONTRACTOR UNIT PRICE	EXTENDED AMOUNT
DBE SUBCONTRACTOR: 7072 BOONE MASONRY, INC.						
Will Use Quote: Yes						
0056	2286000000-N	MASNRY DRAIN	EA	10.000	850.00000	8500.00
0057	2308000000-E	MASNRY DRAIN	LF	0.380	500.00000	190.00
0058	2364000000-N	FRAME W/2GRT	EA	2.000	485.00000	970.00
0059	2365000000-N	FRAME W/2GRT	EA	1.000	500.00000	500.00
0060	2366000000-N	FRAME W/2GRT	EA	1.000	500.00000	500.00
0061	2374000000-N	FRAME-GRT-HD	EA	2.000	525.00000	1050.00
0062	2374000000-N	FRAME-GRT-HD	EA	2.000	525.00000	1050.00
0063	2396000000-N	FRAME W/COVE	EA	2.000	250.00000	500.00
0053	2209000000-E	ENDWALLS	CY	67.900	700.00000	47530.00
0054	2220000000-E	REINFORCED E	CY	28.000	1000.00000	28000.00
DBE COMMITMENT TOTAL FOR SUBCONTRACTOR:						88,790.00
DBE COMMITMENT TOTAL FOR VENDOR (SubContractor )						88,790.00

**Committed**  
 88,790.

DBE SUBCONTRACTOR: 11151 BRIGHTSTAR LANDSCAPING LLC  
 Will Use Quote: Yes

0127	6015000000-E	TEMPORARY MU	ACR	100.000	575.00000	57500.00
0128	6018000000-E	SEED FOR TEM	LB	2800.000	3.50000	9800.00
0129	6021000000-E	FERT FOR TEM	TON	12.000	800.00000	9600.00
0133	6036000000-E	MATTING FOR	SY	75000.000	1.05000	78750.00
0134	6037000000-E	COIR FIBER M	SY	400.000	4.95000	1980.00
0137	6071012000-E	COIR FIBER W	LF	400.000	8.00000	3200.00
0138	6071020000-E	POLYACRYLAMI	LB	325.000	7.00000	2275.00
0142	6084000000-E	SEEDING AND	ACR	75.000	1460.00000	109500.00
0143	6087000000-E	MOWING	ACR	69.000	75.00000	5175.00
0144	6090000000-E	SEED FOR REP	LB	1150.000	3.00000	3450.00
0145	6093000000-E	FERT FOR REP	TON	3.000	900.00000	2700.00
0146	6096000000-E	SEED FOR SUP	LB	1775.000	5.00000	8875.00
0147	6108000000-E	FERTILIZER T	TON	53.000	750.00000	39750.00
0149	6114500000-N	SPECIALIZED	MHR	10.000	65.00000	650.00
0150	6117000000-N	RESPONSE FOR	EA	100.000	100.00000	10000.00
0151	6123000000-E	REFORESTATIO	ACR	9.000	900.00000	8100.00
0152	6132000000-N	GENERIC EROS	EA	10.000	998.00000	9980.00

DBE COMMITMENT TOTAL FOR SUBCONTRACTOR:  
 DBE COMMITMENT TOTAL FOR VENDOR (SubContractor )

**Committed**  
 361,285.00  
 361,285

DBE SUBCONTRACTOR: 2976 CAROLINA ENVIRONMENTAL CONTRACTING, INC. PO BOX 19  
 Will Use Quote: Yes

0123	6000000000-E	TEMPORARY SI	LF	12500.000	1.64000	20500.00
0131	6029000000-E	SAFETY FENCE	LF	100.000	1.64000	164.00
0135	6042000000-E	1/4" HARDWAR	LF	1070.000	3.20000	3424.00

NORTH CAROLINA STATE DEPARTMENT OF TRANSPORTATION  
DBE COMMITMENT ITEMS

DATE: 07-22-13  
PAGE: 18

LINE NO.	ITEM NO.	ITEM DESC.	UNIT TYPE	SUBCONTRACTOR QUANTITY	SUBCONTRACTOR UNIT PRICE	EXTENDED AMOUNT	
0139	6071030000-E	COIR FIBER B	LF	1700.000	4.47000	7599.00	
DBE COMMITMENT TOTAL FOR SUBCONTRACTOR:						31,687.00	Committed
DBE COMMITMENT TOTAL FOR VENDOR (SubContractor )						31,687.	
DBE SUBCONTRACTOR: 11572 CRUZ BROTHERS CONCRETE, INC. Will Use Quote: Yes							
0065	2549000000-E	2'-6" CONC C	LF	300.000	15.50000	4650.00	
0066	2612000000-E	6" CONCRETE	SY	60.000	41.00000	2460.00	
0067	2655000000-E	5" MONO CONC	SY	130.000	43.00000	5590.00	
DBE COMMITMENT TOTAL FOR SUBCONTRACTOR:						12,700.00	Committed
DBE COMMITMENT TOTAL FOR VENDOR (SubContractor )						12,700.	
DBE SUBCONTRACTOR: 12418 LEVEL CROSS SURVEYING PLLC Will Use Quote: Yes							
0153	0000400000-N	CONSTRUCTION	LS	1.000	43600.00000	43600.00	
DBE COMMITMENT TOTAL FOR SUBCONTRACTOR:						43,600.00	Committed
DBE COMMITMENT TOTAL FOR VENDOR (SubContractor )						43,600.	
DBE SUBCONTRACTOR: 4247 SEAL BROTHERS CONTRACTING LLC Will Use Quote: Yes							
0052	2000000000-N	RIGHT OF WAY	EA	42.000	135.00000	5670.00	
0070	3503000000-E	WOVEN WIRE F	LF	4830.000	2.00000	9660.00	
0071	3506000000-E	4" TIMBER PO	EA	300.000	14.00000	4200.00	
0073	3574000000-E	GENERIC FENC	LF	120.000	10.00000	1200.00	
0072	3512000000-E	5" TIMBER PO	EA	100.000	20.00000	2000.00	
0074	3578000000-N	GENERIC FENC	EA	2.000	2500.00000	5000.00	
DBE COMMITMENT TOTAL FOR SUBCONTRACTOR:						27,730.00	Committed
DBE COMMITMENT TOTAL FOR VENDOR (SubContractor )						27,730.	
TOTAL DBE COMMITMENT FOR VENDOR:							
				Entered:	10.31% or	565792.00	
				Required:	10.00% or	549036.64	
						<GOAL MET>	

Line #	ItemNumber	Sec #	Description	Quantity Unit	Unit Bid Price	Amount Bid
<b>ROADWAY ITEMS</b>						
0001	0000100000-N	800	MOBILIZATION	Lump Sum LS	260,000.00	260,000.00
0002	0001000000-E	200	CLEARING & GRUBBING .. ACRE(S)	Lump Sum LS	678,100.00	678,100.00
0003	0008000000-E	200	SUPPLEMENTARY CLEARING & GRUB- BING	3 ACR	3,000.00	9,000.00
0004	0022000000-E	225	UNCLASSIFIED EXCAVATION	203,340 CY	7.15	1,453,881.00
0005	0036000000-E	225	UNDERCUT EXCAVATION	200 CY	28.00	5,600.00
0006	0134000000-E	240	DRAINAGE DITCH EXCAVATION	290 CY	14.00	4,060.00
0007	0141000000-E	240	BERM DITCH CONSTRUCTION	340 LF	4.80	1,632.00
0008	0156000000-E	250	REMOVAL OF EXISTING ASPHALT PAVEMENT	3,140 SY	3.90	12,246.00
0009	0192000000-N	260	PROOF ROLLING	10 HR	200.00	2,000.00
0010	0195000000-E	265	SELECT GRANULAR MATERIAL	200 CY	40.00	8,000.00
0011	0196000000-E	270	GEOTEXTILE FOR SOIL STABILIZA- TION	500 SY	2.67	1,335.00
0012	0223000000-E	275	ROCK PLATING	330 SY	52.75	17,407.50
0013	0255000000-E	SP	GENERIC GRADING ITEM HAULING & DISPOSAL OF PETROLE- UM CONTAMINATED SOIL	200 TON	93.00	18,600.00
0014	0318000000-E	300	FOUNDATION CONDITIONING MATE- RIAL, MINOR STRUCTURES	150 TON	31.00	4,650.00
0015	0320000000-E	300	FOUNDATION CONDITIONING GEO- TEXTILE	450 SY	2.35	1,057.50
0016	0335200000-E	305	15" DRAINAGE PIPE	176 LF	33.00	5,808.00
0017	0335300000-E	305	18" DRAINAGE PIPE	680 LF	34.00	23,120.00
0018	0335400000-E	305	24" DRAINAGE PIPE	72 LF	49.00	3,528.00
0019	0335800000-E	305	48" DRAINAGE PIPE	16 LF	160.00	2,560.00

Contract Item Sheets For C203129

Line #	ItemNumber	Sec #	Description	Quantity Unit	Unit Bid Price	Amount Bid
0020	0448200000-E	310	15" RC PIPE CULVERTS, CLASS IV	32 LF	41.00	1,312.00
0021	0448300000-E	310	18" RC PIPE CULVERTS, CLASS IV	72 LF	42.00	3,024.00
0022	0448400000-E	310	24" RC PIPE CULVERTS, CLASS IV	204 LF	50.00	10,200.00
0023	0986000000-E	SP	GENERIC PIPE ITEM 36" BCCM PIPE CULVERTS, 0.079" THICK	387 LF	97.00	37,539.00
0024	0986000000-E	SP	GENERIC PIPE ITEM 36" WELDED STEEL PIPE, 0.532" THICK, GRADE B (OPEN CUT)	30 LF	170.00	5,100.00
0025	0986000000-E	SP	GENERIC PIPE ITEM 36" WELDED STEEL PIPE, 0.532" THICK, GRADE B IN SOIL	46 LF	300.00	13,800.00
0026	0986000000-E	SP	GENERIC PIPE ITEM 36" WELDED STEEL PIPE, 0.532" THICK, GRADE B NOT IN SOIL	46 LF	560.00	25,760.00
0027	0986000000-E	SP	GENERIC PIPE ITEM 48" WELDED STEEL PIPE, 0.688" THICK, GRADE B (OPEN CUT)	14 LF	425.00	5,950.00
0028	0986000000-E	SP	GENERIC PIPE ITEM 48" WELDED STEEL PIPE, 0.688" THICK, GRADE B IN SOIL	23 LF	570.00	13,110.00
0029	0986000000-E	SP	GENERIC PIPE ITEM 48" WELDED STEEL PIPE, 0.688" THICK, GRADE B NOT IN SOIL	23 LF	900.00	20,700.00
0030	0986000000-E	SP	GENERIC PIPE ITEM 54" WELDED STEEL PIPE, 0.781" THICK, GRADE B (OPEN CUT)	80 LF	450.00	36,000.00
0031	0986000000-E	SP	GENERIC PIPE ITEM 54" WELDED STEEL PIPE, 0.781" THICK, GRADE B IN SOIL	23 LF	710.00	16,330.00
0032	0986000000-E	SP	GENERIC PIPE ITEM 54" WELDED STEEL PIPE, 0.781" THICK, GRADE B NOT IN SOIL	23 LF	975.00	22,425.00
0033	0986000000-E	SP	GENERIC PIPE ITEM 60" WELDED STEEL PIPE, 0.844" THICK, GRADE B (OPEN CUT)	160 LF	540.00	86,400.00

Line #	ItemNumber	Sec #	Description	Quantity Unit	Unit Bid Price	Amount Bid
0034	0986000000-E	SP	GENERIC PIPE ITEM 60" WELDED STEEL PIPE, 0.844" THICK, GRADE B IN SOIL	52 LF	780.00	40,560.00
0035	0986000000-E	SP	GENERIC PIPE ITEM 60" WELDED STEEL PIPE, 0.844" THICK, GRADE B NOT IN SOIL	52 LF	1,100.00	57,200.00
0036	0995000000-E	340	PIPE REMOVAL	520 LF	11.00	5,720.00
0037	1011000000-N	500	FINE GRADING	Lump Sum LS	75,000.00	75,000.00
0038	1066000000-E	501	LIME FOR LIME TREATED SOIL	100 TON	250.00	25,000.00
0039	1110000000-E	510	STABILIZER AGGREGATE	100 TON	22.00	2,200.00
0040	1121000000-E	520	AGGREGATE BASE COURSE	287 TON	29.00	8,323.00
0041	1176000000-E	542	SOIL CEMENT BASE	1,000 SY	8.50	8,500.00
0042	1187000000-E	542	PORTLAND CEMENT FOR SOIL CE- MENT BASE	100 TON	175.00	17,500.00
0043	1198000000-E	542	AGGREGATE FOR SOIL CEMENT BASE	100 TON	40.00	4,000.00
0044	1220000000-E	545	INCIDENTAL STONE BASE	600 TON	27.75	16,650.00
0045	1231000000-E	560	SHOULDER BORROW	110 CY	40.00	4,400.00
0046	1275000000-E	600	PRIME COAT	100.45 GAL	8.00	803.60
0047	1330000000-E	607	INCIDENTAL MILLING	650 SY	8.00	5,200.00
0048	1489000000-E	610	ASPHALT CONC BASE COURSE, TYPE B25.0B	1,040 TON	49.00	50,960.00
0049	1498000000-E	610	ASPHALT CONC INTERMEDIATE COURSE, TYPE I19.0B	990 TON	49.60	49,104.00
0050	1519000000-E	610	ASPHALT CONC SURFACE COURSE, TYPE S9.5B	900 TON	54.00	48,600.00
0051	1575000000-E	620	ASPHALT BINDER FOR PLANT MIX	150 TON	650.00	97,500.00
0052	2000000000-N	806	RIGHT OF WAY MARKERS	42 EA	135.00	5,670.00



Line #	ItemNumber	Sec #	Description	Quantity Unit	Unit Bid Price	Amount Bid
0053	2209000000-E	838	ENDWALLS	67.9 CY	700.00	47,530.00
0054	2220000000-E	838	REINFORCED ENDWALLS	28 CY	1,000.00	28,000.00
0055	2275000000-E	SP	FLOWABLE FILL	190 CY	154.00	29,260.00
0056	2286000000-N	840	MASONRY DRAINAGE STRUCTURES	10 EA	1,100.00	11,000.00
0057	2308000000-E	840	MASONRY DRAINAGE STRUCTURES	0.38 LF	500.00	190.00
0058	2364000000-N	840	FRAME WITH TWO GRATES, STD 840.16	2 EA	485.00	970.00
0059	2365000000-N	840	FRAME WITH TWO GRATES, STD 840.22	1 EA	500.00	500.00
0060	2366000000-N	840	FRAME WITH TWO GRATES, STD 840.24	1 EA	500.00	500.00
0061	2374000000-N	840	FRAME WITH GRATE & HOOD, STD 840.03, TYPE ** (E)	2 EA	525.00	1,050.00
0062	2374000000-N	840	FRAME WITH GRATE & HOOD, STD 840.03, TYPE ** (G)	2 EA	525.00	1,050.00
0063	2396000000-N	840	FRAME WITH COVER, STD 840.54	2 EA	250.00	500.00
0064	2473000000-N	SP	GENERIC DRAINAGE ITEM PIPE COLLARS UNDER RAILROAD	2 EA	635.00	1,270.00
0065	2549000000-E	846	2'-6" CONCRETE CURB & GUTTER	300 LF	15.50	4,650.00
0066	2612000000-E	848	6" CONCRETE DRIVEWAY	60 SY	41.00	2,460.00
0067	2655000000-E	852	5" MONOLITHIC CONCRETE ISLANDS (KEYED IN)	130 SY	43.00	5,590.00
0068	3030000000-E	862	STEEL BM GUARDRAIL	25 LF	22.00	550.00
0069	3105000000-N	862	STEEL BM GUARDRAIL TERMINAL SECTIONS	2 EA	500.00	1,000.00
0070	3503000000-E	866	WOVEN WIRE FENCE, 47" FABRIC	4,830 LF	2.00	9,660.00

Line #	ItemNumber	Sec #	Description	Quantity Unit	Unit Bid Price	Amount Bid
0071	3506000000-E	866	4" TIMBER FENCE POSTS, ***** LONG (8')	300 EA	14.00	4,200.00
0072	3512000000-E	866	5" TIMBER FENCE POSTS, ***** LONG (8')	100 EA	20.00	2,000.00
0073	3574000000-E	867	GENERIC FENCING ITEM RESET SPLIT RAIL FENCE	120 LF	10.00	1,200.00
0074	3578000000-N	SP	GENERIC FENCING ITEM RIGHT OF WAY GATE	2 EA	2,500.00	5,000.00
0075	3628000000-E	876	RIP RAP, CLASS I	540 TON	45.00	24,300.00
0076	3649000000-E	876	RIP RAP, CLASS B	166 TON	48.00	7,968.00
0077	3656000000-E	876	GEOTEXTILE FOR DRAINAGE	1,340 SY	2.50	3,350.00
0078	3885000000-E	SP	GENERIC TRACKWORK ITEM SUB-BALLAST	29,200 TON	21.50	627,800.00
0079	4025000000-E	901	CONTRACTOR FURNISHED, TYPE *** SIGN (E)	131.25 SF	13.25	1,739.06
0080	4072000000-E	903	SUPPORTS, 3-LB STEEL U-CHANNEL	252 LF	4.77	1,202.04
0081	4102000000-N	904	SIGN ERECTION, TYPE E	18 EA	49.50	891.00
0082	4192000000-N	907	DISPOSAL OF SUPPORT, U-CHANNEL	7 EA	1.00	7.00
0083	4360000000-N	SP	GENERIC SIGNING ITEM REMOVE & RESET WOOD SIGN POST	1 EA	200.00	200.00
0084	4400000000-E	1110	WORK ZONE SIGNS (STATIONARY)	654 SF	4.25	2,779.50
0085	4405000000-E	1110	WORK ZONE SIGNS (PORTABLE)	96 SF	18.00	1,728.00
0086	4410000000-E	1110	WORK ZONE SIGNS (BARRICADE MOUNTED)	188 SF	5.50	1,034.00
0087	4435000000-N	1135	CONES	50 EA	15.00	750.00
0088	4445000000-E	1145	BARRICADES (TYPE III)	112 LF	15.00	1,680.00

Line #	ItemNumber	Sec #	Description	Quantity Unit	Unit Bid Price	Amount Bid
0089	4450000000-N	1150	FLAGGER	20 HR	21.00	420.00
0090	4520000000-N	1266	TUBULAR MARKERS (FIXED)	48 EA	55.00	2,640.00
0091	4810000000-E	1205	PAINT PAVEMENT MARKING LINES (4")	9,205 LF	0.40	3,682.00
0092	4830000000-E	1205	PAINT PAVEMENT MARKING LINES (16")	172 LF	0.86	147.92
0093	4835000000-E	1205	PAINT PAVEMENT MARKING LINES (24")	336 LF	1.10	369.60
0094	4840000000-N	1205	PAINT PAVEMENT MARKING CHARAC- TER	8 EA	35.00	280.00
0095	4900000000-N	1251	PERMANENT RAISED PAVEMENT MARKERS	14 EA	7.00	98.00
0096	5325600000-E	1510	6" WATER LINE	10 LF	100.00	1,000.00
0097	5325800000-E	1510	8" WATER LINE	1,516 LF	52.00	78,832.00
0098	5326200000-E	1510	12" WATER LINE	530 LF	76.00	40,280.00
0099	5540000000-E	1515	6" VALVE	1 EA	1,387.00	1,387.00
0100	5546000000-E	1515	8" VALVE	4 EA	2,059.00	8,236.00
0101	5558000000-E	1515	12" VALVE	2 EA	3,093.00	6,186.00
0102	5643100000-E	1515	3/4" WATER METER	5 EA	1,095.00	5,475.00
0103	5666000000-E	1515	FIRE HYDRANT	1 EA	6,002.00	6,002.00
0104	5691300000-E	1520	8" SANITARY GRAVITY SEWER	2,237 LF	107.00	239,359.00
0105	5768000000-N	1520	SANITARY SEWER CLEAN-OUT	3 EA	2,065.00	6,195.00
0106	5775000000-E	1525	4' DIA UTILITY MANHOLE	14 EA	2,200.00	30,800.00
0107	5777000000-E	1525	6' DIA UTILITY MANHOLE	3 EA	3,592.00	10,776.00
0108	5781000000-E	1525	UTILITY MANHOLE WALL, 4' DIA	38.3 LF	274.00	10,494.20

Line #	ItemNumber	Sec #	Description	Quantity Unit	Unit Bid Price	Amount Bid
0109	5783000000-E	1525	UTILITY MANHOLE WALL, 6' DIA	31.4 LF	358.00	11,241.20
0110	5800000000-E	1530	ABANDON 6" UTILITY PIPE	225 LF	6.90	1,552.50
0111	5801000000-E	1530	ABANDON 8" UTILITY PIPE	2,122 LF	5.35	11,352.70
0112	5804000000-E	1530	ABANDON 12" UTILITY PIPE	480 LF	8.00	3,840.00
0113	5815000000-N	1530	REMOVE WATER METER	5 EA	263.00	1,315.00
0114	5815500000-N	1530	REMOVE FIRE HYDRANT	2 EA	600.00	1,200.00
0115	5816000000-N	1530	ABANDON UTILITY MANHOLE	8 EA	532.00	4,256.00
0116	5835900000-E	1540	20" ENCASEMENT PIPE	660 LF	41.00	27,060.00
0117	5836000000-E	1540	24" ENCASEMENT PIPE	140 LF	49.00	6,860.00
0118	5872100000-E	1550	TRENCHLESS INSTALLATION OF 20" IN SOIL	130 LF	130.00	16,900.00
0119	5872110000-E	1550	TRENCHLESS INSTALLATION OF 20" NOT IN SOIL	130 LF	300.00	39,000.00
0120	5872200000-E	1550	TRENCHLESS INSTALLATION OF 24" IN SOIL	70 LF	135.00	9,450.00
0121	5872210000-E	1550	TRENCHLESS INSTALLATION OF 24" NOT IN SOIL	70 LF	320.00	22,400.00
0122	5888000000-E	SP	GENERIC UTILITY ITEM 20" SPLIT ENCASEMENT	110 LF	180.00	19,800.00
0123	6000000000-E	1605	TEMPORARY SILT FENCE	12,500 LF	1.64	20,500.00
0124	6006000000-E	1610	STONE FOR EROSION CONTROL, CLASS A	320 TON	45.00	14,400.00
0125	6009000000-E	1610	STONE FOR EROSION CONTROL, CLASS B	2,400 TON	42.00	100,800.00
0126	6012000000-E	1610	SEDIMENT CONTROL STONE	1,000 TON	28.00	28,000.00
0127	6015000000-E	1615	TEMPORARY MULCHING	100 ACR	575.00	57,500.00

Line #	ItemNumber	Sec #	Description	Quantity Unit	Unit Bid Price	Amount Bid
0128	6018000000-E	1620	SEED FOR TEMPORARY SEEDING	2,800 LB	3.50	9,800.00
0129	6021000000-E	1620	FERTILIZER FOR TEMPORARY SEEDING	12 TON	800.00	9,600.00
0130	6024000000-E	1622	TEMPORARY SLOPE DRAINS	2,800 LF	12.00	33,600.00
0131	6029000000-E	SP	SAFETY FENCE	100 LF	1.64	164.00
0132	6030000000-E	1630	SILT EXCAVATION	8,700 CY	4.91	42,717.00
0133	6036000000-E	1631	MATTING FOR EROSION CONTROL	75,000 SY	1.05	78,750.00
0134	6037000000-E	SP	COIR FIBER MAT	400 SY	4.95	1,980.00
0135	6042000000-E	1632	1/4" HARDWARE CLOTH	1,070 LF	3.20	3,424.00
0136	6070000000-N	1639	SPECIAL STILLING BASINS	5 EA	505.05	2,525.25
0137	6071012000-E	SP	COIR FIBER WATTLE	400 LF	8.00	3,200.00
0138	6071020000-E	SP	POLYACRYLAMIDE (PAM)	325 LB	7.00	2,275.00
0139	6071030000-E	1640	COIR FIBER BAFFLE	1,700 LF	4.47	7,599.00
0140	6071050000-E	SP	*** SKIMMER (1-1/2")	13 EA	788.13	10,245.69
0141	6071050000-E	SP	*** SKIMMER (2-1/2")	1 EA	1,100.43	1,100.43
0142	6084000000-E	1660	SEEDING & MULCHING	75 ACR	1,460.00	109,500.00
0143	6087000000-E	1660	MOWING	69 ACR	75.00	5,175.00
0144	6090000000-E	1661	SEED FOR REPAIR SEEDING	1,150 LB	3.00	3,450.00
0145	6093000000-E	1661	FERTILIZER FOR REPAIR SEEDING	3 TON	900.00	2,700.00
0146	6096000000-E	1662	SEED FOR SUPPLEMENTAL SEEDING	1,775 LB	5.00	8,875.00
0147	6108000000-E	1665	FERTILIZER TOPDRESSING	53 TON	750.00	39,750.00

Line #	ItemNumber	Sec #	Description	Quantity Unit	Unit Bid Price	Amount Bid
0148	6111000000-E	SP	IMPERVIOUS DIKE	110 LF	50.77	5,584.70
0149	6114500000-N	1667	SPECIALIZED HAND MOWING	10 MHR	65.00	650.00
0150	6117000000-N	SP	RESPONSE FOR EROSION CONTROL	100 EA	100.00	10,000.00
0151	6123000000-E	1670	REFORESTATION	9 ACR	900.00	8,100.00
0152	6132000000-N	SP	GENERIC EROSION CONTROL ITEM SUPPLEMENTAL RESPONSE FOR EROSION CONTROL	10 EA	998.00	9,980.00
0153	0000400000-N	801	CONSTRUCTION SURVEYING	Lump Sum LS	53,350.00	53,350.00
0154	1044000000-E	501	LIME TREATED SOIL (SLURRY METHOD)	1,000 SY	9.50	9,500.00

TOTAL AMOUNT OF BID FOR ENTIRE PROJECT

\$5,490,366.39



Contract No. C203129  
County Alamance

Rev. 5-19-11

**EXECUTION OF CONTRACT  
NON-COLLUSION AFFIDAVIT, DEBARMENT CERTIFICATION AND GIFT BAN CERTIFICATION**

**CORPORATION**

The Contractor being duly sworn, solemnly swears (or affirms) that neither he, nor any official, agent or employee has entered into any agreement, participated in any collusion, or otherwise taken any action which is in restraint of free competitive bidding in connection with this Contract, that the Contractor has not been convicted of violating *N.C.G.S. § 133-24* within the last three years, and that the Contractor intends to do the work with its own bonafide employees or subcontractors and did not bid for the benefit of another contractor.

By submitting this Execution of Contract, Non-Collusion Affidavit and Debarment Certification, the Contractor is certifying his status under penalty of perjury under the laws of the United States in accordance with the Debarment Certification attached, provided that the Debarment Certification also includes any required statements concerning exceptions that are applicable.

*N.C.G.S. § 133-32* and Executive Order 24 prohibit the offer to, or acceptance by, any State Employee of any gift from anyone with a contract with the State, or from any person seeking to do business with the State. By execution of any response in this procurement, you attest, for your entire organization and its employees or agents, that you are not aware that any such gift has been offered, accepted, or promised by any employees of your organization.

**SIGNATURE OF CONTRACTOR**

Triangle Grading and Paving, Inc.

Full name of Corporation

P.O. Drawer 2570, Burlington, NC 27216-2570

Address as Prequalified

Attest

*Jack Bailey*  
Secretary/Assistant Secretary  
Select appropriate title

By

*R.G. Kirkpatrick, Jr.*  
President/Vice President/Assistant Vice President  
Select appropriate title

Jack Bailey

Print or type Signer's name

R.G. Kirkpatrick, Jr.

Print or type Signer's name

**CORPORATE SEAL**

**AFFIDAVIT MUST BE NOTARIZED**

Subscribed and sworn to before me this the

9th day of September 2013.

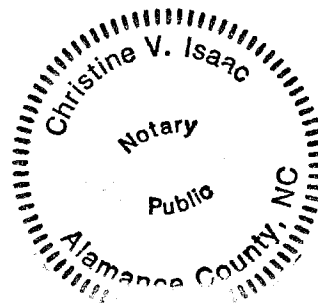
*Christine V. Isaac*  
Signature of Notary Public

**NOTARY SEAL**

of Alamance County

State of NC

My Commission Expires: 1/21/14



## DEBARMENT CERTIFICATION

### Conditions for certification:

1. The prequalified bidder shall provide immediate written notice to the Department if at any time the bidder learns that his certification was erroneous when he submitted his debarment certification or explanation filed with the Department, or has become erroneous because of changed circumstances.
2. The terms *covered transaction, debarred, suspended, ineligible, lower tier covered transaction, participant, person, primary covered transaction, principal, proposal, and voluntarily excluded*, as used in this provision, have the meanings set out in the Definitions and Coverage sections of the rules implementing Executive Order 12549. A copy of the Federal Rules requiring this certification and detailing the definitions and coverages may be obtained from the Contract Officer of the Department.
3. The prequalified bidder agrees by submitting this form, that he will not knowingly enter into any lower tier covered transaction with a person who is debarred, suspended, declared ineligible, or voluntarily excluded from participation in NCDOT contracts, unless authorized by the Department.
4. For Federal Aid projects, the prequalified bidder further agrees that by submitting this form he will include the Federal-Aid Provision titled *Required Contract Provisions Federal-Aid Construction Contract (Form FHWA PR 1273)* provided by the Department, without subsequent modification, in all lower tier covered transactions.
5. The prequalified bidder may rely upon a certification of a participant in a lower tier covered transaction that he is not debarred, suspended, ineligible, or voluntarily excluded from the covered transaction, unless he knows that the certification is erroneous. The bidder may decide the method and frequency by which he will determine the eligibility of his subcontractors.
6. Nothing contained in the foregoing shall be construed to require establishment of a system of records in order to render in good faith the certification required by this provision. The knowledge and information of a participant is not required to exceed that which is normally possessed by a prudent person in the ordinary course of business dealings.
7. Except as authorized in paragraph 6 herein, the Department may terminate any contract if the bidder knowingly enters into a lower tier covered transaction with a person who is suspended, debarred, ineligible, or voluntarily excluded from participation in this transaction, in addition to other remedies available by the Federal Government.



### DEBARMENT CERTIFICATION

The prequalified bidder certifies to the best of his knowledge and belief, that he and his principals:

- a. Are not presently debarred, suspended, proposed for debarment, declared ineligible, or voluntarily excluded from covered transactions by any Federal department or agency;
- b. Have not within a three-year period preceding this proposal been convicted of or had a civil judgment rendered against them for commission of fraud or a criminal offense in connection with obtaining, attempting to obtain, or performing a public (Federal, State or local) transaction or contract under a public transaction; violation of Federal or State antitrust statutes or commission of embezzlement, theft, forgery, bribery, falsification or destruction of records; making false statements; or receiving stolen property;
- c. Are not presently indicted for or otherwise criminally or civilly charged by a governmental entity (Federal, State or local) with commission of any of the offenses enumerated in paragraph b. of this certification; and
- d. Have not within a three-year period preceding this proposal had one or more public transactions (Federal, State or local) terminated for cause or default.
- e. Will submit a revised Debarment Certification immediately if his status changes and will show in his bid proposal an explanation for the change in status.

If the prequalified bidder cannot certify that he is not debarred, he shall provide an explanation with this submittal. An explanation will not necessarily result in denial of participation in a contract.

Failure to submit a non-collusion affidavit and debarment certification will result in the prequalified bidder's bid being considered non-responsive.

Check here if an explanation is attached to this certification.

1-17-12  
Z-140

**Contract No.**     C203129

**County (ies):**   Alamance

ACCEPTED BY THE  
DEPARTMENT OF TRANSPORTATION




\_\_\_\_\_  
Contract Officer

9/24/13

\_\_\_\_\_  
Date

Execution of Contract and Bonds  
Approved as to Form:



\_\_\_\_\_  
Attorney General

Contract No. C203129  
County Alamance

**CONTRACT PAYMENT BOND**

Date of Payment Bond Execution September 5, 2013  
Name of Principal Contractor Triangle Grading & Paving, Inc.  
Name of Surety: Liberty Mutual Insurance Company  
Name of Contracting Body: **North Carolina Department of Transportation**  
**Raleigh, North Carolina**  
Amount of Bond: (\$5,490,366.39 ) Five Million Four Hundred Ninety Thousand Three Hundred Sixty Six Dollars and 39/100  
Contract ID No.: C203129  
County Name: Alamance

KNOW ALL MEN BY THESE PRESENTS, That we, the PRINCIPAL CONTRACTOR (hereafter, PRINCIPAL) and SURETY above named, are held and firmly bound unto the above named Contracting Body, hereinafter called the Contracting Body, in the penal sum of the amount stated above for the payment of which sum well and truly to be made, we bind ourselves, our heirs, executors, administrators, and successors, jointly and severally, firmly by these presents.

THE CONDITION OF THIS OBLIGATION IS SUCH, that whereas the principal entered into a certain contract with the Contracting Body, numbered as shown above and hereto attached:

NOW THEREFORE, if the principal shall promptly make payment to all persons supplying labor and material in the prosecution of the work provided for in said contract, and any and all duly authorized modifications of said contract that may hereafter be made, notice of which modifications to the surety being hereby waived, then this obligation to be void; otherwise to remain in full force and virtue.

IN WITNESS WHEREOF, the above-bound parties have executed this instrument under their several seals on the date indicated above, the name and corporate seal of each corporate party being hereto affixed and these presents duly signed by its undersigned representative, pursuant to authority of its governing body.



Contract No. C203129  
County Alamance

Rev 5-17-11


**CONTRACT PAYMENT BOND**

**CORPORATION**

SIGNATURE OF CONTRACTOR (Principal)


Triangle Grading & Paving, Inc.  
Full name of Corporation

PO Drawer 2570, Burlington, NC 27216-2570  
Address as prequalified

By   
Signature of ~~President, Vice President, Assistant Vice President~~  
Select appropriate title

R. G. Kirkpatrick, Jr.  
Print or type Signer's name

*Affix Corporate Seal*

Attest   
Signature of ~~Secretary, Assistant Secretary~~  
Select appropriate title

Jack Bailey  
Print or type Signer's name

Contract No. C203129  
 County Alamance

### CONTRACT PERFORMANCE BOND

Date of Performance Bond Execution: September 5, 2013

Name of Principal Contractor: Triangle Grading & Paving, Inc.

Name of Surety: Liberty Mutual Insurance Company

Name of Contracting Body: **North Carolina Department of Transportation**  
**Raleigh, North Carolina**

Amount of Bond: (\$5,490,366.39) Five Million Four Hundred Ninety Thousand Three Hundred Sixty Six Dollars and 39/100

Contract ID No.: C203129

County Name: Alamance

KNOW ALL MEN BY THESE PRESENTS, That we, the PRINCIPAL CONTRACTOR (hereafter, PRINCIPAL) and SURETY above named, are held and firmly bound unto the above named Contracting Body, hereinafter called the Contracting Body, in the penal sum of the amount stated above for the payment of which sum well and truly to be made, we bind ourselves, our heirs, executors, administrators, and successors, jointly and severally, firmly by these presents.

THE CONDITION OF THIS OBLIGATION IS SUCH, that whereas the principal entered into a certain contract with the Contracting Body, numbered as shown above and hereto attached:

NOW THEREFORE, if the principal shall well and truly perform and fulfill all the undertakings, covenants, terms, conditions, and agreements of said contract during the original term of said contract and any extensions thereof that may be granted by the Contracting Body, with or without notice to the Surety, and during the life of any guaranty required under the contract, and shall also well and truly perform and fulfill all the undertakings, covenants, terms, conditions, and agreements of any and all duly authorized modifications of said contract that may hereafter be made, notice of which modifications to the surety being hereby waived, then this obligation to be void; otherwise to remain in full force and virtue.

IN WITNESS WHEREOF, the above-bound parties have executed this instrument under their several seals on the date indicated above, the name and corporate seal of each corporate party being hereto affixed and these presents duly signed by its undersigned representative, pursuant to authority of its governing body.



Contract No. C203129  
County Alamance

Rev 5-17-11


**CONTRACT PERFORMANCE BOND**

**CORPORATION**

SIGNATURE OF CONTRACTOR (Principal)


Triangle Grading & Paving, Inc.  
Full name of Corporation

PO Drawer 2570, Burlington, NC 27216-2570  
Address as prequalified

By   
Signature of ~~President~~, Vice President, ~~Assistant Vice President~~  
Select appropriate title

R. G. Kirkpatrick, Jr.  
Print or type Signer's name

*Affix Corporate Seal*

Attest   
Signature of Secretary, Assistant Secretary  
Select appropriate title

Jack Bailey  
Print or type Signer's name



This Power of Attorney limits the acts of those named herein, and they have no authority to bind the Company except in the manner and to the extent herein stated. Not valid for mortgage, note, loan, letter of credit, bank deposit, currency rate, interest rate or residual value guarantees. To confirm the validity of this Power of Attorney call 610-832-8240 between 9:00 am and 4:30 pm EST on any business day.

American Fire and Casualty Company  
The Ohio Casualty Insurance Company

Liberty Mutual Insurance Company  
West American Insurance Company

### POWER OF ATTORNEY

KNOWN ALL PERSONS BY THESE PRESENTS: That American Fire & Casualty Company and The Ohio Casualty Insurance Company are corporations duly organized under the laws of the State of New Hampshire, that Liberty Mutual Insurance Company is a corporation duly organized under the laws of the State of Massachusetts, and West American Insurance Company is a corporation duly organized under the laws of the State of Indiana (herein collectively called the "Companies"), pursuant to and by authority herein set forth, does hereby name, constitute and appoint, Ramona Fewell of the city of Charlotte, state of NC its true and lawful attorney-in-fact, with full power and authority hereby conferred to sign, execute and acknowledge the following surety bond:

Principal Name: Triangle Grading & Paving, Inc.

Obligee Name: NCDOT

Surety Bond Number: 018031694

Bond Amount: See Bond Form

IN WITNESS WHEREOF, this Power of Attorney has been subscribed by an authorized officer or official of the Companies and the corporate seals of the Companies have been affixed thereto this 1st day of December, 2012.



American Fire and Casualty Company  
The Ohio Casualty Insurance Company  
Liberty Mutual Insurance Company  
West American Insurance Company

By: Gregory W. Davenport  
Gregory W. Davenport, Assistant Secretary

STATE OF WASHINGTON ss  
COUNTY OF KING

On this 1st day of December, 2012, before me personally appeared Gregory W. Davenport, who acknowledged himself to be the Assistant Secretary of American Fire and Casualty Company, Liberty Mutual Insurance Company, The Ohio Casualty Insurance Company, and West American Insurance Company, and that he, as such, being authorized so to do, execute the foregoing instrument for the purposes therein contained by signing on behalf of the corporations by himself as a duly authorized officer.

IN WITNESS WHEREOF, I have hereunto subscribed my name and affixed my notarial seal at Seattle, Washington, on the day and year first above written.



By: KD Riley  
KD Riley, Notary Public, Notary Public

This Power of Attorney is made and executed pursuant to and by authority of the following By-laws and Authorizations of American Fire and Casualty Company, The Ohio Casualty Insurance Company, Liberty Mutual Insurance Company, and West American Insurance Company which resolutions are now in full force and effect reading as follows:

ARTICLE IV – OFFICERS – Section 12. Power of Attorney. Any officer or other official of the Corporation authorized for that purpose in writing by the Chairman or the President, and subject to such limitation as the Chairman or the President may prescribe, shall appoint such attorneys-in-fact, as may be necessary to act in behalf of the Corporation to make, execute, seal, acknowledge and deliver as surety any and all undertakings, bonds, recognizances and other surety obligations. Such attorneys-in-fact, subject to the limitations set forth in their respective powers of attorney, shall have full power to bind the Corporation by their signature and execution of any such instruments and to attach thereto the seal of the Corporation. When so executed, such instruments shall be as binding as if signed by the President and attested to by the Secretary. Any power or authority granted to any representative or attorney-in-fact under the provisions of this article may be revoked at any time by the Board, the Chairman, the President or by the officer or officers granting such power or authority.

ARTICLE XIII – Execution of Contracts – SECTION 5. Surety Bonds and Undertakings. Any officer of the Company authorized for that purpose in writing by the chairman or the president, and subject to such limitations as the chairman or the president may prescribe, shall appoint such attorneys-in-fact, as may be necessary to act in behalf of the Company to make, execute, seal, acknowledge and deliver as surety any and all undertakings, bonds, recognizances and other surety obligations. Such attorneys-in-fact subject to the limitations set forth in their respective powers of attorney, shall have full power to bind the Company by their signature and execution of any such instruments and to attach thereto the seal of the Company. When so executed such instruments shall be as binding as if signed by the president and attested by the secretary.

Certificate of Designation – The President of the Company, acting pursuant to the Bylaws of the Company, authorizes Gregory W. Davenport, Assistant Secretary to appoint such attorneys-in-fact as may be necessary to act on behalf of the Company to make, execute, seal, acknowledge and deliver as surety any and all undertakings, bonds, recognizances and other surety obligations.

Authorization – By unanimous consent of the Company's Board of Directors, the Company consents that facsimile or mechanically reproduced signature of any assistant secretary of the Company, wherever appearing upon a certified copy of any power of attorney issued by the Company in connection with surety bonds, shall be valid and binding upon the Company with the same force and effect as though manually affixed.

I, David M. Carey, the undersigned, Assistant Secretary, of American Fire and Casualty Company, The Ohio Casualty Insurance Company, Liberty Mutual Insurance Company, and West American Insurance Company do hereby certify that the original power of attorney of which the foregoing is a full, true and correct copy of the Power of Attorney executed by said Companies, is in full force and effect and has not been revoked.

IN TESTIMONY WHEREOF, I have hereunto set my hand and affixed the seals of said Companies this 5th day of September, 2013.



By: David M. Carey