

05/08/99

CONTRACT NO. : DA00448 WBS ELEMENT : DF15416.2161010, ETC.

STATE	STATE PROJECT REFERENCE NO.	SHEET NO.	TOTAL SHEETS
N.C.	DF15416.2161010	1	
STATE PROJ. NO.	F.A. PROJ. NO.	DESCRIPTION	

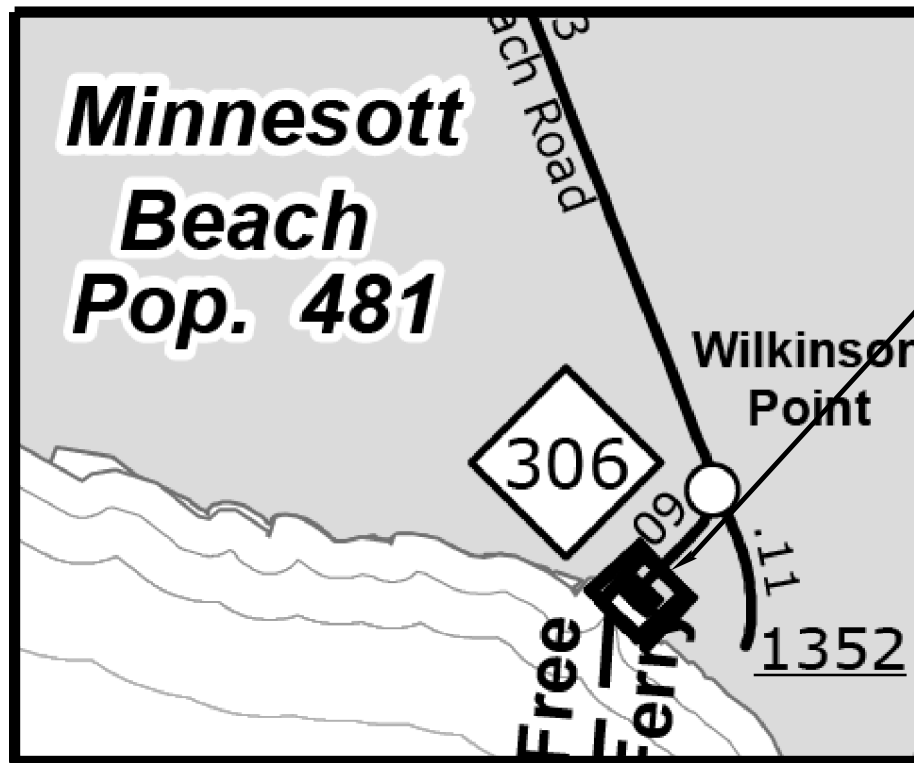


STATE OF NORTH CAROLINA
 DIVISION OF HIGHWAYS

PAMLICO COUNTY

LOCATION: LOCATION # 1 (NC 306) MINNESOTT BEACH FERRY TERMINAL

TYPE OF WORK: FERRY TERMINAL SITE WORK



LOCATION # 1 MINNESOTT BEACH FERRY TERMINAL

\$\$\$\$SYTIME\$\$\$\$
\$\$\$\$DGN\$\$\$\$
\$\$\$\$USERNAME\$\$\$\$

NOT TO SCALE

PROJECT LENGTH

N / A

Prepared in the Office of:
DIVISION OF HIGHWAYS

2018 STANDARD SPECIFICATIONS

LETTING DATE: _____

W.B. HOBBS, P.E.
 DIVISION PROJECT MANAGER

C.E. SLACHTA
 DIVISION PROPOSALS ENGINEER

DIVISION OF HIGHWAYS
 STATE OF NORTH CAROLINA

STATE	STATE PROJECT REFERENCE NO.	SHEET NO.	TOTAL SHEETS
N.C.	DF15416.2160010	2	
STATE PROJ. NO.	F.A. PROJ. NO.	DESCRIPTION	

STATE OF NORTH CAROLINA
 DIVISION OF HIGHWAYS

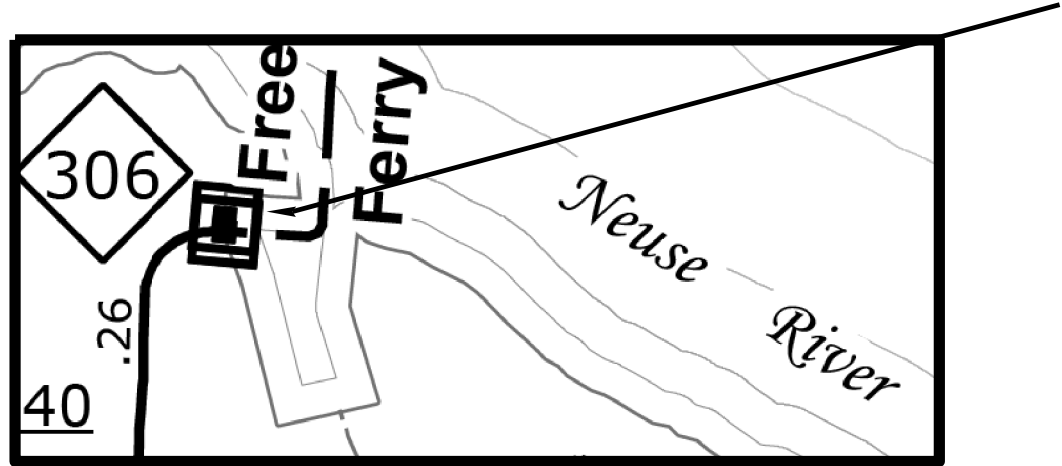
CRAVEN COUNTY



LOCATION: LOCATION # 2 (NC 306) CHERRY BRANCH FERRY TERMINAL

TYPE OF WORK: FERRY TERMINAL SITE WORK

LOCATION # 2 CHERRY BRANCH FERRY TERMINAL



CONTRACT NO. : DA00448 WBS ELEMENT : DF15416.2161010, ETC.

\$\$\$\$\$SYTIME\$\$\$\$\$
 \$\$\$DDON\$\$\$\$\$
 \$\$\$SERNAME\$\$\$\$\$

NOT TO SCALE

PROJECT LENGTH
 N / A

Prepared in the Office of:
DIVISION OF HIGHWAYS

2018 STANDARD SPECIFICATIONS

LETTING DATE: _____

W.B. HOBBS, P.E.
 DIVISION PROJECT MANAGER

C.E. SLACHTA
 DIVISION PROPOSALS ENGINEER

DIVISION OF HIGHWAYS
 STATE OF NORTH CAROLINA


PROJECT NO.	SHEET NO.
DF15416.2160010, ETC.	3

SUMMARY OF QUANTITIES

PROJECT NO	COUNTY	MAP NO	ROUTE	DESCRIPTION	TYP NO	LANES	LANE TYPE	FINAL SURFACE TESTING REQUIRED	WARM MIX ASPHALT REQUIRED	LENGTH	WIDTH	MOBILIZATION	GENERIC MISCELLANEOUS ITEM (CONCRETE BLOCKS)	GENERIC MISCELLANEOUS ITEM (FENCE REMOVAL & DISPOSAL)	CLEARING & GRUBBING	GRADING	BORROW	GENERIC MISCELLANEOUS ITEM (4" CONCRETE UTILITY PAD)	METAL LINE POSTS FOR 72" CHAINLINK FENCE	METAL TERMINAL POSTS FOR 72" CHAIN LINK FENCE	METAL GATE POSTS FOR 72" CHAINLINK FENCE, DOUBLE GATE	DOUBLE GATES, 72" HIGH, 10' WIDE, 20' OPENING	CHAIN LINK FENCE FABRIC W/ BARBED WIRE ON EXTENSION ARMS
										MI	FT	LS	LF	LF	LS	LS	CY	SY	EA	EA	EA	EA	LF
DF15416.2161010	Pamlico	1.00	NC306	MINNESOTT BEACH FERRY TERMINAL	1.00	2.00	2WU	NO	NO	0.01	16	1			1	1	10						
DF15416.2160010	Craven	2.00	NC306	CHERRY BRANCH FERRY TERMINAL	1.00	2.00	2WU	NO	NO	0.01	18	*	100	600	1	*	4,000	16	25	8	2	1	225
GRAND TOTAL										0.01		1	100	600	1	1	4,010	16	25	8	2	1	225

PROJECT NO	COUNTY	MAP NO	ROUTE	DESCRIPTION	TYP NO	LANES	LANE TYPE	FINAL SURFACE TESTING REQUIRED	WARM MIX ASPHALT REQUIRED	LENGTH	WIDTH	RIP RAP, CLASS B	TEMPORARY SILT FENCE	SEEDING & MULCHING	RESPONSE FOR EROSION CONTROL	GENERIC EROSION CONTROL ITEM (CLEAN UNDER RAMPS)	CONCRETE WASHOUT STRUCTURE
										MI	FT	TON	LF	ACR	EA	LS	EA
DF15416.2161010	Pamlico	1.00	NC306	MINNESOTT BEACH FERRY TERMINAL	1.00	2.00	2WU	NO	NO	0.01	16		50	0			
DF15416.2160010	Craven	2.00	NC306	CHERRY BRANCH FERRY TERMINAL	1.00	2.00	2WU	NO	NO	0.01	18	100	1,000	2	2	1	1
GRAND TOTAL										0.01		100	1,050	2	2	1	1

CHERRY BRANCH:



LOCATION OF CONCRETE UTILITY PAD



- = Existing Fence to be Removed
- = Install New Fence in Existing Location

CHERRY BRANCH:



ENTIRE LOCATION TO PLACE BORROW AND FINE GRADE