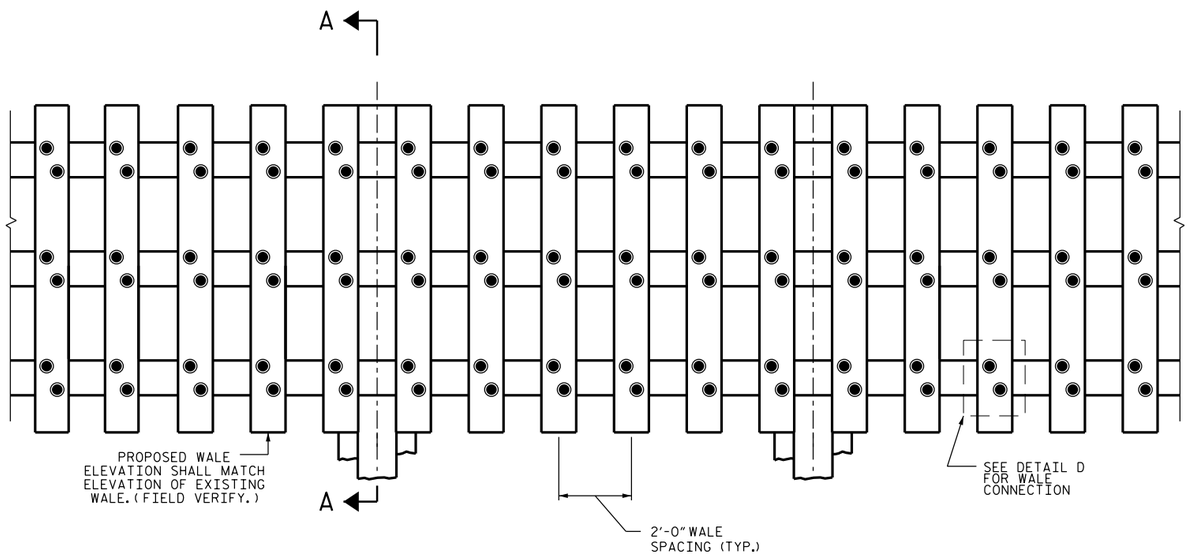

PARTIAL ELEV. VIEW OF MAIN WALL

LOOKING NORMAL TO FACE OF WALL

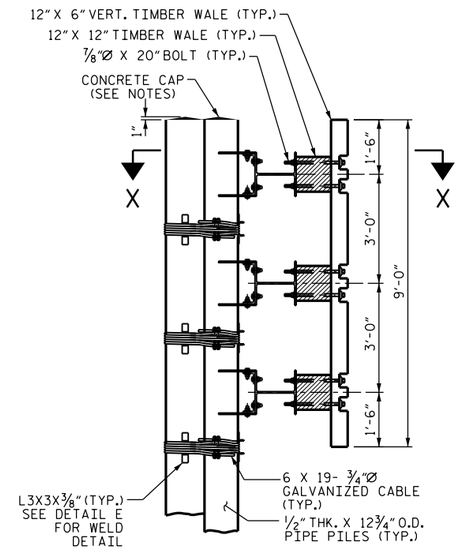

SECTION A-A

NOTES:

ALL BOLT HEADS SHALL BE LOCATED AT THE FRONT FACE OF THE FENDER SYSTEM.

ALL BOLT HOLES SHALL BE 15/16"Ø.

ALL BOLTS IN STEEL TO STEEL CONNECTIONS SHALL BE 7/8"Ø X 3" ASTM A307 HEAVY HEX HEAD, WITH ONE HEAVY HEX NUT AND ONE STD. WASHERS.

ALL BOLTS IN TIMBER TO STEEL CONNECTIONS SHALL BE 7/8"Ø X 20" ASTM A307 HEAVY HEX HEAD, WITH ONE HEAVY HEX NUT, ONE STD. WASHER, AND ONE OGEE WASHER (UNDER THE HEAD).

AFTER DRIVING, ALL STEEL PILES SHALL BE FILLED WITH SAND FROM THE GROUNDLINE TO AN ELEV. OF -0.5 FT AND WITH CLASS A CONCRETE FROM ELEV. -0.5 FT TO THE TOP OF THE PILE.

IN THE 3-PILE CLUSTER, EACH OF THE THREE PILES SHALL BE DRIVEN VERTICALLY AND AS CLOSE TOGETHER AS POSSIBLE AS SHOWN IN THE PLAN VIEW. AFTER THE THREE PILES HAVE BEEN DRIVEN, THEY SHALL BE DRAWN TOGETHER AND WRAPPED WITH FIVE TURNS OF 3/4"Ø WIRE ROPE AT THREE POINTS. THE WIRE ROPE SHALL BE SECURED WITH TWO CABLE CLAMPS AT EACH END.

INSTALL ONE PAIR OF L3X3X3/8" KEEPER ANGLES ON EACH PILE AT EACH GALVANIZED CABLE LOCATION.

AT HP14X73 SPLICE LOCATIONS, NOTCH 12" X 12" TIMBER WALE FOR FIT-UP.

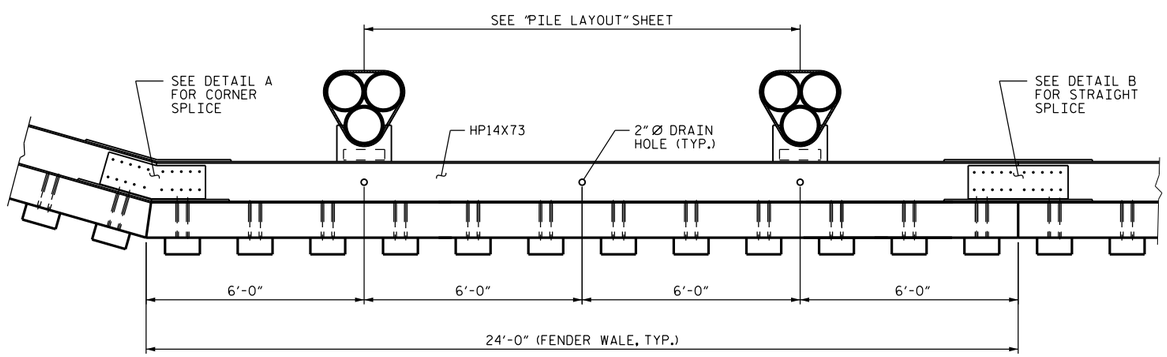

PARTIAL PLAN VIEW OF MAIN WALL

LOOKING NORMAL TO FACE OF WALL

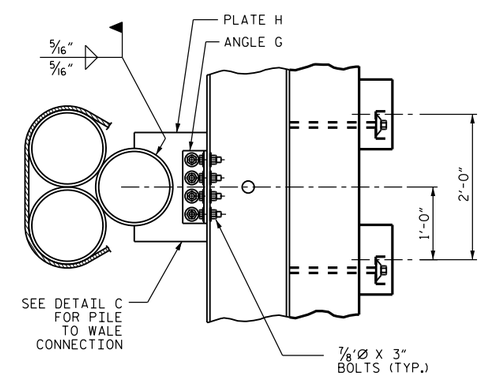

VIEW X-X

PROJECT NO. 41732.8

PERQUIMANS COUNTY

BRIDGE: 14

SHEET 1 OF 3

STATE OF NORTH CAROLINA
DEPARTMENT OF TRANSPORTATION
RALEIGH

FENDER SYSTEM

FENDER SYSTEM DETAILS

DocuSigned by:
Paul D. Bryant
7D1BEAE39C3441A...

7/20/2015

NORTH CAROLINA PROFESSIONAL SEAL 23739 ENGINEER PAUL D. BRYANT

REVISIONS						SHEET NO.
NO.	BY:	DATE:	NO.	BY:	DATE:	F-4
1			3			TOTAL SHEETS
2			4			6

DRAWN BY : P. BRYANT DATE : 3-2015
CHECKED BY : W.M. CLARKE DATE : 3-2015

17-JUL-2015 13:43
S:\PRS\POC\Squad C\Fender_Jobs\PERQUIMANS_14_41732.8\P&R_SD_GD_Fender_Rpr.dgn
pbryant