DocuSign Envelope ID: 0BA34CC2-D3DC-4C61-A164-C0DB686A2F76

PROJECT REFERENCE NO.	SHEET NO.
C-5600G	ITS-42

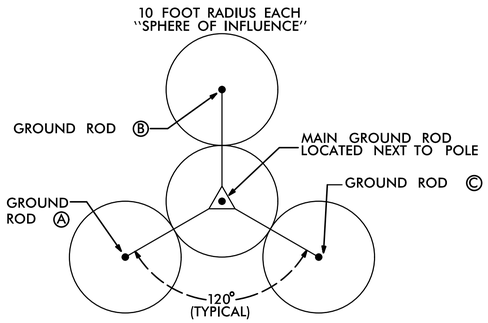

GROUND ROD PLACEMENT DETAIL
(TYPICAL EACH POLE)

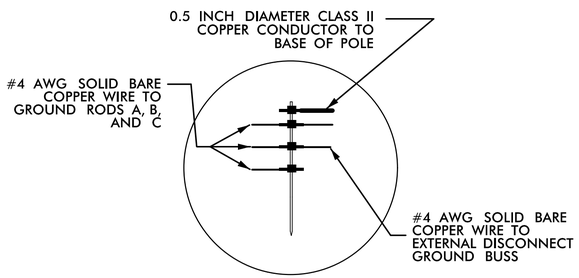

INSET `A'

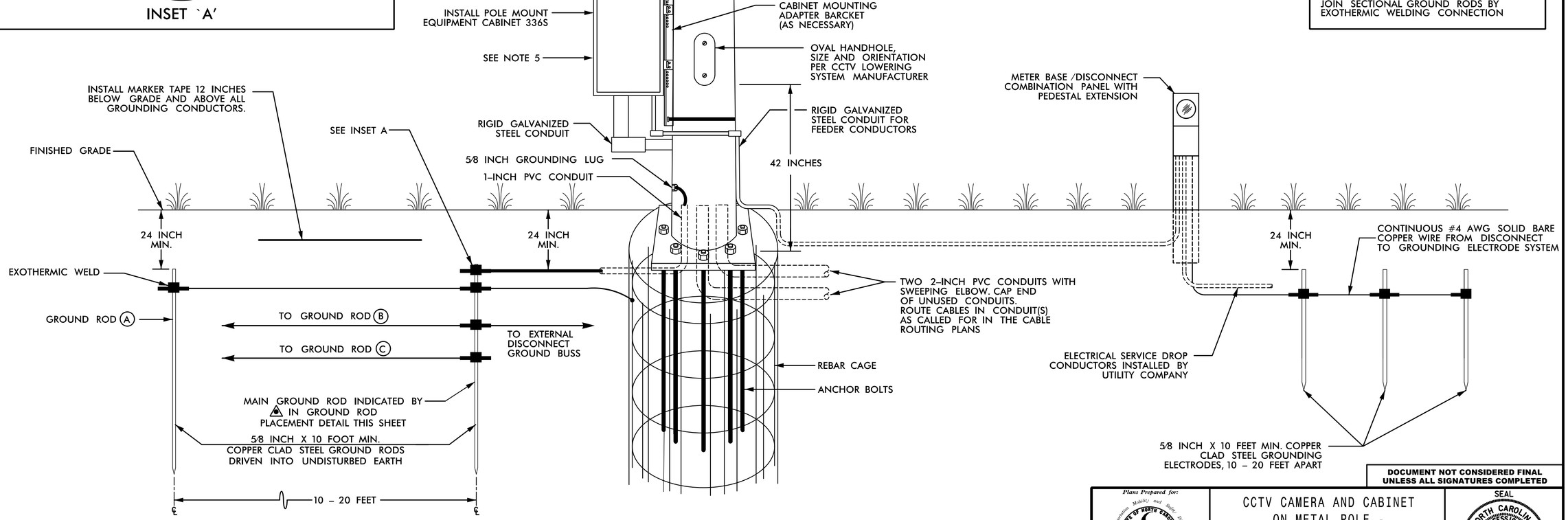

NOTES

1. BOND 0.5 INCH DIAMETER, 28 STRAND (MINIMUM) CLASS II COPPER CONDUCTOR TO THE MAIN GROUND ROD BY AN EXOTHERMIC WELD METHOD.
2. EXOTHERMICALLY WELD ALL CONNECTIONS TO GROUND RODS.
3. BOND #4 AWG SOLID BARE COPPER WIRE TO REBAR CAGE AND THE MAIN GROUND ROD BY AN EXOTHERMIC WELD METHOD.
4. ENSURE CAMERA HOUSING, CAMERA, AND PAN -TILT UNIT ARE BONDED TO POLE.
5. REMOVE BONDING JUMPER BETWEEN EQUIPMENT CABINET GROUND BUSS AND NEUTRAL BUSS.
6. THE CONTRACTOR MAY, UPON APPROVAL OF THE ENGINEER, INSTALL A 30-FOOT SECTIONAL GROUND ROD WHEN CONDITIONS WILLNOT ALLOW FOR THE INSTALLATION OF THE 3 - RADIALGROUND RODS.
7. INSTALL MARKER TAPE DIRECTLY ABOVE ALL GROUNDING ELECTRODES AND CONDUCTORS AT A DEPTH OF 12 INCHES.

ALTERNATE GROUNDING METHOD

IF SPACE IS NOT AVAILABLE TO DRIVE MULTIPLE RODS, DRIVE SECTIONAL GROUND RODS A MINIMUM OF 30 FEET.

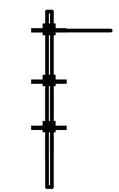

JOIN SECTIONAL GROUND RODS BY EXOTHERMIC WELDING CONNECTION

DOCUMENT NOT CONSIDERED FINAL UNLESS ALL SIGNATURES COMPLETED

Plans Prepared for:
Transportation Mobility and Safety Division
Intermodal Transportation Division Solutions
STATE OF NORTH CAROLINA DEPARTMENT OF TRANSPORTATION
750 N. Greenfield Pkwy., Garner, NC 27529

CCTV CAMERA AND CABINET ON METAL POLE - UNDERGROUND SERVICE

PLAN DATE:	JUNE 2016	REVIEWED BY:	A.D. KLINKSIEK
PREPARED BY:	T.R. TERRELL	REVIEWED BY:	H.L. WINSTEAD

SCALE	REVISIONS	INIT.	DATE
NONE			

SEAL
NORTH CAROLINA PROFESSIONAL SEAL 07983 ENGINEER HARVEY L. WINSTEAD, JR.

DocuSigned by: H.L. Winstead, Jr. 6/29/2016
ENGINEER'S SIGNATURE DATE

CADD Filename: C-5600G_ITS-42.dgn

HNTB
HNTB NORTH CAROLINA, P.C.
343 E. Six Forks Road, Suite 200
Raleigh, North Carolina 27609
NC License No: C-1554