




CITY OF ASHEVILLE

BID DOCUMENTS
FOR
**Hendersonville Road (US 25) Sidewalk Improvements
(TIP # U-5189)**

BID #298-Eng-12-13-015
COA Project # Eng-12-13-015

City of Asheville
Capital Projects Management Division



All of the foregoing documents, including, but not limited to: the project plan sheets; 2012 NCDOT Roadway Standard Drawings; NCDOT 2012 Standard Specifications; and City of Asheville Standard Specifications are hereby made part of and incorporated herein by reference into the Contract/Agreement between the City of Asheville and the Contractor

Table of Contents

<u>Description</u>	<u>Page</u>
Advertisement for Bids	6a
City of Asheville Proposal	6
Proposal	7
Instruction to Bidders	9
City of Asheville Instruction to Bidders	11
City of Asheville Formal Contract	14
City of Asheville Contract Signature Page	19
Notice of Award	20
Notice to Proceed	21
NCDOT Standard Notes (Federal Aid)	22
Changes to the NCDOT 2012 Standard Specifications	24

EXHIBIT A - PROJECT SPECIAL PROVISIONS

General Provisions

<u>Provision</u>	<u>Description</u>	<u>Page</u>
	General	25
SPD01-410	Division Let Contract Prequalification	25
SPD01-280	Site Investigation and Representation	26
SP1G31	No Major Contract Items	26
SPD01-440	Contractor Claim Submittal Form	26
	Construction Stakes, Lines and Grades	26
SPD01-500	Night Operations	27
SPD01-650	Progress Schedule	27
SPD1-700	Prosecution and Progress	27
SP1G10A	Contract Time and Liquidated Damages	27
SP1G14A	Contract Work Hours	28
SP1G15R	Prosecution of Work	29
SP1G22	Delay in Right of Entry	29
SP1G37	Specialty Items	29
SP1G63	Disadvantaged Business Enterprise (Local Government Agencies)	30
SP1G85	Certification for Federal-Aid Contracts	42
SP1G100	U.S. Department Of Transportation Hotline	43
SP1G112A	Subsurface Information	43
SP1G115	Locating Existing Underground Utilities	43
SP1G118	Resource Conservation	43
SP1G120	Domestic Steel	44
SP1G125	Maintenance of the Project	44
SP1G133	Cooperation between Contractors	45

SP1G152	Gifts from Vendors and Contractors	45
SP1G160	Liability Insurance	45
SP1G180	Erosion and Sediment Control/Stormwater Certification	46
SP1G181	Procedure for Monitoring Borrow Pit Discharge	51
SP1G184	Employment	53
SP1G185	State Highway Administrator Title Change	53
SP1G186	Subletting of Contract	53
SP1G190	Revision to FHWA-1273 Concerning TAP-Funded Projects	53
SP1G200	E-Verify Compliance	54
	Pre-Construction Conference	54
	Construction Progress Schedule and Monthly Meetings	54
	Submittals and Shop Drawings	54
	Material Sampling and Testing	55
	Access to Property and Staging Areas	55
	Water Supply	55
	Americans with Disabilities Act	55
	Mediation	55
	Sales Tax	55
	Notification of Operations	56

NCDOT Roadway Provisions

<u>Provision</u>	<u>Description</u>	<u>Page</u>
SP2R02A	Clearing and Grubbing - Method II	57
SP2R80	Select Granular Material	57
SP3R01	Pipe Installation	57
SP6R01	Asphalt Pavements – Superpave	58
SP8R50	Convert Existing Drop Inlet to Open Throat Inlet	60
SP8R126	Detectable Warnings for Proposed Curb Ramps	60
SP9R02	Street Signs and Markers and Route Markers	61
SP10R01	Materials	62
SP10R05	Select Material, Class III, Type 3	74
SP10R10	Shoulder and Slope Borrow	75
SP11R05	Temporary Traffic Control Devices	75
SPD08-450	Modify Drainage Structure	75
SPD8-600	Pedestrian Safety Rail	76

City of Asheville Roadway Provisions

<u>Description</u>	<u>Page</u>
Lump Sum Grading	77
Geotextile for Drainage	78
Offset Catch Basin	78
Asphalt Driveway Repair and Tie-In	79
High Early Strength Concrete for Driveways	80
Concrete Trench Drain	80
Joint Sealer for Concrete Sidewalk, Driveways, Curb and Gutter	81
Concrete Wheel Stops	81
Concrete Stand-Up Curb	81
Concrete Turn-Down Footing	82

Geotechnical Provisions

Description	Page
Precast Gravity Retaining Wall.....	83
Soil Nail Retaining Wall.....	87
Segmental Gravity Retaining Wall.....	100

Structural Provisions

Description	Page
Precast Concrete Boardwalk.....	105

Utility Provisions

Provision	Description	Page
	Adjust Sanitary Sewer Cleanout.....	108
SPD 8-700.....	Adjustment of Traffic Signal Junction Box.....	108
	Relocate NCDOT Fiber Optic.....	109

Transportation Provisions

Description	Page
Transit Bench Installation.....	110
Bus Shelter Foundation Pad.....	110

Erosion and Sediment Control Provisions

Description	Page
Temporary Silt Fence.....	112
Stabilization Requirements.....	112
Seeding and Mulching West-Ed.....	112
Temporary Seeding.....	114
Fertilizer Topdressing.....	114
Supplemental Seeding.....	114
NCDOT General Seed Specification for Seed Quality.....	114
Inlet & Curb Inlet Protection.....	117
Mowing.....	117

Work Zone Traffic Control Provisions

Provision	Description	Page
LS-TC.....	Lump Sum Payment for Traffic Control.....	118

ITS and Signal Provisions

Description	Page
Polymer Concrete Junction Boxes.....	120
Junction Boxes.....	120
Controllers with Cabinets.....	120
Pedestals.....	120
Signal Heads.....	121
Protective Coatings for Pedestrian Pedestals.....	128
Controller with Cabinets.....	133

NCDOT Standard Special Provisions

Provision	Description	Page
Z-2	Availability of Funds – Termination of Contracts	134
Z-4	Errata	135
Z-04A	Plant and Pest Quarantines	137
Z-6	Award of Contract	138
Z-7	Minority and Female Employment Requirements	138
Z-8	Required Contract Provisions Federal - Aid Construction Contracts	141
Z-10	On-The-Job Training	150
Z-100	Minimum Wages	153

Permits

Provision	Description	Page
Z-1a	Permits	157

Contractor Signature Forms

Provision	Description	Page
	Bid Form	159
	Addendum Acknowledgement	162
M-4	Execution of Bid/Debarment Certification	163
	Bid Bonds	171
	Payment Bond	178
	Performance Bond	187
	Letter Of Intent to Perform As a Subcontractor	196
M-2	Listing Of DBE Subcontractors	197
Form DBE-IS	Subcontractor Payment Information	199
Form SAF Rev. 2A	Subcontractor Approval Form	201
	E-Verify	206
	Contractors Sales and Use Tax Form	207
	City of Asheville Drug-Free Certification	209
	NCDOT Structural Adequacy Document	210
	Final Release and Lien Waiver	212

ADVERTISEMENT FOR BIDS

Pursuant to N. C. Gen. Stat. sec. 143-129, bids will be received by the City of Asheville, 161 S. Charlotte St., Asheville, North Carolina, 28801, in the office of Kathi Willis and Stephanie O'Conner (828)-259-5617 on the Second floor of the Public Works Building, room A201, Asheville, North Carolina, up to **3:00, p.m. on Wednesday, July 15, 2015** for the project described as follows:

Hendersonville Road (US 25) Sidewalk Improvements

Construction of approximately 13,000 l.f. of new sidewalk; retaining walls; various drainage structures; a new pedestrian boardwalk; new pedestrian crossing signal facilities; and all associated appurtenances.

Complete plans, specifications and contract documents may be examined at the following locations:

**Capital Projects Management Division, Public Works Building, Room A201,
161 South Charlotte Street, Asheville, North Carolina**

Copies of complete plans, specifications and contract documents may be obtained at the following locations:

All contract documents and plans will be available for view or hard-copy reproduction on the City of Asheville website. <http://AshevilleNC.gov/Bids>

The City of Asheville will provide paper copies of plans and documents if it is not possible for the potential bidder to reproduce them from the electronic files provided on the website. A non-refundable fee of One Hundred Dollars (**\$100.00**) in cash or certified check is required for receipt of the copies.

This project is funded in part by the Federal Highway Administration and subject to all federal requirements (Davis Bacon Wage requirements, Disadvantage Business Enterprise goals, etc.).

Bidders are also notified that the City of Asheville has adopted a Drug-Free Workplace Policy requiring successful bidders to insure that a drug-free workplace is provided in the performance of any City of Asheville construction contracts. The requirements of that policy are included in the invitation to Bid and will be included in the contract for the construction of the Project.

A mandatory pre-bid conference will be held Tuesday, June 23, 2015, at 10:00 a.m. in room A109 on the first floor of the Public Works Building, 161 South Charlotte Street, Asheville, North Carolina. Federal disadvantaged business enterprise goal (DBE) and the City's Drug-Free Workplace Policy for the project will be explained.

All bidders must have current North Carolina licenses for all work for the project.

All bids must be submitted on the form of bid proposal provided. All bids must be enclosed in a sealed envelope and properly labeled.

Bid proposals shall include the cost of required insurance and bonds and payment of any applicable local, State and Federal taxes. The City Council of the City of Asheville has adopted a policy that the City of Asheville will not enter into contracts with bidders who are delinquent in the payment of ad valorem taxes owed to the City of Asheville.

No bid may be withdrawn after bids have been opened, except as provided in N. C. Gen. Stat. sec. 143-129.1.

The City of Asheville reserves the right to reject any or all bids and to waive informalities.

CAPITAL PROJECTS MANAGEMENT DIVISION

CITY OF ASHEVILLE
POST OFFICE BOX 7148
ASHEVILLE, NC 28802
(828) 259-5617

City of Asheville

PUBLIC WORKS

CAPITAL PROJECTS MANAGEMENT DIVISION

PROPOSAL

DATE OF ADVERTISEMENT: MONDAY, JUNE 1, 2015

MANDATORY PRE-BID MEETING: TUESDAY, JUNE 23, 2015 @ 10:00 AM

BID OPENING: WEDNESDAY, JULY 15, 2015 @ 3:00 PM

CONTRACT ID:

WBS ELEMENT NO: CON 45250.3.1

FEDERAL AID NO.: STPDA-0025(26)

TIP NUMBER: U-5189

COUNTY: BUNCOMBE

ROUTE NO.: US 25

DESCRIPTION OF WORK: CONSTRUCTION OF NEW CONCRETE SIDEWALK ALONG HENDERSONVILLE ROAD AND ASSOCIATED RETAINING WALLS, PEDESTRIAN SIGNALS, AND OTHER APPURTENANCES

***** NOTICE *****

ALL BIDDERS SHALL COMPLY WITH ALL APPLICABLE LAWS REGULATING THE PRACTICE OF GENERAL CONTRACTING AS CONTAINED IN CHAPTER 87 OF THE GENERAL STATUTES OF NORTH CAROLINA. FOR CONTRACTS \$30,000 OR MORE, EXCEPT FOR CERTAIN SPECIALTY WORK AS DETERMINED BY THE LICENSING BOARD, BIDDERS ARE REQUIRED TO BECOME LICENSED BY THE NC LICENSING BOARD. NON-LICENSED BIDDERS ARE PERMITTED 60 DAYS AFTER BID OPENING TO OBTAIN PROPER LICENSING FOR THE TYPE OF PROJECT BEING LET. BIDDERS SHALL ALSO COMPLY WITH ALL OTHER APPLICABLE LAWS REGULATING THE PRACTICES OF ELECTRICAL, PLUMBING, HEATING AND AIR CONDITIONING AND REFRIGERATION CONTRACTING AS CONTAINED IN CHAPTER 87 OF THE GENERAL STATUTES OF NORTH CAROLINA.

NAME OF BIDDER

ADDRESS OF BIDDER

PROPOSAL FOR THE CONSTRUCTION OF
HENDERSONVILLE ROAD (US 25) SIDEWALK IMPROVEMENTS
NCDOT PROJECT TIP U-5189

DATE: _____

CITY OF ASHEVILLE
BUNCOMBE COUNTY, NC

The Bidder has carefully examined the location of the proposed work to be known as HENDERSONVILLE ROAD (US 25) SIDEWALK IMPROVEMENTS, NCDOT PROJECT TIP U-5189 and has carefully examined the plans, specifications, which are acknowledged to be part of the proposal, the special provisions, the proposal, the form of contract, and the forms of contract payment and performance bonds; and thoroughly understands the stipulations, requirements and the provisions. The undersigned bidder agrees to be bound upon his execution of the bid and subsequent award to him by the City of Asheville in accordance with this proposal to provide the necessary contract payment bond and contract performance bond within **fourteen days** after the written notice of award is received by him. The undersigned Bidder further agrees to provide all necessary machinery, tools, labor, and other means of construction; and to do all the work and to furnish all materials, except as otherwise noted, necessary to perform and complete the said contract in accordance with the NCDOT 2012 Standard Specifications for Roads and Structures by the dates specified in the Project Special Provisions and in accordance with the requirements of the Engineer, and at the unit or lump sum prices, as the case may be, for the various items given on the sheets contained herein.

The Bidder shall provide and furnish all the materials, machinery, implements, appliances and tools, and perform the work and required labor to construct and complete the HENDERSONVILLE ROAD (US 25) SIDEWALK IMPROVEMENTS, NCDOT PROJECT TIP U-5189 in Buncombe County, for the unit or lump sum prices, as the case may be, bid by the Bidder in his bid and according to the proposal, plans, and specifications prepared by said Department, which proposal, plans, and specifications show the details covering this project, and hereby become a part of this contract.

The published volume entitled North Carolina Department of Transportation, Raleigh, Standard Specifications for Roads and Structures, January 2012 with all amendments and supplements thereto, is by reference incorporated into and made a part of this contract; that, except as herein modified, all the construction and work included in this contract is to be done in accordance with the specifications contained in said volume, and amendments and supplements thereto, under the direction of the Engineer.

If the proposal is accepted and the award is made, the contract is valid only when signed either by the authorized City representative and properly witnessed by the City Clerk. The conditions and provisions herein cannot be changed except over the signature of the said authorized City

representative.

The quantities shown in the itemized proposal for the project are considered to be approximate only and are given as the basis for comparison of bids. The Owner may increase or decrease the quantity of any item or portion of the work as may be deemed necessary or expedient.

An increase or decrease in the quantity of an item will not be regarded as sufficient ground for an increase or decrease in the unit prices, nor in the time allowed for the completion of the work, except as provided for the contract.

Accompanying this Bid is a Bid Bond secured by a corporate surety, or certified check payable to the Owner, for five percent (5%) of the total Bid Amount, which deposit is to be forfeited as liquidated damages in case this Bid is accepted and the Bidder shall fail to provide the required performance and payment bonds with the Owner in accordance with the Contract Documents, within ten days after the written notice of award is received by Bidder as provided in the Standard Specifications; otherwise said deposit will be returned to the Bidder.

All Contractors submitting bids on the project shall be pre-qualified by the NCDOT. All proposed subcontractors must be pre-qualified before construction work begins. Any subcontractors who are proposed to meet the Disadvantaged Business Enterprise goal must be certified by the NCDOT.

INSTRUCTIONS TO BIDDERS

PLEASE READ ALL INSTRUCTIONS CAREFULLY BEFORE PREPARING AND SUBMITTING YOUR BID.

All bids shall be prepared and submitted in accordance with the following requirements. Failure to comply with any requirement shall cause the bid to be considered irregular and shall be grounds for rejection of the bid.

Bidders must attend a mandatory Pre-Bid Conference on Tuesday, June 23, 2015 AT 10 a.m., in room A109 of the City of Asheville Public Works Building, 161 S. Charlotte Street, Asheville, North Carolina 28801.

All Contractors bidding must be pre-qualified, in the approved work codes, by the NCDOT prior to the bid opening.

- 1.** The bid form furnished by the CITY OF ASHEVILLE with the proposal shall be used and shall not be altered in any manner. **DO NOT SEPARATE THE BID FORM FROM THE PROPOSAL!**
- 2.** All entries on the bid form, including signatures, shall be written in ink.
- 3.** The Bidder shall submit a unit price for every item on the bid form. The unit prices for the various contract items shall be written in figures. *****Unit prices must be limited to TWO decimal places.*****
- 4.** A bid amount shall be entered on the bid form for every item. The bid amount for each item shall be determined by multiplying each unit bid by the quantity for that item, and shall be written in figures in the "Bid Amount" column of the form.
- 5.** The total bid amount shall be written in figures in the proper place on the bid form. The total amount shall be determined by adding the amounts bid for each item.
- 6.** Changes in any entry shall be made by marking through the entry in ink and making the correct entry adjacent thereto in ink. A representative of the Bidder shall initial the change in ink. Do not use "White Out" or similar product to make corrections.
- 7.** The bid shall be properly executed. All bids shall show the following information:
 - a. Name of individual, firm, corporation, partnership, or joint venture submitting bid.
 - b. Name of individual or representative submitting bid and position or title.
 - c. Name, signature, and position or title of witness.
 - d. Federal Identification Number
 - e. Contractor's License Number (If available)
- 8.** Bids submitted by corporations shall bear the seal of the corporation.
- 9.** The bid shall not contain any unauthorized additions, deletions, or conditional bids.
- 10.** The bidder shall not add any provision reserving the right to accept or reject an award, or to enter into a contract pursuant to an award.

11. SUBMITTING THE PROPOSAL:

- 1) The proposal with the bid form still attached shall be placed in a sealed envelope.
- 2) The bid bond shall be placed in a separate sealed envelope from the proposal.
- 3) **Both sealed envelopes shall be placed into one sealed envelope and must display the following statement on the front of the outer sealed envelope:**

“Bids for – Hendersonville Road (US 25) sidewalk improvements, NCDOT Project TIP U-5189 to be opened Wednesday, July 15, 2015 at 3:00 pm (Verizon Time)”

It will be the officer’s, whose duty to open the bids, decision to determine when the specified time has arrived, and no bid will be considered after that time.

12. THE BID SHALL HAVE BEEN DELIVERED TO AND RECEIVED IN:

*THE CITY OF ASHEVILLE PUBLIC WORKS DEPT., ROOM 201
ATTENTION: ALVIN FULLER
161 SOUTH CHARLOTTE STREET
ASHEVILLE, NC 28801
BY 3:00P.M., WEDNESDAY, JULY 15, 2015*

It is the Bidders responsibility to assure that the bid is received in the prescribed location by the required deadline. If mail or delivery by other means is delayed beyond the date and time set for the receipt of the bid, the proposal will not be considered.

13. If delivered by mail or courier delivery service, the sealed envelope shall be placed in another sealed envelope and the outer envelope shall be addressed as follows:

**City of Asheville
Public Works
Capital Projects Management Division
Attn: Alvin Fuller, Room 201**

**Postal Address
PO Box 7148
Asheville, NC 28802**

**Physical Address
161 South Charlotte Street
Asheville, NC 28801**

14. Bids will be opened and read aloud in room A109 of the City of Asheville Public Works Building Wednesday, July 15, 2015 at 3:00 pm.

CITY OF ASHEVILLE

INSTRUCTIONS TO BIDDERS

To be used in conjunction with the above instructions.

Defined Terms

Whenever the following terms are used in the NCDOT Standard Specifications, in any of the Contract Documents, or in the plans, the intended meaning of such terms shall be as follows:

1. "City" or "Owner" shall mean the "City of Asheville, North Carolina"; the City is the Project Owner.
2. "Construction Manager", "Engineer", "Project Manager" or "Resident Engineer" shall mean the appointed person duly authorized to administer the contract and oversee the project on behalf of the City or NCDOT. "Date of Availability" shall mean "Notice to Proceed Date"
3. "Department", "Department of Transportation", "Division of Highways", and "Raleigh Central Office" shall all mean "City of Asheville Capital Projects Management Division"
4. "Project Manual" shall mean the complete set of bidding documents issued by the "City of Asheville Capital Projects Management Division" to include: the Invitation to Bid; Instructions to Bidders; Bid Forms; sample project forms; conditions and special provisions of the contract; addenda issued prior to the execution of the contract; and drawings.

1. BIDDER'S REVIEW OF PROJECT

- A. Complete set of Bidding Documents must be used in preparing bids; Owner does not assume any responsibility for errors or misinterpretations resulting from the use of incomplete set of Bidding Documents.
- B. It is the responsibility of each Bidder before submitting a Bid to:
 1. Examine and carefully study the Bidding Documents and other related information identified in the Bidding Documents;
 2. Visit the Site to become familiar with and satisfy Bidder as to the general, local and site conditions that may affect cost, progress, and performance of the Work;
 3. Become familiar with and satisfy Bidder as to all federal, state and local laws and regulations that may affect cost, progress, or performance of the Work;
 4. To study and carefully correlate Bidder's knowledge and observations with the Contract Documents and such other related data; and to promptly notify the Engineer of all conflicts, errors, ambiguities or discrepancies which Bidder has discovered in or between the Contract Documents and such other related documents.
 5. After Bids have been submitted, Bidder shall not assert that there was a misunderstanding concerning the quantities of Work or of the nature of Work to be done.
- C. The Site is identified in the Bidding Documents. Additional lands and access thereto required for temporary construction facilities, construction equipment, or storage of

materials and equipment to be incorporated in the Work are to be obtained and paid by the Contractor.

- D. Bidding Documents contain the provisions required for construction of the Project. Information obtained from an officer, agent, or employee of the Owner or any other person shall not affect the risks or obligations assumed by the Bidder or relieve him from fulfilling the conditions of the contract.
- E. Failure or omission of Bidder to do the foregoing shall in no way relieve Bidder from the obligations in respect to his Bid.
- F. The Contract Time and associated Liquidated Damages are as indicated in the Bid Proposal and Agreement.
- G. The Project may involve work at the Site to be performed under other contracts with the Owner.

2. INTERPRETATIONS AND ADDENDA

- A. Submit all questions in writing to Alvin Fuller via email at the following email address:

afuller@ashevillenc.gov

All questions must be received seven (7) calendar days before the Bid Opening Date. Questions received after this time will not be addressed. Addenda, if issued, will be published online at:

<http://www.ashevillenc.gov/Departments/Purchasing/RequestsforBidsProposals.aspx>

Bidders shall be responsible for inquiring if any addendum has been issued and shall acknowledge receipt of all addenda on the form provided in the bid package.

3. AWARD / EXECUTION OF AGREEMENT

- A. The award of the Contract will be made to the lowest responsible, responsive bidder, who, in the opinion of the Owner, is qualified to perform the work required and is responsible and reliable.
- B. These Bids are asked for in good faith, and awards will be made as soon as practicable, provided satisfactory Bids are received. The Owner may consider informal and reject any Bid not prepared and submitted in accordance with the provisions hereof.
- C. The right is reserved to waive informalities in bidding, to reject any or all Bids, or to accept a Bid other than the lowest submitted if such action is deemed to be in the best interest of the Owner.
- D. Upon award of the Contract by the City Council and delivery of the executed Contract, required bonds, and insurance certifications by the Contractor. The City will execute a notice to proceed. The Contractor shall commence work within (10) ten days following such notification or as otherwise specified in the Notice to Proceed.

4. CITY OF ASHEVILLE DRUG-FREE WORKPLACE POLICY

- A. Bidders are also notified that the City of Asheville is a drug-free workplace employer. The Asheville City Council has also adopted a policy requiring contractors entering into a construction contract with the City of Asheville to provide a drug-free workplace in the performance of any City of Asheville contract.

In order to be eligible to submit a bid or proposal for a City of Asheville construction contract, a prospective contractor must certify that it will, if awarded the contract, provide a drug-free workplace during the performance of the contract. This requirement is met by:

- a) Notifying employees that the unlawful manufacture, distribution, dispensation, possession, or use of a controlled substance is prohibited in the workplace and specify the actions that will be taken for violations of such prohibition;
- b) Establishing a drug-free awareness program to inform employees about (i) the dangers of drug abuse in the workplace, (ii) the Contractor's policy of maintaining a drug-free workplace, (iii) any available drug counseling, rehabilitation, and employee assistance programs, and (iv) the penalties that may be imposed upon employees for drug abuse violation;
- c) Notifying each employee that as a condition of employment, the employee will (i) abide by the terms of the prohibition outlined in 13.9.1 above, and (ii) notify the Contractor of any criminal drug statute conviction for a violation occurring in the workplace not later than five (5) days after such conviction;
- d) Notifying the Owner within ten (10) days after receiving from an employee a notice of a criminal drug statute conviction or after otherwise receiving actual notice of such conviction;
- e) Imposing a sanction on, or require the satisfactory participation in a drug counseling, rehabilitation or abuse program by, an employee convicted of drug crime; and
- f) Making a good faith effort to continue to maintain a drug-free workplace for employees.

By submitting a bid or proposal, a prospective contractor certifies that it will comply with the City of Asheville's drug-free workplace requirement. A false certification or the failure to comply with the above drug-free workplace requirements during the performance of the contract shall be grounds for suspension, termination, or debarment.

STATE OF NORTH CAROLINA
COUNTY OF BUNCOMBE

CONTRACT NUMBER _____

THIS AGREEMENT is entered into this _____ day of _____, 20____ by
and between the City of Asheville (hereinafter referred to as the "City"), and

_____(hereinafter referred to as the "Contractor").

WITNESSETH

NOW, THEREFORE, for good and valuable consideration, the receipt of which is hereby
acknowledged, the parties agree as follows:

1. Scope of Work

The project consists of the construction of approximately 13,000 l.f. of new concrete sidewalk;
new curbing; retaining walls; various drainage structures; a new pedestrian boardwalk; new
pedestrian crossing signal facilities; and all associated appurtenances as indicated in the
contract documents.

The Contractor shall furnish all labor, material, equipment, supervision, permits and insurance
necessary to complete all work as specified or indicated in the Contract Documents, along with
the work described in Exhibit "A", attached hereto and made a part hereof and shall perform
such work in accordance with all drawings and/or the specifications included and referenced in
Exhibit "A".

2. Contract Administration

John Gavin - Sr. Project Manager, Capital Projects Management Division, or his appointed
representative shall administer the project, shall have authority to act on behalf of the City and shall
be the interpreter of the requirements of this Agreement and the specifications in Exhibit "A".

3. Time for Performance

The Contractor shall begin work upon notification by the City to the Contractor of a notice to
proceed, and shall complete the work within **365** calendar days thereafter, unless said time period is
extended by written consent of the City through its Agent. The City shall determine when the work
has been completed by its formal and written acceptance of the work. The Contractor shall
complete the work within the time specified, such time being of the essence in this Agreement and a
material consideration hereof, but the City retains the right to extend said time period.

4. Contract Time and Liquidated Damages

The date of availability for this project will be September 30, 2015. The contractor may begin
work prior to this date upon approval of the Engineer or his duly authorized representative. If such
approval is given, and the Contractor begins work prior to the date of availability, the City of
Asheville will assume no responsibility for any delays caused prior to the date of availability by any
reason whatsoever, and such delays, if any, will not constitute a valid reason for extending the
completion date.

No work will be permitted and no purchase order will be issued until all required bonds and
prerequisite conditions and certifications have been satisfied.

The completion date for this project will be September 30, 2016.

No extensions will be authorized except as authorized by City of Asheville, Capital Projects Management Division, Sr. Project Manager.

Time is an essential element of the contract. Delay in completing the work will result in damages due to public inconvenience, obstruction to traffic, interference with business and the increasing of engineering, inspection and administrative costs to the Department. It is therefore agreed that in view of the difficulty of making a precise determination of such damages, a sum of money in the amount stipulated in the contract, will be charged against the Contractor for each calendar day, each hour, or portion thereof that the work, or any portion of the work as described in the contract, remains uncompleted after the expiration of the completion date, intermediate completion date, or intermediate completion time shown in the contract, not as a penalty but as liquidated damages.

Liquidated damages for this contract are One Thousand Dollars (\$1000.00) per calendar day.

5. Contract Sum

This is a unit price Contract. The quantities shown in the itemized proposal for the project are considered to be approximate only and are given as the basis for comparison of bids. The City of Asheville may increase or decrease the quantity of any item or portion of the work as deemed necessary or expedient.

An increase or decrease in the quantity of an item will not be regarded as sufficient ground for an increase or decrease in the unit prices, nor in the time allowed for the completion of the work, except as provided in the contract.

The City shall pay to the Contractor based on the unit prices submitted on the Contract Bid Form, attached hereto as Exhibit "B", following acceptance of the work by the City's appointed project inspector. The Contractor is solely responsible for the price of any materials and equipment necessary to perform the work as set forth in the Contractor's bid.

6. Insurance

The Contractor shall provide to the City insurance as follows:

The Contractor agrees to keep and maintain for the duration of this Agreement including but not limited to commercial general liability, auto liability, workers' compensation, employer's liability, and umbrella coverage with at least the minimum limits shown below. **Contractor shall provide evidence of insurance coverage consistent with this requirement prior to contract award.** The Contractor shall furnish the City with certificates of insurance for each type of insurance described herein, with the City listed as Certificate Holder and as an additional insured on the Contractor's general liability policy and provide a waiver of subrogation on the Contractor's workers' compensation policy. In the event of bodily injury or property damage loss caused by the Contractor's negligent acts or omissions in connection with Contractor's services performed under this Agreement, the Contractor's Liability insurance shall be primary with respect to any other insurance which may be available to the City, regardless of how the "Other Insurance" provisions may read. In the event of cancellation, substantial changes or nonrenewal, the Contractor and Contractor's insurance carrier shall give the City at least thirty (30) days prior written notice. No work shall be performed until the Contractor has furnished to the City the above referenced certificates of insurance and associated endorsements, in a form suitable to the City. Upon request, the Contractor shall provide the City copies of their insurance policies. In the event the Certificate of Liability Insurance includes a

disclaimer, Contractor shall cause his Insurer to issue a Form CG20 10, or other Additional Insured Amendatory Endorsement showing City of Asheville as Additional Insured. Also a Waiver of Subrogation shall be provided.

Commercial General Liability:	\$1,000,000 per occurrence
Excess (Umbrella) Liability:	\$4,000,000
Commercial Auto Liability:	\$1,000,000 combined single limit
Workers' Compensation:	Statutory
Employer's Liability:	\$500,000 each accident/total disease/employee disease

7. Hold Harmless and Indemnification

CONTRACTOR shall indemnify, defend and hold harmless the City and its subsidiaries, divisions, officers, directors and employees from all liability, loss, costs, claims, damages, expenses, attorney fees, judgments and awards arising or claimed to have arisen, from any injury caused by, or allegedly caused by, either in whole or in part, any act or omission of the CONTRACTOR or any employee, agent or assign of the CONTRACTOR. This provision is not applicable to any claim arising out of or related to any active or primary negligence of or by City, its officers or employees.

The Contractor shall comply with the provisions of the Americans with Disabilities Act and all rules and regulations promulgated thereunder. The Contractor hereby agrees to indemnify the City from and against all claims, suits, damages, costs, losses and expenses in any manner arising out of or connected with the failure of the Contractor, its subcontractors, agents, successors, assigns, officers or employees to comply with provisions of the ADA or the rules and regulations promulgated thereunder.

Nothing herein shall be construed as a waiver on the part of the City to any defense of any claim, including, but not limited to the defense of governmental immunity.

8. Amendments and Change Orders

This Agreement constitutes the entire agreement with attached Exhibits "A" between the City and Contractor. This Agreement may be amended, supplemented or modified only by duly executed written instruments as an amendment to this Agreement or a written change order to the Contractor signed by the City authorizing a change in the work, an adjustment in the contract sum or an adjustment in the time for performance.

9. Compliance with Laws

- a. Contractor shall comply with all state, federal or local laws, or ordinances, codes, rules or regulations governing performance of this Agreement, including but not limited to, equal opportunity employment laws, O.S.H.A., minimum wage and hour regulation, North Carolina State Building Code regulations and immigration laws.
- b. The contractor shall provide a Drug-Free Workplace, as set forth in the Invitation to Bid, during the performance of this contract.

10. General Conditions

- a. This Agreement embodies all the representations, rights, duties, and obligations of the parties. Any prior oral or written agreement not embodied herein shall not be binding upon or endure to the benefit of any of the parties.

b. The Contractor shall be properly licensed and skilled in their respective trade, and shall have been established in the construction field for a minimum of three years and must regularly engage in construction contracting in North Carolina.

c. The work shall be stated so as to minimize inconvenience to the City. Access as required by the City to the facility shall be maintained by the Contractor throughout construction unless prior written approval is otherwise obtained in advance. The Contractor shall provide signs, barricades, and warning devices to ensure safe passage for both vehicular and pedestrian traffic at all times.

d. The Contractor shall make necessary provisions to protect the surrounding area and shall be responsible for full restoration of any damages and/or costs of restoration to the construction site. All damages on the site, incidental to the installation of the work described in the attached Exhibit shall be repaired or replaced by the Contractor.

e. The Contractor shall make necessary provisions to protect structures and property from any and all damage arising out of, relating to, or resulting from this work. Also, all debris, rubbish or waste materials shall be removed from the site by the Contractor and at the Contractor's expense.

f. All sales tax levied on materials entering into this project shall be paid by the Contractor, including the Optional Sales and Use Tax.

g. Contractors shall obtain any applicable license and/or permits prior to the start of construction and shall notify the necessary inspectors at the proper times during construction.

h. Contractor shall obtain a written certificate of compliance upon completion of the permitted work and before final payment is made.

i. The Contractor shall at all times keep the premises free from accumulations of waste materials or rubbish caused by his employees at work; and at the completion of the work, he shall remove all his rubbish from and about the building and all his tools, scaffolding and surplus materials and shall leave the premises "broom clean" or its equivalent. It is further agreed that all materials and equipment that have been removed and replaced as a part of the work hereunder shall belong to the Contractor, unless otherwise specified in the work described in Exhibit "A".

j. The Contractor shall, upon completion of the work, and before final payment is authorized by the City or its agent, furnish the City with an affidavit certifying that all charges for materials and any other expenses incurred by the Contractor pertaining to the execution of this Agreement have been paid in full, to the end that no liens of any kind or character (save and except those between the parties hereto) may be affixed against the above described property. Final payment on the Agreement amount will be made only after final inspection and acceptance of all work to be performed by the Contractor, and the Contractor submits satisfactory releases of liens or claims for liens by the Contractor, subcontractor, laborers, and materials suppliers.

11. Warranties and Guarantees

All work is to be warranted and guaranteed against materials, equipment, and workmanship for a period of one (1) year. Any and all manufacturers' warranties shall be assigned to the City.

12. Termination

The City may terminate this Agreement upon ten (10) days written notice to the Contractor. In that event, the Contractor shall be paid for any completed work done which is satisfactory to the City. In the event the Contractor should terminate this Agreement, the expenses which the City incurs as a result of securing a new Contractor shall be deducted from any payments owed to the Contractor by the City.

The Contractor will be required to provide to the City, upon termination, an executed release of lien before final payment is processed.

13. Minority Business Plan

For this project, the City of Asheville has adopted the Federal Disadvantaged Business Enterprise (DBE) goals that are hereby made part of these contract documents.

The goal for participation by disadvantaged business firms as subcontractors on this project has been set by the Federal Disadvantaged Business Enterprise at 11.0%.

If there are any questions concerning DBE goals, please contact:

Benny F. Sloan – State Contractor Utilization Engineer
(919) 508-1940
bfsloan@ncdot.gov

14. Right to Audit

Contractor shall maintain all fiscal records relating to this Agreement in accordance with Generally Accepted Accounting Principles, and shall maintain any other records pertinent to this Agreement in a manner so as to clearly document Contractor's performance. The City shall have a right to access the fiscal and other records of Contractor that are pertinent to this Agreement to perform examinations and audits. Contractor shall retain and keep accessible all the fiscal and other records for a minimum of three (3) years following final payment and termination of this Agreement, or until the conclusion of any audit or controversy related to this Agreement, whichever is later.

15. Payment

All applicable forms for payment must be filled out and payment applications / invoices coordinated and accepted by the project inspector prior to submitting for payment. Failure to do this will result in the invoice not being paid.

16. Notwithstanding any other provisions of this Agreement, if the City does not receive said funding for this Agreement from the City Council for any fiscal year applicable to this Agreement, then the City shall have the right to terminate this Agreement without penalty by giving not less than thirty (30) days' written notice documenting the lack of funding.

City of Asheville Contract Signature Page

Contract # _____

Council Resolution # _____ (if applicable)

IN WITNESS WHEREOF, each party has caused this agreement to be executed by its duly authorized official as of the day and year written above.

The Department Director by Written Approval conveys that this contract has been reviewed and presented for approval by the City of Asheville.

Department Director DATE _____

This instrument has been pre-audited in the manner required by the Local Government Budget and Fiscal Control Act.

Chief Financial Officer DATE _____

City Manager's signature, if required
Attest to: CITY OF ASHEVILLE

City Clerk (Corporate Seal) BY: _____ DATE _____
City Manager

STATE OF NORTH CAROLINA COUNTY
OF BUNCOMBE

I, Notary Public of the County and State aforesaid, certify that _____, personally came before me this day and acknowledged that she is the City Clerk of the City of Asheville, a municipal corporation, and that by authority duly given and as the act of the corporation the foregoing instrument was signed in its name by its City Manager and attested by herself as its City Clerk.

Witness my hand and notarial seal this _____ day of _____, 20 _____

Notary Public

Printed Name: _____

My Commission Expires: _____

NOTICE OF AWARD

To: _____

PROJECT Description: _____

The Owner has considered the Bid Proposal submitted by you for the above-described Project in response to its receipt of Bids on _____, 20 , and the Instructions to Bidders.

You are hereby notified that your Bid Proposal has been accepted in the amount of \$_____.

You are required by the Instructions to Bidders to execute the Contract and furnish the required Performance Bond, Payment Bond and certificates of insurance within ten (10) calendar days from the date of this Notice to you.

If you fail to execute said Contract and to furnish said Bonds within ten (10) days from the date of this Notice, said Owner will be notified to consider all your rights arising out of the Owner's acceptance of your Bid Proposal as abandoned and as a forfeiture of your Bid Proposal. The Owner will be entitled to such other rights as may be granted by law.

You are required to return an acknowledged copy of this Notice of Award to the Owner.

Dated this _____ day of _____, _____.

CITY OF ASHEVILLE

By: _____
City Manager

NOTICE TO PROCEED

To: _____

Date: _____
Project: _____

You are hereby notified to commence WORK in accordance with Contract number _____ dated _____, 20____, on or before _____, 20____, and you are to complete the WORK within _____ consecutive calendar days thereafter. The date of completion of all WORK associated with this contract is therefore _____, 20____.

CITY OF ASHEVILLE

By: _____
City Manager

ACCEPTANCE OF NOTICE

Receipt of the above NOTICE TO PROCEED is hereby acknowledged by _____ this the _____ day of _____, 20____.

Contractor
By: _____
Title: _____

- A. NCDOT Standard Specifications – The 2012 North Carolina Department of Transportation Standard Specifications for Roads and Structures, herein referred to as the ‘Standard Specifications’, and the 2012 Roadway Standard Drawings, shall apply to all portions of this project except as may be modified by this document.
- B. Bidder Prequalification - Bidders are required to be prequalified with NCDOT for their specific discipline. Contractors wishing to become prequalified may obtain information through the NCDOT website at:
<https://connect.ncdot.gov/business/Pages/default.aspx>
- C. Disadvantaged Business Enterprise References - Since this is a Federal-aid project with DBE participation, only those requirements and goals set forth by NCDOT Goal Setting Committee are applicable. References to any other requirements or to N.C. General Statute 143-128.2 shall not apply to this project. Refer to Special Provision SP1 G63.
- D. Award of Contract - The contract will be awarded to the lowest responsible, responsive bidder. Alternate items will not be considered in determining the low bidder and will only be evaluated after the award of the contract is made.
- E. Contractor Licensing – On all Federal-aid contracts, non-licensed contractors are permitted to submit bids, however they must be licensed prior to performing any work. Bidders are permitted 60 days, after bid opening, to become licensed by the North Carolina Licensing Board. If they fail to do so within 60 days, their bid will be considered non-responsive and will be rejected. If the successful bidder does not hold the proper license to perform any plumbing, heating, air conditioning, or electrical work in this contract, he will be required to sublet such work to a contractor properly licensed in accordance with *Article 2 of Chapter 87 of the General Statutes* (licensing of heating, plumbing, and air conditioning contractors) and *Article 4 of Chapter 87 of the General Statutes* (licensing of electrical contractors).
- F. Bonds - Please note that all Bid Bonds, Payment Bonds, and Performance Bonds required for this project shall be those found on the NCDOT website. The bonds are located at:

Bid Bonds (M-5):

<https://connect.ncdot.gov/municipalities/Bid%20Proposals%20for%20LGA%20Content/04%20Bid%20Bonds.doc>

Payment Bonds (M-6):

<https://connect.ncdot.gov/municipalities/Bid%20Proposals%20for%20LGA%20Content/05%20Payment%20Bonds.doc>

Performance Bonds (M-7):

<https://connect.ncdot.gov/municipalities/Bid%20Proposals%20for%20LGA%20Content/06%20Performance%20Bonds.doc>

G. Liability Insurance – In addition to any insurance requirements as may be required by the LGA, the Contractor is obligated to comply with Article 107-15 of the *Standard Specifications* including the dollar limits set forth.

H. Buy America – This project shall be governed by the Buy America requirements, for the use of domestic steel and iron products, as outlined in the *Standard Specifications* and Special Provision SP1 G120.

I. Proprietary Items - When a proprietary (brand name) product, whether material, equipment or procedure, are specified in the plans or specifications, they are used only to denote the style, type, character, and quality desired of the product. They do not restrict the bidder from proposing other brands, makes, or manufacturers, which are determined to be of equal quality. The approval, or disapproval of those products, will be made by the Engineer prior to allowing those product(s) or material(s) to be incorporated into the work.

J. Retainage by LGAs – The LGA for this contract will **NOT** retain any amount or percentage from progress payments or final estimates due the contractor.

Retainage by Contractors – Contractors are **NOT** permitted to retain any amount or percentage from monies due their subcontractors or material suppliers on federally funded projects except as permitted by Subarticle 109-4(B) of the *Standard Specifications*.

K. Traffic Control –The requirements of the *Manual on Uniform Traffic Control Devices (MUTCD)* – FHWA, as amended by the *NCDOT Supplement to MUTCD*, shall apply. Traffic Control, both vehicular and pedestrian, shall be maintained throughout the project as required by these specifications as modified by the project plans or special provisions.

MAKE THE FOLLOWING CHANGES TO THE NCDOT 2012 STANDARD SPECIFICATIONS:

1. *Article 102-1* - Delete this section in its entirety.
2. *Subarticle 102-8(B) Electronic Bids* – Delete this section in its entirety.
3. *Subarticle 102-10* – In line 7 of the first paragraph on page 1-18, “60” days shall be modified to “90” days.
4. *Subarticle 102-12(A)-Paper Bids* – In line 5 the reference to “Contract Officer” shall be changed to “Project Manager”.
5. *Subarticle 102-12(B) Electronic Bids* – Delete this section in its entirety.
6. *Subarticle 103-2(B) Electronic Bids* – Delete this section in its entirety.
7. *Subarticle 103-3(A)-Criteria for Withdrawal of Bid* – Modify the reference “G.S.136-28.1” to “G.S.143-129.1”. In that same subarticle under (5), in the line 28, modify “State Contract Officer” to “Project Manager”.
8. *Article 105-9 Construction Stakes, lines and Grades* - The Municipality will not set the stakes, lines or grades for this project.
9. *Article 107-5* – In line 12, change the word “entity” to “municipality”.
10. *Article 108-2* – Add the following requirement to this article after line 16 on page 1-65, “The municipality may add additional requirements as noted in the bid proposal”.
11. *Article 108-3* – Change “Division Engineer” in line 18, to “Project Manager”.
12. *Article 108-4* – Change “Resident Engineer” in line 26 to “Project Manager”.
13. *Article 109-8* – Delete this article in its entirety. Fuel Price Adjustments will not apply to this project.
14. *Article-620-4* - Delete line 3 through 27 on page 6-39. Asphalt Price Adjustments will not apply to this project.

EXHIBIT A - PROJECT SPECIAL PROVISIONS

GENERAL PROVISIONS

GENERAL

This contract is for CONSTRUCTION OF SIDEWALK, RETAINING WALLS, BOARDWALK, PEDESTRIAN SIGNALS, AND ASSOCIATED ITEMS ON (US 25) HENDERSONVILLE ROAD IN BUNCOMBE COUNTY.

All work and materials shall be in accordance with the provisions of the General Guidelines of this contract, the Project Special Provisions, the current edition of the North Carolina Department of Transportation Standard Specifications for Roads and Structures, the current edition of the North Carolina Department of Transportation Roadway Standards Drawings, the current NCDOT Superpave Manual, and the current edition of the Manual of Uniform Traffic Control Devices (MUTCD). The aforementioned manuals and specifications shall be made a part of and incorporated herein by reference.

The following is the link to the current edition of the NCDOT “Standard Specifications for Roads and Structures” and “Roadway Standard Drawings”

http://ncdot.org/doh/preconstruct/ps/specifications/specifications_provisions.html
http://ncdot.org/doh/preconstruct/ps/std_draw/06english/default.html

In addition to the above specifications, the Contractor shall apply and perform work relating to utilities per the requirements specified by the utility owners. These specifications are referenced herein and are made part of the contract. Copies of these details can be accessed at the links below.

City of Asheville (COA) water construction specifications and details manual (latest edition)
<http://www.ashevillenc.gov/Departments/Water.aspx>

Metropolitan Sewerage District of Buncombe County, NC, Construction Details
<http://www.msdbc.org/newdevelopment/constructdrawings.php>

The Contractor shall keep himself fully informed of all Federal, State and local laws, ordinances, and regulations, and shall comply with the provisions of Section 107 of the current edition of the Standard Specifications for Roads and Structures.

DIVISION LET CONTRACT PREQUALIFICATION:

(07-01-14)

SPD 01-410

Any firm that wishes to bid as a prime contractor shall be prequalified as a Bidder or PO Prime Contractor prior to submitting a bid. Information regarding prequalification can be found at:
<https://connect.ncdot.gov/business/Prequal/Pages/default.aspx>.

SITE INVESTIGATION AND REPRESENTATION:

(3-3-2014)

102-6

SPD 01-280

By signing the proposal documents, the Contractor acknowledges that:

- (A) He understands the nature of the work and general and local conditions, particularly those bearing on transportation;
- (B) He is familiar with the availability and cost of labor and materials;
- (C) He will to adhere to State regulations for safety and security of property, roads, and facilities;
- (D) He is able to prosecute the work in accordance with all applicable local, state and federal rules and regulations, and;
- (E) He has thoroughly investigated the project site(s).

Any failure on the part of the Contractor to acquaint himself with all available information shall not relieve him from the responsibility of any aspect of the contracting process. No adjustment in contract time or contract prices will be made due to the Contractor's negligence in familiarizing himself with the contract or project site(s).

NO MAJOR CONTRACT ITEMS:

(2-19-02) (Rev. 8-21-07)

104

SP1 G31

None of the items included in this contract will be major items.

CONTRACTOR CLAIM SUBMITTAL FORM:

(2-12-14)

104-3

SPD 01-440

If the Contractor elects to file a written claim or requests an extension of contract time, it shall be submitted on the *Contractor Claim Submittal Form (CCSF)* available through the Construction Unit or at <https://connect.ncdot.gov/projects/construction/Pages/Construction-Resources.aspx> as Form CCSF under Construction Forms.

Any claims for additional compensation and/or extensions of the completion date shall be submitted to the Division Engineer in writing, with detailed justification, prior to submitting the final invoice payment. Once an invoice is received and accepted that is marked as "Final", the Contractor shall be barred from recovery.

CONSTRUCTION STAKES, LINES AND GRADES:

11-19-2014 COA

105-9

SP

The Municipality will not set construction stakes, lines, and grades for this project, said activities shall be the contractor's responsibility. The cost of surveying and construction staking shall be incidental to the various pay items. There will be no separate payment for Construction Stakes,

Lines and Grades.

NIGHT OPERATIONS:

(3-3-14)

105-14

SPD 01-500

This contract is to be completed at night. Pavement markings and signal loop installation may be completed during the day at the Engineer's discretion.

PROGRESS SCHEDULE:

(2-19-14)

108-2

SPD 01-650

Provide a progress schedule in accordance with Article 108-2 of the *2012 Standard Specifications*.

PROSECUTION AND PROGRESS:

(3-16-10)

108

SPD 1-700

The Contractor shall pursue the work diligently with workmen in sufficient numbers, abilities, and supervision, and with equipment, materials, and methods as may be required to complete the work described in the contract by the completion date and in accordance with the *2012 Standard Specifications*.

The Contractor's operations are restricted to daylight hours. No work may be performed on Sundays and legal State holidays, unless otherwise approved by the Engineer. Work shall only be performed when weather and visibility conditions allow safe operations.

CONTRACT TIME AND LIQUIDATED DAMAGES:

(7-1-95) (Rev. 12-18-07)

108

SP1 G10 A

The date of availability for this contract is upon the execution and issuance of the "Notice to Proceed" to the Contractor.

The completion date for this contract is **365** days after the date of availability.

Except where otherwise provided by the contract, observation periods required by the contract will not be a part of the work to be completed by the completion date and/or intermediate contract times stated in the contract. The acceptable completion of the observation periods that extend beyond the final completion date shall be a part of the work covered by the performance and payment bonds.

The liquidated damages for this contract are **One Thousand Dollars (\$1,000.00)** per calendar day.

CONTRACT WORK HOURS:

(2-20-07) (COA REV 10.23.14)

108

SP1 G14 A

The Contractor shall complete the required work of installing, maintaining, and removing the traffic control devices for lane closures and restoring traffic to the existing traffic pattern. The Contractor **SHALL NOT CLOSE OR NARROW** a lane of traffic on (US 25) Hendersonville Road during the following time restrictions:

Monday – Sunday

[7a.m. to 7p.m.]

In addition, the Contractor shall not close or narrow a lane of traffic on (US 25) Hendersonville Road, detain and/or alter the traffic flow on or during holidays, holiday weekends, special events, or any other time when traffic is unusually heavy, including the following schedules:

HOLIDAY AND HOLIDAY WEEKEND LANE CLOSURE RESTRICTIONS

1. For an **unexpected occurrence** that creates unusually high traffic volumes, as directed by the *Engineer*.
2. For **New Year's Day**, between the hours of **[7 p.m.]** December 31st and **[7 p.m.]** January 2nd. If New Year's Day is on a Friday, Saturday, Sunday or Monday, then until **[7 p.m.]** the following Tuesday.
3. For **Easter**, between the hours of **[7 p.m.]** Thursday and **[7 p.m.]** Monday.
4. For **Memorial Day**, between the hours of **[7 p.m.]** Friday and **[7 p.m.]** Tuesday.
5. For **Independence Day**, between the hours of **[7 p.m.]** the day before Independence Day and **[7 p.m.]** the day after Independence Day.

If **Independence Day** is on a Friday, Saturday, Sunday or Monday, then between the hours of **[7 p.m.]** the Thursday before Independence Day and **[7 p.m.]** the Tuesday after Independence Day.

6. For Labor Day, between the hours of [7 p.m.] Friday and [7 p.m.] Tuesday.
7. For Thanksgiving Day, between the hours of [7 p.m.] Tuesday and [7 p.m.] Monday.
8. For Christmas, between the hours of [7 p.m.] the Friday before the week of Christmas Day and [7 p.m.] the following Tuesday after the week of Christmas Day.

Holidays and holiday weekends shall include New Year's, Easter, Memorial Day, Independence Day, Labor Day, Thanksgiving, and Christmas. The Contractor shall schedule his work so that lane closures will not be required during these periods, unless otherwise directed by the Engineer. **Liquidated damages charged to the contractor for lane closures outside of the prescribed periods above shall be to the sum of \$1000 per hour.**

PROSECUTION OF WORK:

(7-1-95) (Rev. 8-21-12)

108

SP1 G15R

The Contractor will be required to prosecute the work in a continuous and uninterrupted manner from the time he begins the work until completion and final acceptance of the project. The Contractor will not be permitted to suspend his operations except for reasons beyond his control or except where the Engineer has authorized a suspension of the Contractor's operations in writing.

In the event that the Contractor's operations are suspended in violation of the above provisions, the sum of **\$1,000.00** will be charged the Contractor for each and every calendar day that such suspension takes place. The said amount is hereby agreed upon as liquidated damages due to extra engineering and maintenance costs and due to increased public hazard resulting from a suspension of the work. Liquidated damages chargeable due to suspension of the work will be additional to any liquidated damages that may become chargeable due to failure to complete the work on time.

DELAY IN RIGHT OF ENTRY:

(7-1-95) (Rev. 7-15-14)

108

SP1 G22

The Contractor will not be allowed right of entry to the following parcel(s) prior to the listed date(s) unless otherwise permitted by the Engineer.

<u>Parcel No.</u>	<u>Property Owner</u>	<u>Date</u>
PIN 9655-25-4974	Skyland Town Center Investors, LLC	July 1, 2015
PIN 9655-28-0036	Hawthorne-Midway Turtle Creek, LLC	July 1, 2015

SPECIALTY ITEMS:

(7-1-95)(Rev. 1-17-12)

108-6

SP1 G37

Items listed below will be the specialty items for this contract (see Article 108-6 of the *2012 Standard Specifications*).

<u>Item #</u>	<u>Description</u>
34 thru 41	Pavement Markings
53	Pedestrian Boardwalk
56 thru 57	Soil Nail Retaining Wall
58 thru 59	Soil Nail Testing
60 thru 75	Signals/ITS System

DISADVANTAGED BUSINESS ENTERPRISE (LOCAL GOVERNMENT AGENCIES):

(10-16-07)(Rev.12-17-13)

102-15(J)

SP1 G63

Description

The purpose of this Special Provision is to carry out the U.S. Department of Transportation's policy of ensuring nondiscrimination in the award and administration of contracts financed in whole or in part with Federal funds. This provision is guided by 49 CFR Part 26.

Definitions

Additional DBE Subcontractors - Any DBE submitted at the time of bid that will not be used to meet the DBE goal. No submittal of a Letter of Intent is required.

Committed DBE Subcontractor - Any DBE submitted at the time of bid that is being used to meet the DBE goal by submission of a Letter of Intent. Or any DBE used as a replacement for a previously committed DBE firm.

Contract Goal Requirement - The approved DBE participation at time of award, but not greater than the advertised contract goal.

DBE Goal - A portion of the total contract, expressed as a percentage, that is to be performed by committed DBE subcontractor(s).

Disadvantaged Business Enterprise (DBE) - A firm certified as a Disadvantaged Business Enterprise through the North Carolina Unified Certification Program.

Goal Confirmation Letter - Written documentation from the City of Asheville to the bidder confirming the Contractor's approved, committed DBE participation along with a listing of the committed DBE firms.

Local Government Agencies (LGA) - The entity letting the contract.

Manufacturer - A firm that operates or maintains a factory or establishment that produces on the premises, the materials or supplies obtained by the Contractor.

Regular Dealer - A firm that owns, operates, or maintains a store, warehouse, or other establishment in which the materials or supplies required for the performance of the contract are bought, kept in stock, and regularly sold to the public in the usual course of business. A regular dealer engages in, as its principal business and in its own name, the purchase and sale or lease of the products in question. A regular dealer in such bulk items as steel, cement, gravel, stone, and petroleum products need not keep such products in stock, if it owns and operates distribution equipment for the products. Brokers and packagers are not regarded as manufacturers or regular dealers within the meaning of this section.

North Carolina Unified Certification Program (NCUCP) - A program that provides comprehensive services and information to applicants for DBE certification, such that an applicant is required to apply only once for a DBE certification that will be honored by all recipients of

USDOT funds in the state and not limited to the Department of Transportation only. The Certification Program is in accordance with 49 CFR Part 26.

Standard Specifications - The general term comprising all directions, provisions, and requirements contained or referred to in the *North Carolina Department of Transportation Standard Specifications for Roads and Structures* and any subsequent revisions or additions to such book.

United States Department of Transportation (USDOT) - Federal agency responsible for issuing regulations (49 CFR Part 26) and official guidance for the DBE program.

Forms and Websites Referenced in this Provision

DBE Payment Tracking System - On-line system in which the Contractor enters the payments made to DBE subcontractors who have performed work on the project.
<https://apps.dot.state.nc.us/Vendor/PaymentTracking/>

DBE-IS Subcontractor Payment Information - Form for reporting the payments made to all DBE firms working on the project. This form is for paper bid projects only.
<http://www.ncdot.org/doh/forms/files/DBE-IS.xls>

RF-1 DBE Replacement Request Form - Form for replacing a committed DBE.
<http://connect.ncdot.gov/projects/construction/Construction%20Forms/DBE%20MBE%20WBE%20Replacement%20Request%20Form.pdf>

SAF Subcontract Approval Form - Form required for approval to sublet the contract.
<http://connect.ncdot.gov/projects/construction/Construction%20Forms/Subcontract%20Approval%20Form%20Rev.%202012.zip>

JC-1 Joint Check Notification Form - Form and procedures for joint check notification. The form acts as a written joint check agreement among the parties providing full and prompt disclosure of the expected use of joint checks.
<http://connect.ncdot.gov/projects/construction/Construction%20Forms/Joint%20Check%20Notification%20Form.pdf>

Letter of Intent - Form signed by the Contractor and the DBE subcontractor, manufacturer or regular dealer that affirms that a portion of said contract is going to be performed by the signed DBE for the amount listed at the time of bid.
<http://connect.ncdot.gov/letting/LetCentral/Letter%20of%20Intent%20to%20Perform%20as%20a%20Subcontractor.pdf>

Listing of DBE Subcontractors Form - Form for entering DBE subcontractors on a project that will meet this DBE goal. This form is for paper bids only.
[http://connect.ncdot.gov/municipalities/Bid%20Proposals%20for%20LGA%20Content/08%20DBE%20Subcontractors%20\(Federal\).doc](http://connect.ncdot.gov/municipalities/Bid%20Proposals%20for%20LGA%20Content/08%20DBE%20Subcontractors%20(Federal).doc)

Subcontractor Quote Comparison Sheet - Spreadsheet for showing all subcontractor quotes in the work areas where DBEs quoted on the project. This sheet is submitted with good faith effort

packages.

<http://connect.ncdot.gov/business/SmallBusiness/Documents/DBE%20Subcontractor%20Quote%20Comparison%20Example.xls>

DBE Goal

The following DBE goal for participation by Disadvantaged Business Enterprises is established for this contract:

Disadvantaged Business Enterprises **[11.0]** %

- (A) *If the DBE goal is more than zero*, the Contractor shall exercise all necessary and reasonable steps to ensure that DBEs participate in at least the percent of the contract as set forth above as the DBE goal.
- (B) *If the DBE goal is zero*, the Contractor shall make an effort to recruit and use DBEs during the performance of the contract. Any DBE participation obtained shall be reported to the City of Asheville.

Directory of Transportation Firms (Directory)

Real-time information is available about firms doing business with the NCDOT and firms that are certified through NCUCP in the Directory of Transportation Firms. Only firms identified in the Directory as DBE certified shall be used to meet the DBE goal. The Directory can be found at the following link. <https://partner.ncdot.gov/VendorDirectory/default.html>

The listing of an individual firm in the directory shall not be construed as an endorsement of the firm's capability to perform certain work.

Listing of DBE Subcontractors

At the time of bid, bidders shall submit all DBE participation that they anticipate to use during the life of the contract. Only those identified to meet the DBE goal will be considered committed, even though the listing shall include both committed DBE subcontractors and additional DBE subcontractors. Additional DBE subcontractor participation submitted at the time of bid will be used toward the overall race-neutral goal. Only those firms with current DBE certification at the time of bid opening will be acceptable for listing in the bidder's submittal of DBE participation. The Contractor shall indicate the following required information:

- (A) *If the DBE goal is more than zero*,
- (1) Bidders, at the time the bid proposal is submitted, shall submit a listing of DBE participation, including the names and addresses on *Listing of DBE Subcontractors* contained elsewhere in the contract documents in order for the bid to be considered responsive. Bidders shall indicate the total dollar value of the DBE participation for the contract.

- (2) If bidders have no DBE participation, they shall indicate this on the *Listing of DBE Subcontractors* by entering the word “None” or the number “0.” This form shall be completed in its entirety. **Blank forms will not be deemed to represent zero participation. Bids submitted that do not have DBE participation indicated on the appropriate form will not be read publicly during the opening of bids. The City of Asheville will not consider these bids for award and the proposal will be rejected.**
- (3) The bidder shall be responsible for ensuring that the DBE is certified at the time of bid by checking the Directory of Transportation Firms. If the firm is not certified at the time of the bid-letting, that DBE’s participation will not count towards achieving the DBE goal.
- (B) *If the DBE goal is zero*, entries on the *Listing of DBE Subcontractors* are not required, however any DBE participation that is achieved during the project shall be reported in accordance with requirements contained elsewhere in the special provision.

DBE Prime Contractor

When a certified DBE firm bids on a contract that contains a DBE goal, the DBE firm is responsible for meeting the goal or making good faith efforts to meet the goal, just like any other bidder. In most cases, a DBE bidder on a contract will meet the DBE goal by virtue of the work it performs on the contract with its own forces. However, all the work that is performed by the DBE bidder and any other DBE subcontractors will count toward the DBE goal. The DBE bidder shall list itself along with any DBE subcontractors, if any, in order to receive credit toward the DBE goal.

For example, if the DBE goal is 45% and the DBE bidder will only perform 40% of the contract work, the prime will list itself at 40%, and the additional 5% shall be obtained through additional DBE participation with DBE subcontractors or documented through a good faith effort.

DBE prime contractors shall also follow Sections A or B listed under *Listing of DBE Subcontractor* just as a non-DBE bidder would.

Written Documentation – Letter of Intent

The bidder shall submit written documentation for each DBE that will be used to meet the DBE goal of the contract, indicating the bidder’s commitment to use the DBE in the contract. This documentation shall be submitted on the NCDOT’s form titled *Letter of Intent*.

The documentation shall be received in the office of the Project Manager no later than 12:00 noon of the sixth calendar day following opening of bids, unless the sixth day falls on Saturday, Sunday or an official state holiday. In that situation, it is due in the office of the Project Manager no later than 12:00 noon on the next official state business day.

If the bidder fails to submit the Letter of Intent from each committed DBE to be used toward the DBE goal, or if the form is incomplete (i.e. both signatures are not present), the DBE

participation will not count toward meeting the DBE goal. If the lack of this participation drops the commitment below the DBE goal, the Contractor shall submit evidence of good faith efforts, completed in its entirety, to the Project Manager no later than 12:00 noon on the eighth calendar day following opening of bids, unless the eighth day falls on Saturday, Sunday or an official state holiday. In that situation, it is due in the office of the Project Manager no later than 12:00 noon on the next official state business day.

Submission of Good Faith Effort

If the bidder fails to meet or exceed the DBE goal, the apparent lowest responsive bidder shall submit to the City of Asheville documentation of adequate good faith efforts made to reach the DBE goal.

One complete set and (3) copies of this information shall be received in the office of the (Project Manager) no later than 12:00 noon of the sixth calendar day following opening of bids, unless the sixth day falls on Saturday, Sunday or an official state holiday. In that situation, it is due in the office of the (Project Manager) no later than 12:00 noon on the next official state business day.

Note: Where the information submitted includes repetitious solicitation letters, it will be acceptable to submit a representative letter along with a distribution list of the firms that were solicited. Documentation of DBE quotations shall be a part of the good faith effort submittal. This documentation may include written subcontractor quotations, telephone log notations of verbal quotations, or other types of quotation documentation.

Consideration of Good Faith Effort for Projects with DBE Goals More Than Zero

Adequate good faith efforts mean that the bidder took all necessary and reasonable steps to achieve the goal which, by their scope, intensity, and appropriateness, could reasonably be expected to obtain sufficient DBE participation. Adequate good faith efforts also mean that the bidder actively and aggressively sought DBE participation. Mere *pro forma* efforts are not considered good faith efforts.

The City of Asheville will consider the quality, quantity, and intensity of the different kinds of efforts a bidder has made. Listed below are examples of the types of actions a bidder will take in making a good faith effort to meet the goal and are not intended to be exclusive or exhaustive, nor is it intended to be a mandatory checklist.

- (A) Soliciting through all reasonable and available means (e.g. attendance at pre-bid meetings, advertising, written notices, use of verifiable electronic means through the use of the NCDOT Directory of Transportation Firms) the interest of all certified DBEs who have the capability to perform the work of the contract. The bidder must solicit this interest within at least 10 days prior to bid opening to allow the DBEs to respond to the solicitation. Solicitation shall provide the opportunity to DBEs within the Division and surrounding Divisions where the project is located. The bidder must determine with certainty if the DBEs are interested by taking appropriate steps to follow up initial solicitations.

- (B) Selecting portions of the work to be performed by DBEs in order to increase the likelihood that the DBE goals will be achieved.
 - (1) Where appropriate, break out contract work items into economically feasible units to facilitate DBE participation, even when the prime contractor might otherwise prefer to perform these work items with its own forces.
 - (2) Negotiate with subcontractors to assume part of the responsibility to meet the contract DBE goal when the work to be sublet includes potential for DBE participation (2nd and 3rd tier subcontractors).
- (C) Providing interested DBEs with adequate information about the plans, specifications, and requirements of the contract in a timely manner to assist them in responding to a solicitation.
- (D)
 - (1) Negotiating in good faith with interested DBEs. It is the bidder's responsibility to make a portion of the work available to DBE subcontractors and suppliers and to select those portions of the work or material needs consistent with the available DBE subcontractors and suppliers, so as to facilitate DBE participation. Evidence of such negotiation includes the names, addresses, and telephone numbers of DBEs that were considered; a description of the information provided regarding the plans and specifications for the work selected for subcontracting; and evidence as to why additional agreements could not be reached for DBEs to perform the work.
 - (2) A bidder using good business judgment would consider a number of factors in negotiating with subcontractors, including DBE subcontractors, and would take a firm's price and capabilities as well as contract goals into consideration. However, the fact that there may be some additional costs involved in finding and using DBEs is not in itself sufficient reason for a bidder's failure to meet the contract DBE goal, as long as such costs are reasonable. Also, the ability or desire of a prime contractor to perform the work of a contract with its own organization does not relieve the bidder of the responsibility to make good faith efforts. Bidding contractors are not, however, required to accept higher quotes from DBEs if the price difference is excessive or unreasonable.
- (E) Not rejecting DBEs as being unqualified without sound reasons based on a thorough investigation of their capabilities. The bidder's standing within its industry, membership in specific groups, organizations, or associates and political or social affiliations (for example, union vs. non-union employee status) are not legitimate causes for the rejection or non-solicitation of bids in the bidder's efforts to meet the project goal.
- (F) Making efforts to assist interested DBEs in obtaining bonding, lines of credit, or insurance as required by the recipient or bidder.
- (G) Making efforts to assist interested DBEs in obtaining necessary equipment, supplies, materials, or related assistance or services.
- (H) Effectively using the services of available minority/women community organizations;

minority/women contractors' groups; Federal, State, and local minority/women business assistance offices; and other organizations as allowed on a case-by-case basis to provide assistance in the recruitment and placement of DBEs. Contact within 7 days from the bid opening NCDOT's Business Development Manager in the Business Opportunity and Work Force Development Unit to give notification of the bidder's inability to get DBE quotes.

- (I) Any other evidence that the bidder submits which shows that the bidder has made reasonable good faith efforts to meet the DBE goal.

In addition, the City of Asheville may take into account the following:

- (1) Whether the bidder's documentation reflects a clear and realistic plan for achieving the DBE goal.
- (2) The bidders' past performance in meeting the DBE goals.
- (3) The performance of other bidders in meeting the DBE goal. For example, when the apparent successful bidder fails to meet the DBE goal, but others meet it, you may reasonably raise the question of whether, with additional reasonable efforts the apparent successful bidder could have met the goal. If the apparent successful bidder fails to meet the DBE goal, but meets or exceeds the average DBE participation obtained by other bidders, The City of Asheville may view this, in conjunction with other factors, as evidence of the apparent successful bidder having made a good faith effort.

If The City of Asheville does not award the contract to the apparent lowest responsive bidder, The City of Asheville reserves the right to award the contract to the next lowest responsive bidder that can satisfy to The City of Asheville that the DBE goal can be met or that an adequate good faith effort has been made to meet the DBE goal.

Non-Good Faith Appeal

The Project Manager will notify the contractor verbally and in writing of non-good faith. A contractor may appeal a determination of non-good faith made by the Goal Compliance Committee. If a contractor wishes to appeal the determination made by the Committee, they shall provide written notification to the Project Manager. The appeal shall be made within 2 business days of notification of the determination of non-good faith.

Counting DBE Participation toward Meeting DBE Goal

- (A) Participation

The total dollar value of the participation by a committed DBE will be counted toward the contract goal requirement. The total dollar value of participation by a committed DBE will be based upon the value of work actually performed by the DBE and the actual payments to DBE firms by the Contractor.

(B) Joint Checks

Prior notification of joint check use shall be required when counting DBE participation for services or purchases that involves the use of a joint check. Notification shall be through submission of Form JC-1 (*Joint Check Notification Form*) and the use of joint checks shall be in accordance with the NCDOT's Joint Check Procedures.

(C) Subcontracts (Non-Trucking)

A DBE may enter into subcontracts. Work that a DBE subcontracts to another DBE firm may be counted toward the contract goal requirement. Work that a DBE subcontracts to a non-DBE firm does not count toward the contract goal requirement. If a DBE contractor or subcontractor subcontracts a significantly greater portion of the work of the contract than would be expected on the basis of standard industry practices, it shall be presumed that the DBE is not performing a commercially useful function. The DBE may present evidence to rebut this presumption to The City of Asheville. The City of Asheville's decision on the rebuttal of this presumption is subject to review by the Federal Highway Administration but is not administratively appealable to USDOT.

(D) Joint Venture

When a DBE performs as a participant in a joint venture, the Contractor may count toward its contract goal requirement a portion of the total value of participation with the DBE in the joint venture, that portion of the total dollar value being a distinct clearly defined portion of work that the DBE performs with its forces.

(E) Suppliers

A contractor may count toward its DBE requirement 60 percent of its expenditures for materials and supplies required to complete the contract and obtained from a DBE regular dealer and 100 percent of such expenditures from a DBE manufacturer.

(F) Manufacturers and Regular Dealers

A contractor may count toward its DBE requirement the following expenditures to DBE firms that are not manufacturers or regular dealers:

- (1) The fees or commissions charged by a DBE firm for providing a *bona fide* service, such as professional, technical, consultant, or managerial services, or for providing bonds or insurance specifically required for the performance of a DOT-assisted contract, provided the fees or commissions are determined to be reasonable and not excessive as compared with fees and commissions customarily allowed for similar services.
- (2) With respect to materials or supplies purchased from a DBE, which is neither a manufacturer nor a regular dealer, count the entire amount of fees or

commissions charged for assistance in the procurement of the materials and supplies, or fees or transportation charges for the delivery of materials or supplies required on a job site (but not the cost of the materials and supplies themselves), provided the fees are determined to be reasonable and not excessive as compared with fees customarily allowed for similar services.

Commercially Useful Function

(A) DBE Utilization

The Contractor may count toward its contract goal requirement only expenditures to DBEs that perform a commercially useful function in the work of a contract. A DBE performs a commercially useful function when it is responsible for execution of the work of the contract and is carrying out its responsibilities by actually performing, managing, and supervising the work involved. To perform a commercially useful function, the DBE shall also be responsible with respect to materials and supplies used on the contract, for negotiating price, determining quality and quantity, ordering the material and installing (where applicable) and paying for the material itself. To determine whether a DBE is performing a commercially useful function, The City of Asheville will evaluate the amount of work subcontracted, industry practices, whether the amount the firm is to be paid under the contract is commensurate with the work it is actually performing and the DBE credit claimed for its performance of the work, and any other relevant factors.

(B) DBE Utilization in Trucking

The following factors will be used to determine if a DBE trucking firm is performing a commercially useful function:

- (1) The DBE shall be responsible for the management and supervision of the entire trucking operation for which it is responsible on a particular contract, and there shall not be a contrived arrangement for the purpose of meeting DBE goals.
- (2) The DBE shall itself own and operate at least one fully licensed, insured, and operational truck used on the contract.
- (3) The DBE receives credit for the total value of the transportation services it provides on the contract using trucks it owns, insures, and operates using drivers it employs.
- (4) The DBE may subcontract the work to another DBE firm, including an owner-operator who is certified as a DBE. The DBE who subcontracts work to another DBE receives credit for the total value of the transportation services the subcontracted DBE provides on the contract.
- (5) The DBE may also subcontract the work to a non-DBE firm, including from an owner-operator. The DBE who subcontracts the work to a non-DBE is entitled to credit for the total value of transportation services provided by the non-DBE subcontractor not to exceed the value of transportation services

provided by DBE-owned trucks on the contract. Additional participation by non-DBE subcontractors receives credit only for the fee or commission it receives as a result of the subcontract arrangement. The value of services performed under subcontract agreements between the DBE and the Contractor will not count towards the DBE contract requirement.

- (6) A DBE may lease truck(s) from an established equipment leasing business open to the general public. The lease must indicate that the DBE has exclusive use of and control over the truck. This requirement does not preclude the leased truck from working for others during the term of the lease with the consent of the DBE, so long as the lease gives the DBE absolute priority for use of the leased truck. This type of lease may count toward the DBE's credit as long as the driver is under the DBE's payroll.
- (7) Subcontracted/leased trucks shall display clearly on the dashboard the name of the DBE that they are subcontracted/leased to and their own company name if it is not identified on the truck itself. Magnetic door signs are not permitted.

DBE Replacement

When a Contractor has relied on a commitment to a DBE firm (or an approved substitute DBE firm) to meet all or part of a contract goal requirement, the contractor shall not terminate the DBE for convenience. This includes, but is not limited to, instances in which the Contractor seeks to perform the work of the terminated subcontractor with another DBE subcontractor, a non-DBE subcontractor, or with the Contractor's own forces or those of an affiliate. A DBE may only be terminated after receiving the Project Manager's written approval based upon a finding of good cause for the termination.

All requests for replacement of a committed DBE firm shall be submitted to the Project Manager for approval on Form RF-1 (*DBE Replacement Request*). If the Contractor fails to follow this procedure, the Contractor may be disqualified from further bidding for a period of up to 6 months.

The Contractor shall comply with the following for replacement of a committed DBE:

(A) Performance Related Replacement

When a committed DBE is terminated for good cause as stated above, an additional DBE that was submitted at the time of bid may be used to fulfill the DBE commitment. A good faith effort will only be required for removing a committed DBE if there were no additional DBEs submitted at the time of bid to cover the same amount of work as the DBE that was terminated.

If a replacement DBE is not found that can perform at least the same amount of work as the terminated DBE, the Contractor shall submit a good faith effort documenting the steps taken. Such documentation shall include, but not be limited to, the following:

- (1) Copies of written notification to DBEs that their interest is solicited in contracting the work defaulted by the previous DBE or in subcontracting other items of work in the contract.
 - (2) Efforts to negotiate with DBEs for specific subbids including, at a minimum:
 - (a) The names, addresses, and telephone numbers of DBEs who were contacted.
 - (b) A description of the information provided to DBEs regarding the plans and specifications for portions of the work to be performed.
 - (3) A list of reasons why DBE quotes were not accepted.
 - (4) Efforts made to assist the DBEs contacted, if needed, in obtaining bonding or insurance required by the Contractor.
- (B) Decertification Replacement
- (1) When a committed DBE is decertified by the NCDOT after the SAF (*Subcontract Approval Form*) has been received by the City of Asheville, the City of Asheville will not require the Contractor to solicit replacement DBE participation equal to the remaining work to be performed by the decertified firm. The participation equal to the remaining work performed by the decertified firm will count toward the contract goal requirement.
 - (2) When a committed DBE is decertified prior to the The City of Asheville receiving the SAF (*Subcontract Approval Form*) for the named DBE firm, the Contractor shall take all necessary and reasonable steps to replace the DBE subcontractor with another DBE subcontractor to perform at least the same amount of work to meet the DBE goal requirement. If a DBE firm is not found to do the same amount of work, a good faith effort must be submitted to Project Manager (see A herein for required documentation).

Changes in the Work

When the Project Manager makes changes that result in the reduction or elimination of work to be performed by a committed DBE, the Contractor will not be required to seek additional participation. When the Project Manager makes changes that result in additional work to be performed by a DBE based upon the Contractor's commitment, the DBE shall participate in additional work to the same extent as the DBE participated in the original contract work.

When the Project Manager makes changes that result in extra work, which has more than a minimal impact on the contract amount, the Contractor shall seek additional participation by DBEs unless otherwise approved by the Project Manager.

When the Project Manager makes changes that result in an alteration of plans or details of construction, and a portion or all of the work had been expected to be performed by a committed DBE, the Contractor shall seek participation by DBEs unless otherwise approved by the Project

Manager.

When the Contractor requests changes in the work that result in the reduction or elimination of work that the Contractor committed to be performed by a DBE, the Contractor shall seek additional participation by DBEs equal to the reduced DBE participation caused by the changes.

Reports and Documentation

A SAF (*Subcontract Approval Form*) shall be submitted for all work which is to be performed by a DBE subcontractor. The City of Asheville reserves the right to require copies of actual subcontract agreements involving DBE subcontractors.

When using transportation services to meet the contract commitment, the Contractor shall submit a proposed trucking plan in addition to the SAF. The plan shall be submitted prior to beginning construction on the project. The plan shall include the names of all trucking firms proposed for use, their certification type(s), the number of trucks owned by the firm, as well as the individual truck identification numbers, and the line item(s) being performed.

Within 30 calendar days of entering into an agreement with a DBE for materials, supplies or services, not otherwise documented by the SAF as specified above, the Contractor shall furnish the Project Manager a copy of the agreement. The documentation shall also indicate the percentage (60% or 100%) of expenditures claimed for DBE credit.

Reporting Disadvantaged Business Enterprise Participation

The Contractor shall provide the Project Manager with an accounting of payments made to all DBE firms, including material suppliers and contractors at all levels (prime, subcontractor, or second tier subcontractor). This accounting shall be furnished to the Project Manager for any given month by the end of the following month. Failure to submit this information accordingly may result in the following action:

- (A) Withholding of money due in the next partial pay estimate; or
- (B) Removal of an approved contractor from the prequalified bidders' list or the removal of other entities from the approved subcontractors list. (LGA may add to, change or delete this section.)

While each contractor (prime, subcontractor, 2nd tier subcontractor) is responsible for accurate accounting of payments to DBEs, it shall be the prime contractor's responsibility to report all monthly and final payment information in the correct reporting manner.

Failure on the part of the Contractor to submit the required information in the time frame specified may result in the disqualification of that contractor and any affiliate companies from further bidding until the required information is submitted.

Failure on the part of any subcontractor to submit the required information in the time frame specified may result in the disqualification of that contractor and any affiliate companies from

being approved for work on future projects until the required information is submitted.

Contractors reporting transportation services provided by non-DBE lessees shall evaluate the value of services provided during the month of the reporting period only.

At any time, the Project Manager can request written verification of subcontractor payments.

The Contractor shall report the accounting of payments on the NCDOT's DBE-IS (*Subcontractor Payment Information*) with each invoice. Invoices will not be processed for payment until the DBE-IS is received.

Failure to Meet Contract Requirements

Failure to meet contract requirements in accordance with Subarticle 102-15(J) of the *2012 Standard Specifications* may be cause to disqualify the Contractor.

CERTIFICATION FOR FEDERAL-AID CONTRACTS:

(3-21-90)

SP1 G85

The prospective participant certifies, by signing and submitting this bid or proposal, to the best of his or her knowledge and belief, that:

- (A) No Federal appropriated funds have been paid or will be paid, by or on behalf of the undersigned, to any person for influencing or attempting to influence an officer or employee of any Federal agency, a Member of Congress, an officer or employee of Congress, or an employee of a Member of Congress in connection with the awarding of any Federal contract, the making of any Federal grant, the making of any Federal loan, the entering into of any cooperative agreement, and the extension, continuation, renewal, amendment, or modification of any Federal contract, grant, loan, or cooperative agreement.
- (B) If any funds other than Federal appropriated funds have been paid or will be paid to any person for influencing or attempting to influence an officer or employee of any Federal agency, a Member of Congress, an officer or employee of Congress, or an employee of a Member of Congress in connection with this Federal contract, grant, loan, or cooperative agreement, the undersigned shall complete and submit Standard Form-LLL, *Disclosure Form to Report Lobbying*, in accordance with its instructions.

This certification is a material representation of fact upon which reliance was placed when this transaction was made or entered into. Submission of this certification is a prerequisite for making or entering into this transaction imposed by *Section 1352, Title 31, U.S. Code*. Any person who fails to file the required certification shall be subject to a civil penalty of not less than \$10,000 and not more than \$100,000 for each such failure.

The prospective participant also agrees by submitting his or her bid or proposal that he or she shall require that the language of this certification be included in all lower tier subcontracts, which

exceed \$100,000 and that all such subrecipients shall certify and disclose accordingly.

U.S. DEPARTMENT OF TRANSPORTATION HOTLINE:

(11-22-94)

108-5

SP1 G100

To report bid rigging activities call: **1-800-424-9071**

The U.S. Department of Transportation (DOT) operates the above toll-free hotline Monday through Friday, 8:00 a.m. to 5:00 p.m. eastern time. Anyone with knowledge of possible bid rigging, bidder collusion, or other fraudulent activities should use the hotline to report such activities.

The hotline is part of the DOT's continuing effort to identify and investigate highway construction contract fraud and abuse is operated under the direction of the DOT Inspector General. All information will be treated confidentially and caller anonymity will be respected.

SUBSURFACE INFORMATION:

(7-1-95)

450

SP1 G112 A

There is **no** subsurface information available on this project. The Contractor shall make his own investigation of subsurface conditions.

LOCATING EXISTING UNDERGROUND UTILITIES:

(3-20-12)

105

SP1 G115

Revise the *2012 Standard Specifications* as follows:

Page 1-43, Article 105-8, line 28, after the first sentence, add the following:

Identify excavation locations by means of pre-marking with white paint, flags, or stakes or provide a specific written description of the location in the locate request.

RESOURCE CONSERVATION:

(5-21-13)

104-13

SP1 G118

In accordance with North Carolina Executive Order 156, NCGS 130A-309.14(2), and NCGS 136-28.8, it is the policy of the Department to aid in the reduction of materials that become a part of our solid waste stream, to divert materials from landfills, and to find ways to recycle and reuse materials for the benefit of the Citizens of North Carolina.

Initiate, develop and use products and construction methods that incorporate the use of recycled or solid waste products in accordance with Article 104-13 of the *2012 Standard Specifications*. Report the quantities of reused or recycled materials either incorporated in the project or diverted from landfills on the Project Construction Reuse and Recycling Reporting Form.

A location-based tool for finding local recycling facilities and the Project Construction Reuse and Recycling Reporting Form are available at:

<http://connect.ncdot.gov/resources/Environmental/Pages/North-Carolina-Recycling-Locations.aspx>

DOMESTIC STEEL:

(4-16-13)

106

SP1 G120

Revise the *2012 Standard Specifications* as follows:

Page 1-49, Subarticle 106-1(B) Domestic Steel, lines 2-7, replace the first paragraph with the following:

All steel and iron products that are permanently incorporated into this project shall be produced in the United States except minimal amounts of foreign steel and iron products may be used provided the combined material cost of the items involved does not exceed 0.1% of the total amount bid for the entire project or \$2,500, whichever is greater. If invoices showing the cost of the material are not provided, the amount of the bid item involving the foreign material will be used for calculations. This minimal amount of foreign produced steel and iron products permitted for use is not applicable to high strength fasteners. Domestically produced high strength fasteners are required.

MAINTENANCE OF THE PROJECT:

(11-20-07) (Rev. 1-17-12)

104-10

SP1 G125

Revise the *2012 Standard Specifications* as follows:

Page 1-35, Article 104-10 Maintenance of the Project, line 25, add the following after the first sentence of the first paragraph:

All guardrail/guiderail within the project limits shall be included in this maintenance.

Page 1-35, Article 104-10 Maintenance of the Project, line 30, add the following as the last sentence of the first paragraph:

The Contractor shall perform weekly inspections of guardrail and guiderail and shall report damages to the Engineer on the same day of the weekly inspection. *Where damaged guardrail or guiderail is repaired or replaced as a result of maintaining the project in accordance with this article, such repair or replacement shall be performed within 7 consecutive calendar days of such inspection report.*

Page 1-35, Article 104-10 Maintenance of the Project, lines 42-44, replace the last sentence of the last paragraph with the following:

The Contractor will not be directly compensated for any maintenance operations necessary,

except for maintenance of guardrail/guiderail, as this work will be considered incidental to the work covered by the various contract items. The provisions of Article 104-7, Extra Work, and Article 104-8, Compensation and Record Keeping will apply to authorized maintenance of guardrail/guiderail. Performance of weekly inspections of guardrail/guiderail, and the damage reports required as described above, will be considered to be an incidental part of the work being paid for by the various contract items.

COOPERATION BETWEEN CONTRACTORS:

(7-1-95)

105-7

SP1 G133

The Contractor's attention is directed to Article 105-7 of the *2012 Standard Specifications*.

The Contractor on this project shall cooperate with Contractor's working within or adjacent to the limits of this project to the extent that the work can be carried out to the best advantage of all concerned.

GIFTS FROM VENDORS AND CONTRACTORS:

(12-15-09)

107-1

SP1 G152

By Executive Order 24, issued by Governor Perdue, and *N.C.G.S. § 133-32*, it is unlawful for any vendor or contractor (i.e. architect, bidder, contractor, construction manager, design professional, engineer, landlord, offeror, seller, subcontractor, supplier, or vendor), to make gifts or to give favors to any State employee of the Governor's Cabinet Agencies (i.e. Administration, Commerce, Correction, Crime Control and Public Safety, Cultural Resources, Environment and Natural Resources, Health and Human Services, Juvenile Justice and Delinquency Prevention, Revenue, Transportation, and the Office of the Governor). This prohibition covers those vendors and contractors who:

- (A) Have a contract with a governmental agency; or
- (B) Have performed under such a contract within the past year; or
- (C) Anticipate bidding on such a contract in the future.

For additional information regarding the specific requirements and exemptions, vendors and contractors are encouraged to review Executive Order 24 and *N.C.G.S. § 133-32*.

Executive Order 24 also encouraged and invited other State Agencies to implement the requirements and prohibitions of the Executive Order to their agencies. Vendors and contractors should contact other State Agencies to determine if those agencies have adopted Executive Order 24.

LIABILITY INSURANCE:

(5-20-14) (COA 12-1-14)

SP1 G160

Revise the *2012 Standard Specifications* as follows:

Page 1-60, Article 107-15 LIABILITY INSURANCE, line 16, add the following as the second sentence of the third paragraph:

Prior to beginning services, all contractors shall provide proof of coverage issued by a workers' compensation insurance carrier, or a certificate of compliance issued by the Department of Insurance for self-insured subcontractors, irrespective of whether having regularly in service fewer than three employees.

EROSION AND SEDIMENT CONTROL/STORMWATER CERTIFICATION:

(1-16-07) (Rev 9-18-12)

105-16, 225-2, 16

SP1 G180

General

Schedule and conduct construction activities in a manner that will minimize soil erosion and the resulting sedimentation and turbidity of surface waters. Comply with the requirements herein regardless of whether or not a National Pollution discharge Elimination System (NPDES) permit for the work is required.

Establish a chain of responsibility for operations and subcontractors' operations to ensure that the *Erosion and Sediment Control/Stormwater Pollution Prevention Plan* is implemented and maintained over the life of the contract.

- (A) *Certified Supervisor* - Provide a certified Erosion and Sediment Control/Stormwater Supervisor to manage the Contractor and subcontractor operations, insure compliance with Federal, State and Local ordinances and regulations, and manage the Quality Control Program.
- (B) *Certified Foreman* - Provide a certified, trained foreman for each construction operation that increases the potential for soil erosion or the possible sedimentation and turbidity of surface waters.
- (C) *Certified Installer* - Provide a certified installer to install or direct the installation for erosion or sediment/stormwater control practices.
- (D) *Certified Designer* - Provide a certified designer for the design of the erosion and sediment control/stormwater component of reclamation plans and, if applicable, for the design of the project erosion and sediment control/stormwater plan.

Roles and Responsibilities

- (A) *Certified Erosion and Sediment Control/Stormwater Supervisor* - The Certified Supervisor shall be Level II and responsible for ensuring the erosion and sediment control/stormwater plan is adequately implemented and maintained on the project and for conducting the quality control program. The Certified Supervisor shall be on the project within 24 hours notice from initial exposure of an erodible surface to the project's final acceptance. Perform the following duties:

- (1) Manage Operations - Coordinate and schedule the work of subcontractors so that erosion and sediment control/stormwater measures are fully executed for each operation and in a timely manner over the duration of the contract.
 - (a) Oversee the work of subcontractors so that appropriate erosion and sediment control/stormwater preventive measures are conformed to at each stage of the work.
 - (b) Prepare the required National Pollutant Discharge Elimination System (NPDES) Inspection Record and submit to the Engineer.
 - (c) Attend all weekly or monthly construction meetings to discuss the findings of the NPDES inspection and other related issues.
 - (d) Implement the erosion and sediment control/stormwater site plans requested.
 - (e) Provide any needed erosion and sediment control/stormwater practices for the Contractor's temporary work not shown on the plans, such as, but not limited to work platforms, temporary construction, pumping operations, plant and storage yards, and cofferdams.
 - (f) Acquire applicable permits and comply with requirements for borrow pits, dewatering, and any temporary work conducted by the Contractor in jurisdictional areas.
 - (g) Conduct all erosion and sediment control/stormwater work in a timely and workmanlike manner.
 - (h) Fully perform and install erosion and sediment control/stormwater work prior to any suspension of the work.
 - (i) Coordinate with Department, Federal, State and Local Regulatory agencies on resolution of erosion and sediment control/stormwater issues due to the Contractor's operations.
 - (j) Ensure that proper cleanup occurs from vehicle tracking on paved surfaces or any location where sediment leaves the Right-of-Way.
 - (k) Have available a set of erosion and sediment control/stormwater plans that are initialed and include the installation date of Best Management Practices. These practices shall include temporary and permanent groundcover and be properly updated to reflect necessary plan and field changes for use and review by Department personnel as well as regulatory agencies.

- (2) Requirements set forth under the NPDES Permit - The Department's NPDES Stormwater permit (NCS000250) outlines certain objectives and management measures pertaining to construction activities. The permit references *NCG010000, General Permit to Discharge Stormwater* under the NPDES, and states that the Department shall incorporate the applicable requirements into its delegated Erosion and Sediment Control Program for construction activities disturbing one or more acres of land. The Department further incorporates these requirements on all contracted bridge and culvert work at jurisdictional waters, regardless of size. Some of the requirements are, but are not limited to:
 - (a) Control project site waste to prevent contamination of surface or ground waters of the state, i.e. from equipment operation/maintenance, construction materials,

concrete washout, chemicals, litter, fuels, lubricants, coolants, hydraulic fluids, any other petroleum products, and sanitary waste.

- (b) Inspect erosion and sediment control/stormwater devices and stormwater discharge outfalls at least once every 7 calendar days, twice weekly for construction related *Federal Clean Water Act, Section 303(d)* impaired streams with turbidity violations, and within 24 hours after a significant rainfall event of 0.5 inch that occurs within a 24 hour period.
 - (c) Maintain an onsite rain gauge or use the Department's Multi-Sensor Precipitation Estimate website to maintain a daily record of rainfall amounts and dates.
 - (d) Maintain erosion and sediment control/stormwater inspection records for review by Department and Regulatory personnel upon request.
 - (e) Implement approved reclamation plans on all borrow pits, waste sites and staging areas.
 - (f) Maintain a log of turbidity test results as outlined in the Department's Procedure for Monitoring Borrow Pit Discharge.
 - (g) Provide secondary containment for bulk storage of liquid materials.
 - (h) Provide training for employees concerning general erosion and sediment control/stormwater awareness, the Department's NPDES Stormwater Permit NCS000250 requirements, and the applicable requirements of the *General Permit, NCG010000*.
 - (i) Report violations of the NPDES permit to the Engineer immediately who will notify the Division of Water Quality Regional Office within 24 hours of becoming aware of the violation.
- (3) Quality Control Program - Maintain a quality control program to control erosion, prevent sedimentation and follow provisions/conditions of permits. The quality control program shall:
- (a) Follow permit requirements related to the Contractor and subcontractors' construction activities.
 - (b) Ensure that all operators and subcontractors on site have the proper erosion and sediment control/stormwater certification.
 - (c) Notify the Engineer when the required certified erosion and sediment control/stormwater personnel are not available on the job site when needed.
 - (d) Conduct the inspections required by the NPDES permit.
 - (e) Take corrective actions in the proper timeframe as required by the NPDES permit for problem areas identified during the NPDES inspections.
 - (f) Incorporate erosion control into the work in a timely manner and stabilize disturbed areas with mulch/seed or vegetative cover on a section-by-section basis.
 - (g) Use flocculants approved by state regulatory authorities where appropriate and where required for turbidity and sedimentation reduction.
 - (h) Ensure proper installation and maintenance of temporary erosion and sediment control devices.
 - (i) Remove temporary erosion or sediment control devices when they are no longer necessary as agreed upon by the Engineer.

- (j) The Contractor's quality control and inspection procedures shall be subject to review by the Engineer. Maintain NPDES inspection records and make records available at all times for verification by the Engineer.

(B) *Certified Foreman* - At least one Certified Foreman shall be onsite for each type of work listed herein during the respective construction activities to control erosion, prevent sedimentation and follow permit provisions:

- (1) Foreman in charge of grading activities
- (2) Foreman in charge of bridge or culvert construction over jurisdictional areas
- (3) Foreman in charge of utility activities

The Contractor may request to use the same person as the Level II Supervisor and Level II Foreman. This person shall be onsite whenever construction activities as described above are taking place. This request shall be approved by the Engineer prior to work beginning.

The Contractor may request to name a single Level II Foreman to oversee multiple construction activities on small bridge or culvert replacement projects. This request shall be approved by the Engineer prior to work beginning.

(C) *Certified Installers* - Provide at least one onsite, Level I Certified Installer for each of the following erosion and sediment control/stormwater crew:

- (1) Seeding and Mulching
- (2) Temporary Seeding
- (3) Temporary Mulching
- (4) Sodding
- (5) Silt fence or other perimeter erosion/sediment control device installations
- (6) Erosion control blanket installation
- (7) Hydraulic tackifier installation
- (8) Turbidity curtain installation
- (9) Rock ditch check/sediment dam installation
- (10) Ditch liner/matting installation
- (11) Inlet protection
- (12) Riprap placement
- (13) Stormwater BMP installations (such as but not limited to level spreaders, retention/detention devices)
- (14) Pipe installations within jurisdictional areas

If a Level I *Certified Installer* is not onsite, the Contractor may substitute a Level II Foreman for a Level I Installer, provided the Level II Foreman is not tasked to another crew requiring Level II Foreman oversight.

(D) *Certified Designer* - Include the certification number of the Level III Certified Designer on the erosion and sediment control/stormwater component of all reclamation plans and if applicable, the certification number of the Level III Certified Designer on the design of the project erosion and sediment control/stormwater plan.

Preconstruction Meeting

Furnish the names of the *Certified Erosion and Sediment Control/Stormwater Supervisor*, *Certified Foremen*, *Certified Installers* and *Certified Designer* and notify the Engineer of changes in certified personnel over the life of the contract within 2 days of change.

Ethical Responsibility

Any company performing work for the North Carolina Department of Transportation has the ethical responsibility to fully disclose any reprimand or dismissal of an employee resulting from improper testing or falsification of records.

Revocation or Suspension of Certification

Upon recommendation of the Chief Engineer to the certification entity, certification for *Supervisor*, *Certified Foremen*, *Certified Installers* and *Certified Designer* may be revoked or suspended with the issuance of an *Immediate Corrective Action (ICA)*, *Notice of Violation (NOV)*, or *Cease and Desist Order* for erosion and sediment control/stormwater related issues.

The Chief Engineer may recommend suspension or permanent revocation of certification due to the following:

- (A) Failure to adequately perform the duties as defined within this certification provision.
- (B) Issuance of an ICA, NOV, or Cease and Desist Order.
- (C) Failure to fully perform environmental commitments as detailed within the permit conditions and specifications.
- (D) Demonstration of erroneous documentation or reporting techniques.
- (E) Cheating or copying another candidate's work on an examination.
- (F) Intentional falsification of records.
- (G) Directing a subordinate under direct or indirect supervision to perform any of the above actions.
- (H) Dismissal from a company for any of the above reasons.
- (I) Suspension or revocation of one's certification by another entity.

Suspension or revocation of a certification will be sent by certified mail to the certificant and the Corporate Head of the company that employs the certificant.

A certificant has the right to appeal any adverse action which results in suspension or permanent revocation of certification by responding, in writing, to the Chief Engineer within 10 calendar days after receiving notice of the proposed adverse action.

Chief Engineer
1536 Mail Service Center
Raleigh, NC 27699-1536

Failure to appeal within 10 calendar days will result in the proposed adverse action becoming effective on the date specified on the certified notice. Failure to appeal within the time specified will result in a waiver of all future appeal rights regarding the adverse action taken. The certificant will not be allowed to perform duties associated with the certification during the appeal process.

The Chief Engineer will hear the appeal and make a decision within 7 days of hearing the appeal. Decision of the Chief Engineer will be final and will be made in writing to the certificant.

If a certification is temporarily suspended, the certificant shall pass any applicable written examination and any proficiency examination, at the conclusion of the specified suspension period, prior to having the certification reinstated.

Measurement and Payment

Certified Erosion and Sediment Control/Stormwater Supervisor, Certified Foremen, Certified Installers and Certified Designer will be incidental to the project for which no direct compensation will be made.

PROCEDURE FOR MONITORING BORROW PIT DISCHARGE:

(2-20-07) (Rev. 3-20-13)

105-16, 230, 801

SP1 G181

Water discharge from borrow pit sites shall not cause surface waters to exceed 50 NTUs (nephelometric turbidity unit) in streams not designated as trout waters and 10 NTUs in streams, lakes or reservoirs designated as trout waters. For lakes and reservoirs not designated as trout waters, the turbidity shall not exceed 25 NTUs. If the turbidity exceeds these levels due to natural background conditions, the existing turbidity level shall not be increased.

If during any operating day, the downstream water quality exceeds the standard, the Contractor shall do all of the following:

- (A) Either cease discharge or modify the discharge volume or turbidity levels to bring the downstream turbidity levels into compliance, or
- (B) Evaluate the upstream conditions to determine if the exceedance of the standard is due to natural background conditions. If the background turbidity measurements exceed the standard, operation of the pit and discharge can continue as long as the stream turbidity levels are not increased due to the discharge.
- (C) Measure and record the turbidity test results (time, date and sampler) at all defined sampling locations 30 minutes after startup and at a minimum, one additional sampling of all sampling locations during that 24-hour period in which the borrow pit is discharging.
- (D) Notify DWQ within 24 hours of any stream turbidity standard exceedances that are not brought into compliance.

During the Environmental Assessment required by Article 230-4 of the *2012 Standard Specifications*, the Contractor shall define the point at which the discharge enters into the State's

surface waters and the appropriate sampling locations. Sampling locations shall include points upstream and downstream from the point at which the discharge enters these waters. Upstream sampling location shall be located so that it is not influenced by backwater conditions and represents natural background conditions. Downstream sampling location shall be located at the point where complete mixing of the discharge and receiving water has occurred.

The discharge shall be closely monitored when water from the dewatering activities is introduced into jurisdictional wetlands. Any time visible sedimentation (deposition of sediment) on the wetland surface is observed, the dewatering activity will be suspended until turbidity levels in the stilling basin can be reduced to a level where sediment deposition does not occur. Staining of wetland surfaces from suspended clay particles, occurring after evaporation or infiltration, does not constitute sedimentation. No activities shall occur in wetlands that adversely affect the functioning of a wetland. Visible sedimentation will be considered an indication of possible adverse impacts on wetland use.

The Engineer will perform independent turbidity tests on a random basis. These results will be maintained in a log within the project records. Records will include, at a minimum, turbidity test results, time, date and name of sampler. Should the Department's test results exceed those of the Contractor's test results, an immediate test shall be performed jointly with the results superseding the previous test results of both the Department and the Contractor.

The Contractor shall use the *NCDOT Turbidity Reduction Options for Borrow Pits Matrix*, available at http://www.ncdot.gov/doh/operations/dp_chief_eng/roadside/fieldops/downloads/Files/TurbidityReductionOptionSheet.pdf to plan, design, construct, and maintain BMPs to address water quality standards. Tier I Methods include stilling basins which are standard compensatory BMPs. Other Tier I methods are noncompensatory and shall be used when needed to meet the stream turbidity standards. Tier II Methods are also noncompensatory and are options that may be needed for protection of rare or unique resources or where special environmental conditions exist at the site which have led to additional requirements being placed in the DWQ's 401 Certifications and approval letters, Isolated Wetland Permits, Riparian Buffer Authorization or a DOT Reclamation Plan's Environmental Assessment for the specific site. Should the Contractor exhaust all Tier I Methods on a site exclusive of rare or unique resources or special environmental conditions, Tier II Methods may be required by regulators on a case by case basis per supplemental agreement.

The Contractor may use cation exchange capacity (CEC) values from proposed site borings to plan and develop the bid for the project. CEC values exceeding 15 milliequivalents per 100 grams of soil may indicate a high potential for turbidity and should be avoided when dewatering into surface water is proposed.

No additional compensation for monitoring borrow pit discharge will be paid.

EMPLOYMENT:

(11-15-11) (Rev. 1-17-12)

108, 102

SP1 G184

Revise the *2012 Standard Specifications* as follows:

Page 1-20, Subarticle 102-15(O), delete and replace with the following:

(O) Failure to restrict a former Department employee as prohibited by Article 108-5.

Page 1-65, Article 108-5 Character of Workmen, Methods, and Equipment, line 32, delete all of line 32, the first sentence of the second paragraph and the first word of the second sentence of the second paragraph.

STATE HIGHWAY ADMINISTRATOR TITLE CHANGE:

(9-18-12)

SP1 G185

Revise the *2012 Standard Specifications* as follows:

Replace all references to “State Highway Administrator” with “Chief Engineer”.

SUBLETTING OF CONTRACT:

(11-18-2014)

108-6

SP1 G186

Revise the *2012 Standard Specifications* as follows:

Page 1-66, Article 108-6 Subletting of Contract, line 37, add the following as the second sentence of the first paragraph:

All requests to sublet work shall be submitted within 30 days of the date of availability or prior to expiration of 20% of the contract time, whichever date is later, unless otherwise approved by the Engineer.

Page 1-67, Article 108-6 Subletting of Contract, line 7, add the following as the second sentence of the fourth paragraph:

Purchasing materials for subcontractors is not included in the percentage of work required to be performed by the Contractor. If the Contractor sublets items of work but elects to purchase material for the subcontractor, the value of the material purchased will be included in the total dollar amount considered to have been sublet.

REVISION TO FHWA-1273 CONCERNING TAP-FUNDED PROJECTS:

(10-15-13)

SP1 G190

Revise the *Standard Special Provision FHWA-1273 Required Contract Provisions Federal-Aid Construction Contracts* as follows:

Replace the last sentence in Section I.4 and the third sentence in the first paragraph of Section IV with the following:

Transportation Alternative Program (TAP)-funded projects shall have the same requirements as Federal-Aid highway projects except physical location exceptions will not apply.

E-VERIFY COMPLIANCE:

(2-18-14)

SP1 G200

Contractors and subcontractors shall comply with the E-Verify requirements of N.C.G.S. Chapter 64, Article 2. Contractors are directed to review the foregoing laws. By signing this bid, any awarded Contractor certifies its compliance with the E-Verify requirements and will do so on a periodic basis thereafter as may be required by the Department.

PRE-CONSTRUCTION CONFERENCE:

A Pre-Construction Conference will be scheduled as soon as practical. The Contractor with his Project Manager and Superintendent will be expected to attend the conference along with any anticipated major subcontractors and major material suppliers. The Contractor shall also provide at least two (2) local telephone numbers which may be used to contact the Contractor or his authorized representative in the event of an emergency after normal business hours.

CONSTRUCTION PROGRESS SCHEDULE AND MONTHLY MEETINGS:

The Contractor shall provide, at the pre-construction conference, a completed progress schedule. The schedule shall be kept up to date and presented with each month's billing information and shall be made available at the monthly progress meetings and at other times as may be deemed necessary by the City. The Contractor will be represented at Monthly Progress meetings during the construction of this project. The meetings will be held at the project site or at the Public Works Building. Monthly progress meeting schedule shall be determined at the pre-construction meeting.

SUBMITTALS AND SHOP DRAWINGS:

Unless otherwise specified herein, the Contractor shall submit designs and shop drawings for review prior to construction for the following items:

- Retaining Walls
- Boardwalk
- Bus Shelters

The Contractor shall allow (30) thirty days for review of designs and plans by applicable NCDOT personnel.

MATERIALS SAMPLING AND TESTING:

All material sampling and testing will be performed by NCDOT. The Contractor shall coordinate and give sufficient notice of all operations for any sampling, inspection, or acceptance testing required.

ACCESS TO PROPERTY / STAGING AREAS:

The Contractor shall, where necessary, provide and maintain access to and from all properties. The Contractor shall provide all additional lands required for temporary storage facilities or storage of materials.

WATER SUPPLY:

The Contractor shall be required to supply his own water supply.

AMERICANS WITH DISABILITIES ACT

The Contractor shall comply with the provisions of the Americans with Disabilities Act (“ADA”) and all rules and regulations promulgated thereunder. The Contractor hereby agrees to indemnify Owner from and against all claims, suits, damages, costs, losses and expenses in any manner arising out of or connected with the failure of the Contractor, its subcontractors, agents, successors, assigns, officers or employees to comply with provisions of the ADA or the rules and regulations promulgated thereunder.

MEDIATION

Dispute resolution shall follow the general guidelines as stated in the Rules Implementing Mediated Settlement Conferences in North Carolina Public Construction Projects Adopted February 26, 2002.

The entire policy can be viewed at:

<http://www.sog.unc.edu/sites/www.sog.unc.edu/files/State%20Building%20Commission%20Dispute%20Resolution%20Rules.pdf> and is incorporated herein by reference.

All claims, disputes and other matters in question between the Contractor and the Owner arising out of, or relating to, the Contract Documents or breach thereof, shall be decided by civil action or actions, which shall be commenced, heard and tried only in Buncombe County, North Carolina.

SALES TAX

Contractors shall comply fully with the requirements outlined hereinafter, in order that the Owner may recover the amount of the tax permitted under the law. It shall be the General Contractor's responsibility to furnish the Owner documentary evidence showing the materials used and sales tax

paid by the General Contractor and each of his subcontractors.

The documentary evidence shall consist of *certified statement(s) by the General Contractor and each of his subcontractors individually, showing total purchases of materials from each individual vendor and total sales taxes paid each vendor.* Certified statement must show the invoice number, or numbers, covered and inclusive dates of such invoices. Materials used from General Contractor's or subcontractor's warehouse stock shall be shown in a certified statement at warehouse stock prices. *The General Contractor shall not be required to certify the subcontractor's Statements.* The documentary evidence is to be furnished to owners eligible for sales or use tax refunds covers sales and/or use taxes paid on building materials used by contractors and subcontractors in the performance of contracts with churches, orphanages, hospitals not operated for profit, educational institutions not operated for profit and other charitable or religious institutions or organizations not operated for profit and, incorporated cities, towns and counties in this State.

The documentary evidence is to be submitted to the above-named institutions, organizations and governmental units to be included in claims for refunds to be prepared and submitted by them to obtain refunds provided by G.S. 105-164.14(2) and (3) of the 1961 Statute, and is to include the purchases of building materials, supplies, fixtures and equipment which become a part of or annex to buildings or structures being erected, altered or repaired under contracts with such institutions, organizations or governmental units. The contractor or contractors to whom award is made on this project will be required to follow the procedure outlined above.

The Contractor is advised that all requests for payment, partial or final, for work completed under this contract must include a sales tax report submitted in accordance with the procedures outlined above.

NOTIFICATION OF OPERATIONS

The Contractor shall notify and coordinate with local businesses a minimum of **(5) five days** prior to working on or closing driveway entrances. Notification shall be provided to the Project Inspector **five** days in advance of beginning work on this project. The Contractor shall give the sufficient notice of all operations for any sampling, inspection, or acceptance testing required.

The Contractor shall not close a road or lane without consent of the Inspector, and assurance that the Buncombe County Emergency Operations Center has been notified of operations.

NCDOT ROADWAY PROVISIONS

CLEARING AND GRUBBING - METHOD II:
(9-17-02) (Rev. 1-17-12) 200

SP2 R02A

Perform clearing on this project to the limits established by Method “II” shown on Standard Drawing No. 200.02 of the *2012 Roadway Standard Drawings*.

SELECT GRANULAR MATERIAL:
(3-16-10) (Rev. 1-17-12) 265

SP2 R80

Revise the *2012 Standard Specifications* as follows:

Page 2-28, Article 265-2 MATERIALS, add the following:
Use only Class III select material for select granular material.

Page 2-28, Article 265-4 MEASUREMENT AND PAYMENT, lines 13-30, replace all occurrences of *Select Granular Material* with *Select Granular Material, Class III*.

Page 2-28, Article 265-4 MEASUREMENT AND PAYMENT, after line 31, delete the pay item and replace with the following:

Payment will be made under:

Pay Item	Pay Unit
Select Granular Material, Class III	Cubic Yard

PIPE INSTALLATION:
(11-20-12) 300

SP3 R01

Revise the *2012 Standard Specifications* as follows:

Page 3-1, Article 300-2, Materials, line 23-24, replace sentence with:
Provide foundation conditioning geotextile in accordance with Section 1056 for Type 4 geotextile.

ASPHALT PAVEMENTS - SUPERPAVE:

(6-19-12) (Rev. 4-21-15)

605, 609, 610, 650

SP6 R01

Revise the 2012 *Standard Specifications* as follows:

Page 6-3, Article 605-7 APPLICATION RATES AND TEMPERATURES, replace this article, including Table 601-1, with the following:

Apply tack coat uniformly across the existing surface at target application rates shown in Table 605-1.

Existing Surface	Target Rate (gal/sy)
	Emulsified Asphalt
New Asphalt	0.04 ± 0.01
Oxidized or Milled Asphalt	0.06 ± 0.01
Concrete	0.08 ± 0.01

Apply tack coat at a temperature within the ranges shown in Table 605-2. Tack coat shall not be overheated during storage, transport or at application.

Asphalt Material	Temperature Range
Asphalt Binder, Grade PG 64-22	350 - 400°F
Emulsified Asphalt, Grade RS-1H	130 - 160°F
Emulsified Asphalt, Grade CRS-1	130 - 160°F
Emulsified Asphalt, Grade CRS-1H	130 - 160°F
Emulsified Asphalt, Grade HFMS-1	130 - 160°F
Emulsified Asphalt, Grade CRS-2	130 - 160°F

Page 6-7, Article 609-3 FIELD VERIFICATION OF MIXTURE AND JOB MIX FORMULA ADJUSTMENTS, lines 35-37, delete the second sentence of the second paragraph.

Page 6-18, Article 610-1 DESCRIPTION, lines 40-41, delete the last sentence of the last paragraph.

Page 6-19, Subarticle 610-3(A) Mix Design-General, line 5, add the following as the first paragraph:

Warm mix asphalt (WMA) is allowed for use at the Contractor's option in accordance with the NCDOT Approved Products List for WMA Technologies available at:

<https://connect.ncdot.gov/resources/Materials/MaterialsResources/Warm%20Mix%20Asphalt%20Approved%20List.pdf>

Page 6-21, Subarticle 610-3(C) Job Mix Formula (JMF), replace Table 610-1 with the following:

TABLE 610-1 DESIGN MIXING TEMPERATURE AT THE ASPHALT PLANT^A		
Binder Grade	HMA JMF Temperature	WMA JMF Temperature Range
PG 64-22	300°F	225 - 275°F
PG 70-22	315°F	240 - 290°F
PG 76-22	335°F	260 - 310°F

- A. The mix temperature, when checked in the truck at the roadway, shall be within plus 15° and minus 25° of the temperature specified on the JMF.

Page 6-21, Subarticle 610-3(C) Job Mix Formula (JMF), lines 4-6, delete first sentence of the second paragraph. Line 7, in the second sentence of the second paragraph, replace “275°F” with “275°F or greater.”

Page 6-22, Article 610-4 WEATHER, TEMPERATURE AND SEASONAL LIMITATIONS FOR PRODUCING AND PLACING ASPHALT MIXTURES, lines 15-17, replace the second sentence of the first paragraph with the following:

Do not place asphalt material when the air or surface temperatures, measured at the location of the paving operation away from artificial heat, do not meet Table 610-5.

Page 6-23, Article 610-4 WEATHER, TEMPERATURE AND SEASONAL LIMITATIONS FOR PRODUCING AND PLACING ASPHALT MIXTURES, replace Table 610-5 with the following:

TABLE 610-5 PLACEMENT TEMPERATURES FOR ASPHALT	
Asphalt Concrete Mix Type	Minimum Surface and Air Temperature
B25.0B, C	35°F
I19.0B, C, D	35°F
SF9.5A, S9.5B	40°F ^A
S9.5C, S12.5C	45°F ^A
S9.5D, S12.5D	50°F

- A. For the final layer of surface mixes containing recycled asphalt shingles (RAS), the minimum surface and air temperature shall be 50°F.

Page 6-26, Article 610-7 HAULING OF ASPHALT MIXTURE, lines 22-23, in the fourth sentence of the first paragraph replace “so as to overlap the top of the truck bed and” with “to”.

Page 6-41, Subarticle 650-3(B) Mix Design Criteria, replace Table 650-1 with the following:

TABLE 650-1 OGAFC GRADATION CRITERIA			
Grading Requirements	Total Percent Passing		
<i>Sieve Size (mm)</i>	<i>Type FC-1</i>	<i>Type FC-1 Modified</i>	<i>Type FC-2 Modified</i>
19.0	-	-	100
12.5	100	100	80 - 100
9.50	75 - 100	75 - 100	55 - 80
4.75	25 - 45	25 - 45	15 - 30
2.36	5 - 15	5 - 15	5 - 15
0.075	1.0 - 3.0	1.0 - 3.0	2.0 - 4.0

CONVERT EXISTING DROP INLET TO OPEN THROAT INLET:

(1-1-02) (COA Rev. 10.20.14)

840, 859

SP8 R50

At the proper phase of construction, convert the existing [Drop Inlet] at locations indicated in the plans or where directed, to [Open Throat Inlet] in accordance with the details in the plans and the applicable requirements of Sections 840 and 859 of the 2012 Standard Specifications. Convert Existing [Drop Inlet] to [Open Throat Inlet] will be measured and paid as each, completed and accepted. Such price and payment is considered full compensation for all equipment, materials (including frame and cover), labor, tools, and incidentals necessary to complete each conversion satisfactorily.

Payment will be made under:

Pay Item

Convert Existing Drop Inlet to Open Throat Inlet

Pay Unit

Each

DETECTABLE WARNINGS FOR PROPOSED CURB RAMPS:

(6-15-10) (COA Rev. 10.20.14)

848

SP8 R126

Description

Construct detectable warnings consisting of integrated raised truncated domes on proposed concrete curb ramps in accordance with the *2012 Standard Specifications*, plan details, the requirements of the *28 CFR Part 36 ADA Standards for Accessible Design* and this provision.

Materials

Detectable warning for proposed curb ramps shall consist of integrated raised truncated domes. The description, size and spacing shall conform to Section 848 of the *2012 Standard Specifications*.

Use material for detectable warning systems as shown herein. Material and coating specifications must be stated in the Manufacturers Type 3 Certification and all Detectable Warning systems must be on the NCDOT Approved Products List.

Install detectable warnings created from the following material: Cast gray iron.

- (A) Detectable Warnings shall consist of a base with integrated raised truncated domes, and when constructed of precast concrete they shall conform to the material requirements of Article 848-2 of the *2012 Standard Specifications*.
- (B) Detectable Warnings shall consist of a base with integrated raised truncated domes, which are cast into the concrete of the curb ramps. The material shall have an integral color throughout the thickness of the material. The detectable warning shall include fasteners or anchors for attachment in the concrete and shall be furnished as a system from the manufacturer.

Prior to installation, the Contractor shall submit to the Engineer assembling instructions from the manufacturer for each type of system used in accordance with Article 105-2 of the *2012 Standard Specifications*. The system shall be furnished as a kit containing all consumable materials and consumable tools, required for the application. They shall be capable of being affixed to or anchored in the concrete curb ramp, including green concrete (concrete that has set but not appreciably hardened). The system shall be solvent free and contain no volatile organic compounds (VOC). The static coefficient of friction shall be 0.8 or greater when measured on top of the truncated domes and when measured between the domes in accordance with ASTM C1028 (dry and wet). The system shall be resistant to deterioration due to exposure to sunlight, water, salt or adverse weather conditions and impervious to degradation by motor fuels, lubricants and antifreeze.

- (C) When steel or gray iron or ductile iron casting products are provided, only products that meet the requirements of Subarticle 106-1(B) of the *2012 Standard Specifications* may be used. Submit to the Engineer a Type 6 Certification, catalog cuts and installation procedures at least 30 days prior to installation for all.

Construction Methods

- (A) Prior to placing detectable warnings in proposed concrete curb ramps, adjust the existing subgrade to the proper grade and in accordance with Article 848-3 of the *2012 Standard Specifications*.
- (B) Install all detectable warning in proposed concrete curb ramps in accordance with the manufacturer’s recommendations.

Measurement and Payment

Detectable Warnings installed for construction of proposed curb ramps will not be paid for separately. Such payment will be included in the price bid for *Concrete Curb Ramps*.

STREET SIGNS AND MARKERS AND ROUTE MARKERS:

(7-1-95)

900

SP9 R02

Move any existing street signs, markers, and route markers out of the construction limits of the project and install the street signs and markers and route markers so that they will be visible to

the traveling public if there is sufficient right of way for these signs and markers outside of the construction limits.

Near the completion of the project and when so directed by the Engineer, move the signs and markers and install them in their proper location in regard to the finished pavement of the project.

Stockpile any signs or markers that cannot be relocated due to lack of right of way, or any signs and markers that will no longer be applicable after the construction of the project, at locations directed by the Engineer for removal by others.

The Contractor shall be responsible to the owners for any damage to any street signs and markers or route markers during the above described operations.

No direct payment will be made for relocating, reinstalling, and/or stockpiling the street signs and markers and route markers as such work shall be considered incidental to other work being paid for by the various items in the contract.

MATERIALS:

(2-21-12) (Rev. 5-19-15)

1000, 1002, 1005, 1018, 1024, 1050, 1056, 1074, 1078, 1080, 1081, 1086, 1084, 1087, 1092

SP10 R01

Revise the *2012 Standard Specifications* as follows:

Page 10-1, Article 1000-1, DESCRIPTION, lines 9-10, replace the last sentence of the first paragraph with the following:

Type IL, IP, IS or IT blended cement may be used instead of Portland cement.

Page 10-1, Article 1000-1, DESCRIPTION, line 14, add the following:

If any change is made to the mix design, submit a new mix design (with the exception of an approved pozzolan source change).

If any major change is made to the mix design, also submit new test results showing the mix design conforms to the criteria. Define a major change to the mix design as:

- (1) A source change in coarse aggregate, fine aggregate or cement.
- (2) A pozzolan class or type change (e.g. Class F fly ash to Class C fly ash).
- (3) A quantitative change in coarse aggregate (applies to an increase or decrease greater than 5%), fine aggregate (applies to an increase or decrease greater than 5%), water (applies to an increase only), cement (applies to a decrease only), or pozzolan (applies to an increase or decrease greater than 5%).

Use materials which do not produce a mottled appearance through rusting or other staining of the finished concrete surface.

Page 10-5, Table 1000-1, REQUIREMENTS FOR CONCRETE, replace with the following:

TABLE 1000-1 REQUIREMENTS FOR CONCRETE											
Class of Concrete	Min. Comp. Strength at 28 days	Maximum Water-Cement Ratio				Consistency Max. Slump		Cement Content			
		Air-Entrained Concrete		Non Air-Entrained Concrete		Vibrated	Non-Vibrated	Vibrated		Non-Vibrated	
		Rounded Aggregate	Angular Aggregate	Rounded Aggregate	Angular Aggregate			Min.	Max.	Min.	Max.
Units	psi					inch	inch	lb/cy	lb/cy	lb/cy	lb/cy
AA	4,500	0.381	0.426	-	-	3.5	-	639	715	-	-
AA Slip Form	4,500	0.381	0.426	-	-	1.5	-	639	715	-	-
Drilled Pier	4,500	-	-	0.450	0.450	-	5-7 dry 7-9 wet	-	-	640	800
A	3,000	0.488	0.532	0.550	0.594	3.5	4	564	-	602	-
B	2,500	0.488	0.567	0.559	0.630	1.5 machine-placed 2.5 hand-placed	4	508	-	545	-
Sand Lightweight	4,500	-	0.420	-	-	4	-	715	-	-	-
Latex Modified	3,000 7 day	0.400	0.400	-	-	6	-	658	-	-	-
Flowable Fill excavatable	150 max. at 56 days	as needed	as needed	as needed	as needed	-	Flowable	-	-	40	100
Flowable Fill non-excavatable	125	as needed	as needed	as needed	as needed	-	Flowable	-	-	100	as needed
Pavement	4,500 design, field 650 flexural, design only	0.559	0.559	-	-	1.5 slip form 3.0 hand place	-	526	-	-	-
Precast	See Table 1077-1	as needed	as needed	-	-	6	as needed	as needed	as needed	as needed	as needed
Prestress	per contract	See Table 1078-1	See Table 1078-1	-	-	8	-	564	as needed	-	-

Page 10-1, Article 1000-2, MATERIALS, line 16; Page 10-8, Subarticle 1000-7(A), Materials, line 8; and Page 10-18, Article 1002-2, MATERIALS, line 9, add the following to the table of item references:

Item
Type IL Blended Cement

Section
1024-1

Page 10-19, Article 1002-3, SHOTCRETE FOR TEMPORARY SUPPORT OF EXCAVATIONS, line 30, add the following at the end of Section 1002:

(H) Handling and Storing Test Panels

Notify the Area Materials Engineer when preconstruction or production test panels are made within 24 hours of shooting the panels. Field cure and protect test panels from damage in accordance with ASTM C1140 until the Department transports panels to the Materials and Tests Regional Laboratory for coring.

Page 10-1, Subarticle 1000-3(A), Composition and Design, lines 25-27, replace the second paragraph with the following:

Fly ash may be substituted for cement in the mix design up to 30% at a rate of 1.0 lb of fly ash to each pound of cement replaced.

Page 10-2, Subarticle 1000-3(A), Composition and Design, lines 12-21, delete the third paragraph through the sixth paragraph beginning with “If any change is made to the mix design, submit...” through “...(applies to a decrease only).”

Page 10-6, Subarticle 1000-4(I), Use of Fly Ash, lines 36-2, replace the first paragraph with the following:

Fly ash may be substituted for cement in the mix design up to 30% at a rate of 1.0 lb of fly ash to each pound of cement replaced. Use Table 1000-1 to determine the maximum allowable water-cementitious material (cement + fly ash) ratio for the classes of concrete listed.

Page 10-7, Table 1000-3, MAXIMUM WATER-CEMENTITIOUS MATERIAL RATIO, delete the table.

Page 10-7, Article 1000-5, HIGH EARLY STRENGTH PORTLAND CEMENT CONCRETE, lines 30-31, delete the second sentence of the third paragraph.

**TABLE 1005-1
AGGREGATE GRADATION - COARSE AGGREGATE**

Std. Size #	Percentage of Total by Weight Passing													Remarks
	2"	1 1/2"	1"	3/4"	1/2"	3/8"	#4	#8	#10	#16	#40	#200		
4	100	90-100	20-55	0-15	-	0-5	-	-	-	-	-	A	Asphalt Plant Mix	
467M	100	95-100	-	35-70	-	0-30	0-5	-	-	-	-	A	Asphalt Plant Mix	
5	-	100	90-100	20-55	0-10	0-5	-	-	-	-	-	A	AST, Sediment Control Stone	
57	-	100	95-100	-	25-60	-	0-10	0-5	-	-	-	A	AST, Str. Concrete, Shoulder Drain, Sediment Control Stone	
57M	-	100	95-100	-	25-45	-	0-10	0-5	-	-	-	A	AST, Concrete Pavement	
6M	-	-	100	90-100	20-55	0-20	0-8	-	-	-	-	A	AST	
67	-	-	100	90-100	-	20-55	0-10	0-5	-	-	-	A	AST, Str. Concrete, Asphalt Plant Mix	
78M	-	-	-	100	98-100	75-100	20-45	0-15	-	-	-	A	Asphalt Plant Mix, AST, Str. Conc, Weep Hole Drains	
14M	-	-	-	-	-	100	35-70	5-20	-	0-8	-	A	Asphalt Plant Mix, AST, Weep Hole Drains, Str. Concrete	
9	-	-	-	-	-	100	85-100	10-40	-	0-10	-	A	AST	
ABC	-	100	75-97	-	55-80	-	35-55	-	25-45	-	14-30	4-12B	Aggregate Base Course, Aggregate Stabilization	
ABC (M)	-	100	75-100	-	45-79	-	20-40	-	0-25	-	-	0-12B	Maintenance Stabilization	
Light-weight ^C	-	-	-	-	100	80-100	5-40	0-20	-	0-10	-	0-2.5	AST	

A. See Subarticle 1005-4(A).

B. See Subarticle 1005-4(B).

C. For Lightweight Aggregate used in Structural Concrete, see Subarticle 1014-2(E)(6).

Page 10-23, Table 1005-1, AGGREGATE GRADATION-COARSE AGGREGATE, replace with the following:

Page 10-40, Tables 1018-1 and 1018-2, PIEDMONT, WESTERN AND COASTAL AREA CRITERIA FOR ACCEPTANCE OF BORROW MATERIAL, under second column in both tables, replace second row with the following:

Acceptable, but not to be used in the top 3 ft of embankment or backfill

Page 10-46, Article 1024-1, PORTLAND CEMENT, line 33, add the following as the ninth paragraph:

Use Type IL blended cement that meets AASHTO M 240, except that the limestone content is limited to between 5 and 12% by weight and the constituents shall be interground. Class F fly ash can replace a portion of Type IL blended cement and shall be replaced as outlined in Subarticle 1000-4(I) for Portland cement. For mixes that contain cement with alkali content between 0.6% and 1.0% and for mixes that contain a reactive aggregate documented by the Department, use a pozzolan in the amount shown in Table 1024-1.

Page 10-46, Table 1024-1, POZZOLANS FOR USE IN PORTLAND CEMENT CONCRETE, replace with the following:

TABLE 1024-1 POZZOLANS FOR USE IN PORTLAND CEMENT CONCRETE	
Pozzolan	Rate
Class F Fly Ash	20% - 30% by weight of required cement content with 1.0 lb Class F fly ash per lb of cement replaced
Ground Granulated Blast Furnace Slag	35%-50% by weight of required cement content with 1.0 lb slag per lb of cement replaced
Microsilica	4%-8% by weight of required cement content with 1.0 lb microsilica per lb of cement replaced

Page 10-47, Subarticle 1024-3(B), Approved Sources, lines 16-18, replace the second sentence of the second paragraph with the following:

Tests shall be performed by AASHTO’s designated National Transportation Product Evaluation Program (NTPEP) laboratory for concrete admixture testing.

Page 10-65, Article 1050-1, GENERAL, line 41, replace the first sentence with the following:

All fencing material and accessories shall meet Section 106.

Page 10-73, Article 1056-1, DESCRIPTION, lines 7-8, delete the first sentence of the second paragraph and replace with the following:

Use geotextile fabrics that are on the NCDOT Approved Products List.

Page 10-73, Article 1056-2, HANDLING AND STORING, line 17, replace “mechanically stabilized earth (MSE) wall faces” with “temporary wall faces”.

Page 10-73, Article 1056-4, GEOTEXTILES, line 33, add the following after the first sentence in the second paragraph:

Geotextiles will be identified by the product name printed directly on the geotextile. When geotextiles are not marked with a product name or marked with only a manufacturing plant identification code, geotextiles will be identified by product labels attached to the geotextile wrapping. When identification is based on labels instead of markings, unwrap geotextiles just before use in the presence of the Engineer to confirm that the product labels on both ends of the outside of the geotextile outer wrapping match the labels affixed to both ends of the inside of the geotextile roll core. Partial geotextile rolls without the product name printed on the geotextile or product labels affixed to the geotextile roll core may not be used.

Page 10-74, Table 1056-1, GEOTEXTILE REQUIREMENTS, replace with the following:

TABLE 1056-1 GEOTEXTILE REQUIREMENTS						
Property	Requirement					Test Method
	Type 1	Type 2	Type 3 ^A	Type 4	Type 5 ^B	
<i>Typical Application</i>	<i>Shoulder Drains</i>	<i>Under Rip Rap</i>	<i>Temporary Silt Fence</i>	<i>Soil Stabilization</i>	<i>Temporary Walls</i>	
Elongation (MD & CD)	≥ 50%	≥ 50%	≤ 25%	< 50%	< 50%	ASTM D4632
Grab Strength (MD & CD)	Table 1 ^D , Class 3	Table 1 ^D , Class 1	100 lb ^C	Table 1 ^D , Class 3	-	ASTM D4632
Tear Strength (MD & CD)			-			ASTM D4533
Puncture Strength			-			ASTM D6241
Ultimate Tensile Strength (MD & CD)	-	-	-	-	2,400 lb/ft ^C (unless required otherwise in the contract)	ASTM D4595
Permittivity	Table 2 ^D , 15% to 50% <i>in Situ</i> Soil Passing No. 200 ^E		Table 7 ^D	Table 5 ^D	0.20 sec ^{-1,C}	ASTM D4491
Apparent Opening Size					0.60 mm ^F	ASTM D4751
UV Stability (Retained Strength)					70% ^{C, G}	ASTM D4355

- A. Minimum roll width of 36" required.
- B. Minimum roll width of 13 ft required.
- C. MARV per Article 1056-3.
- D. AASHTO M 288.
- E. US Sieve No. per AASHTO M 92.
- F. Maximum average roll value.
- G. After 500 hours of exposure.

Page 10-74, Article 1056-5, GEOCOMPOSITES, lines 7-8, replace the first sentence with the following:

Provide geocomposite drain strips with a width of at least 12" and Type 1 geotextiles attached to drainage cores that meet Table 1056-2.

Page 10-115, Subarticle 1074-7(B), Gray Iron Castings, lines 10-11, replace the first two sentences with the following:

Supply gray iron castings meeting all facets of AASHTO M 306 excluding proof load. Proof load testing will only be required for new casting designs during the design process, and conformance to M306 loading (40,000 lbs.) will be required only when noted on the design documents.

Page 10-126, Table 1078-1, REQUIREMENTS FOR CONCRETE, replace with the following:

TABLE 1078-1 REQUIREMENTS FOR CONCRETE		
Property	28 Day Design Compressive Strength 6,000 psi or less	28 Day Design Compressive Strength greater than 6,000 psi
Maximum Water/Cementitious Material Ratio	0.45	0.40
Maximum Slump without HRWR	3.5"	3.5"
Maximum Slump with HRWR	8"	8"
Air Content (upon discharge into forms)	5 + 2%	5 + 2%

Page 10-151, Article 1080-4, INSPECTION AND SAMPLING, lines 18-22, replace (B), (C) and (D) with the following:

- (B) At least 3 panels prepared as specified in 5.5.10 of AASHTO M 300, Bullet Hole Immersion Test.
- (C) At least 3 panels of 4"x6"x1/4" for the Elcometer Adhesion Pull Off Test, ASTM D4541.
- (D) A certified test report from an approved independent testing laboratory for the Salt Fog Resistance Test, Cyclic Weathering Resistance Test, and Bullet Hole Immersion Test as specified in AASHTO M 300.
- (E) A certified test report from an approved independent testing laboratory that the product has been tested for slip coefficient and meets AASHTO M253, Class B.

Page 10-161, Subarticle 1081-1(A), Classifications, lines 29-33, delete first 3 sentences of the description for Type 2 and replace with the following:

Type 2 - A low-modulus, general-purpose adhesive used in epoxy mortar repairs. It may be used to patch spalled, cracked or broken concrete where vibration, shock or expansion and contraction are expected.

Page 10-162, Subarticle 1081-1(A), Classifications, lines 4-7, delete the second and third sentences of the description for Type 3A. **Lines 16-22,** delete Types 6A, 6B and 6C.

Page 10-162, Subarticle 1081-1(B), Requirements, lines 26-30, replace the second paragraph with the following:

For epoxy resin systems used for embedding dowel bars, threaded rods, rebar, anchor bolts and other fixtures in hardened concrete, the manufacturer shall submit test results showing that the bonding system will obtain 125% of the specified required yield strength of the fixture. Furnish certification that, for the particular bolt grade, diameter and embedment depth required, the anchor system will not fail by adhesive failure and that there is no movement of the anchor bolt. For certification and anchorage, use 3,000 psi as the minimum Portland cement concrete compressive strength used in this test. Use adhesives that meet Section 1081.

List the properties of the adhesive on the container and include density, minimum and maximum temperature application, setting time, shelf life, pot life, shear strength and compressive strength.

Page 10-163, Table 1081-1, PROPERTIES OF MIXED EPOXY RESIN SYSTEMS, replace with the following:

TABLE 1081-1 PROPERTIES OF MIXED EPOXY RESIN SYSTEMS							
Property	Type 1	Type 2	Type 3	Type 3A	Type 4A	Type 4B	Type 5
Viscosity-Poises at 77°F ± 2°F	Gel	10-30	25-75	Gel	40-150	40-150	1-6
Spindle No.	-	3	4	--	4	4	2
Speed (RPM)	-	20	20	--	10	10	50
Pot Life (Minutes)	20-50	30-60	20-50	5-50	40-80	40-80	20-60
Minimum Tensile Strength at 7 days (psi)	1,500	2,000	4,000	4,000	1,500	1,500	4,000
Tensile Elongation at 7 days (%)	30 min.	30 min.	2-5	2-5	5-15	5-15	2-5
Min. Compressive Strength of 2" mortar cubes at 24 hours	3,000 (Neat)	4,000-	6,000-	6,000 (Neat)	3,000	3,000	6,000
Min. Compressive Strength of 2" mortar cubes at 7 days	5,000 (Neat)	-	-	-	-	5,000	-
Maximum Water Absorption (%)	1.5	1.0	1.0	1.5	1.0	1.0	1.0
Min. Bond Strength Slant Shear Test at 14 days (psi)	1,500	1,500	2,000	2,000	1,500	1,500	1,500

Page 10-164, Subarticle 1081-1(E), Prequalification, lines 31-33, replace the second sentence of the first paragraph with the following:

Manufacturers choosing to supply material for Department jobs must submit an application through the Value Management Unit with the following information for each type and brand name:

Page 10-164, Subarticle 1081-1(E)(3), line 37, replace with the following:

- (3) Type of the material in accordance with Articles 1081-1 and 1081-4,

Page 10-165, Subarticle 1081-1(E)(6), line 1, in the first sentence of the first paragraph replace “AASHTO M 237” with “the specifications”.

Page 10-165, Subarticle 1081-1(E), Prequalification, line 9-10, delete the second sentence of the last paragraph.

Page 10-165, Subarticle 1081-1(F), Acceptance, line 14, in the first sentence of the first paragraph replace “Type 1” with “Type 3”.

Page 10-169, Subarticle 1081-3(G), Anchor Bolt Adhesives, delete this subarticle.

Page 10-170, Article 1081-3, HOT BITUMEN, line 9, add the following at the end of Section 1081:

1081-4 EPOXY RESIN ADHESIVE FOR BONDING TRAFFIC MARKINGS

(A) General

This section covers epoxy resin adhesive for bonding traffic markers to pavement surfaces.

(B) Classification

The types of epoxies and their uses are as shown below:

Type I – Rapid Setting, High Viscosity, Epoxy Adhesive. This type of adhesive provides rapid adherence to traffic markers to the surface of pavement.

Type II – Standard Setting, High Viscosity, Epoxy Adhesive. This type of adhesive is recommended for adherence of traffic markers to pavement surfaces when rapid set is not required.

Type III – Rapid Setting, Low Viscosity, Water Resistant, Epoxy Adhesive. This type of rapid setting adhesive, due to its low viscosity, is appropriate only for use with embedded traffic markers.

Type IV – Standard Set Epoxy for Blade Deflecting-Type Plowable Markers.

(C) Requirements

Epoxies shall conform to the requirements set forth in AASHTO M 237.

(D) Prequalification

Refer to Subarticle 1081-1(E).

(E) Acceptance

Refer to Subarticle 1081-1(F).

Page 10-173, Article 1084-2, STEEL SHEET PILES, lines 37-38, replace first paragraph with the following:

Steel sheet piles detailed for permanent applications shall be hot rolled and meet ASTM A572 or ASTM A690 unless otherwise required by the plans. Steel sheet piles shall be coated as required by the plans. Galvanized sheet piles shall be coated in accordance with Section 1076. Metallized sheet piles shall be metallized in accordance to the Project Special Provision “Thermal Sprayed Coatings (Metallization)” with an 8 mil, 99.9% aluminum alloy coating and a 0.5 mil seal coating. Any portion of the metallized sheet piling encased in concrete shall receive a barrier coat. The barrier coat shall be an approved waterborne coating with a low-viscosity which readily absorbs into the pores of the aluminum thermal sprayed coating. The waterborne coating shall be applied at a spreading rate that results in a theoretical 1.5 mil dry film thickness. The manufacturer shall issue a letter of

certification that the resin chemistry of the waterborne coating is compatible with the 99.9% aluminum thermal sprayed alloy and suitable for tidal water applications.

Page 10-174, Subarticle 1086-1(B)(1), Epoxy, lines 18-24, replace with the following:

The epoxy shall meet Article 1081-4.

The 2 types of epoxy adhesive which may be used are Type I, Rapid Setting, and Type II, Standard Setting. Use Type II when the pavement temperature is above 60°F or per the manufacturer's recommendations whichever is more stringent. Use Type I when the pavement temperature is between 50°F and 60°F or per the manufacturer's recommendations whichever is more stringent. Epoxy adhesive Type I, Cold Set, may be used to attach temporary pavement markers to the pavement surface when the pavement temperature is between 32°F and 50°F or per the manufacturer's recommendations whichever is more stringent.

Page 10-175, Subarticle 1086-2(E), Epoxy Adhesives, line 27, replace "Section 1081" with "Article 1081-4".

Page 10-177, Subarticle 1086-3(E), Epoxy Adhesives, line 22, replace "Section 1081" with "Article 1081-4".

Page 10-179, Subarticle 1087-4(A), Composition, lines 39-41, replace the third paragraph with the following:

All intermixed and drop-on glass beads shall not contain more than 75 ppm arsenic or 200 ppm lead.

Page 10-180, Subarticle 1087-4(B), Physical Characteristics, line 8, replace the second paragraph with the following:

All intermixed and drop-on glass beads shall comply with NCGS § 136-30.2 and 23 USC § 109(r).

Page 10-181, Subarticle 1087-7(A), Intermixed and Drop-on Glass Beads, line 24, add the following after the first paragraph:

Use X-ray Fluorescence for the normal sampling procedure for intermixed and drop-on beads, without crushing, to check for any levels of arsenic and lead. If any arsenic or lead is detected, the sample shall be crushed and repeat the test using X-ray Fluorescence. If the X-ray Fluorescence test shows more than a LOD of 5 ppm, test the beads using United States Environmental Protection Agency Method 6010B, 6010C or 3052 for no more than 75 ppm arsenic or 200 ppm lead.

Page 10-204, Table 1092-3 MINIMUM COEFFICIENT OF RETROREFLECTION FOR NC GRADE A, replace with the following:

TABLE 1092-3 MINIMUM COEFFICIENT OF RETROREFLECTION FOR NC GRADE A (Candelas Per Lux Per Square Meter)								
Observation Angle, degrees	Entrance Angle, degrees	White	Yellow	Green	Red	Blue	Fluorescent Yellow Green	Fluorescent Yellow
0.2	-4.0	525	395	52	95	30	420	315
0.2	30.0	215	162	22	43	10	170	130
0.5	-4.0	310	230	31	56	18	245	185
0.5	30.0	135	100	14	27	6	110	81
1.0	-4.0	120	60	8	16	3.6	64	48
1.0	30.0	45	34	4.5	9	2	36	27

SELECT MATERIAL, CLASS III, TYPE 3:

(1-17-12)

1016, 1044

SP10 R05

Revise the *2012 Standard Specifications* as follows:

Page 10-39, Article 1016-3, CLASS III, add the following after line 14:

Type 3 Select Material

Type 3 select material is a natural or manufactured fine aggregate material meeting the following gradation requirements and as described in Sections 1005 and 1006:

Percentage of Total by Weight Passing							
3/8"	#4	#8	#16	#30	#50	#100	#200
100	95-100	65-100	35-95	15-75	5-35	0-25	0-8

Page 10-39, Article 1016-3, CLASS III, line 15, replace “either type” with “Type 1, Type 2 or Type 3”.

Page 10-62, Article 1044-1, line 36, delete the sentence and replace with the following:
Subdrain fine aggregate shall meet Class III select material, Type 1 or Type 3.

Page 10-63, Article 1044-2, line 2, delete the sentence and replace with the following:
Subdrain coarse aggregate shall meet Class V select material.

SHOULDER AND SLOPE BORROW:

(3-19-13)

1019

SP10 R10

Use soil in accordance with Section 1019 of the *2012 Standard Specifications*. Use soil consisting of loose, friable, sandy material with a PI greater than 6 and less than 25 and a pH ranging from 5.5 to 7.0.

Soil with a pH ranging from 4.0 to 5.5 will be accepted without further testing if additional limestone is provided in accordance with the application rates shown in Table 1019-1A. Soil type is identified during the soil analysis. Soils with a pH above 7.0 require acidic amendments to be added. Submit proposed acidic amendments to the Engineer for review and approval. Soils with a pH below 4.0 or that do not meet the PI requirements shall not be used.

TABLE 1019-1A ADDITIONAL LIMESTONE APPLICATION RATE TO RAISE pH			
pH TEST RESULT	Sandy Soils Additional Rate (lbs. / Acre)	Silt Loam Soils Additional Rate (lbs. / Acre)	Clay Loam Soils Additional Rate (lbs. / Acre)
4.0 - 4.4	1,000	4,000	6,000
4.5 - 4.9	500	3,000	5,000
5.0 - 5.4	NA	2,000	4,000

Note: Limestone application rates shown in this table are in addition to the standard rate of 4000 lbs. / acre required for seeding and mulching.

No direct payment will be made for providing additional lime or acidic amendments for Ph adjustment.

TEMPORARY TRAFFIC CONTROL DEVICES:

(1-17-12)

1105

SP11 R05

Revise the *2012 Standard Specifications* as follows:

Page 11-5, Article 1105-6 Measurement and Payment, add the following paragraph after line 24:

Partial payments will be made on each payment estimate based on the following: 50% of the contract lump sum price bid will be paid on the first monthly estimate and the remaining 50% of the contract lump sum price bid will be paid on each subsequent estimate based on the percent of the project completed.

MODIFY DRAINAGE STRUCTURE:

(2-28-12)

840

SPD 08-450

Description

Modify existing drainage structure as detailed on the plans or directed by the Engineer.

Materials

Refer to Division 10 of the *2012 Standard Specifications*.

Construction Methods

Construction shall be in accordance with Section 840 of the *2012 Standard Specifications*.

Measurement and Payment

Modify Drainage Structure will be measured and paid as the actual number of drainage structures modified and accepted. Such price and payment will be full compensation for, but not limited to, all materials, labor and equipment necessary to modify the drainage structure.

Payment will be made under:

Pay Item

Modify Drainage Structure

Pay Unit

Each

PEDESTRIAN SAFETY RAIL

(8-28-09)

SPD 8-600

Furnish and install steel pipe handrail at locations as shown in the plans, in accordance with the detail in the plans and as directed by the Engineer.

Measurement and Payment

Pedestrian Safety Rail will be measured and paid as the actual number of linear feet of steel pipe handrail measured along the top of the handrail to the nearest 0.1 of a foot. Such price and payment shall be full compensation for fabricating, furnishing, installing, painting and all incidentals necessary to satisfactorily install the handrail.

Payment will be made under:

Pay Item

Pedestrian Safety Rail

Pay Unit

Linear Foot

CITY OF ASHEVILLE ROADWAY PROVISIONS

LUMP SUM GRADING:

DESCRIPTION

Grade the project to the typical sections and details shown. Grading shall be comprehensive grading as defined in Section 226 of the 2012 Standard Specifications, and shall include clearing and grubbing; all excavation within the area of the Typical Sections, including borrow, unclassified, and undercut excavation; construction of embankments, subgrade, and shoulders; construction of all intersecting roads and drives; the construction of all ditches within the area of the right of way or easements; all drainage ditch excavation; all silt excavation; removal, resetting, and maintenance of all mailboxes and highway signs; removal and disposal of existing pavement, sidewalks, and curb & gutter, cross-line and driveway pipe and designated drainage structures, concrete and asphalt driveways; the disposal of any other unsuitable material in a waste area provided by the contractor; the loading, hauling, placement, shaping, and compaction of any excavated earth material; backfilling with a suitable material of all structures, and pavement removal.

CONSTRUCTION METHOD

Dispose of any waste material and/or furnish any borrow material as needed. The Contractor should make his own determination of borrow quantities. No material may be wasted or removed from the project unless approved by the Engineer.

Shape, compact, and grade the slopes, ditches, subgrade and shoulders to the lines, grades, and typical sections established by the plans or as directed by the Engineer. Roadway ditches shall be cleaned, reshaped, and maintained until final acceptance of the project. Drainage adequate for the protection of the subgrade shall be provided at all times. Grading shall include shaping all disturbed areas to facilitate drainage, prevent the impoundment of water, and dressing all areas to a condition suitable for seeding and mulching by the Contractor. Previously approved subgrade that is damaged by natural causes, construction or hauling equipment, or traffic, shall be restored to the required lines, grades, typical sections, and densities at no expense to the Department.

Excavated areas shall be uniformly graded, well compacted, and free of debris and loose material. Excavated areas adjacent to existing pavement having more than a 2 inch drop from the edge of pavement shall not be left open overnight. Such areas shall be made safe by the placement of solid material at a 6:1 or flatter slope. All open areas shall be identified and guarded by adequate traffic control devices as directed and approved by the Manual of Uniform Traffic Control Devices (MUTCD), 2012 Roadway Standards Drawings, and the Engineer.

Remove and satisfactorily dispose of vegetation and debris from within the project limits. All waste disposal shall be in accordance with state, federal and local regulations regarding the disposal of waste material. All permits and fees for any such disposal shall be the responsibility of the Contractor, and the Department shall not be held liable for disposal of any materials outside the project right of way.

MEASUREMENT AND PAYMENT

Grading will be paid in accordance with Article 226-3 of the Standard Specifications. No separate payment will be made for borrow as it shall be incidental to the comprehensive item Grading.

GEOTEXTILE FOR DRAINAGE

DESCRIPTION

Use filtration geotextiles when shown in the plans and as directed. Do not leave geotextiles exposed for more than 7 days before covering with stone. Overlap adjacent geotextiles at least 18" in the downhill and downstream direction.

MATERIALS

Geotextile for Drainage, Type 2 Section 1056

MEASUREMENT AND PAYMENT

Geotextile for Drainage will be measured and paid in square yards. Filtration geotextiles will be measured along the ground surface as the square yards of exposed geotextiles before placing rip rap. No measurement will be made for overlapping geotextiles.

Payment will be made under:

Pay Item	Pay Unit
Geotextile for Drainage, Type 2	Square Yards

OFFSET CATCH BASIN

DESCRIPTION

Construct Offset Catch Basins in accordance with the details in the plans, Section 840 of the 2012 Standard Specifications, and as directed by the Engineer.

Adaptation of the detail, as indicated in the plans, or as necessary in the field to fit the structure to the site, shall be considered part of the work and shall be considered incidental to this pay item.

MEASUREMENT AND PAYMENT

Offset Catch Basin will be measured and paid as each item incorporated into the completed and accepted work. Such price and payment will be full compensation for all materials (including frame and cover & frame, grate and hood), labor, equipment and other incidentals necessary to complete the work.

Payment will be made under:

Pay Item	Pay Unit
Offset Catch Basin	Each

ASPHALT DRIVEWAY REPAIR AND TIE-IN

DESCRIPTION

The work consists of repairing or tying-in existing driveways to the new sidewalk crossing driveways. Work shall be performed in accordance with the details, section 654 of the 2012 Standard Specifications and as directed by the Engineer.

Perform the work covered by this section including, but not limited to, repairing of existing pavement with asphalt plant mix in order to provide a safe, passable and convenient condition for traffic, or to replace pavement removed. Work shall include the removal of effected pavement markings. Perform the work by cutting the existing pavement to a neat vertical joint and uniform line; removing and disposing of pavement, base and subgrade material as approved or directed; coating the area to be repaired with a tack coat; furnishing, placing and compacting asphalt plant mix; and replacing of the removed material with asphalt plant mix. Make the repairs in accordance with the plans, or as approved or directed.

MEASUREMENT AND PAYMENT

Asphalt Driveway Repair and Tie-in will be paid as the actual number of tons of asphalt complete in place, used to make completed and accepted tie-ins or repairs. The asphalt material will be measured by being weighed in trucks on certified platform scales or other certified weighing devices. The unit price bid shall be full compensation for furnishing all labor, materials, tools equipment and incidentals required to saw cut, excavate, dispose and make the repairs.

The installation of *incidental stone base* shall be paid measured and paid in accordance to Article 545-6.

There will be no direct payment for removal of existing pavement markings in driveways affected by the tie-ins and is considered incidental to this line item. Installation of new pavement markings will be paid under a separate pay item.

Payment will be made under:

Pay Item	Pay Unit
Asphalt Plant Mix, Pavement Repair	Ton

HIGH EARLY STRENGTH CONCRETE FOR DRIVEWAYS:

(11-21-00) (COA Rev. 9.17.14)

848

SP10 R02

Where directed by the Engineer use high early strength concrete at driveways that will provide a strength gain of 2,500 psi in 12 hours. Provide high early strength concrete that meets the requirements of Article 1000-5. The Contractor shall submit mix designs and test data along with the required forms as directed in Section 1000 of the 2012 Standard Specifications for approval.

MEASUREMENT AND PAYMENT

High Early Concrete will be measured along the surface of the completed and accepted work and shall be full compensation for all materials, labor, equipment, and other incidentals necessary to complete the work as described in Section 848.

Payment will be made under:

Pay Item	Pay Unit
High Early Strength Concrete for Driveways	Square Yards

CONCRETE TRENCH DRAIN

DESCRIPTION

Concrete Trench Drain will be constructed in accordance with the general guidelines of section 825 and 848 and as generally detailed on the drawings or as directed by the Engineer; The Contractor shall furnish a shop drawing for review and comments prior to fabrication. The steel covers shall receive a non-slip coating; the Contractor shall submit product information for approval.

MEASUREMENT AND PAYMENT

Concrete Trench Drain will be measured and paid in the number of square feet of steel cover that has been incorporated into the completed and accepted work. The square feet of steel cover will be measured along the surface of the completed and accepted work. Such price and payment will be full compensation for all materials, including but not limited to the concrete trench, frame, sealing joints, steel cover, labor, equipment and other incidentals necessary to complete the work.

Payment will be made under:

Pay Item	Pay Unit
Concrete trench drain	Square Foot

JOINT SEALER FOR CONCRETE SIDEWALK, DRIVEWAYS, AND CURB AND GUTTER

DESCRIPTION

Contractor shall furnish and install joint sealer in accordance with the NCDOT Section 846,848 and section 1028-3. The purpose of this special provision is to specify the use of Low Modulus Silicone Sealant on all concrete joints throughout the project which require joint sealer.

MEASUREMENT AND PAYMENT

There will be no direct payment for the use of Low Modulus Silicone Sealant as compensation for this work is considered incidental to other line items.

CONCRETE WHEEL STOPS

DESCRIPTION

The Contractor shall install wheel stop at the locations shown on the plans or otherwise directed by the engineer. Wheel stops shall be precast 2,500 psi concrete constructed in accordance with Section 1077. All labor and materials for providing and mounting wheel stops shall be incidental to the item Wheel Stops.

MEASUREMENT AND PAYMENT

Wheel Stops will be measured and paid for as the actual number of units that have been completed and accepted. Such price and payment includes but is not limited to providing all materials, drilling pavement, installing dowels, sealing, and all incidentals to complete the work.

Payment will be made under:

Pay Item	Pay Unit
Concrete Wheel Stops	Each

CONCRETE STAND UP CURB

DESCRIPTION

Construct concrete stand up in accordance with the details and plans, section 846 of the 2012 Standard Specifications, and as directed by the Engineer.

MEASUREMENT AND PAYMENT

Concrete stand up curb will be measured and paid in linear feet of concrete curb incorporated into the completed and accepted work. The width and depth of concrete will be computed by the dimensions provided on the plans or as directed by the Engineer and the length will be measured along the top surface of the completed and accepted work.

Such price and payment will be full compensation for all materials, including but not limited to the removing and disposing existing curb, excavating and backfilling, reinforcement, forming, finishing, constructing and sealing joints, concrete, weeps, 57 stone, filter fabric, labor, equipment and other incidentals necessary to complete the work. There will be no other pay items associated with the concrete stand up curb

Payment will be made under:

Pay Item	Pay Unit
Concrete Stand Up Curb – A	Linear Foot
Concrete Stand Up Curb – B	Linear Foot

CONCRETE TURNDOWN FOOTING

DESCRIPTION

Construct concrete turndown footings in accordance with the details and plans, section 825 of the 2012 Standard Specifications, and as directed by the Engineer.

MEASUREMENT AND PAYMENT

Concrete turndown footing will be measured and paid in the number of square feet of exposed concrete incorporated into the completed and accepted work. The length and width of concrete will be measured along the surface of the completed and accepted work, as shown on the plans. Such price and payment will be full compensation for all materials, labor, equipment and other incidentals necessary to complete the work.

Payment will be made under:

Pay Item	Pay Unit
Concrete turndown footing	Square Foot

GEOTECHNICAL PROVISIONS

PRECAST GRAVITY RETAINING WALLS

COA SP 10.21.14

1.0 GENERAL

Construct precast gravity retaining walls consisting of precast retaining wall (PRW) units supported by concrete footings or aggregate footings. Provide cast-in-place concrete slope protection as required. Design and construct precast gravity retaining walls based on actual elevations, wall dimensions and batter in accordance with the contract and accepted submittals. Define “precast gravity wall” as a precast gravity retaining wall and “PRW Unit Vendor” as the vendor licensing the precaster. Define “slope protection” as cast-in- place concrete slope protection.

2.0 MATERIALS

Refer to the *Standard Specifications*.

Item	Section
Anchor Pins	1056-2
Curing Agents	1026
Geotextiles, Type 2	1056
Joint Filler	1028-1
Portland Cement Concrete	1000
Precast Retaining Wall Units	1077
Select Material, Class VI	1016
Subsurface Drainage Materials	815-2
Wire Staples	1060-8(D)

Provide Type 2 geotextile for separation geotextiles. Use Class A concrete for footings, Class B concrete for slope protection and Class VI select material for No. 57 stone. Provide PVC pipes, fittings, outlet pipes and concrete pads for subsurface drainage materials. For PVC pipes behind precast gravity walls, use pipes with perforations that meet AASHTO M 278.

Use PRW units from producers approved by the Department and licensed by the PRW Unit Vendor. Produce PRW units with a final finish that meets Article 1077-11 of the *Standard Specifications* except for unit faces. Unless required otherwise in the plans, provide PRW units with a vertical rock like face and a concrete gray color with no tints, dyes or pigments. Do not begin unit production until sample PRW units of the type, face and color proposed for the project have been approved by the Project Manager.

Except for half-block units and other special application units, the individual block units shall be a nominal height of 18 inches and 46 1/8 inches in length. Each textured block facing shall be a minimum of 5.75 square feet.

Do not mix PRW units from different PRW Unit Vendors on the same precast gravity wall. Damaged PRW units with excessive discoloration, chips or cracks as determined by the

Engineer will be rejected. Load, transport, unload and store precast gravity wall materials so materials are kept clean and free of damage.

3.1 PRECONSTRUCTION REQUIREMENTS

A. Precast Gravity Wall Surveys

The Retaining Wall Plans shall consist of a plan view, typical sections, details, notes and an elevation or profile view (wall envelope) for each precast gravity wall. Before beginning precast gravity wall design, survey existing ground elevations shown in the plans and other elevations in the vicinity of precast gravity wall locations as needed. Based on these elevations, finished grades and actual precast gravity wall dimensions, details and batter, submit revised wall envelopes for acceptance. Use accepted wall envelopes for design.

B. Precast Gravity Wall Designs

Submit 11 copies of working drawings and 3 copies of design calculations and a PDF copy of each for precast gravity wall designs at least 30 days prior to the pre-construction meeting for wall construction. Note name and NCDOT ID number of the PRW unit production facility on the working drawings. Do not begin precast gravity wall construction until a design submittal is accepted.

Design precast gravity walls in accordance with the plans and Article 11.11 of the *AASHTO LRFD Bridge Design Specifications* unless otherwise required. Design precast gravity walls for seismic if walls are located in seismic zone 2 based on Figure 2-1 of the *Structure Design Manual*. Design precast gravity walls for the wall batter required by the PRW Unit Vendor and clearances shown in the plans. Do not locate PRW units or footings outside right-of-way or easement limits.

When noted in the plans, design precast gravity walls for a live load (traffic) surcharge of 250 lb/sf in accordance with Figure C11.5.6-3(a) of the AASHTO LRFD specifications. For steel beam guardrail with 8 ft posts above precast gravity walls, analyze walls for a horizontal load (P_{HI}) of 300 lb/ft of wall in accordance with Figure 3.11.6.3-2(a) of the AASHTO LRFD specifications. For concrete barrier rail above precast gravity walls, analyze walls for a P_{HI} of 500 lb/ft of wall in accordance with Figure 3.11.6.3-2(a).

Use 12" thick cast-in-place unreinforced concrete footings beneath PRW units that are continuous at steps and extend at least 6" in front of and behind bottom row of PRW units. Unless required otherwise in the plans, embed bottom of footings at least 2 ft below bottom of walls shown in the plans. At the Contractor's option he may use an aggregate footing comprised of No. 57 stone wrapped in a type 2 geotextile fabric, to be designed and shown on the retaining wall shop drawings prepared by the Retaining Wall Design Engineer.

Fill PRW unit core spaces with No. 57 stone and between and behind units with No. 57 stone for a horizontal distance of at least 18" so stone is continuous in all directions.

For adjacent PRW units with different depths (front to back), it may be necessary to fill behind units with more than 18" of No. 57 stone to make stone continuous. Assume a unit weight of 100 lb/cf for No. 57 stone.

When noted in the plans, locate a 4" diameter continuous perforated PVC drain pipe in the No. 57 stone behind bottom row of PRW units. Separation geotextiles are required between No. 57 stone and backfill or natural ground and between stone and overlying fill or pavement section except when concrete pavement, full depth asphalt or cement treated base is placed directly on stone.

At the Contractor's option, use cap or top PRW units at top of walls unless there is a back slope or concrete barrier rail above precast gravity walls or unless otherwise indicated on the plans. For precast gravity walls with back slopes, use top PRW units only and extend top of walls at least 4" above where finished grade intersects top PRW units. When concrete barrier rail is required above precast gravity walls, use concrete barrier rail with moment slab as shown in the plans and do not use cap PRW units. When single faced precast concrete barrier is required in front of and against precast gravity walls, fill voids between barrier and wall faces with No. 57 stone.

Submit working drawings and design calculations for acceptance in accordance with Article 105-2 of the *Standard Specifications*. Submit working drawings showing plan views, wall profiles with required resistances, typical sections, No. 57 stone and geotextile locations and details of footings, PRW units, etc. If necessary, include details on working drawings for slope protection, concrete barrier rail with moment slab and obstructions extending through walls or interfering with footings, barriers or moment slabs, and connection of safety rails and fencing. Submit design calculations for each wall section with different surcharge loads, geometry or material parameters. When designing precast gravity walls with computer software, a hand calculation is required for the tallest wall section. Provide precast gravity wall designs sealed by an engineer licensed in the state of North Carolina.

C. Preconstruction Meeting

Before starting precast gravity wall construction, hold a preconstruction meeting to discuss the construction and inspection of the precast gravity walls. Schedule this meeting after all precast gravity wall submittals have been accepted. The Resident or Bridge Maintenance Engineer, Bridge Construction Engineer, Geotechnical Operations Engineer, Contractor and Precast Gravity Wall Installer Superintendent will attend this preconstruction meeting.

4.1 CONSTRUCTION METHODS

Control drainage during construction in the vicinity of precast gravity walls. Direct run off away from precast gravity walls, No. 57 stone and backfill. Contain and maintain stone and backfill and protect material from erosion.

Excavate as necessary for precast gravity walls in accordance with the accepted

submittals. If applicable and at the Contractor's option, use temporary shoring for wall construction instead of temporary slopes to construct precast gravity walls. Define "temporary shoring for wall construction" as temporary shoring not shown in the plans or required by the Engineer including shoring for OSHA reasons or the Contractor's convenience.

Notify the Engineer when foundation excavation is complete. Do not place concrete or aggregate for footings until excavation depth and foundation material are approved.

Construct cast-in-place concrete footings at elevations and with dimensions shown in the accepted submittals and in accordance with Section 420 of the *Standard Specifications*. Cure footings at least 24 hours before placing PRW units.

Stack PRW units with no negative wall batter (wall face leaning forward) so the final wall position is as shown in the accepted submittals. Place PRW units with a maximum vertical joint width of 1/2". Stagger PRW units to create a running bond by centering units over joints in the row below as shown in the accepted submittals. Construct precast gravity walls with the following tolerances:

- A. PRW units are level from front to back and between units when checked with a 3 ft long level,
- B. Wall face is within 2" of horizontal and vertical alignment shown in the accepted submittals when measured along a 10 ft straightedge unless otherwise approved, and
- C. Wall batter is within 2° of batter required by the PRW Unit Vendor.

Overlap adjacent separation geotextiles at least 18" at seams and hold geotextiles in place with wire staples or anchor pins as needed. If a drain is required, install wall drainage systems consisting of drains and outlet components as shown in the accepted submittals and in accordance with Section 815 of the *Standard Specifications*.

Place No. 57 stone between and behind PRW units in 8" to 10" thick lifts. Compact stone with hand operated compaction equipment to the satisfaction of the Engineer. Backfill for precast gravity walls behind No. 57 stone in accordance with Article 410-8 of the *Standard Specifications*. Set cap PRW units with a 1/2" to 1-1/2" overhang as shown in the plans.

Pave slopes above and behind precast gravity walls with slope protection if shown in the plans and accepted submittals and in accordance with Article 462-3 of the *Standard Specifications*. Construct slope protection joints at a spacing of 10 ft. Make 1/2" thick expansion joints that meet Article 420-10 of the *Standard Specifications* for every third joint and 1/2" deep grooved contraction joints that meet Subarticle 825-10(B) for the remaining joints.

5.0 MEASUREMENT AND PAYMENT

Precast Gravity Retaining Walls will be measured and paid in square feet. Precast gravity walls will be measured as the square feet of **exposed wall face area** with the height equal

to the difference between top and bottom of wall elevations. Define “top of wall” as top of cap or top PRW units. Define “bottom of wall” as shown in the plans and no measurement will be made for portions of precast gravity walls embedded below bottom of wall elevations.

The contract unit price for *Precast Gravity Retaining Walls* will be full compensation for providing design, submittals, labor, tools, equipment and precast gravity wall materials, excavating, backfilling, hauling and removing excavated materials and supplying footings, PRW units, No. 57 stone, wall drainage systems, geotextiles, cap and top PRW units, concrete ditch, slope protection and any incidentals necessary to construct precast gravity walls.

No separate payment will be made for temporary shoring for wall construction. Temporary shoring for wall construction will be incidental to the contract unit price for *Precast Gravity Retaining Walls*.

The contract unit price for *Precast Gravity Retaining Walls* does not include the cost for ditches, fences, handrails, barrier or guardrail associated with precast gravity walls as these items will be paid for elsewhere in the contract.

Where it is necessary to provide backfill material behind No. 57 stone from sources other than excavated areas or borrow sources used in connection with other work in the contract, such backfill material is not considered extra work but is incidental to the work being performed.

Payment will be made under:

Pay Item
Precast Gravity Retaining Walls

Pay Unit
Square Foot

SOIL NAIL RETAINING WALLS

COA SP 10.21.14

1.0 GENERAL

Construct soil nail retaining walls consisting of soil nails spaced at a regular pattern and connected to a cast-in-place reinforced concrete face. A soil nail consists of a steel bar grouted in a drilled hole inclined at an angle below horizontal. Use shotcrete for temporary support of excavations during construction. Design and construct soil nail retaining walls based on actual elevations and wall dimensions in accordance with the contract and accepted submittals. Use a prequalified Anchored Wall Contractor to construct soil nail retaining walls. Define “soil nail wall” as a soil nail retaining wall and “Soil Nail Wall Contractor” as the Anchored Wall Contractor installing soil nails and applying shotcrete. Define “nail” as a soil nail and “concrete facing” as a cast-in-place reinforced concrete face.

2.0 MATERIALS

Refer to the *Standard Specifications*.

Item	Section
Anchor Pins	1056-2
Curing Agents	1026
Geocomposites	1056
Joint Materials	1028
Masonry	1040
Segmental Retaining Wall Units	1040-4
Neat Cement Grout, Nonshrink	1003
Portland Cement Concrete, Class A	1000
Reinforcing Steel	1070
Select Material, Class VI	1016
Shotcrete	1002
Shoulder Drain Materials	816-2
Steel Plates	1072-2
Welded Stud Shear Connectors	1072-6

Provide Class VI select material (standard size No. 57 stone) for leveling pads. Use Class A concrete for concrete facing.

Provide soil nails consisting of grouted steel bars and nail head assemblies. Use epoxy coated or encapsulated deformed steel bars that meet AASHTO M 275 or M 31, Grade 60 or 75. Splice bars in accordance with Article 1070-9 of the *Standard Specifications*. Provide epoxy coated bars that meet Article 1070-7 of the *Standard Specifications*.

For encapsulated bars, use nonperforated corrugated HDPE sheaths at least 0.04" thick that meet AASHTO M 252. Provide at least 0.4" of grout cover between bars and sheathing and at least 0.8" of grout cover between sheathing and drill hole walls.

Fabricate centralizers from schedule 40 PVC plastic pipe or tube, steel or other material not detrimental to steel bars (no wood). Size centralizers to position bars within 1" of drill hole centers and allow tremies to be inserted to ends of holes. Use centralizers that do not interfere with grout placement or flow around bars. Centralizers are required both inside and outside sheaths for encapsulated nails.

Provide nail head assemblies consisting of nuts, washers and bearing plates with welded stud shear connectors. Use steel plates for bearing plates and steel washers and hex nuts recommended by the Soil Nail Manufacturer.

Provide Type 3 material certifications for soil nail materials in accordance with Article 106-3 of the *Standard Specifications*. Store steel materials on blocking at least 12" above the ground and protect it at all times from damage; and when placing in the work make sure it is free from dirt, dust, loose mill scale, loose rust, paint, oil or other foreign materials. Load, transport, unload and store soil nail wall materials so materials are kept clean and free of damage. Do not crack, fracture or otherwise damage grout

inside sheaths of encapsulated nails. Bent, damaged or defective materials will be rejected.

3.0 PRECONSTRUCTION REQUIREMENTS

A. Soil Nail Wall Surveys

The Retaining Wall Plans show a plan view, typical sections, details, notes and an elevation or profile view (wall envelope) for each soil nail wall. Before beginning soil nail wall design, survey existing ground elevations shown in the plans and other elevations in the vicinity of soil nail wall locations as needed. Based on these elevations, finished grades and actual soil nail wall dimensions and details, submit revised wall envelopes for acceptance. Use accepted wall envelopes for design.

B. Soil Nail Wall Designs

Submit 11 copies of working drawings and 3 copies of design calculations and a PDF copy of each for soil nail wall designs at least 30 days prior to the preconstruction meeting for wall construction. Do not begin soil nail wall construction until a design submittal is accepted.

Use a prequalified Anchored Wall Design Consultant to design soil nail walls. Provide designs sealed by a Design Engineer approved as a Geotechnical Engineer (key person) for the Anchored Wall Design Consultant.

Design soil nail walls in accordance with the plans and allowable stress design method in the *FHWA Geotechnical Engineering Circular No. 7 "Soil Nail Walls"* (Publication No. FHWA-IF-03-017) unless otherwise required. Design soil nail walls for seismic if walls are located in seismic zone 2 based on Figure 2-1 of the *Structure Design Manual*.

Design soil nails that meet the following unless otherwise approved:

1. Horizontal and vertical spacing of at least 3 ft,
2. Inclination of at least 12° below horizontal,
3. Clearance between ends of bars and drill holes of at least 6" and
4. Diameter of 6" to 10".

Four inch diameter soil nails may be approved for nails in rock at the discretion of the Engineer. Do not extend nails beyond right-of-way or easement limits. If existing or future obstructions such as foundations, guardrail, fence or handrail posts, pavements, pipes, inlets or utilities will interfere with nails, maintain a clearance of at least 6" between obstructions and nails.

When noted in the plans, design soil nail walls for a live load (traffic) surcharge of 250 lb/sf. For steel beam guardrail with 8 ft posts above soil nail walls, analyze walls for a horizontal load of 300 lb/ft of wall. For concrete barrier rail above

soil nail walls, analyze walls for a horizontal load of 500 lb/ft of wall.

Provide wall drainage systems consisting of geocomposite drain strips, drains and outlet components. Place drain strips with a horizontal spacing of no more than 10 ft and center strips between adjacent nails. Attach drain strips to excavation faces and connect strips to leveling pads. Provide details of outlet components on the shop drawings.

Use shotcrete at least 4" thick and reinforce shotcrete with #4 waler bars around nail heads. Two waler bars (one on each side of nail head) in the horizontal and vertical directions are required for a total of 4 bars per nail.

Use No. 57 stone for aggregate leveling pads. Use 6" thick leveling pads beneath concrete facing. Unless required otherwise in the plans, embed top of leveling pads at least 12" below bottom of walls shown in the plans.

Use concrete facing, unless indicated otherwise. Concrete facing shall be used with the dimensions shown in the plans and attach facing to nail heads with welded stud shear connectors. When concrete barrier rail is required above soil nail walls, use concrete barrier rail with moment slab as shown in the plans.

Submit working drawings and design calculations including unit grout/ground bond strengths for acceptance in accordance with Article 105-2 of the *Standard Specifications*. Submit working drawings showing plan views, wall profiles with nail locations including known test nail locations, typical sections and details of nails, drainage, shotcrete, leveling pads, concrete facing, and typical sections with reinforcement and connection details of SRW units. If necessary, include details on working drawings for concrete barrier rail with moment slab and obstructions extending through walls or interfering with nails, barriers or moment slabs. Submit design calculations for each wall section with different surcharge loads, geometry or material parameters. At least one analysis is required for each wall section with different nail lengths. When designing soil nail walls with computer software, a hand calculation is required for the wall section with the longest nails.

C. Soil Nail Wall Construction Plan

Submit 4 copies and a PDF copy of a soil nail wall construction plan at least 30 days before the preconstruction meeting. Do not begin soil nail wall construction until the construction plan submittal is accepted. Provide detailed project specific information in the soil nail wall construction plan that includes the following:

1. Overall description and sequence of soil nail wall construction;
2. List and sizes of excavation equipment, drill rigs and tools, tremies and grouting equipment;
3. Procedures for excavations, drilling and grouting, soil nail and wall drainage system installation and facing construction;
4. Details of shotcrete equipment and application including mix process, test panels, thickness gauges and shooting methods;

5. Shotcrete nozzleman with certification in accordance with Article 1002-1 of the *Standard Specifications*;
6. Plan and methods for nail testing with calibration certificates dated within 90 days of the submittal date;
7. Examples of construction and test nail records to be used in accordance with Sections 4.0(F) and 5.0(E) of this provision;
8. Approved packaged grout or grout mix design with acceptable ranges for grout flow and density that meets Section 1003 of the *Standard Specifications*;
9. Shotcrete mix design that meets Section 1002 of the *Standard Specifications*; and
10. Other information shown in the plans or requested by the Engineer.

If alternate construction procedures are proposed or necessary, a revised soil nail wall construction plan submittal may be required. If the work deviates from the accepted submittal without prior approval, the Engineer may suspend soil nail wall construction until a revised plan is accepted.

D. Preconstruction Meeting

Before starting soil nail wall construction, hold a preconstruction meeting to discuss the construction, inspection and testing of the soil nail walls. Schedule this meeting after all soil nail wall submittals have been accepted. The Resident or Bridge Maintenance Engineer, Bridge Construction Engineer, Geotechnical Operations Engineer, Contractor and Soil Nail Wall Contractor Superintendent will attend this preconstruction meeting.

4.0 CONSTRUCTION METHODS

Control drainage during construction in the vicinity of soil nail walls. Direct run off away from soil nail walls and areas above and behind walls.

Notify the Engineer before blasting in the vicinity of soil nail walls. Perform blasting in accordance with the contract. Unless required otherwise in the plans, install foundations located behind soil nail walls before beginning wall construction.

Install soil nail walls in accordance with the accepted submittals and as directed. Do not excavate behind soil nail walls. If overexcavation occurs, repair walls with an approved method and a revised soil nail wall design or construction plan may be required.

A. Excavation

Excavate for soil nail walls from the top down in accordance with the accepted submittals. Excavate in staged horizontal lifts with no negative batter (excavation face leaning forward). Excavate lifts in accordance with the following:

1. Heights not to exceed vertical nail spacing,
2. Bottom of lifts no more than 3 ft below nail locations for current lift and
3. Horizontal and vertical alignment within 2" of location shown in the

accepted submittals.

Remove any cobbles, boulders, rubble or debris that will protrude more than 2" into the required shotcrete thickness. Rocky ground such as colluvium, boulder fills and weathered rock may be difficult to excavate without leaving voids.

Apply shotcrete to excavation faces within 24 hours of excavating each lift unless otherwise approved. Shotcreting may be delayed if it can be demonstrated that delays will not adversely affect excavation stability. If excavation faces will be exposed for more than 24 hours, use polyethylene sheets anchored at top and bottom of lifts to protect excavation faces from changes in moisture content.

If an excavation becomes unstable at any time, suspend soil nail wall construction and temporarily stabilize the excavation by immediately placing an earth berm up against the unstable excavation face. When this occurs, repair walls with an approved method and a revised soil nail wall design or construction plan may be required.

Do not excavate the next lift until nail installations and testing and shotcrete application for the current lift are accepted and grout and shotcrete for the current lift have cured at least 3 days and 1 day, respectively.

B. Soil Nails

Install soil nails in the same way as acceptable test nails. Drill and grout nails the same day and do not leave drill holes open overnight.

Control drilling and grouting to prevent excessive ground movements, damaging structures and pavements or fracturing rock and soil formations. If ground heave or subsidence occurs, suspend soil nail wall construction and take corrective action to minimize movement. If property damage occurs, make repairs with an approved method and a revised soil nail wall design or construction plan may be required.

1. Drilling

Use drill rigs of the sizes necessary to install soil nails and with sufficient capacity to drill through whatever materials are encountered. Drill straight and clean holes with the dimensions and inclination shown in the accepted submittals. Drill holes within 6" of locations and 2° of inclination shown in the accepted submittals unless otherwise approved.

Stabilize drill holes with temporary casings if unstable, caving or sloughing material is anticipated or encountered. Do not use drilling fluids to stabilize drill holes or remove cuttings.

2. Steel Bars

Center steel bars in drill holes with centralizers. Securely attach centralizers

along bars at no more than 8 ft centers. Attach uppermost and lowermost centralizers 18" from excavation faces and ends of holes.

Do not insert steel bars into drill holes until hole locations, dimensions, inclination and cleanliness are approved. Do not vibrate, drive or otherwise force bars into holes. If a steel bar cannot be completely and easily inserted into a drill hole, remove the bar and clean or redrill the hole.

3. Grouting

Remove oil, rust inhibitors, residual drilling fluids and similar foreign materials from holding tanks/hoppers, stirring devices, pumps, lines, tremie pipes and any other equipment in contact with grout before use.

Inject grout at the lowest point of drill holes through tremies, e.g., grout tubes, casings, hollow-stem augers or drill rods, in one continuous operation. Fill drill holes progressively from ends of holes to excavation faces and withdraw tremies at a slow even rate as holes are filled to prevent voids in grout. Extend tremies into grout at least 5 ft at all times except when grout is initially placed in holes.

Provide grout free of segregation, intrusions, contamination, structural damage or inadequate consolidation (honeycombing). Cold joints in grout are not allowed except for test nails. Remove any temporary casings as grout is placed and record grout volume for each drill hole.

4. Nail Heads

Weld stud shear connectors to bearing plates of nails in accordance with Article 1072-6 of the *Standard Specifications*. Install nail head assemblies after shotcreting. Before shotcrete reaches initial set, seat bearing plates and tighten nuts so plates contact shotcrete uniformly. If uniform contact is not possible, install nail head assemblies on mortar pads so nail heads are evenly loaded.

C. Wall Drainage Systems

Install wall drainage systems as shown in the accepted submittals.

D. Shotcrete

Clean ungrouted zones of drill holes and excavation faces of loose materials, mud, rebound and other foreign material. Moisten surfaces to receive shotcrete. Install shotcrete reinforcement in accordance with the contract and accepted submittals. Secure reinforcing steel so shooting does not displace or vibrate reinforcement. Install approved thickness gauges on 5 ft centers in the horizontal and vertical directions to measure shotcrete thickness.

Apply shotcrete in accordance with the contract, accepted submittals and Subarticle 1002-3(F) of the *Standard Specifications*. Use approved shotcrete nozzlemen who made satisfactory preconstruction test panels to apply shotcrete. Direct shotcrete at right angles to excavation faces except when shooting around reinforcing steel. Rotate nozzle steadily in small circular patterns and apply shotcrete from bottom of lifts up.

Make shotcrete surfaces uniform and free of sloughing or sagging. Completely fill ungrouted zones of drill holes and any other voids with shotcrete. Taper construction joints to a thin edge over a horizontal distance of at least the shotcrete thickness. Wet joint surfaces before shooting adjacent sections.

Repair surface defects as soon as possible after shooting. Remove any shotcrete which lacks uniformity, exhibits segregation, honeycombing or lamination or contains any voids or sand pockets and replace with fresh shotcrete to the satisfaction of the Engineer. Protect shotcrete from freezing and rain until shotcrete reaches initial set.

E. Leveling Pads and Concrete Facing

Construct aggregate leveling pads at elevations and with dimensions shown in the accepted submittals. Compact leveling pads with a vibratory compactor to the satisfaction of the Engineer.

Construct concrete facing in accordance with the accepted submittals and Section 420 of the *Standard Specifications*. Do not remove forms until concrete attains a compressive strength of at least 2,400 psi. Unless required otherwise in the plans, provide a Class 2 surface finish for concrete facing that meets Subarticle 420-17(F) of the *Standard Specifications*. Construct concrete facing joints at a spacing of 10 ft to 12 ft unless required otherwise in the plans. Make 1/2" thick expansion joints that meet Article 420-10 of the *Standard Specifications* for every third joint and 1/2" deep grooved contraction or sawed joints that meet Subarticle 825-10(B) or 825-10(E) respectively for the remaining joints. Stop reinforcing steel for concrete facing 2" on either side of expansion joints.

If a Segmental block facade is required, construct in accordance with the accepted submittals. Anchor SRW units to the soil nail walls in accordance with the manufacturer's recommendations and approved submittals.

Seal joints above and behind soil nail walls between concrete facing and slope protection with silicone sealant.

F. Construction Records

Provide 2 copies of soil nail wall construction records within 24 hours of completing each lift. Include the following in construction records:

1. Names of Soil Nail Wall Contractor, Superintendent, Nozzleman, Drill Rig Operator, Project Manager and Design Engineer;

2. Wall description, county, Department's contract, TIP and WBS element number;
3. Wall station and number and lift location, dimensions, elevations and description;
4. Nail locations, dimensions and inclinations, bar types, sizes and grades, corrosion protection and temporary casing information;
5. Date and time drilling begins and ends, steel bars are inserted into drill holes, grout and shotcrete are mixed and arrives on-site and grout placement and shotcrete application begins and ends;
6. Grout volume, temperature, flow and density records;
7. Ground and surface water conditions and elevations if applicable;
8. Weather conditions including air temperature at time of grout placement and shotcrete application; and
9. All other pertinent details related to soil nail wall construction.

After completing each soil nail wall or stage of a wall, provide a PDF copy of all corresponding construction records.

5.0 NAIL TESTING

Test soil nails in accordance with the contract and as directed. "Verification tests" are performed on nails not incorporated into soil nail walls, i.e., sacrificial nails and "proof tests" are performed on nails incorporated into walls, i.e., production nails. Define "verification test nail" and "proof test nail" as a nail tested with either a verification or proof test, respectively. Define "test nails" as verification or proof test nails.

Verification tests are typically required for at least one nail per soil type per soil nail wall or 2 nails per wall, whichever is greater. Proof tests are typically required for at least one nail per nail row per soil nail wall or at least 5% of production nails, whichever is greater. More or less test nails may be required depending on subsurface conditions encountered. The Engineer will determine the number and locations of verification and proof tests required. The approximate known test nail locations are shown in the plans.

Do not test nails until grout and shotcrete attain the required 3 day compressive strength. Do not install any production nails until verification tests are accepted.

A. Test Equipment

Use the following equipment to test nails:

1. Two dial gauges with rigid supports,
2. Hydraulic jack and pressure gauge,
3. Jacking block or reaction frame and
4. Electrical resistance load cell (verification tests only).

Provide dial gauges with enough range and precision to measure the maximum test nail movement to 0.001". Use pressure gauges graduated in 100 psi increments or less. Submit identification numbers and calibration records for load cells, jacks and pressure gauges with the soil nail wall construction plan. Calibrate each jack and pressure gauge as a unit.

Align test equipment to uniformly and evenly load test nails. Use a jacking block or reaction frame that does not damage or contact shotcrete within 3 ft of nail heads. Place dial gauges opposite each other on either side of test nails and align gauges within 5° of bar inclinations. Set up test equipment so resetting or repositioning equipment during nail testing is not needed.

B. Test Nails

Test nails include both unbonded and bond lengths. Grout only bond lengths before nail testing. Provide unbonded and bond lengths of at least 3 ft and 10 ft, respectively.

Steel bars for production nails may be overstressed under higher test nail loads. If necessary, use larger size or higher grade bars with more capacity for test nails instead of shortening bond lengths to less than the minimum required.

C. Verification Tests

Install verification test nails with the same equipment, installation methods and drill hole diameter and inclination as production nails.

Determine maximum bond length for verification test nails (L_{BVT}) using the following:

$$L_{BVT} \leq (C_{RT} \times A_t \times f_y) / (Q_{ALL} \times 3)$$

Where,

L_{BVT} = bond length (ft),

C_{RT} = reduction coefficient, 0.9 for Grade 60 and 75 bars or 0.8 for Grade 150 bars, A_t = bar area (in²),

f_y = bar yield stress (ksi) and

Q_{ALL} = allowable unit grout/ground bond strength (kips/ft).

Determine design test load for verification test nails (DTL_{VT}) based on as-built bond length and allowable unit grout/ground bond strength using the following:

$$DTL_{VT} = L_{BVT} \times Q_{ALL}$$

Where,

DTL_{VT} = design test load (kips).

Perform verification tests by incrementally loading nails to failure or a load of 300% of DTL_{VT} based on the following schedule:

Load	Hold Time
AL*	1 minute
0.25 DTL_{VT}	10 minutes
0.50 DTL_{VT}	10 minutes
0.75 DTL_{VT}	10 minutes
1.00 DTL_{VT}	10 minutes
1.25 DTL_{VT}	10 minutes
1.50 DTL_{VT}	60 minutes (creep test)
1.75 DTL_{VT}	10 minutes
2.00 DTL_{VT}	10 minutes
2.50 DTL_{VT}	10 minutes
3.00 DTL_{VT}	10 minutes
AL*	1 minute

* Alignment load (AL) is the minimum load needed to align test equipment and should not exceed 0.05 DTL_{VT} .

Reset dial gauges to zero after applying alignment load. Record test nail movement at each load increment and permanent set after load is reduced to alignment load. Monitor verification test nails for creep at the 1.5 DTL_{VT} load increment. Measure and record movement during creep test at 1, 2, 3, 5, 6, 10, 20, 30, 50 and 60 minutes. Repump jack as needed to maintain load during hold times.

D. Proof Tests

Determine maximum bond length for proof test nails (L_{BPT}) using the following:

$$L_{BPT} \leq (C_{RT} \times A_t \times f_y) / (Q_{ALL} \times 1.5)$$

Where variables are defined in Section 5.0(C) above.

Determine design test load for proof test nails (DTL_{PT}) based on as-built bond length and allowable unit grout/ground bond strength using the following:

$$DTL_{PT} = L_{BPT} \times Q_{ALL}$$

Where variables are defined in Section 5.0(C) above.

Perform proof tests by incrementally loading nails to failure or a load of 150% of DTL_{PT} based on the following schedule:

Load	Hold Time
AL*	Until movement stabilizes
0.25 DTL_{PT}	Until movement stabilizes
0.50 DTL_{PT}	Until movement stabilizes

0.75 DTL _{PT}	Until movement stabilizes
1.00 DTL _{PT}	Until movement stabilizes
1.25 DTL _{PT}	Until movement stabilizes
1.50 DTL _{PT}	10 or 60 minutes (creep test)
AL*	1 minute

* Alignment load (AL) is the minimum load needed to align test equipment and should not exceed 0.05 DTL_{PT}.

Reset dial gauges to zero after applying alignment load. Record test nail movement at each load increment and monitor proof test nails for creep at the 1.5 DTL_{PT} load increment. Measure and record movement during creep test at 1, 2, 3, 5, 6 and 10 minutes. If test nail movement between 1 and 10 minutes is greater than 0.04", maintain the 1.5 DTL_{PT} load increment for an additional 50 minutes and record movement at 20, 30, 50 and 60 minutes. Repump jack as needed to maintain load during hold times.

E. Test Nail Acceptance

Submit 2 copies of test nail records including load versus movement and time versus creep movement plots within 24 hours of completing each verification or proof test. The Engineer will review the test nail records to determine if test nails are acceptable. Test nail acceptance is based in part on the following criteria.

1. For verification tests, total movement during creep test is less than 0.08" between the 6 and 60 minute readings and creep rate is linear or decreasing throughout hold time.
2. For proof tests, total movement during creep test is less than 0.04" between the 1 and 10 minute readings or less than 0.08" between the 6 and 60 minute readings and creep rate is linear or decreasing throughout hold time.
3. Total movement at maximum load exceeds 80% of the theoretical elastic elongation of the unbonded length.
4. Pullout failure does not occur at or before the 2.0 DTL_{VT} or 1.5 DTL_{PT} load increment. Define "pullout failure" as the inability to increase load while movement continues. Record pullout failure load as part of test nail data.

For proof test nails, maintain stability of unbonded lengths for subsequent grouting. If a proof test nail is accepted but the unbonded length cannot be satisfactorily grouted, do not incorporate the proof test nail into the soil nail wall and add another production nail to replace the test nail.

If the Engineer determines a verification test nail is unacceptable, revise the soil nail design or installation methods. Submit a revised soil nail wall design or construction plan for acceptance and provide acceptable verification test nails with the revised design or installation methods.

If the Engineer determines a proof test nail is unacceptable, either perform

additional proof tests on adjacent production nails or revise the soil nail design or installation methods for the production nails represented by the unacceptable proof test nail as determined by the Engineer. Submit a revised soil nail wall design or construction plan for acceptance, provide an acceptable proof test nail with the revised design or installation methods and install additional production nails for the nails represented by the unacceptable proof test nail.

After completing nail testing for each soil nail wall or stage of a wall, provide a PDF copy of all corresponding test nail records.

6.0 MEASUREMENT AND PAYMENT

Soil Nail Retaining Walls will be measured and paid in square feet. Soil nail walls will be measured as the square feet of **exposed wall face area** with the height equal to the difference between top and bottom of wall elevations. Define “top of wall” as top of concrete facing. Define “bottom of wall” as shown in the plans and no measurement will be made for portions of soil nail walls embedded below bottom of wall elevations.

The contract unit price for *Soil Nail Retaining Walls* will be full compensation for providing designs, submittals, labor, tools, equipment and soil nail wall materials, excavating, hauling and removing excavated materials, installing soil nails, grouting, shotcreting and supplying wall drainage systems, leveling pads, concrete facing and any incidentals necessary to construct soil nail walls. No additional payment will be made and no extension of completion date or time will be allowed for repairing property damage, overexcavations or unstable excavations, unacceptable test nails or thicker shotcrete or concrete facing.

Soil Nail Verification Tests and *Soil Nail Proof Tests* will be measured and paid in units of each. Soil nail testing will be measured as the number of initial verification or proof tests performed. The contract unit prices for *Soil Nail Verification Tests* and *Soil Nail Proof Tests* will be full compensation for initial nail testing. No payment will be made for subsequent nail testing performed on the same or replacement test nails.

Soil Nail Wall Retaining Wall with Segmental Block Facing will be measured and paid in square feet. Soil nail walls will be measured as the square feet of **exposed wall face area** with the height equal to the difference between top and bottom of wall elevations. Define “top of wall” as top of segmental block facing. Define “bottom of wall” as shown in the plans and no measurement will be made for portions of soil nail walls embedded below bottom of wall elevations.

The contract unit price for *Soil Nail Wall Retaining Wall with Segmental Block Facing* will be full compensation for providing designs, submittals, labor, tools, equipment and soil nail wall materials, excavating, hauling and removing excavated materials, installing soil nails, grouting, shotcreting and supplying wall drainage systems, leveling pads, segmental block facing and any incidentals necessary to construct soil nail walls. **At wall No. 10**, the cost of installing the CIP concrete transitional column with integral color shall be incidental to the cost of the *Soil Nail Wall Retaining Wall with Segmental Block Facing* and no additional payment will be furnished. No additional payment will be made and no extension of completion date or time will be allowed for repairing property damage, overexcavations or unstable excavations, unacceptable test nails or thicker shotcrete facing.

The contract unit price for *Soil Nail Retaining Walls* or *Soil Nail Wall Retaining Wall with Segmental Block Facing* does not include the cost for ditches, fences, handrails, barrier or guardrail associated with soil nail walls as these items will be paid for elsewhere in the contract.

Payment will be made under:

Pay Item	Pay Unit
Soil Nail Retaining Walls	Square Foot
Soil Nail Verification Tests	Each
Soil Nail Proof Tests	Each
Soil Nail Retaining Wall with Segmental Block Facing	Square Foot

SEGMENTAL GRAVITY RETAINING WALLS

COA SP 10.21.14

1.0 GENERAL

Construct segmental gravity retaining walls consisting of segmental retaining wall (SRW) units supported by aggregate footings. Provide cast-in-place concrete slope protection as required. If the plans do not include Standard Drawing No. 453.02 or 453.03, design and construct segmental gravity retaining walls based on actual elevations, wall dimensions and batter in accordance with the contract and accepted submittals. Otherwise, construct segmental gravity retaining walls based on actual elevations, wall dimensions and batter in accordance with the contract, accepted submittals and Standard Drawing No. 453.02 or 453.03.

Define “block wall” as a segmental gravity retaining wall and “standard block wall” as a block wall that meets a standard segmental gravity retaining wall drawing (Standard Drawing No. 453.02 or 453.03). Define “blocks” as SRW units, “cap blocks” as SRW cap units and “Block Vendor” as the vendor licensing the block producer. Define “slope protection” as cast-in-place concrete slope protection.

2.0 MATERIALS

Refer to the *Standard Specifications*.

Item	Section
Anchor Pins	1056-2
Curing Agents	1026
Geotextiles, Type 2	1056
Joint Filler	1028-1
Portland Cement Concrete, Class B	1000
Freeze Thaw Durable Segmental Retaining Wall Units	1040-4
Select Material, Class VI	1016
Subsurface Drainage Materials	815-2
Wire Staples	1060-8(D)

Provide Type 2 geotextile for separation geotextiles. Use Class VI select material for No. 57 stone and Class B concrete for slope protection if required. Provide PVC pipes, fittings, outlet pipes and concrete pads for subsurface drainage materials. For PVC pipes behind

block walls, use pipes with perforations that meet AASHTO M 278.

Use blocks with a straight face appearance. The Contractor shall furnish color and texture samples from the manufacturer. The City will select a color and style from the approved manufactures standards.

Use blocks from producers approved by the Department and licensed by the Block Vendor. Notify the Engineer of the name and NCDOT ID number of the SRW unit production facility before beginning block production. Unless required otherwise in the plans, provide blocks with a depth (front to back) of at least 12" and cap blocks with a depth of at least 8".

Use approved SRW units for standard block walls. Blocks for standard block walls are approved for either 2 ft or 4 ft maximum design heights with the design height as shown in Standard Drawing No. 453.02 or 453.03. The list of approved SRW units with maximum design heights is available from:

connect.ncdot.gov/resources/Geological/Pages/Products.aspx

Do not mix blocks from different Block Vendors on the same block wall. Damaged blocks with excessive discoloration, chips or cracks as determined by the Engineer will be rejected.

Provide adhesives recommended by the Block Vendor. Store adhesives in accordance with the manufacturer's instructions. Load, transport, unload and store block wall materials so materials are kept clean and free of damage.

3.0 PRECONSTRUCTION REQUIREMENTS

A. Block Wall Surveys

The plans typically show a plan view, typical sections, details, notes and an elevation or profile view (wall envelope) for each block wall. Before beginning block wall design or construction, survey existing ground elevations along wall face locations and other elevations in the vicinity of block wall locations as needed. Based on these elevations, finished grades and actual block wall dimensions, details and batter, submit wall envelopes for acceptance. Use accepted wall envelopes for design, if required, and construction.

B. Block Wall Designs

If the plans do not include Standard Drawing No. 453.02 or 453.03, submit 11 copies of working drawings and 3 copies of design calculations and a PDF copy of each for block wall designs at least 30 days before starting block wall construction. Do not begin block wall construction until a design submittal is accepted.

Design block walls in accordance with the plans and Article 11.11 of the *AASHTO LRFD Bridge Design Specifications* unless otherwise required. Design block walls for the wall batter required by the Block Vendor and clearances shown in the plans. Do not locate blocks or footings outside right-of-way or easement limits.

Use No. 57 stone for aggregate footings beneath blocks. Use 10" thick footings that are continuous at steps and extend at least 6" in front of and at least 9" behind bottom row of blocks. Unless required otherwise in the plans, embed bottom of footings at least 18" below bottom of walls shown in the plans. When noted in the plans, locate a 4" diameter continuous perforated PVC drain pipe in the No. 57 stone in back of footings.

Fill block core spaces with No. 57 stone and between and behind blocks with No. 57 stone for a horizontal distance of at least 12" so stone is continuous in all directions. Assume a unit weight of 100 lb/cf for No. 57 stone. Separation geotextiles are required between No. 57 stone and backfill or natural ground and between stone and overlying fill or pavement section.

Use cap blocks at top of walls. Step top of walls as shown in the plans and double stack cap blocks at steps so cap blocks are continuous at steps. Extend top of walls 4" to 12" above where finished grade intersects back of blocks or cap blocks.

Submit working drawings and design calculations for acceptance in accordance with Article 105-2 of the *Standard Specifications*. Submit working drawings showing plan views, wall profiles with required resistances, typical sections, No. 57 stone and geotextile locations and details of footings, blocks, cap blocks, etc. If necessary, include details on working drawings for slope protection and obstructions extending through walls or interfering with footings. Submit design calculations for each wall section with different geometry or material parameters. When designing block walls with computer software, a hand calculation is required for the tallest wall section. Provide block wall designs sealed by an engineer licensed in the state of North Carolina.

4.0 CONSTRUCTION METHODS

Control drainage during construction in the vicinity of block walls. Direct run off away from block walls, No. 57 stone and backfill. Contain and maintain stone and backfill and protect material from erosion.

Excavate as necessary for block walls in accordance with the plans and accepted submittals. Notify the Engineer when foundation excavation is complete. Do not place No. 57 stone for footings until excavation dimensions and foundation material are approved.

Construct aggregate footings at elevations and with dimensions shown in the plans and accepted submittals. If a drain is required, install wall drainage systems consisting of drains and outlet components as shown in the plans and accepted submittals and in accordance with Section 815 of the *Standard Specifications*. Compact No. 57 stone for footings with a vibratory compactor to the satisfaction of the Engineer.

Stack blocks with no negative wall batter (wall face leaning forward) so the final wall position is as shown in the plans and accepted submittals. Place blocks with a maximum vertical joint width of 3/8". Stagger blocks to create a running bond by centering blocks over joints in the row below as shown in the plans and accepted submittals. Construct block walls with the following tolerances:

- A. Blocks are level from front to back and between blocks when checked with a 3 ft long level,
- B. Final wall face is within 2" of horizontal and vertical alignment shown in the plans and accepted submittals, and
- C. Wall batter is within 2° of batter required by the Block Vendor.

Overlap adjacent separation geotextiles at least 18" at seams and hold geotextiles in place with wire staples or anchor pins as needed. Place No. 57 stone between and behind blocks in 8" to 10" thick lifts. Compact stone with hand operated compaction equipment to the satisfaction of the Engineer. Backfill for block walls behind No. 57 stone in accordance with Article 410-8 of the *Standard Specifications*.

Set cap blocks with a 1/2" to 1-1/2" overhang as shown in the plans and accepted submittals. Place cap blocks using adhesive in accordance with the manufacturer's instructions. Do not place cap blocks if surfaces caps will be attached to are wet or frozen or the air temperature measured at the wall location in the shade away from artificial heat is below 40°F. Before applying adhesive, clean surfaces cap blocks will adhere to and ensure surfaces are dry and free of oil, grease, dust and debris.

Pave slopes above and behind block walls with slope protection as shown in the plans and accepted submittals and in accordance with Article 462-3 of the *Standard Specifications*. Construct slope protection joints at a spacing of 10 ft. Make 1/2" thick expansion joints that meet Article 420-10 of the *Standard Specifications* for every third joint and 1/2" deep grooved contraction joints that meet Subarticle 825-10(B) for the remaining joints.

5.0 MEASUREMENT AND PAYMENT

Segmental Gravity Retaining Walls will be measured and paid in square feet. Block walls will be measured as the square feet of **exposed wall face area** with the height equal to the difference between top and bottom of wall elevations. Define "top of wall" as top of cap blocks. Define "bottom of wall" as shown in the plans and no measurement will be made for portions of block walls embedded below bottom of wall elevations.

The contract unit price for *Segmental Gravity Retaining Walls* will be full compensation for providing designs, if required, submittals, labor, tools, equipment and block wall materials, excavating, backfilling, hauling and removing excavated materials and supplying footings, blocks, No. 57 stone, wall drainage systems, geotextiles, cap blocks, slope protection and any incidentals necessary to construct block walls.

The contract unit price for *Segmental Gravity Retaining Walls* does not include the cost for ditches, fences, handrails, barrier or guardrail associated with block walls as these items will be paid for elsewhere in the contract.

Where it is necessary to provide backfill material behind No. 57 stone from sources other than excavated areas or borrow sources used in connection with other work in the contract, such backfill material is not considered extra work but is incidental to the work being performed.

Payment will be made under:

Pay Item

Segmental Gravity Retaining Walls

Pay Unit

Square Foot

STRUCTURAL PROVISIONS

PRECAST CONCRETE BOARDWALK

1.0 GENERAL DESCRIPTION

The work is for the design and construction of a precast concrete boardwalk, attached pedestrian railing, and supporting foundations.

2.0 MATERIALS

All materials shall be in accordance with the applicable NCDOT Specifications.

3.0 PRECONSTRUCTION REQUIREMENTS

A. Precast Boardwalk Surveys

The Precast Concrete Boardwalk Plan shows a plan view, notes and an elevation or profile view. Before beginning precast boardwalk design, survey existing ground elevations shown in the plans and other elevations in the vicinity of precast boardwalk location as needed. Based on these elevations, finished grades and actual precast dimensions, and details, submit design drawings for review and acceptance. Contractor is required to make his own investigation of the soil conditions and determine soil bearing capacity.

B. Precast Boardwalk and Foundation Designs

Submit 11 copies of working drawings and 3 copies of design calculations and an electronic copy in a PDF format allowing at least 30 days for review. Note name and NCDOT ID number of the precast unit production facility on the working drawings. Do not begin construction of the foundation or fabrication of the precast concrete boardwalk until a design submittal is accepted.

Submit working drawings and design calculations for acceptance in accordance with Article 105-2 of the *Standard Specifications*. Submit working drawings showing plan views, typical sections, decking details and reinforcement, substructure details and reinforcement details of footings, and details of attachment of pedestrian railing, etc. Submit data on the pedestrian cable rail devices and fittings for approval.

Plans and calculations shall be signed and sealed by a Professional Engineer licensed in the State of North Carolina.

Precast concrete boardwalk and foundation shall be designed in accordance with the applicable AASHTO, Guide Specification for Design of Pedestrian Bridges, latest edition.

Design in accordance with the plans and Article 11.11 of the *AASHTO LRFD*

Bridge Design Specifications unless otherwise required. Design for seismic if the location is in seismic zone 2 based on Figure 2-1 of the *Structure Design Manual*. Design for clearances shown in the plans.

Do not locate the structure or footings outside right-of-way or easement limits.

Design Loads:

Pedestrian live load of 90 psf

The boardwalk may be designed and constructed in one of the following methods:

- A. As a single self-supported precast concrete panel.
- B. As single concrete panel supported by precast concrete or steel beams.
- C. As individual precast planks each with a minimum width of 18" connected to each other by a "tongue and groove" connection and supported by precast concrete or steel beams.

Features to be included in the design:

- Decking surface shall be concrete and shall have a heavy broom finish
- Decking surface shall be designed to provide for positive drainage of water
- All concrete edges are to chamfered or have a radius
- Vertical surface differences between treads shall not exceed ¼"
- Gaps between treads shall not exceed ½"
- Shall meet ADA guidelines
- The width of the deck shall be 8' with a clear distance between the pedestrian rails of 6'6"

C. Cable Safety Rail Design

The boardwalk shall have incorporated in it a tensioned cable pedestrian safety rail. The railing shall be designed to meet the International Building Code requirements of a cable guardrail system and the 2012 North Carolina building code standards and incorporate the following guidelines as well as the details indicated on the plans.

- Cables shall be tensioned to 400lbs
- Cables shall be a minimum of 3/16" diameter 1x19 cable type 316 stainless steel
- The frame can be square or round tubing and must be able to withstand the tension loads applied to the cables
- Frame members will be hot dipped galvanized per the standard specifications
- Intermediate rails shall not be spaced greater than 42" on center
- Cable attachment devices and fittings shall be type 316 stainless steel
- Cable attachments devices and fittings shall not have exposed threads, nuts, pins, or have sharp edges
- Cable attachment devices and fittings shall have swaged fittings

4.0 CONSTRUCTION METHODS

There will be no work allowed to take place in the stream. Silt fence shall be installed to protect the stream from debris. Control drainage in the vicinity during construction. Limit disturbance to areas adjacent to the boardwalk.

Excavate as necessary and install foundations in accordance to the accepted submittals. Contact the Engineer when the excavation is complete. Do not place concrete until the excavation depth and foundation material are approved by the Engineer.

Install boardwalk structure in accordance with the accepted submittals.

The Contractor shall be responsible for all temporary measures required for the installation of the boardwalk and payment for such work will incidental to this pay item.

5.0 MEASUREMENT AND PAYMENT

Precast Concrete Boardwalk will not be measured and will be paid on a lump sum basis.

Payment will be full compensation for providing the design, submittals, labor, tools, equipment, excavating, backfilling, hauling and removing excavated materials, foundations, structures, precast concrete materials, and tensioned cable pedestrian rail, steel bollards, and all incidentals necessary to construct a precast concrete boardwalk.

Temporary Silt Fence shall be paid under the line item included on the bid form in the contract.

The cost of the all the tensioned cable pedestrian rail indicated on precast boardwalk plan sheet shall be included in the lump sum price.

There will be no separate payment for undercutting or furnishing and installing select backfill material for the foundations the cost of these items shall be included in the lump sum price.

The Contractor shall be responsible for all temporary measures required for the installation of the boardwalk and payment for such work will incidental to this pay item.

Payment will be made under:

Pay Item

Precast Concrete Boardwalk

Pay Unit

Lump Sum

UTILITY PROVISIONS

Relocations and Adjustments are to be performed in accordance to the specifications and details of the utility owners:

Buncombe County MSD 828.255.0061

<http://www.msdbc.org/newdevelopment/newdevelopment.php>

COA Water Department 828.251.1122

<http://www.ashevillenc.gov/Departments/Water.aspx>

Coordinate Relocations with:

AT&T	Jenny Stamey	828.251.8949
NCDOT	Chad Franklin	828.298.0094
Duke Power	Larry Brown	828.779.0297

ADJUST SANITARY SEWER CLEANOUT

DESCRIPTION

Adjust sanitary sewer cleanouts in accordance with the details and plans, Detail 2.07-05 of the Buncombe County MSD, and as directed by the Engineer.

MEASUREMENT AND PAYMENT

Adjustment of sanitary sewer cleanouts will be measured and paid as each item incorporated into the completed and accepted work. Such price and payment will be full compensation for providing a Buncombe County MSD sanitary sewer cleanout box as shown in the plans, all materials, labor, equipment and other incidentals necessary to complete the work.

Payment will be made under:

Pay Item	Pay Unit
Adjust sanitary sewer cleanout	Each

ADJUSTMENT OF TRAFFIC SIGNAL JUNCTION BOX:

(2-28-12)

SPD 8-700

DESCRIPTION

Raise existing junction boxes encountered within the limits of the project to match the adjacent finished grade.

MATERIALS

Refer to Division 10 of the *2012 Standard Specifications*.

Item	Section
Curing Agent	1026
Joint Filler	1028-1
Joint Sealer	1028
Portland Cement Concrete, Class B	1000

CONSTRUCTION METHODS

Construction shall be in accordance with Section 858 of the *2012 Standard Specifications*.

MEASUREMENT AND PAYMENT

Adjustment of Traffic Signal Junction Box will be measured and paid for as the actual number of junction boxes satisfactorily adjusted. Such payment will be full compensation for all work covered by this provision including, but not limited to all materials, labor and equipment.

Payment will be made under:

Pay Item	Pay Unit
Adjustment of Traffic Signal Junction Box	Each

RELOCATE NCDOT FIBER OPTIC:

DESCRIPTION

Relocate existing NCDOT fiber optic cable where indicated on the plans and as directed by the Engineer in the field in accordance with Division 17 of the NCDOT 2012 Standard Specifications.

MATERIALS

Refer to Division 10 of the *2012 Standard Specifications*.

CONSTRUCTION METHODS

Construction shall be in accordance with Division 17 of the NCDOT 2012 Standard Specifications.

MEASUREMENT AND PAYMENT

Relocate NCDOT Fiber Optic will be measured and paid for linear feet of fiber cable satisfactorily installed. Such payment will be full compensation for all work covered by this provision including, but not limited to all materials, labor, equipment, and other incidentals necessary to complete the work.

Payment will be made under:

Pay Item	Pay Unit
Relocate NCDOT Fiber	Linear Feet

TRANSPORTATION PROVISIONS

TRANSIT BENCH INSTALLATION

DESCRIPTION

Install transit benches supplied by the City of Asheville, in accordance to the drawings and at locations specified on the drawings or as directed by the Engineer. The Contractor shall be required to retrieve the transit benches from the City's storage facility.

MEASUREMENT AND PAYMENT

Transit benches will be measured and paid as each item incorporated into the completed and accepted work. Such price and payment will be full compensation for all materials, labor, equipment and other incidentals necessary to complete the work.

Payment will be made under:

Pay Item	Pay Unit
Transit bench	Each

BUS SHELTER FOUNDATION PAD

DESCRIPTION

Furnish and install Bus Shelter Foundation Pads in accordance 825 and 848 of the standard specifications, plans, and as directed by the Engineer.

MATERIALS

Refer to Division 10 of the Standard Specifications:

Item	Section
Select Material Class IV	1016
Curing Agents	1026
Joint Fillers	1028-1
Joint Sealers	1028-3
Portland Cement Concrete, Class A	1000
Reinforcing Steel	1070

MEASUREMENT AND PAYMENT

Bus Shelter Foundation Pad will be measured and paid as each complete item that is incorporated into the completed and accepted work. Such price includes but not limited to backfilling, furnishing, hauling, placing and compacting the stone base, furnishing and installing the wire mesh, furnishing and placing concrete, and constructing and sealing joints and will be full compensation for all materials, labor, equipment and other incidentals necessary to install a complete item.

Excavating and grading will be paid in accordance with Lump Sum Grading.

Payment will be made under:

Pay Item

Bus Shelter Foundation Pad

Pay Unit

Square Yard

EROSION CONTROL PROVISIONS

TEMPORARY SILT FENCE:

Revise the 2012 Standard Specifications as follows:

Page 16-2, Article 1605-5 Measurement and Payment, Line 4, delete and replace with the following: *Silt Excavation* will be considered incidental to the Temporary Silt Fence pay item and no other payment will be provided.

STABILIZATION REQUIREMENTS:

Stabilization for this project shall comply with the time frame guidelines as specified by the NCG-010000 general construction permit effective August 3, 2011 issued by the North Carolina Department of Environment and Natural Resources Division of Water Quality. Temporary or permanent ground cover stabilization shall occur within 7 calendar days from the last land-disturbing activity, with the following exceptions in which temporary or permanent ground cover shall be provided in 14 calendar days from the last land-disturbing activity:

- Slopes between 2:1 and 3:1, with a slope length of 10 ft. or less
- Slopes 3:1 or flatter, with a slope of length of 50 ft. or less
- Slopes 4:1 or flatter

The stabilization timeframe for High Quality Water (HQW) Zones shall be 7 calendar days with no exceptions for slope grades or lengths. High Quality Water Zones (HQW) Zones are defined by North Carolina Administrative Code 15A NCAC 04A.0105 (25). Temporary and permanent ground cover stabilization shall be achieved in accordance with the provisions in this contract and as directed.

SEEDING AND MULCHING:

(WestEd)

The kinds of seed and fertilizer, and the rates of application of seed, fertilizer, and limestone, shall be as stated below. During periods of overlapping dates, the kind of seed to be used shall be determined. All rates are in pounds per acre.

Shoulder and Median Areas

August 1 - June 1

20#	Kentucky Bluegrass
75#	Hard Fescue
25#	Rye Grain
500#	Fertilizer
4000#	Limestone

May 1 - September 1

20#	Kentucky Bluegrass
75#	Hard Fescue
10#	German or Browntop Millet
500#	Fertilizer
4000#	Limestone

Areas Beyond the Mowing Pattern, Waste and Borrow Areas:

August 1 - June 1

100#	Tall Fescue
15#	Kentucky Bluegrass
30#	Hard Fescue
25#	Rye Grain
500#	Fertilizer
4000#	Limestone

May 1 - September 1

100#	Tall Fescue
15#	Kentucky Bluegrass
30#	Hard Fescue
10#	German or Browntop Millet
500#	Fertilizer
4000#	Limestone

Approved Tall Fescue Cultivars

2 nd Millennium	Duster	Magellan	Rendition
Avenger	Endeavor	Masterpiece	Scorpion
Barlexas	Escalade	Matador	Shelby
Barlexas II	Falcon II, III, IV & V	Matador GT	Signia
Barrera	Fidelity	Millennium	Silverstar
Barrington	Finesse II	Montauk	Southern Choice II
Biltmore	Firebird	Mustang 3	Stetson
Bingo	Focus	Olympic Gold	Tarheel
Bravo	Grande II	Padre	Titan Ltd
Cayenne	Greenkeeper	Paraiso	Titanium
Chapel Hill	Greystone	Picasso	Tomahawk
Chesapeake	Inferno	Piedmont	Tacer
Constitution	Justice	Pure Gold	Trooper
Chipper	Jaguar 3	Prospect	Turbo
Coronado	Kalahari	Quest	Ultimate
Coyote	Kentucky 31	Rebel Exeda	Watchdog
Davinci	Kitty Hawk	Rebel Sentry	Wolfpack
Dynasty	Kitty Hawk 2000	Regiment II	
Dominion	Lexington	Rembrandt	

Approved Kentucky Bluegrass Cultivars:

Alpine	Bariris	Envicta	Rugby
Apollo	Bedazzled	Impact	Rugby II
Arcadia	Bordeaux	Kenblue	Showcase
Arrow	Champagne	Midnight	Sonoma
Award	Chicago II	Midnight II	

Approved Hard Fescue Cultivars:

Chariot	Nordic	Rhino	Warwick
Firefly	Oxford	Scaldis II	
Heron	Reliant II	Spartan II	
Minotaur	Reliant IV	Stonehenge	

On cut and fill slopes 2:1 or steeper add 20# Sericea Lespedeza and 15# Crown Vetch January 1 - December 31.

The Crown Vetch Seed should be double inoculated if applied with a hand seeder. Four times the normal rate of inoculant should be used if applied with a hydroseeder. If a fertilizer-seed slurry is used, the required limestone should also be included to prevent fertilizer acidity from killing the inoculant bacteria. Caution should be used to keep the inoculant below 80° F to prevent harm to the bacteria. The rates and grades of fertilizer and limestone shall be the same as specified for *Seeding and Mulching*.

Fertilizer shall be 10-20-20 analysis. A different analysis of fertilizer may be used provided the 1-2-2 ratio is maintained and the rate of application adjusted to provide the same amount of plant food as a 10-20-20 analysis and as directed.

TEMPORARY SEEDING:

Fertilizer shall be the same analysis as specified for *Seeding and Mulching* and applied at the rate of 400 pounds and seeded at the rate of 50 pounds per acre. German Millet, or Browntop Millet shall be used in summer months and rye grain during the remainder of the year. The Engineer will determine the exact dates for using each kind of seed.

FERTILIZER TOPDRESSING:

Fertilizer used for topdressing shall be 16-8-8 grade and shall be applied at the rate of 500 pounds per acre. A different analysis of fertilizer may be used provided the 2-1-1 ratio is maintained and the rate of application adjusted to provide the same amount of plant food as 16-8-8 analysis and as directed.

SUPPLEMENTAL SEEDING:

The kinds of seed and proportions shall be the same as specified for *Seeding and Mulching*, and the rate of application may vary from 25# to 75# per acre. The actual rate per acre will be determined prior to the time of topdressing and the Contractor will be notified in writing of the rate per acre, total quantity needed, and areas on which to apply the supplemental seed. Minimum tillage equipment, consisting of a sod seeder shall be used for incorporating seed into the soil as to prevent disturbance of existing vegetation. A clodbuster (ball and chain) may be used where degree of slope prevents the use of a sod seeder.

NCDOT GENERAL SEED SPECIFICATION FOR SEED QUALITY:

Seed shall be sampled and tested by the North Carolina Department of Agriculture and Consumer Services, Seed Testing Laboratory. When said samples are collected, the vendor shall supply an independent laboratory report for each lot to be tested. Results from seed so sampled shall be final. Seed not meeting the specifications shall be rejected by the Department of Transportation and shall not be delivered to North Carolina Department of Transportation warehouses. If seed has been delivered it shall be available for pickup and replacement at the supplier's expense.

Any re-labeling required by the North Carolina Department of Agriculture and Consumer Services, Seed Testing Laboratory, that would cause the label to reflect as otherwise specified herein shall be rejected by the North Carolina Department of Transportation.

Seed shall be free from seeds of the noxious weeds Johnsongrass, Balloonvine, Jimsonweed, Witchweed, Itchgrass, Serrated Tussock, Showy Crotalaria, Smooth Crotalaria, Sicklepod, Sandbur, Wild Onion, and Wild Garlic. Seed shall not be labeled with the above weed species on the seed analysis label. Tolerances as applied by the Association of Official Seed Analysts will NOT be allowed for the above noxious weeds except for Wild Onion and Wild Garlic.

Tolerances established by the Association of Official Seed Analysts will generally be recognized. However, for the purpose of figuring pure live seed, the found pure seed and found germination percentages as reported by the North Carolina Department of Agriculture and Consumer Services, Seed Testing Laboratory will be used. Allowances, as established by the NCDOT, will be recognized for minimum pure live seed as listed on the following pages.

The specifications for restricted noxious weed seed refers to the number per pound as follows:

<u>Restricted Noxious Weed</u>	<u>Limitations per LB. of Seed</u>	<u>Restricted Noxious Weed</u>	<u>Limitations per Lb. of Seed</u>
Blessed Thistle	4 seeds	Cornflower (Ragged Robin)	27 seeds
Cocklebur	4 seeds	Texas Panicum	27 seeds
Spurred Anoda	4 seeds	Bracted Plantain	54 seeds
Velvetleaf	4 seeds	Buckhorn Plantain	54 seeds
Morning-glory	8 seeds	Broadleaf Dock	54 seeds
Corn Cockle	10 seeds	Curly Dock	54 seeds
Wild Radish	12 seeds	Dodder	54 seeds
Purple Nutsedge	27 seeds	Giant Foxtail	54 seeds
Yellow Nutsedge	27 seeds	Horsenettle	54 seeds
Canada Thistle	27 seeds	Quackgrass	54 seeds
Field Bindweed	27 seeds	Wild Mustard	54 seeds
Hedge Bindweed	27 Seed		

Seed of Pensacola Bahiagrass shall not contain more than 7% inert matter, Kentucky Bluegrass, Centipede and Fine or Hard Fescue shall not contain more than 5% inert matter whereas a maximum of 2% inert matter will be allowed on all other kinds of seed. In addition, all seed shall not contain more than 2% other crop seed nor more than 1% total weed seed. The germination rate as tested by the North Carolina Department of Agriculture shall not fall below 70%, which includes both dormant and hard seed. Seed shall be labeled with not more than 7%, 5% or 2% inert matter (according to above specifications), 2% other crop seed and 1% total weed seed.

Exceptions may be made for minimum pure live seed allowances when cases of seed variety shortages are verified. Pure live seed percentages will be applied in a verified shortage situation. Those purchase orders of deficient seed lots will be credited with the percentage that the seed is deficient.

FURTHER SPECIFICATIONS FOR EACH SEED GROUP ARE GIVE BELOW:

Minimum 85% pure live seed; maximum 1% total weed seed; maximum 2% total other crop seed; maximum 144 restricted noxious weed seed per pound. Seed less than 83% pure live seed will not be approved.

Sericea Lespedeza
Oats (seeds)

Minimum 80% pure live seed; maximum 1% total weed seed; maximum 2% total other crop; maximum 144 restricted noxious weed seed per pound. Seed less than 78% pure live seed will not be approved.

Tall Fescue (all approved varieties)	Bermudagrass
Kobe Lespedeza	Browntop Millet
Korean Lespedeza	German Millet - Strain R
Weeping Lovegrass	Clover - Red/White/Crimson
Carpetgrass	

Minimum 78% pure live seed; maximum 1% total weed seed; maximum 2% total other crop seed; maximum 144 restricted noxious weed seed per pound. Seed less than 76% pure live seed will not be approved.

Common or Sweet Sundangrass

Minimum 76% pure live seed; maximum 1% total weed seed; maximum 2% total other crop seed; maximum 144 restricted noxious weed seed per pound. Seed less than 74% pure live seed will not be approved.

Rye (grain; all varieties)
Kentucky Bluegrass (all approved varieties)
Hard Fescue (all approved varieties)
Shrub (bicolor) Lespedeza

Minimum 70% pure live seed; maximum 1% total weed seed; maximum 2% total other crop seed; maximum 144 restricted noxious weed seed per pound. Seed less than 70% pure live seed will not be approved.

Centipede grass	Japanese Millet
Crownvetch	Reed Canary Grass
Pensacola Bahiagrass	Zoysia
Creeping Red Fescue	

Minimum 70% pure live seed; maximum 1% total weed seed; maximum 2% total other crop seed; maximum 5% inert matter; maximum 144 restricted noxious weed seed per pound.

Barnyard Grass Big
Bluestem Little

Bluestem Bristly Locust
Birdsfoot Trefoil
Indiangrass
Orchardgrass
Switchgrass
Yellow Blossom Sweet Clover

INLET & CURB INLET PROTECTION:

DESCRIPTION

See NCDOT 2012 Standard Specifications for Roads and Structures, Section 1632-1.

In areas where NCDOT Standard detail 1632.03 is not feasible and inlet protection is required, the Contractor shall use an NCDOT approved proprietary product. Install said product as recommended by the product manufacturer.

MATERIALS

See NCDOT 2012 Standard Specifications for Roads and Structures, Section 1632-2.

See product manufacturer recommendations.

CONSTRUCTION METHOD

See NCDOT 2012 Standard Specifications for Roads and Structures, Section 1632-3.

See product manufacturer recommendations.

MEASUREMENT AND PAYMENT

Inlet and Curb Inlet Protection will be measured and paid for in terms of each complete installation that is incorporated into the completed and accepted work. Such price shall include, but is not limited to: all excavation and backfilling; furnishing, hauling, placing and compacting of stone; furnishing and installing hardware cloth and steel posts; furnishing and installing proprietary products; and will be full compensation for all materials, labor, equipment, NCDOT approved proprietary product, and other incidentals necessary to install a complete item.

Payment will be made under:

Pay Item	Pay Unit
Inlet Protection	Each

MOWING:

The minimum mowing height on this project shall be six inches.

(tip#U 5189)
Date: 11.03.2014
County

Buncombe

TRAFFIC CONTROL PROVISIONS

LUMP SUM PAYMENT FOR TRAFFIC CONTROL:

(02/06/2013) COA REV 11.3.14

LS-TC

The Contractor shall maintain traffic during construction and shall provide, install and maintain all traffic control devices as shown in the *Roadway Standard Drawings* or as directed by the Engineer.

The lump sum price bid for traffic control shall include but not be limited to providing: **Signs (portable, stationary, or barricade), which includes detour signing, Truck Mounted Attenuators (TMA), Changeable Message Signs (CMS), Flashing Arrow Boards (FAB), Pilot Vehicle, Flaggers, Cones, Skinny Drums and Drums** and all labor, tools, equipment and incidentals necessary to furnish, install, maintain and remove traffic control devices when no longer required.

Basis of Payment

Partial payments will be made on each payment estimate based on the following: Fifty percent of the contract lump sum price bid will be paid on the first monthly estimate and the remaining 50% of the contract lump sum price bid will be paid on each subsequent estimate based on the percent of the project completed.


Payment will be made under:

Pay Item

Traffic Control

Pay Unit

Lump Sum



DocuSigned by:
Zachary M. Little
 0C21EFD94F5341F...
 10/3/2014

Prepared By: zml
 3-Oct-14

Contents

1. 2012 STANDARD SPECIFICATIONS FOR ROADS & STRUCTURES.....2

1.1. POLYMER CONCRETE (PC) JUNCTION BOXES (1091-5(B))2

1.2. JUNCTION BOXES (1098-5).....2

1.3. CONTROLLERS WITH CABINETS – MATERIAL (1751-2)2

1.4. PEDESTALS (1743).....2

2. SIGNAL HEADS.....3

2.1. MATERIALS3

A. General:.....3

B. Vehicle Signal Heads.....5

C. Pedestrian Signal Heads.....8

D. Signal Cable:.....10

3. PROTECTIVE COATING FOR PEDESTRIAN PEDESTALS10

3.1. DESCRIPTION10

3.2. MATERIALS10

3.3. COATING SHOP APPROVAL10

3.4. POWDER COATING12

A. Galvanizing.....12

B. Surface Preparation.....12

C. Powder Coating Application and Curing12

D. Quality Control.....12

E. Storage, Shipping, and Handling13

F. Repair of Powder Coated Material.....13

3.5. ACRYLIC PRIMER AND TOP COAT PAINT SYSTEM 4 (MODIFIED)13

A. Description13

B. Surface Preparation.....13

C. Materials.....14

D. Painting14

E. Curing.....14

F. Inspection.....14

G. Handling.....15

H. Repair of Damaged Coating.....15

3.6. MEASUREMENT AND PAYMENT15

4. CONTROLLERS WITH CABINETS15

4.1. MATERIALS – TYPE 170 DETECTOR SENSOR UNITS15

1. 2012 STANDARD SPECIFICATIONS FOR ROADS & STRUCTURES

The 2012 Standard Specifications are revised as follows:

1.1. Polymer Concrete (PC) Junction Boxes (1091-5(B))

Page 10-202, revise paragraph starting on line 9 to read "Provide polymer concrete (PC) boxes which have bolted covers and open bottoms. Provide vertical extensions of 6" to 12" as required by project special provisions."

Page 10-202, revise sentence beginning on line 14 to read "Other thermoplastic materials may be used for components which are not normally exposed to sunlight."

1.2. Junction Boxes (1098-5)

Page 10-212, sub-Section 1098-5(C) Oversized Junction Boxes

Revise sentence to read, "Provide oversized junction boxes and covers with minimum inside dimensions of 28"(l) x 15"(w) x 22"(h)."

1.3. Controllers with Cabinets – Material (1751-2)

Page 17-37, Section 1751-2 Material

Add the following paragraph:

When the plans or specifications require a Type 2070L controller, contractor may provide a Type 2070E controller. Unless otherwise allowed by the Engineer, provide controllers of only one type.

1.4. Pedestals (1743)

Page 17-34, Add the following new sub-Section:

1743-4 - Screw-In Helical Foundation Anchor Assembly**Description:**

Furnish and install screw-in helical foundation as an alternative to the standard reinforced concrete foundation specified in Article 1743 "Pedestals" of the Standard Specifications, for supporting Type I and Type II Pedestals. Do not use for Type III Pedestals.

Materials for Type I – Pedestrian Pushbutton Post:

Fabricate pipe assembly consisting of a 4" diameter x 56" long pipe, single helical blade and square fixed attachment plate. Furnish pipe in accordance with ASTM A-53 ERW Grade B and include a 2" x 3" cable opening in the pipe at 18" below the attachment plate. Furnish steel attachment plate and helical blade in accordance with ASTM A-36. Include (4) slotted mounting holes in the attachment plate to fit bolt circles ranging from 7-3/4" to 14-3/4" diameter. Furnish additional 3/4" keyholes at slotted holes to permit anchor bolt installation and replacement from top surface. Include combination bolt-head retainer and dirt scrapers at the attachment plate underside to allow for a level or flush-mount plate installation with respect to the finished grade. Galvanize pipe assembly components in accordance with AASHTO M 111 or an approved equivalent.

Furnish (4) 3/4"-10NC x 3" square head anchor bolts to meet the requirements of ASTM 325. Provide (4) 3/4" plain flat galvanized washers, (4) 3/16" thick galvanized plate washers and (4) 3/4" galvanized hex nuts. Galvanize in accordance with AASHTO M 111 or an approved equivalent.

Construction Methods for Type I – Pedestrian Pushbutton Post:

Advance or mechanically screw foundation into soil up until top of attachment plate is level with finished grade. Slide the anchor bolt heads through the keyhole openings and under the attachment

plate with threads pointing up. Bolt the pedestal base to the foundation attachment plate. For further construction methods, see manufacturer's installation drawings.

Materials for Type II – Normal-Duty Pedestal:

Fabricate pipe assembly consisting of a 6" diameter x 60" long, single helical blade, 1-1/4" diameter stinger rod and square fixed attachment plate. Furnish pipe in accordance with ASTM A-53 ERW Grade B using schedule 40 wall thickness and include a 2" x 3" cable opening in the pipe at 18" below the attachment plate. Furnish steel attachment plate, helical blade and stinger rod in accordance with ASTM A-36. Include (4) slotted mounting holes in the attachment plate to fit bolt circles ranging from 10" to 15" diameter. Furnish additional 1-1/4" keyholes at slotted holes to permit anchor bolt installation and replacement from top surface. Include combination bolt-head retainer and dirt scrapers at the attachment plate underside to allow for a level or flush-mount plate installation with respect to the finished grade. Galvanize pipe assembly components in accordance with AASHTO M 111 or an approved equivalent.

Furnish (4) 1"-8NC x 4" galvanized Grade 5 square head anchor bolts. Provide (4) 1" plain flat galvanized washers and (4) 1" galvanized hex nuts. Galvanize in accordance with AASHTO M 111 or an approved equivalent.

Construction Methods for Type II – Normal-Duty Pedestal:

Advance or mechanically screw foundation into soil up until top of attachment plate is level with finished grade. Slide the anchor bolt heads through the keyhole openings and under the attachment plate with threads pointing up. Bolt the pedestal base to the foundation attachment plate.

For further construction methods, see manufacturer's installation drawings.

Page 17-34, revise Measurement and Payment to sub-Section 1743-5.

Revise the last paragraph to read:

No measurement will be made for pedestal foundations, pedestal screw-in helical foundations, grounding systems and any peripheral pedestal mounting hardware as these are incidental to furnishing and installing pedestals.

2. SIGNAL HEADS

2.1. MATERIALS

A. General:

Fabricate vehicle signal head housings and end caps from die-cast aluminum. Fabricate 12-inch and 16-inch pedestrian signal head housings and end caps from die-cast aluminum. Fabricate 9-inch pedestrian signal head housings, end caps, and visors from virgin polycarbonate material. Provide visor mounting screws, door latches, and hinge pins fabricated from stainless steel. Provide interior screws, fasteners, and metal parts fabricated from stainless steel or corrosion resistant material.

Fabricate tunnel and traditional visors from sheet aluminum.

Paint all surfaces inside and outside of signal housings and doors. Paint outside surfaces of tunnel and traditional visors, messenger cable mounting assemblies, pole and pedestal mounting assemblies, and pedestrian pushbutton housings. Have electrostatically-applied, fused-polyester paint in highway yellow (Federal Standard 595C, Color Chip Number 13538) a minimum of 2.5 to 3.5 mils thick. Do not apply paint to the latching hardware or rigid vehicle signal head mounting brackets for mast-arm attachments.

Have the interior surfaces of tunnel and traditional visors painted an alkyd urea black synthetic baking enamel with a minimum gloss reflectance and meeting the requirements of MIL-E-10169, "Enamel Heat Resisting, Instrument Black."

Where required, provide polycarbonate signal heads and visors that comply with the provisions pertaining to the aluminum signal heads listed on the QPL with the following exceptions:

Fabricate signal head housings, end caps, and visors from virgin polycarbonate material. Provide UV stabilized polycarbonate plastic with a minimum thickness of 0.1 ± 0.01 inches that is highway yellow (Federal Standard 595C, Color Chip 13538). Ensure the color is incorporated into the plastic material before molding the signal head housings and end caps. Ensure the plastic formulation provides the following physical properties in the assembly (tests may be performed on separately molded specimens):

Test	Required	Method
Specific Gravity	1.17 minimum	ASTM D 792
Flammability	Self-extinguishing	ASTM D 635
Tensile Strength, yield, PSI	8500 minimum	ASTM D 638
Izod impact strength, ft-lb/in [notched, 1/8 inch]	12 minimum	ASTM D 256

For pole mounting, provide side of pole mounting assemblies with framework and all other hardware necessary to make complete, watertight connections of the signal heads to the poles and pedestals. Fabricate the mounting assemblies and frames from aluminum with all necessary hardware, screws, washers, etc. to be stainless steel. Provide mounting fittings that match the positive locking device on the signal head with the serrations integrally cast into the brackets. Provide upper and lower pole plates that have a 1 ¼-inch vertical conduit entrance hubs with the hubs capped on the lower plate and 1 ½-inch horizontal hubs. Ensure that the assemblies provide rigid attachments to poles and pedestals so as to allow no twisting or swaying of the signal heads. Ensure that all raceways are free of sharp edges and protrusions, and can accommodate a minimum of ten Number 14 AWG conductors.

For pedestal mounting, provide a post-top slipfitter mounting assembly that matches the positive locking device on the signal head with serrations integrally cast into the slipfitter. Provide stainless steel hardware, screws, washers, etc. Provide a minimum of six 3/8 X 3/4-inch long square head bolts for attachment to pedestal. Provide a center post for multi-way slipfitters.

For light emitting diode (LED) traffic signal modules, provide the following requirements for inclusion on the Department's Qualified Products List for traffic signal equipment.

1. Sample submittal,
2. Third-party independent laboratory testing results for each submitted module with evidence of testing and conformance with all of the Design Qualification Testing specified in section 6.4 of each of the following Institute of Transportation Engineers (ITE) specifications:
 - Vehicle Traffic Control Signal Heads – Light Emitting Diode (LED) Circular Signal Supplement
 - Vehicle Traffic Control Signal Heads – Light Emitting Diode (LED) Vehicle Arrow Traffic Signal Supplement

- Pedestrian Traffic Control Signal Indications –Light Emitting Diode (LED) Signal Modules.

(Note: The Department currently recognizes two approved independent testing laboratories. They are Intertek ETL Semko and Light Metrics, Incorporated with Garwood Laboratories. Independent laboratory tests from other laboratories may be considered as part of the QPL submittal at the discretion of the Department,

3. Evidence of conformance with the requirements of these specifications,
4. A manufacturer’s warranty statement in accordance with the required warranty, and
5. Submittal of manufacturer’s design and production documentation for the model, including but not limited to, electrical schematics, electronic component values, proprietary part numbers, bill of materials, and production electrical and photometric test parameters.
6. Evidence of approval of the product to bear the Intertek ETL Verified product label for LED traffic signal modules.

In addition to meeting the performance requirements for the minimum period of 60 months, provide a written warranty against defects in materials and workmanship for the modules for a period of 60 months after installation of the modules. During the warranty period, the manufacturer must provide new replacement modules within 45 days of receipt of modules that have failed at no cost to the State. Repaired or refurbished modules may not be used to fulfill the manufacturer’s warranty obligations. Provide manufacturer’s warranty documentation to the Department during evaluation of product for inclusion on Qualified Products List (QPL).

B. Vehicle Signal Heads:

Comply with the ITE standard “Vehicle Traffic Control Signal Heads”. Provide housings with provisions for attaching backplates.

Provide visors that are 8 inches in length for 8-inch vehicle signal head sections. Provide visors that are 10 inches in length for 12-inch vehicle signal heads.

Provide a termination block with one empty terminal for field wiring for each indication plus one empty terminal for the neutral conductor. Have all signal sections wired to the termination block. Provide barriers between the terminals that have terminal screws with a minimum Number 8 thread size and that will accommodate and secure spade lugs sized for a Number 10 terminal screw.

Mount termination blocks in the yellow signal head sections on all in-line vehicle signal heads. Mount the termination block in the red section on five-section vehicle signal heads.

Furnish vehicle signal head interconnecting brackets. Provide one-piece aluminum brackets less than 4.5 inches in height and with no threaded pipe connections. Provide hand holes on the bottom of the brackets to aid in installing wires to the signal heads. Lower brackets that carry no wires and are used only for connecting the bottom signal sections together may be flat in construction.

For messenger cable mounting, provide messenger cable hangers, wire outlet bodies, balance adjusters, bottom caps, wire entrance fitting brackets, and all other hardware necessary to make complete, watertight connections of the vehicle signal heads to the messenger cable. Fabricate mounting assemblies from malleable iron or steel and provide serrated rings made of aluminum. Provide messenger cable hangers and balance adjusters that are galvanized before being painted. Fabricate balance adjuster eyebolt and eyebolt nut from stainless steel or galvanized malleable iron.

Provide messenger cable hangers with U-bolt clamps. Fabricate washers, screws, bolts, clevis pins, cotter pins, nuts, and U-bolt clamps from stainless steel.

For mast-arm mounting, provide rigid vehicle signal head mounting brackets and all other hardware necessary to make complete, watertight connections of the vehicle signal heads to the mast arms and to provide a means for vertically adjusting the vehicle signal heads to proper alignment. Fabricate the mounting assemblies from aluminum, and provide serrated rings made of aluminum. Provide stainless steel cable attachment assemblies to secure the brackets to the mast arms. Ensure all fastening hardware and fasteners are fabricated from stainless steel.

Provide LED vehicular traffic signal modules (hereafter referred to as modules) that consist of an assembly that uses LEDs as the light source in lieu of an incandescent lamp for use in traffic signal sections. Use LEDs that are aluminum indium gallium phosphorus (AlInGaP) technology for red and yellow indications and indium gallium nitride (InGaN) for green indications. Install the ultra bright type LEDs that are rated for 100,000 hours of continuous operation from •40°F to +165°F. Design modules to have a minimum useful life of 60 months and to meet all parameters of this specification during this period of useful life.

For the modules, provide spade terminals crimped to the lead wires and sized for a #10 screw connection to the existing terminal block in a standard signal head. Do not provide other types of crimped terminals with a spade adapter.

Ensure the power supply is integral to the module assembly. On the back of the module, permanently mark the date of manufacture (month & year) or some other method of identifying date of manufacture.

Tint the red, yellow and green lenses to correspond with the wavelength (chromaticity) of the LED. Transparent tinting films are unacceptable. Provide a lens that is integral to the unit with a smooth outer surface.

1. LED Circular Signal Modules:

Provide modules in the following configurations: 12-inch circular sections, and 8-inch circular sections. All makes and models of LED modules purchased for use on the State Highway System shall appear on the current NCDOT Traffic Signal Qualified Products List (QPL).

Provide the manufacturer's model number and the product number (assigned by the Department) for each module that appears on the 2012 or most recent Qualified Products List. In addition, provide manufacturer's certification in accordance with Article 106-3 of the *Standard Specifications*, that each module meets or exceeds the ITE "Vehicle Traffic Control Signal Heads – Light Emitting Diode (LED) Circular Signal Supplement" dated June 27, 2005 (hereafter referred to as VTCSH Circular Supplement) and other requirements stated in this specification.

Provide modules that meet the following requirements when tested under the procedures outlined in the VTCSH Circular Supplement:

Module Type	Max. Wattage at 165° F	Nominal Wattage at 77° F
12-inch red circular	17	11
8-inch red circular	13	8
12-inch green circular	15	15

8-inch green circular	12	12
-----------------------	----	----

For yellow circular signal modules, provide modules tested under the procedures outlined in the VTCSH Circular Supplement to insure power required at 77° F is 22 Watts or less for the 12-inch circular module and 13 Watts or less for the 8-inch circular module.

Note: Use a wattmeter having an accuracy of $\pm 1\%$ to measure the nominal wattage and maximum wattage of a circular traffic signal module. Power may also be derived from voltage, current and power factor measurements.

2. LED Arrow Signal Modules

Provide 12-inch omnidirectional arrow signal modules. All makes and models of LED modules purchased for use on the State Highway System shall appear on the current NCDOT Traffic Signal Qualified Products List (QPL).

Provide the manufacturer's model number and the product number (assigned by the Department) for each module that appears on the 2012 or most recent Qualified Products List. In addition, provide manufacturer's certification in accordance with Article 106-3 of the *Standard Specifications*, that each module meets or exceeds the requirements for 12-inch omnidirectional modules specified in the ITE "Vehicle Traffic Control Signal Heads – Light Emitting Diode (LED) Vehicle Arrow Traffic Signal Supplement" dated July 1, 2007 (hereafter referred to as VTCSH Arrow Supplement) and other requirements stated in this specification.

Provide modules that meet the following requirements when tested under the procedures outlined in the VTCSH Arrow Supplement:

Module Type	Max. Wattage at 165° F	Nominal Wattage at 77° F
12-inch red arrow	12	9
12-inch green arrow	11	11

For yellow arrow signal modules, provide modules tested under the procedures outlined in the VTCSH Arrow Supplement to insure power required at 77° F is 12 Watts or less.

Note: Use a wattmeter having an accuracy of $\pm 1\%$ to measure the nominal wattage and maximum wattage of an arrow traffic signal module. Power may also be derived from voltage, current and power factor measurements.

3. LED U-Turn Arrow Signal Modules:

Provide modules in the following configurations: 12-inch left u-turn arrow signal modules and 12-inch right u-turn arrow signal modules.

Modules are not required to be listed on the ITS and Signals Qualified Products List. Provide manufacturer's certification in accordance with Article 106-3 of the *Standard Specifications*, that each module meets or exceeds the ITE "Vehicle Traffic Control Signal Heads – Light Emitting Diode (LED) Circular Signal Supplement" dated June 27, 2005 (hereafter referred to as VTCSH Circular Supplement) and other requirements stated in this specification.

Provide modules that have minimum maintained luminous intensity values that are not less than 16% of the values calculated using the method described in section 4.1 of the VTCSH Circular Supplement.

Provide modules that meet the following requirements when tested under the procedures outlined in the VTCSH Circular Supplement:

Module Type	Max. Wattage at 165° F	Nominal Wattage at 77° F
12-inch red u-turn arrow	17	11
12-inch green u-turn arrow	15	15

For yellow u-turn arrow signal modules, provide modules tested under the procedures outlined in the VTCSH Circular Supplement to ensure power required at 77° F is 22 Watts or less.

Note: Use a wattmeter having an accuracy of $\pm 1\%$ to measure the nominal wattage and maximum wattage of a circular traffic signal module. Power may also be derived from voltage, current and power factor measurements.

C. Pedestrian Signal Heads:

Provide pedestrian signal heads with international symbols that meet the MUTCD. Do not provide letter indications.

Comply with the ITE standard for “Pedestrian Traffic Control Signal Indications” and the following sections of the ITE standard for “Vehicle Traffic Control Signal Heads” in effect on the date of advertisement:

- Section 3.00 - “Physical and Mechanical Requirements”
- Section 4.01 - “Housing, Door, and Visor: General”
- Section 4.04 - “Housing, Door, and Visor: Materials and Fabrication”
- Section 7.00 - “Exterior Finish”

Provide a double-row termination block with three empty terminals and number 10 screws for field wiring. Provide barriers between the terminals that accommodate a spade lug sized for number 10 terminal screws. Mount the termination block in the hand section. Wire all signal sections to the terminal block.

Where required by the plans, provide 16-inch pedestrian signal heads with traditional three-sided, rectangular visors, 6 inches long. Where required by the plans, provide 12-inch pedestrian signal heads with traditional three-sided, rectangular visors, 8 inches long.

Provide 2-inch diameter pedestrian push-buttons with weather-tight housings fabricated from die-cast aluminum and threading in compliance with the NEC for rigid metal conduit. Provide a weep hole in the housing bottom and ensure that the unit is vandal resistant.

Provide push-button housings that are suitable for mounting on flat or curved surfaces and that will accept 1/2-inch conduit installed in the top. Provide units that have a heavy duty push-button assembly with a sturdy, momentary, normally-open switch. Have contacts that are electrically insulated from the housing and push-button. Ensure that the push-buttons are rated for a minimum of 5 mA at 24 volts DC and 250 mA at 12 volts AC.

Provide standard R10-3 signs with mounting hardware that comply with the MUTCD in effect on the date of advertisement. Provide R10-3E signs for countdown pedestrian heads and R10-3B for non-countdown pedestrian heads.

Design the LED pedestrian traffic signal modules (hereafter referred to as modules) for installation into standard pedestrian traffic signal sections that do not contain the incandescent signal section reflector, lens, eggcrate visor, gasket, or socket. Provide modules that consist of an assembly that uses LEDs as the light source in lieu of an incandescent lamp. Use LEDs that are of the latest

aluminum indium gallium phosphorus (AlInGaP) technology for the Portland Orange hand and countdown displays. Use LEDs that are of the latest indium gallium nitride (InGaN) technology for the Lunar White walking man displays. Install the ultra-bright type LEDs that are rated for 100,000 hours of continuous operation from •40°F to +165°F. Design modules to have a minimum useful life of 60 months and to meet all parameters of this specification during this period of useful life.

Design all modules to operate using a standard 3 - wire field installation. Provide spade terminals crimped to the lead wires and sized for a #10 screw connection to the existing terminal block in a standard pedestrian signal housing. Do not provide other types of crimped terminals with a spade adapter.

Ensure the power supply is integral to the module assembly. On the back of the module, permanently mark the date of manufacture (month & year) or some other method of identifying date of manufacture.

Provide modules in the following configuration: 16-inch displays which have the solid hand/walking man overlay on the left and the countdown on the right, and 12-inch displays which have the solid hand/walking man module as an overlay. All makes and models of LED modules purchased for use on the State Highway System shall appear on the current NCDOT Traffic Signal Qualified Products List (QPL).

Provide the manufacturer's model number and the product number (assigned by the Department) for each module that appears on the 2012 or most recent Qualified Products List. In addition, provide manufacturer's certification in accordance with Article 106-3 of the *Standard Specifications*, that each module meets or exceeds the ITE "Pedestrian Traffic Control Signal Indicators - Light Emitting Diode (LED) Signal Modules" dated August 04, 2010 (hereafter referred to as PTCSI Pedestrian Standard) and other requirements stated in this specification.

Provide modules that meet the following requirements when tested under the procedures outlined in the PTCSI Pedestrian Standard:

Module Type	Max. Wattage at 165° F	Nominal Wattage at 77° F
Hand Indication	16	13
Walking Man Indication	12	9
Countdown Indication	16	13

Note: Use a wattmeter having an accuracy of $\pm 1\%$ to measure the nominal wattage and maximum wattage of a circular traffic signal module. Power may also be derived from voltage, current and power factor measurements.

Provide module lens that is hard coated or otherwise made to comply with the material exposure and weathering effects requirements of the Society of Automotive Engineers (SAE) J576. Ensure all exposed components of the module are suitable for prolonged exposure to the environment, without appreciable degradation that would interfere with function or appearance.

Ensure the countdown display continuously monitors the traffic controller to automatically learn the pedestrian phase time and update for subsequent changes to the pedestrian phase time.

Ensure the countdown display begins normal operation upon the completion of the preemption sequence and no more than one pedestrian clearance cycle.

D. Signal Cable:

Furnish 16-4 and 16-7 signal cable that complies with IMSA specification 20-1 except provide the following conductor insulation colors:

- For 16-4 cable: white, yellow, red, and green
- For 16-7 cable: white, yellow, red, green, yellow with black stripe tracer, red with black stripe tracer, and green with black stripe tracer. Apply continuous stripe tracer on conductor insulation with a longitudinal or spiral pattern.

Provide a ripcord to allow the cable jacket to be opened without using a cutter. IMSA specification 19-1 will not be acceptable. Provide a cable jacket labeled with the IMSA specification number and provide conductors constructed of stranded copper.

3. PROTECTIVE COATING FOR PEDESTRIAN PEDESTALS**3.1. Description**

This special provision sets forth the requirements

Protective coating for pedestrian pedestals is a supplemental durable color coating that is applied to galvanized steel and aluminum traffic signal structures installed in locations where maintaining an aesthetic appearance is important. Powder Coating is the preferred supplemental protective coating process for coating galvanized steel and aluminum structures. However, for the purposes of this special provision, an Acrylic Primer and top coat paint system is included as an acceptable alternative when protective color coating is required.

Provide protective coating over galvanization for all steel poles including all necessary hardware in accordance with the plans and specifications. Any aluminum components do not need to be galvanized before application of protective coating.

Only apply protective coating to structures at the following locations on this project:

- 13-1193 – US 25 (Hendersonville Road) at Valley Springs Road/Deerlake Drive
- 13-1195 – US 25 (Hendersonville Road) at Racquet Club Road

No other intersection will require protective coating on this project.

3.2. Materials

With the exception of aluminum components, furnish all metal poles with galvanic protection along with a tough and durable application of protective coating. Aluminum components shall have a durable powder coating application. Galvanization is not required for aluminum components.

Furnish pole caps that have a low gloss powder finish applied over a hot-dipped galvanized surface. Comply with the applicable provisions of Section 442-10 and 442-12 of the *Standard Specifications*.

Ensure the selected color for protective coating has been verified and approved by the Engineer prior to fabrication.

3.3. Coating Shop Approval

Approve the coating shop facility prior to the application of any coating process. Submit all requests, procedures and documents electronically to:

- Mr. Brian Hunter, P.E., Chemical Testing Engineer
 - bhunter@ncdot.gov
- A) Submit a quality control procedure that the company has established to ensure a quality and durable coating. The quality control procedure shall contain at a minimum the following:
- Qualified / Certified personnel to manage the QC Program and to conduct Quality Control tests
 - Qualified / certified coaters
 - Source and type of powder
 - How the powder will be stored
 - Powder application facility (heated or unheated)
 - Surface pre-treatment
 - Surface preparation including profile
 - Application methods
 - Curing conditions (conventional or infrared)
 - Curing Temperature
 - Adhesion & Holiday Detection
 - Repair Procedure
 - Storage and protection of coated items
 - Shipping and handling (packing, protection, and wrapping)
- B) Submit a powder certification from the manufacturer
- C) Submit the following to the Chemical Testing Engineer a minimum of four weeks prior to coating application.
1. Two test panels of ASTM A36 steel, $\frac{1}{4}$ or greater in thickness measuring 8 inches by 11 inches using the proposed color of the final coat; a powder coated over galvanized test panel and a powder coated over un-galvanized test panel.
 2. In addition, provide two (2) samples of the same or comparable material and thickness as production pieces. Ensure production piece replicas do not exceed twelve inches (12”) in length and width nor 50 pounds in weight.
 3. Submit all test panels with inspection reports and records according to *Standard Specifications*, Section 442, Section 1072, Section 1076, and Section 1080.
 4. Acceptance of the panels is determined by meeting the requirements of ASTM D-4541 of 800 psi for both galvanized and un-galvanized and production piece test panels.
 5. Send all panels to :
Materials and Tests Unit
1801 Blue Ridge Road
Raleigh, NC 27607
Attn: Chemical Testing Engineer

3.4. POWDER COATING

A. Galvanizing

Galvanize steel products in accordance with Section 1076 of the *Standard Specifications*. Ensure the fabricator or designated representative(s) that is supplying the components to be galvanized communicates with the galvanizer to indicate that the galvanized pieces will be powder coated to avoid water or chromate quenching.

B. Surface Preparation

Comply with manufacturer's recommended surface coating specifications, Steel Structure Painting Council (SSPC) specifications and applicable articles of Section 442 (Painting Steel Structures) of the *Standard Specifications*. Ensure that surface preparations and treatments are performed and meet the requirements of the above referenced specifications.

Some pole components, specifically steel plates $\frac{3}{4}$ inches or more in thickness, may need blast cleaning prior to structure assembly to remove impurities and non-metallic foreign materials. Mechanically remove all weld flux after structure is assembled

Degrease and prepare steel structure for zinc coating after assembly using full immersion baths and pickling processes in heat controlled caustic and acid solutions. Rinse and clean structure to remove caustic or acid solutions by immersion in a circulating fresh water bath. Immerse structure in a heat controlled concentrated zinc ammonium chloride flux solution and air dry as a final prep before hot-dip galvanization.

Ensure that the surface preparation is no less than specified by the powder manufacturer's recommendations. Prepare all components to be coated in accordance with SSPC SP-2 (Hand Tool Cleaning) and/or SSPC SP-3 (Power Tool Cleaning). Remove all drainage spikes, high spots, protrusions or other surface defects using hand or power tools. Do not remove the galvanization below the limits set forth in AASHTO M111.

Remove grease, oils, moisture, scale, rust or any other foreign matter prior to powder coating to ensure ideal adhesion and coating performance. Prepare and coat the galvanized surface as soon as possible after the galvanization process.

C. Powder Coating Application and Curing

Prepare galvanized finish for powder coating by brush blasting in accordance with SSPC-SP7. Ensure all threaded components of the structure are protected from damage during blasting process.

Use thermosetting powder resin that meets 5A or 5B classifications of ASTM D3359. Apply powder coating electrostatically. Follow manufacturer's recommended preheating requirements. Ensure the top coat finish is applied uniformly to all surfaces with a dry film thickness of between 3.0 to 5.0 mils. Cure the top coat by heating the structure to manufacturer recommended temperatures at the duration required to ensure complete and uniform bond.

D. Quality Control

Ensure the applicator provides all test reports and documentation and inspects all coated material as outlined in the *Standard Specifications*, Section 442, Section 1072,

Section 1076, and Section 1080. Ensure the quality control inspection is kept separate from the production functions.

E. Storage, Shipping, and Handling

Store all powder coated material inside or as directed by the Engineer.

Protect the product from incurring damage during all shipping, handling, and storing activities. Do not store the product directly on the ground or in areas where water may pool; the Engineer determines the effectiveness of all storage, shipping and handling methods.

F. Repair of Powder Coated Material

Repair all damage to the coating by the original method of application as outlined in the coating facility's repair procedure. Ensure all repair areas meet the original requirements for adhesion as stated in this Project Special Provision.

Photograph, document, and report all damages upon delivery to the project site prior to unloading. Provide documented damage notifications to the Engineer or to their authorized representative so the application firm can be notified. The Engineer has the authority to accept or reject the material as outlined in the *Standard Specifications*.

Submit to the Engineer a repair procedure for damaged coatings which occur during storage, transporting, handling and or installation. Utilize a liquid paint approved by the Department, compatible with the powder applied product. Ensure all repair areas demonstrate an adhesion rating of 400 psi in accordance with ASTM D-4541. Obtain Engineer's acceptance of the final finish.

3.5. ACRYLIC PRIMER AND TOP COAT PAINT SYSTEM 4 (MODIFIED)

A. Description

Follow NCDOT procedures for Powder Coating over Galvanizing. Provide an Acrylic Primer and top coat when a substitute for powder coating is necessary.

Provide supplemental coating for all mast arms with metal signal poles and all necessary hardware for the signalized intersection in accordance with NCDOT Standard specifications – sections 442 and 1080, as contained herein, and as shown on the plans.

Ensure all painting work for new structures, except field touch-up and bolt painting is performed in the shop.

B. Surface Preparation **Ensure all surface preparation is not less than that specified by the paint manufacturer's recommendations.**

Ensure all components to be coated are prepared in accordance with SSPC SP2 (Hand Tool Cleaning and or SSPC SP-3 (Power Tool Cleaning). Remove all drainage spikes, high spots, protrusions or other surface defects using hand or power tools. Do not remove the galvanization below the limits set forth in AASHTO M111.

Perform abrasive sweep blasting in accordance with ASTM D6386. Refer to this section for a description of the abrasive blast material to be used. Use a material and technique capable of

stripping action to remove corrosion products and to provide a rough surface profile while leaving base zinc layers intact.

Blow down all blasted surfaces with clean compressed air to provide a clean, dry surface.

Ensure all surfaces are free of visible zinc oxides or zinc hydroxides.

C. Materials

Use an approved/qualified waterborne paint meeting the requirements of NCDOT Standard specification section 1080. Do not apply paint until each batch has been tested by the Department. Provide color as specified in the contract documents.

Ensure all paint used on this contract is produced by the same manufacturer.

D. Painting

Apply paint in accordance with the requirements of Section 1080 and Section 442 of the 2010 *Standard Specifications* using System 4 as modified herein.

System 4 (Modified) Acrylic Primer and Top Coats

Coat	Material	Mils Dry/Wet Film	Mils Dry/Wet Film
		Thickness	Thickness
		Minimum	Maximum
Primer	1080-12 White	3.0 DFT	5.0 DFT
Stripe	1080-12 Brown	4.0 WFT	7.0 WFT
Topcoat	1080-12 Brown	2.0 DFT	4.0 DFT
Total		5.0 DFT	9.0 DFT

Shop paint all galvanized surfaces within 8 hours after surface preparation with the exception of field touch-up and bolt painting.

Mask off and do not paint all data plates and faying surfaces prior to application.

Spray apply all coatings except for the stripe coat. Brush apply the stripe coat to all plate edges, welds, bolt holes and bolts prior to applying the finish coat.

E. Curing

Store all material in a heated shop for a period no less than 24 hours once top coat has been applied. Continue storing material until requirements of ASTM D-1640 have been met.

F. Inspection

Provide inspection records showing the initial average thickness of the hot dipped galvanizing as well as the final average DFT measurement.

Ensure all material is of a uniform appearance free of runs, drips, and sags.

G. Handling

Do not handle, ship, or erect coated members until paint is thoroughly dry.

Protect all shipping and handling either from the coating facility to project site and or storage site to area(s) to construction location from incurring damage to product. Wood blocks and nylon slings are recommended for securing, loading, hoisting or storing members.

H. Repair of Damaged Coating

Repair damage occurring to the galvanized portion of the coating during shipment or installation in accordance with Articles 1076-6 and 1080-9 of the *Standard Specifications*. Repair damage occurring to the painted portion of the coating during shipment or installation by applying 4.0-7.0 wet mils of topcoat with a brush or roller and feather or taper this to be level with the surrounding areas.

3.6. MEASUREMENT AND PAYMENT

Actual number of signal pedestals with powder coat applied furnished, installed, and accepted.

Actual number of pushbutton posts with powder coat applied furnished, installed, and accepted.

Payment will be made under:

Powder Coat for Signal Pedestal (BLACK)	Each
Powder Coat for Pushbutton Post (BLACK)	Each

4. CONTROLLERS WITH CABINETS

4.1. MATERIALS – TYPE 170 DETECTOR SENSOR UNITS

Furnish detector sensor units that comply with Chapter 5 Section 1, “General Requirements,” and Chapter 5 Section 2, “Model 222 & 224 Loop Detector Sensor Unit Requirements,” of the CALTRANS “Transportation Electrical Equipment Specifications” dated March 12, 2009 with Erratum 1.

NCDOT STANDARD SPECIAL PROVISIONS

STANDARD SPECIAL PROVISION

AVAILABILITY OF FUNDS – TERMINATION OF CONTRACTS

(5-20-08)

Z-2

General Statute 143C-6-11. (h) Highway Appropriation is hereby incorporated verbatim in this contract as follows:

(h) Amounts Encumbered. – Transportation project appropriations may be encumbered in the amount of allotments made to the Department of Transportation by the Director for the estimated payments for transportation project contract work to be performed in the appropriation fiscal year. The allotments shall be multiyear allotments and shall be based on estimated revenues and shall be subject to the maximum contract authority contained in *General Statute 143C-6-11(c)*. Payment for transportation project work performed pursuant to contract in any fiscal year other than the current fiscal year is subject to appropriations by the General Assembly. Transportation project contracts shall contain a schedule of estimated completion progress, and any acceleration of this progress shall be subject to the approval of the Department of Transportation provided funds are available. The State reserves the right to terminate or suspend any transportation project contract, and any transportation project contract shall be so terminated or suspended if funds will not be available for payment of the work to be performed during that fiscal year pursuant to the contract. In the event of termination of any contract, the contractor shall be given a written notice of termination at least 60 days before completion of scheduled work for which funds are available. In the event of termination, the contractor shall be paid for the work already performed in accordance with the contract specifications.

Payment will be made on any contract terminated pursuant to the special provision in accordance with Subarticle 108-13(E) of the *2012 Standard Specifications*.

STANDARD SPECIAL PROVISION

ERRATA

(1-17-12) (Rev. 04-21-15)

Z-4

Revise the *2012 Standard Specifications* as follows:

Division 2

Page 2-7, line 31, Article 215-2 Construction Methods, replace “Article 107-26” with “Article 107-25”.

Page 2-17, Article 226-3, Measurement and Payment, line 2, delete “pipe culverts,”.

Page 2-20, Subarticle 230-4(B), Contractor Furnished Sources, change references as follows:
Line 1, replace “(4) Buffer Zone” with “(c) Buffer Zone”; **Line 12**, replace “(5) Evaluation for Potential Wetlands and Endangered Species” with “(d) Evaluation for Potential Wetlands and Endangered Species”; and **Line 33**, replace “(6) Approval” with “(4) Approval”.

Division 3

Page 3-1, after line 15, Article 300-2 Materials, replace “1032-9(F)” with “1032-6(F)”.

Division 4

Page 4-77, line 27, Subarticle 452-3(C) Concrete Coping, replace “sheet pile” with “reinforcement”.

Division 6

Page 6-7, line 31, Article 609-3 Field Verification of Mixture and Job Mix Formula Adjustments, replace “30” with “45”.

Page 6-10, line 42, Subarticle 609-6(C)(2), replace “Subarticle 609-6(E)” with “Subarticle 609-6(D)”.

Page 6-11, Table 609-1 Control Limits, replace “Max. Spec. Limit” for the Target Source of $P_{0.075}/P_{be}$ Ratio with “1.0”.

Page 6-40, Article 650-2 Materials, replace “Subarticle 1012-1(F)” with “Subarticle 1012-1(E)”

Division 7

Page 7-1, Article 700-3, CONCRETE HAULING EQUIPMENT, line 33, replace “competition” with “completion”.

Division 8

Page 8-23, line 10, Article 838-2 Materials, replace “Portland Cement Concrete, Class B” with “Portland Cement Concrete, Class A”.

Division 10

Page 10-166, Article 1081-3 Hot Bitumen, replace “Table 1081-16” with “Table 1081-2”, replace “Table 1081-17” with “Table 1081-3”, and replace “Table 1081-18” with “Table 1081-4”.

Division 12

Page 12-7, Table 1205-3, add “FOR THERMOPLASTIC” to the end of the title.

Page 12-8, Subarticle 1205-5(B), line 13, replace “Table 1205-2” with “Table 1205-4”.

Page 12-8, Table 1205-4 and 1205-5, replace “THERMOPLASTIC” in the title of these tables with “POLYUREA”.

Page 12-9, Subarticle 1205-6(B), line 21, replace “Table 1205-4” with “Table 1205-6”.

Page 12-11, Subarticle 1205-8(C), line 25, replace “Table 1205-5” with “Table 1205-7”.

Division 15

Page 15-4, Subarticle 1505-3(F) Backfilling, line 26, replace “Subarticle 235-4(C)” with “Subarticle 235-3(C)”.

Page 15-6, Subarticle 1510-3(B), after line 21, replace the allowable leakage formula with the following: $W = LD\sqrt{P} \div 148,000$

Page 15-6, Subarticle 1510-3(B), line 32, delete “may be performed concurrently or” and replace with “shall be performed”.

Page 15-17, Subarticle 1540-3(E), line 27, delete “Type 1”.

Division 17

Page 17-26, line 42, Subarticle 1731-3(D) Termination and Splicing within Interconnect Center, delete this subarticle.

Revise the *2012 Roadway Standard Drawings* as follows:

1633.01 Sheet 1 of 1, English Standard Drawing for Matting Installation, replace “1633.01” with “1631.01”.

STANDARD SPECIAL PROVISION

PLANT AND PEST QUARANTINES

(Imported Fire Ant, Gypsy Moth, Witchweed, And Other Noxious Weeds)

(3-18-03) (Rev. 10-15-13)

Z-04a

Within Quarantined Area

This project may be within a county regulated for plant and/or pests. If the project or any part of the Contractor's operations is located within a quarantined area, thoroughly clean all equipment prior to moving out of the quarantined area. Comply with federal/state regulations by obtaining a certificate or limited permit for any regulated article moving from the quarantined area.

Originating in a Quarantined County

Obtain a certificate or limited permit issued by the N.C. Department of Agriculture/United States Department of Agriculture. Have the certificate or limited permit accompany the article when it arrives at the project site.

Contact

Contact the N.C. Department of Agriculture/United States Department of Agriculture at 1-800-206-9333, 919-733-6932, or <http://www.ncagr.gov/plantind/> to determine those specific project sites located in the quarantined area or for any regulated article used on this project originating in a quarantined county.

Regulated Articles Include

1. Soil, sand, gravel, compost, peat, humus, muck, and decomposed manure, separately or with other articles. This includes movement of articles listed above that may be associated with cut/waste, ditch pulling, and shoulder cutting.
2. Plants with roots including grass sod.
3. Plant crowns and roots.
4. Bulbs, corms, rhizomes, and tubers of ornamental plants.
5. Hay, straw, fodder, and plant litter of any kind.
6. Clearing and grubbing debris.
7. Used agricultural cultivating and harvesting equipment.
8. Used earth-moving equipment.
9. Any other products, articles, or means of conveyance, of any character, if determined by an inspector to present a hazard of spreading imported fire ant, gypsy moth, witchweed or other noxious weeds.

STANDARD SPECIAL PROVISION

AWARD OF CONTRACT

(6-28-77)

Z-6

“The North Carolina Department of Transportation, in accordance with the provisions of *Title VI of the Civil Rights Act of 1964* (78 Stat. 252) and the Regulations of the Department of Transportation (*49 C.F.R., Part 21*), issued pursuant to such act, hereby notifies all bidders that it will affirmatively insure that the contract entered into pursuant to this advertisement will be awarded to the lowest responsible bidder without discrimination on the ground of race, color, or national origin”.

STANDARD SPECIAL PROVISION

MINORITY AND FEMALE EMPLOYMENT REQUIREMENTS

Z-7

NOTICE OF REQUIREMENTS FOR AFFIRMATIVE ACTION TO ENSURE EQUAL EMPLOYMENT OPPORTUNITY (*EXECUTIVE NUMBER 11246*)

1. The goals and timetables for minority and female participation, expressed in percentage terms for the Contractor’s aggregate workforce in each trade on all construction work in the covered area, see as shown on the attached sheet entitled “Employment Goals for Minority and Female participation”.

These goals are applicable to all the Contractor’s construction work (whether or not it is Federal or federally assisted) performed in the covered area. If the Contractor performs construction work in a geographical area located outside of the covered area, it shall apply the goals established for such geographical area where the work is actually performed. With regard to this second area, the Contractor also is subject to the goals for both its federally involved and nonfederally involved construction.

The Contractor’s compliance with the Executive Order and the regulations in *41 CFR Part 60-4* shall be based on its implementation of the Equal Opportunity Clause, specific affirmative action obligations required by the specifications set forth in *41 CFR 60-4.3(a)*, and its effort to meet the goals. The hours of minority and female employment and training must be substantially uniform throughout the length of the contract, and in each trade and the Contractor shall make a good faith effort to employ minorities and women evenly on each of its projects. The transfer of minority or female employees or trainees from Contractor to Contractor or from project to project or the sole purpose of meeting the Contractor’s goals shall be a violation of the contract, the executive Order and the regulations in *41 CFR Part 60-4*. Compliance with the goals will be measured against the total work hours performed.

2. As used in this Notice and in the contract resulting from this solicitation, the “covered area” is the county or counties shown on the cover sheet of the proposal form and contract.

**EMPLOYMENT GOALS FOR MINORITY
AND FEMALE PARTICIPATION**

Economic Areas

Area 023 29.7%

Bertie County
Camden County
Chowan County
Gates County
Hertford County
Pasquotank County
Perquimans County

Area 024 31.7%

Beaufort County
Carteret County
Craven County
Dare County
Edgecombe County
Green County
Halifax County
Hyde County
Jones County
Lenoir County
Martin County
Nash County
Northampton County
Pamlico County
Pitt County
Tyrrell County
Washington County
Wayne County
Wilson County

Area 025 23.5%

Columbus County
Duplin County
Onslow County
Pender County

Area 026 33.5%

Bladen County
Hoke County
Richmond County
Robeson County
Sampson County
Scotland County

Area 027 24.7%

Chatham County
Franklin County
Granville County
Harnett County
Johnston County
Lee County
Person County
Vance County
Warren County

Area 028 15.5%

Alleghany County
Ashe County
Caswell County
Davie County
Montgomery County
Moore County
Rockingham County
Surry County
Watauga County
Wilkes County

Area 029 15.7%

Alexander County
Anson County
Burke County
Cabarrus County
Caldwell County
Catawba County
Cleveland County
Iredell County
Lincoln County
Polk County
Rowan County
Rutherford County
Stanly County

Area 0480 8.5%

Buncombe County
Madison County

Area 030 6.3%

Avery County
Cherokee County
Clay County
Graham County
Haywood County
Henderson County
Jackson County
McDowell County
Macon County
Mitchell County
Swain County
Transylvania County
Yancey County

SMSA Areas

Area 5720 26.6%

Currituck County

Area 9200 20.7%

Brunswick County

New Hanover County

Area 2560 24.2%

Cumberland County

Area 6640 22.8%

Durham County

Orange County

Wake County

Area 1300 16.2%

Alamance County

Area 3120 16.4%

Davidson County

Forsyth County

Guilford County

Randolph County

Stokes County

Yadkin County

Area 1520 18.3%

Gaston County

Mecklenburg County

Union County

Goals for Female

Participation in Each Trade

(Statewide) 6.9%

STANDARD SPECIAL PROVISION

REQUIRED CONTRACT PROVISIONS FEDERAL - AID CONSTRUCTION CONTRACTS

FHWA - 1273 Electronic Version - May 1, 2012

Z-8

- I. General
- II. Nondiscrimination
- III. Nonsegregated Facilities
- IV. Davis-Bacon and Related Act Provisions
- V. Contract Work Hours and Safety Standards Act Provisions
- VI. Subletting or Assigning the Contract
- VII. Safety: Accident Prevention
- VIII. False Statements Concerning Highway Projects
- IX. Implementation of Clean Air Act and Federal Water Pollution Control Act
- X. Compliance with Governmentwide Suspension and Debarment Requirements
- XI. Certification Regarding Use of Contract Funds for Lobbying

ATTACHMENTS

- A. Employment and Materials Preference for Appalachian Development Highway System or Appalachian Local Access Road Contracts (included in Appalachian contracts only)

I. GENERAL

1. Form FHWA-1273 must be physically incorporated in each construction contract funded under Title 23 (excluding emergency contracts solely intended for debris removal). The contractor (or subcontractor) must insert this form in each subcontract and further require its inclusion in all lower tier subcontracts (excluding purchase orders, rental agreements and other agreements for supplies or services).

The applicable requirements of Form FHWA-1273 are incorporated by reference for work done under any purchase order, rental agreement or agreement for other services. The prime contractor shall be responsible for compliance by any subcontractor, lower-tier subcontractor or service provider.

Form FHWA-1273 must be included in all Federal-aid design-build contracts, in all subcontracts and in lower tier subcontracts (excluding subcontracts for design services, purchase orders, rental agreements and other agreements for supplies or services). The design-builder shall be responsible for compliance by any subcontractor, lower-tier subcontractor or service provider.

Contracting agencies may reference Form FHWA-1273 in bid proposal or request for proposal documents, however, the Form FHWA-1273 must be physically incorporated (not referenced) in all contracts, subcontracts and lower-tier subcontracts (excluding purchase orders, rental agreements and other agreements for supplies or services related to a construction contract).
2. Subject to the applicability criteria noted in the following sections, these contract provisions shall apply to all work performed on the contract by the contractor's own organization and with the assistance of workers under the contractor's immediate superintendence and to all work performed on the contract by piecework, station work, or by subcontract.
3. A breach of any of the stipulations contained in these Required Contract Provisions may be sufficient grounds for withholding of progress payments, withholding of final payment, termination of the contract, suspension / debarment or any other action determined to be appropriate by the contracting agency and FHWA.
4. Selection of Labor: During the performance of this contract, the contractor shall not use convict labor for any purpose within the limits of a construction project on a Federal-aid highway unless it is labor performed by convicts who are on parole, supervised release, or probation. The term Federal-aid highway does not include roadways functionally classified as local roads or rural minor collectors.

II. NONDISCRIMINATION

The provisions of this section related to 23 CFR Part 230 are applicable to all Federal-aid construction contracts and to all related construction subcontracts of \$10,000 or more. The provisions of 23 CFR Part 230 are not applicable to material supply, engineering, or architectural service contracts.

In addition, the contractor and all subcontractors must comply with the following policies: Executive Order 11246, 41 CFR 60, 29 CFR 1625-1627, Title 23 USC Section 140, the Rehabilitation Act of 1973, as amended (29 USC 794), Title VI of the Civil Rights Act of 1964, as amended, and related regulations including 49 CFR Parts 21, 26 and 27; and 23 CFR Parts 200, 230, and 633.

The contractor and all subcontractors must comply with: the requirements of the Equal Opportunity Clause in 41 CFR 60-1.4(b) and, for all construction contracts exceeding \$10,000, the Standard Federal Equal Employment Opportunity Construction Contract Specifications in 41 CFR 60-4.3.

Note: The U.S. Department of Labor has exclusive authority to determine compliance with Executive Order 11246 and the policies of the Secretary of Labor including 41 CFR 60, and 29 CFR 1625-1627. The contracting agency and the FHWA have the authority and the responsibility to ensure compliance with Title 23 USC Section 140, the Rehabilitation Act of 1973, as amended (29 USC 794), and Title VI of the Civil Rights Act of 1964, as amended, and related regulations including 49 CFR Parts 21, 26 and 27; and 23 CFR Parts 200, 230, and 633.

The following provision is adopted from 23 CFR 230, Appendix A, with appropriate revisions to conform to the U.S. Department of Labor (US DOL) and FHWA requirements.

1. **Equal Employment Opportunity:** Equal employment opportunity (EEO) requirements not to discriminate and to take affirmative action to assure equal opportunity as set forth under laws, executive orders, rules, regulations (28 CFR 35, 29 CFR 1630, 29 CFR 1625-1627, 41 CFR 60 and 49 CFR 27) and orders of the Secretary of Labor as modified by the provisions prescribed herein, and imposed pursuant to 23 U.S.C. 140 shall constitute the EEO and specific affirmative action standards for the contractor's project activities under this contract. The provisions of the Americans with Disabilities Act of 1990 (42 U.S.C. 12101 et seq.) set forth under 28 CFR 35 and 29 CFR 1630 are

incorporated by reference in this contract. In the execution of this contract, the contractor agrees to comply with the following minimum specific requirement activities of EEO:

- a. The contractor will work with the contracting agency and the Federal Government to ensure that it has made every good faith effort to provide equal opportunity with respect to all of its terms and conditions of employment and in their review of activities under the contract.
 - b. The contractor will accept as its operating policy the following statement:
"It is the policy of this Company to assure that applicants are employed, and that employees are treated during employment, without regard to their race, religion, sex, color, national origin, age or disability. Such action shall include: employment, upgrading, demotion, or transfer; recruitment or recruitment advertising; layoff or termination; rates of pay or other forms of compensation; and selection for training, including apprenticeship, pre-apprenticeship, and/or on-the-job training."
2. **EEO Officer:** The contractor will designate and make known to the contracting officers an EEO Officer who will have the responsibility for and must be capable of effectively administering and promoting an active EEO program and who must be assigned adequate authority and responsibility to do so.
 3. **Dissemination of Policy:** All members of the contractor's staff who are authorized to hire, supervise, promote, and discharge employees, or who recommend such action, or who are substantially involved in such action, will be made fully cognizant of, and will implement, the contractor's EEO policy and contractual responsibilities to provide EEO in each grade and classification of employment. To ensure that the above agreement will be met, the following actions will be taken as a minimum:
 - a. Periodic meetings of supervisory and personnel office employees will be conducted before the start of work and then not less often than once every six months, at which time the contractor's EEO policy and its implementation will be reviewed and explained. The meetings will be conducted by the EEO Officer.
 - b. All new supervisory or personnel office employees will be given a thorough indoctrination by the EEO Officer, covering all major aspects of the contractor's EEO obligations within thirty days following their reporting for duty with the contractor.
 - c. All personnel who are engaged in direct recruitment for the project will be instructed by the EEO Officer in the contractor's procedures for locating and hiring minorities and women.
 - d. Notices and posters setting forth the contractor's EEO policy will be placed in areas readily accessible to employees, applicants for employment and potential employees.
 - e. The contractor's EEO policy and the procedures to implement such policy will be brought to the attention of employees by means of meetings, employee handbooks, or other appropriate means.
 4. **Recruitment:** When advertising for employees, the contractor will include in all advertisements for employees the notation: "An Equal Opportunity Employer." All such advertisements will be placed in publications having a large circulation among minorities and women in the area from which the project work force would normally be derived.
 - a. The contractor will, unless precluded by a valid bargaining agreement, conduct systematic and direct recruitment through public and private employee referral sources likely to yield qualified minorities and women. To meet this requirement, the contractor will identify sources of potential minority group employees, and establish with such identified sources procedures whereby minority and women applicants may be referred to the contractor for employment consideration.
 - b. In the event the contractor has a valid bargaining agreement providing for exclusive hiring hall referrals, the contractor is expected to observe the provisions of that agreement to the extent that the system meets the contractor's compliance with EEO contract provisions. Where implementation of such an agreement has the effect of discriminating against minorities or women, or obligates the contractor to do the same, such implementation violates Federal nondiscrimination provisions.
 - c. The contractor will encourage its present employees to refer minorities and women as applicants for employment. Information and procedures with regard to referring such applicants will be discussed with employees.
 5. **Personnel Actions:** Wages, working conditions, and employee benefits shall be established and administered, and personnel actions of every type, including hiring, upgrading, promotion, transfer, demotion, layoff, and termination, shall be taken without regard to race, color, religion, sex, national origin, age or disability. The following procedures shall be followed:
 - a. The contractor will conduct periodic inspections of project sites to insure that working conditions and employee facilities do not indicate discriminatory treatment of project site personnel.
 - b. The contractor will periodically evaluate the spread of wages paid within each classification to determine any evidence of discriminatory wage practices.
 - c. The contractor will periodically review selected personnel actions in depth to determine whether there is evidence of discrimination. Where evidence is found, the contractor will promptly take corrective action. If the review indicates that the discrimination may extend beyond the actions reviewed, such corrective action shall include all affected persons.
 - d. The contractor will promptly investigate all complaints of alleged discrimination made to the contractor in connection with its obligations under this contract, will attempt to resolve such complaints, and will take appropriate corrective action within a reasonable time. If the investigation indicates that the discrimination may affect persons other than the complainant, such corrective action shall include such other persons. Upon completion of each investigation, the contractor will inform every complainant of all of their avenues of appeal.
 6. **Training and Promotion:**
 - a. The contractor will assist in locating, qualifying, and increasing the skills of minorities and women who are applicants for employment or current employees. Such efforts should be aimed at developing full journey level status employees in the type of trade or job classification involved.
 - b. Consistent with the contractor's work force requirements and as permissible under Federal and State regulations, the contractor shall make full use of training programs, i.e., apprenticeship, and on-the-job training programs for the geographical area of contract performance. In the event a special provision for training is provided under this contract, this subparagraph will be superseded as indicated in the special provision. The contracting agency may reserve training positions for persons who receive welfare assistance in accordance with 23 U.S.C. 140(a).
 - c. The contractor will advise employees and applicants for employment of available training programs and entrance requirements for each.
 - d. The contractor will periodically review the training and promotion potential of employees who are minorities and women and will encourage eligible employees to apply for such training and promotion.

7. **Unions:** If the contractor relies in whole or in part upon unions as a source of employees, the contractor will use good faith efforts to obtain the cooperation of such unions to increase opportunities for minorities and women. Actions by the contractor, either directly or through a contractor's association acting as agent, will include the procedures set forth below:
 - a. The contractor will use good faith efforts to develop, in cooperation with the unions, joint training programs aimed toward qualifying more minorities and women for membership in the unions and increasing the skills of minorities and women so that they may qualify for higher paying employment.
 - b. The contractor will use good faith efforts to incorporate an EEO clause into each union agreement to the end that such union will be contractually bound to refer applicants without regard to their race, color, religion, sex, national origin, age or disability.
 - c. The contractor is to obtain information as to the referral practices and policies of the labor union except that to the extent such information is within the exclusive possession of the labor union and such labor union refuses to furnish such information to the contractor, the contractor shall so certify to the contracting agency and shall set forth what efforts have been made to obtain such information.
 - d. In the event the union is unable to provide the contractor with a reasonable flow of referrals within the time limit set forth in the collective bargaining agreement, the contractor will, through independent recruitment efforts, fill the employment vacancies without regard to race, color, religion, sex, national origin, age or disability; making full efforts to obtain qualified and/or qualifiable minorities and women. The failure of a union to provide sufficient referrals (even though it is obligated to provide exclusive referrals under the terms of a collective bargaining agreement) does not relieve the contractor from the requirements of this paragraph. In the event the union referral practice prevents the contractor from meeting the obligations pursuant to Executive Order 11246, as amended, and these special provisions, such contractor shall immediately notify the contracting agency.
8. **Reasonable Accommodation for Applicants / Employees with Disabilities:** The contractor must be familiar with the requirements for and comply with the Americans with Disabilities Act and all rules and regulations established there under. Employers must provide reasonable accommodation in all employment activities unless to do so would cause an undue hardship.
9. **Selection of Subcontractors, Procurement of Materials and Leasing of Equipment:** The contractor shall not discriminate on the grounds of race, color, religion, sex, national origin, age or disability in the selection and retention of subcontractors, including procurement of materials and leases of equipment. The contractor shall take all necessary and reasonable steps to ensure nondiscrimination in the administration of this contract.
 - a. The contractor shall notify all potential subcontractors and suppliers and lessors of their EEO obligations under this contract.
 - b. The contractor will use good faith efforts to ensure subcontractor compliance with their EEO obligations.
10. **Assurance Required by 49 CFR 26.13(b):**
 - a. The requirements of 49 CFR Part 26 and the State DOT's U.S. DOT-approved DBE program are incorporated by reference.
 - b. The contractor or subcontractor shall not discriminate on the basis of race, color, national origin, or sex in the performance of this contract. The contractor shall carry out applicable requirements of 49 CFR Part 26 in the award and administration of DOT-assisted contracts. Failure by the contractor to carry out these requirements is a material breach of this contract, which may result in the termination of this contract or such other remedy as the contracting agency deems appropriate.
11. **Records and Reports:** The contractor shall keep such records as necessary to document compliance with the EEO requirements. Such records shall be retained for a period of three years following the date of the final payment to the contractor for all contract work and shall be available at reasonable times and places for inspection by authorized representatives of the contracting agency and the FHWA.
 - a. The records kept by the contractor shall document the following:
 - (1) The number and work hours of minority and non-minority group members and women employed in each work classification on the project;
 - (2) The progress and efforts being made in cooperation with unions, when applicable, to increase employment opportunities for minorities and women; and
 - (3) The progress and efforts being made in locating, hiring, training, qualifying, and upgrading minorities and women;
 - b. The contractors and subcontractors will submit an annual report to the contracting agency each July for the duration of the project, indicating the number of minority, women, and non-minority group employees currently engaged in each work classification required by the contract work. This information is to be reported on Form FHWA-1391. The staffing data should represent the project work force on board in all or any part of the last payroll period preceding the end of July. If on-the-job training is being required by special provision, the contractor will be required to collect and report training data. The employment data should reflect the work force on board during all or any part of the last payroll period preceding the end of July.

III. NONSEGREGATED FACILITIES

This provision is applicable to all Federal-aid construction contracts and to all related construction subcontracts of \$10,000 or more.

The contractor must ensure that facilities provided for employees are provided in such a manner that segregation on the basis of race, color, religion, sex, or national origin cannot result. The contractor may neither require such segregated use by written or oral policies nor tolerate such use by employee custom. The contractor's obligation extends further to ensure that its employees are not assigned to perform their services at any location, under the contractor's control, where the facilities are segregated. The term "facilities" includes waiting rooms, work areas, restaurants and other eating areas, time clocks, restrooms, washrooms, locker rooms, and other storage or dressing areas, parking lots, drinking fountains, recreation or entertainment areas, transportation, and housing provided for employees. The contractor shall provide separate or single-user restrooms and necessary dressing or sleeping areas to assure privacy between sexes.

IV. DAVIS-BACON AND RELATED ACT PROVISIONS

This section is applicable to all Federal-aid construction projects exceeding \$2,000 and to all related subcontracts and lower-tier subcontracts (regardless of subcontract size). The requirements apply to all projects located within the right-of-way of a roadway that is functionally classified as Federal-aid highway. This excludes roadways functionally classified as local roads or rural minor collectors, which are exempt. Contracting agencies may elect to apply these requirements to other projects.

The following provisions are from the U.S. Department of Labor regulations in 29 CFR 5.5 "Contract provisions and related matters" with minor revisions to conform to the FHWA-1273 format and FHWA program requirements.

1. Minimum wages

- a. All laborers and mechanics employed or working upon the site of the work, will be paid unconditionally and not less often than once a week, and without subsequent deduction or rebate on any account (except such payroll deductions as are permitted by regulations issued by the

Secretary of Labor under the Copeland Act (29 CFR part 3)), the full amount of wages and bona fide fringe benefits (or cash equivalents thereof) due at time of payment computed at rates not less than those contained in the wage determination of the Secretary of Labor which is attached hereto and made a part hereof, regardless of any contractual relationship which may be alleged to exist between the contractor and such laborers and mechanics.

Contributions made or costs reasonably anticipated for bona fide fringe benefits under section 1(b)(2) of the Davis-Bacon Act on behalf of laborers or mechanics are considered wages paid to such laborers or mechanics, subject to the provisions of paragraph 1.d. of this section; also, regular contributions made or costs incurred for more than a weekly period (but not less often than quarterly) under plans, funds, or programs which cover the particular weekly period, are deemed to be constructively made or incurred during such weekly period. Such laborers and mechanics shall be paid the appropriate wage rate and fringe benefits on the wage determination for the classification of work actually performed, without regard to skill, except as provided in 29 CFR 5.5(a)(4). Laborers or mechanics performing work in more than one classification may be compensated at the rate specified for each classification for the time actually worked therein: Provided, That the employer's payroll records accurately set forth the time spent in each classification in which work is performed. The wage determination (including any additional classification and wage rates conformed under paragraph 1.b. of this section) and the Davis-Bacon poster (WH-1321) shall be posted at all times by the contractor and its subcontractors at the site of the work in a prominent and accessible place where it can be easily seen by the workers.

- b. (1) The contracting officer shall require that any class of laborers or mechanics, including helpers, which is not listed in the wage determination and which is to be employed under the contract shall be classified in conformance with the wage determination. The contracting officer shall approve an additional classification and wage rate and fringe benefits therefore only when the following criteria have been met:
 - (i) The work to be performed by the classification requested is not performed by a classification in the wage determination; and
 - (ii) The classification is utilized in the area by the construction industry; and
 - (iii) The proposed wage rate, including any bona fide fringe benefits, bears a reasonable relationship to the wage rates contained in the wage determination.
 - (2) If the contractor and the laborers and mechanics to be employed in the classification (if known), or their representatives, and the contracting officer agree on the classification and wage rate (including the amount designated for fringe benefits where appropriate), a report of the action taken shall be sent by the contracting officer to the Administrator of the Wage and Hour Division, Employment Standards Administration, U.S. Department of Labor, Washington, DC 20210. The Administrator, or an authorized representative, will approve, modify, or disapprove every additional classification action within 30 days of receipt and so advise the contracting officer or will notify the contracting officer within the 30-day period that additional time is necessary.
 - (3) In the event the contractor, the laborers or mechanics to be employed in the classification or their representatives, and the contracting officer do not agree on the proposed classification and wage rate (including the amount designated for fringe benefits, where appropriate), the contracting officer shall refer the questions, including the views of all interested parties and the recommendation of the contracting officer, to the Wage and Hour Administrator for determination. The Wage and Hour Administrator, or an authorized representative, will issue a determination within 30 days of receipt and so advise the contracting officer or will notify the contracting officer within the 30-day period that additional time is necessary.
 - (4) The wage rate (including fringe benefits where appropriate) determined pursuant to paragraphs 1.b.(2) or 1.b.(3) of this section, shall be paid to all workers performing work in the classification under this contract from the first day on which work is performed in the classification.
- c. Whenever the minimum wage rate prescribed in the contract for a class of laborers or mechanics includes a fringe benefit which is not expressed as an hourly rate, the contractor shall either pay the benefit as stated in the wage determination or shall pay another bona fide fringe benefit or an hourly cash equivalent thereof.
 - d. If the contractor does not make payments to a trustee or other third person, the contractor may consider as part of the wages of any laborer or mechanic the amount of any costs reasonably anticipated in providing bona fide fringe benefits under a plan or program, Provided, That the Secretary of Labor has found, upon the written request of the contractor, that the applicable standards of the Davis-Bacon Act have been met. The Secretary of Labor may require the contractor to set aside in a separate account assets for the meeting of obligations under the plan or program.
2. **Withholding.** The contracting agency shall upon its own action or upon written request of an authorized representative of the Department of Labor, withhold or cause to be withheld from the contractor under this contract, or any other Federal contract with the same prime contractor, or any other federally-assisted contract subject to Davis-Bacon prevailing wage requirements, which is held by the same prime contractor, so much of the accrued payments or advances as may be considered necessary to pay laborers and mechanics, including apprentices, trainees, and helpers, employed by the contractor or any subcontractor the full amount of wages required by the contract. In the event of failure to pay any laborer or mechanic, including any apprentice, trainee, or helper, employed or working on the site of the work, all or part of the wages required by the contract, the contracting agency may, after written notice to the contractor, take such action as may be necessary to cause the suspension of any further payment, advance, or guarantee of funds until such violations have ceased.
 3. **Payrolls and basic records**
 - a. Payrolls and basic records relating thereto shall be maintained by the contractor during the course of the work and preserved for a period of three years thereafter for all laborers and mechanics working at the site of the work. Such records shall contain the name, address, and social security number of each such worker, his or her correct classification, hourly rates of wages paid (including rates of contributions or costs anticipated for bona fide fringe benefits or cash equivalents thereof of the types described in section 1(b)(2)(B) of the Davis-Bacon Act), daily and weekly number of hours worked, deductions made and actual wages paid. Whenever the Secretary of Labor has found under 29 CFR 5.5(a)(1)(iv) that the wages of any laborer or mechanic include the amount of any costs reasonably anticipated in providing benefits under a plan or program described in section 1(b)(2)(B) of the Davis-Bacon Act, the contractor shall maintain records which show that the commitment to provide such benefits is enforceable, that the plan or program is financially responsible, and that the plan or program has been communicated in writing to the laborers or mechanics affected, and records which show the costs anticipated or the actual cost incurred in providing such benefits. Contractors employing apprentices or trainees under approved programs shall maintain written evidence of the registration of apprenticeship programs and certification of trainee programs, the registration of the apprentices and trainees, and the ratios and wage rates prescribed in the applicable programs.
 - b. (1) The contractor shall submit weekly for each week in which any contract work is performed a copy of all payrolls to the contracting agency. The payrolls submitted shall set out accurately and completely all of the information required to be maintained under 29 CFR 5.5(a)(3)(i), except that full social security numbers and home addresses shall not be included on weekly transmittals. Instead the

payrolls shall only need to include an individually identifying number for each employee (e.g. , the last four digits of the employee's social security number). The required weekly payroll information may be submitted in any form desired. Optional Form WH-347 is available for this purpose from the Wage and Hour Division Web site at <http://www.dol.gov/esa/whd/forms/wh347instr.htm> or its successor site. The prime contractor is responsible for the submission of copies of payrolls by all subcontractors. Contractors and subcontractors shall maintain the full social security number and current address of each covered worker, and shall provide them upon request to the contracting agency for transmission to the State DOT, the FHWA or the Wage and Hour Division of the Department of Labor for purposes of an investigation or audit of compliance with prevailing wage requirements. It is not a violation of this section for a prime contractor to require a subcontractor to provide addresses and social security numbers to the prime contractor for its own records, without weekly submission to the contracting agency.

- (2) Each payroll submitted shall be accompanied by a "Statement of Compliance," signed by the contractor or subcontractor or his or her agent who pays or supervises the payment of the persons employed under the contract and shall certify the following:
 - (i) That the payroll for the payroll period contains the information required to be provided under §5.5 (a)(3)(ii) of Regulations, 29 CFR part 5, the appropriate information is being maintained under §5.5 (a)(3)(i) of Regulations, 29 CFR part 5, and that such information is correct and complete;
 - (ii) That each laborer or mechanic (including each helper, apprentice, and trainee) employed on the contract during the payroll period has been paid the full weekly wages earned, without rebate, either directly or indirectly, and that no deductions have been made either directly or indirectly from the full wages earned, other than permissible deductions as set forth in Regulations, 29 CFR part 3;
 - (iii) That each laborer or mechanic has been paid not less than the applicable wage rates and fringe benefits or cash equivalents for the classification of work performed, as specified in the applicable wage determination incorporated into the contract.
 - (3) The weekly submission of a properly executed certification set forth on the reverse side of Optional Form WH-347 shall satisfy the requirement for submission of the "Statement of Compliance" required by paragraph 3.b.(2) of this section.
 - (4) The falsification of any of the above certifications may subject the contractor or subcontractor to civil or criminal prosecution under section 1001 of title 18 and section 231 of title 31 of the United States Code.
- c. The contractor or subcontractor shall make the records required under paragraph 3.a. of this section available for inspection, copying, or transcription by authorized representatives of the contracting agency, the State DOT, the FHWA, or the Department of Labor, and shall permit such representatives to interview employees during working hours on the job. If the contractor or subcontractor fails to submit the required records or to make them available, the FHWA may, after written notice to the contractor, the contracting agency or the State DOT, take such action as may be necessary to cause the suspension of any further payment, advance, or guarantee of funds. Furthermore, failure to submit the required records upon request or to make such records available may be grounds for debarment action pursuant to 29 CFR 5.12.
- 4. Apprentices and trainees**

- a. Apprentices (programs of the USDOL). Apprentices will be permitted to work at less than the predetermined rate for the work they performed when they are employed pursuant to and individually registered in a bona fide apprenticeship program registered with the U.S. Department of Labor, Employment and Training Administration, Office of Apprenticeship Training, Employer and Labor Services, or with a State Apprenticeship Agency recognized by the Office, or if a person is employed in his or her first 90 days of probationary employment as an apprentice in such an apprenticeship program, who is not individually registered in the program, but who has been certified by the Office of Apprenticeship Training, Employer and Labor Services or a State Apprenticeship Agency (where appropriate) to be eligible for probationary employment as an apprentice.

The allowable ratio of apprentices to journeymen on the job site in any craft classification shall not be greater than the ratio permitted to the contractor as to the entire work force under the registered program. Any worker listed on a payroll at an apprentice wage rate, who is not registered or otherwise employed as stated above, shall be paid not less than the applicable wage rate on the wage determination for the classification of work actually performed. In addition, any apprentice performing work on the job site in excess of the ratio permitted under the registered program shall be paid not less than the applicable wage rate on the wage determination for the work actually performed. Where a contractor is performing construction on a project in a locality other than that in which its program is registered, the ratios and wage rates (expressed in percentages of the journeyman's hourly rate) specified in the contractor's or subcontractor's registered program shall be observed.

Every apprentice must be paid at not less than the rate specified in the registered program for the apprentice's level of progress, expressed as a percentage of the journeymen hourly rate specified in the applicable wage determination. Apprentices shall be paid fringe benefits in accordance with the provisions of the apprenticeship program. If the apprenticeship program does not specify fringe benefits, apprentices must be paid the full amount of fringe benefits listed on the wage determination for the applicable classification. If the Administrator determines that a different practice prevails for the applicable apprentice classification, fringes shall be paid in accordance with that determination.

In the event the Office of Apprenticeship Training, Employer and Labor Services, or a State Apprenticeship Agency recognized by the Office, withdraws approval of an apprenticeship program, the contractor will no longer be permitted to utilize apprentices at less than the applicable predetermined rate for the work performed until an acceptable program is approved.

- b. Trainees (programs of the USDOL). Except as provided in 29 CFR 5.16, trainees will not be permitted to work at less than the predetermined rate for the work performed unless they are employed pursuant to and individually registered in a program which has received prior approval, evidenced by formal certification by the U.S. Department of Labor, Employment and Training Administration.

The ratio of trainees to journeymen on the job site shall not be greater than permitted under the plan approved by the Employment and Training Administration.

Every trainee must be paid at not less than the rate specified in the approved program for the trainee's level of progress, expressed as a percentage of the journeyman hourly rate specified in the applicable wage determination. Trainees shall be paid fringe benefits in accordance with the provisions of the trainee program. If the trainee program does not mention fringe benefits, trainees shall be paid the full amount of fringe benefits listed on the wage determination unless the Administrator of the Wage and Hour Division determines that there is an apprenticeship program associated with the corresponding journeyman wage rate on the wage determination which provides for less than full fringe benefits for apprentices. Any employee listed on the payroll at a trainee rate who is not registered and participating in a training plan approved by the Employment and Training Administration shall be paid not less than the applicable wage rate on the wage determination for the classification of work actually performed. In addition, any trainee performing work on the job site in excess of the ratio permitted under the registered program shall be paid not less than the applicable wage rate on the wage determination for the work actually performed.

- In the event the Employment and Training Administration withdraws approval of a training program, the contractor will no longer be permitted to utilize trainees at less than the applicable predetermined rate for the work performed until an acceptable program is approved.
- c. Equal employment opportunity. The utilization of apprentices, trainees and journeymen under this part shall be in conformity with the equal employment opportunity requirements of Executive Order 11246, as amended, and 29 CFR part 30.
 - d. Apprentices and Trainees (programs of the U.S. DOT). Apprentices and trainees working under apprenticeship and skill training programs which have been certified by the Secretary of Transportation as promoting EEO in connection with Federal-aid highway construction programs are not subject to the requirements of paragraph 4 of this Section IV. The straight time hourly wage rates for apprentices and trainees under such programs will be established by the particular programs. The ratio of apprentices and trainees to journeymen shall not be greater than permitted by the terms of the particular program.
5. **Compliance with Copeland Act requirements.** The contractor shall comply with the requirements of 29 CFR part 3, which are incorporated by reference in this contract.
 6. **Subcontracts.** The contractor or subcontractor shall insert Form FHWA-1273 in any subcontracts and also require the subcontractors to include Form FHWA-1273 in any lower tier subcontracts. The prime contractor shall be responsible for the compliance by any subcontractor or lower tier subcontractor with all the contract clauses in 29 CFR 5.5.
 7. **Contract termination:** debarment. A breach of the contract clauses in 29 CFR 5.5 may be grounds for termination of the contract, and for debarment as a contractor and a subcontractor as provided in 29 CFR 5.12.
 8. **Compliance with Davis-Bacon and Related Act requirements.** All rulings and interpretations of the Davis-Bacon and Related Acts contained in 29 CFR parts 1, 3, and 5 are herein incorporated by reference in this contract.
 9. **Disputes concerning labor standards.** Disputes arising out of the labor standards provisions of this contract shall not be subject to the general disputes clause of this contract. Such disputes shall be resolved in accordance with the procedures of the Department of Labor set forth in 29 CFR parts 5, 6, and 7. Disputes within the meaning of this clause include disputes between the contractor (or any of its subcontractors) and the contracting agency, the U.S. Department of Labor, or the employees or their representatives.
 10. **Certification of eligibility.**
 - a. By entering into this contract, the contractor certifies that neither it (nor he or she) nor any person or firm who has an interest in the contractor's firm is a person or firm ineligible to be awarded Government contracts by virtue of section 3(a) of the Davis-Bacon Act or 29 CFR 5.12(a)(1).
 - b. No part of this contract shall be subcontracted to any person or firm ineligible for award of a Government contract by virtue of section 3(a) of the Davis-Bacon Act or 29 CFR 5.12(a)(1).
 - c. The penalty for making false statements is prescribed in the U.S. Criminal Code, 18 U.S.C. 1001.

V. CONTRACT WORK HOURS AND SAFETY STANDARDS ACT

The following clauses apply to any Federal-aid construction contract in an amount in excess of \$100,000 and subject to the overtime provisions of the Contract Work Hours and Safety Standards Act. These clauses shall be inserted in addition to the clauses required by 29 CFR 5.5(a) or 29 CFR 4.6. As used in this paragraph, the terms laborers and mechanics include watchmen and guards.

1. **Overtime requirements.** No contractor or subcontractor contracting for any part of the contract work which may require or involve the employment of laborers or mechanics shall require or permit any such laborer or mechanic in any workweek in which he or she is employed on such work to work in excess of forty hours in such workweek unless such laborer or mechanic receives compensation at a rate not less than one and one-half times the basic rate of pay for all hours worked in excess of forty hours in such workweek.
2. **Violation; liability for unpaid wages; liquidated damages.** In the event of any violation of the clause set forth in paragraph (1.) of this section, the contractor and any subcontractor responsible therefor shall be liable for the unpaid wages. In addition, such contractor and subcontractor shall be liable to the United States (in the case of work done under contract for the District of Columbia or a territory, to such District or to such territory), for liquidated damages. Such liquidated damages shall be computed with respect to each individual laborer or mechanic, including watchmen and guards, employed in violation of the clause set forth in paragraph (1.) of this section, in the sum of \$10 for each calendar day on which such individual was required or permitted to work in excess of the standard workweek of forty hours without payment of the overtime wages required by the clause set forth in paragraph (1.) of this section.
3. **Withholding for unpaid wages and liquidated damages.** The FHWA or the contracting agency shall upon its own action or upon written request of an authorized representative of the Department of Labor withhold or cause to be withheld, from any moneys payable on account of work performed by the contractor or subcontractor under any such contract or any other Federal contract with the same prime contractor, or any other federally-assisted contract subject to the Contract Work Hours and Safety Standards Act, which is held by the same prime contractor, such sums as may be determined to be necessary to satisfy any liabilities of such contractor or subcontractor for unpaid wages and liquidated damages as provided in the clause set forth in paragraph (2.) of this section.
4. **Subcontracts.** The contractor or subcontractor shall insert in any subcontracts the clauses set forth in paragraph (1.) through (4.) of this section and also a clause requiring the subcontractors to include these clauses in any lower tier subcontracts. The prime contractor shall be responsible for compliance by any subcontractor or lower tier subcontractor with the clauses set forth in paragraphs (1.) through (4.) of this section.

VI. SUBLETTING OR ASSIGNING THE CONTRACT

This provision is applicable to all Federal-aid construction contracts on the National Highway System.

1. The contractor shall perform with its own organization contract work amounting to not less than 30 percent (or a greater percentage if specified elsewhere in the contract) of the total original contract price, excluding any specialty items designated by the contracting agency. Specialty items may be performed by subcontract and the amount of any such specialty items performed may be deducted from the total original contract price before computing the amount of work required to be performed by the contractor's own organization (23 CFR 635.116).
 - a. The term "perform work with its own organization" refers to workers employed or leased by the prime contractor, and equipment owned or rented by the prime contractor, with or without operators. Such term does not include employees or equipment of a subcontractor or lower tier subcontractor, agents of the prime contractor, or any other assignees. The term may include payments for the costs of hiring leased employees

from an employee leasing firm meeting all relevant Federal and State regulatory requirements. Leased employees may only be included in this term if the prime contractor meets all of the following conditions:

- (1) the prime contractor maintains control over the supervision of the day-to-day activities of the leased employees;
 - (2) the prime contractor remains responsible for the quality of the work of the leased employees;
 - (3) the prime contractor retains all power to accept or exclude individual employees from work on the project; and
 - (4) the prime contractor remains ultimately responsible for the payment of predetermined minimum wages, the submission of payrolls, statements of compliance and all other Federal regulatory requirements.
- b. "Specialty Items" shall be construed to be limited to work that requires highly specialized knowledge, abilities, or equipment not ordinarily available in the type of contracting organizations qualified and expected to bid or propose on the contract as a whole and in general are to be limited to minor components of the overall contract.
2. The contract amount upon which the requirements set forth in paragraph (1) of Section VI is computed includes the cost of material and manufactured products which are to be purchased or produced by the contractor under the contract provisions.
 3. The contractor shall furnish (a) a competent superintendent or supervisor who is employed by the firm, has full authority to direct performance of the work in accordance with the contract requirements, and is in charge of all construction operations (regardless of who performs the work) and (b) such other of its own organizational resources (supervision, management, and engineering services) as the contracting officer determines is necessary to assure the performance of the contract.
 4. No portion of the contract shall be sublet, assigned or otherwise disposed of except with the written consent of the contracting officer, or authorized representative, and such consent when given shall not be construed to relieve the contractor of any responsibility for the fulfillment of the contract. Written consent will be given only after the contracting agency has assured that each subcontract is evidenced in writing and that it contains all pertinent provisions and requirements of the prime contract.
 5. The 30% self-performance requirement of paragraph (1) is not applicable to design-build contracts; however, contracting agencies may establish their own self-performance requirements.

VII. SAFETY: ACCIDENT PREVENTION

This provision is applicable to all Federal-aid construction contracts and to all related subcontracts.

1. In the performance of this contract the contractor shall comply with all applicable Federal, State, and local laws governing safety, health, and sanitation (23 CFR 635). The contractor shall provide all safeguards, safety devices and protective equipment and take any other needed actions as it determines, or as the contracting officer may determine, to be reasonably necessary to protect the life and health of employees on the job and the safety of the public and to protect property in connection with the performance of the work covered by the contract.
2. It is a condition of this contract, and shall be made a condition of each subcontract, which the contractor enters into pursuant to this contract, that the contractor and any subcontractor shall not permit any employee, in performance of the contract, to work in surroundings or under conditions which are unsanitary, hazardous or dangerous to his/her health or safety, as determined under construction safety and health standards (29 CFR 1926) promulgated by the Secretary of Labor, in accordance with Section 107 of the Contract Work Hours and Safety Standards Act (40 U.S.C. 3704).
3. Pursuant to 29 CFR 1926.3, it is a condition of this contract that the Secretary of Labor or authorized representative thereof, shall have right of entry to any site of contract performance to inspect or investigate the matter of compliance with the construction safety and health standards and to carry out the duties of the Secretary under Section 107 of the Contract Work Hours and Safety Standards Act (40 U.S.C.3704).

VIII. FALSE STATEMENTS CONCERNING HIGHWAY PROJECTS

This provision is applicable to all Federal-aid construction contracts and to all related subcontracts.

In order to assure high quality and durable construction in conformity with approved plans and specifications and a high degree of reliability on statements and representations made by engineers, contractors, suppliers, and workers on Federal-aid highway projects, it is essential that all persons concerned with the project perform their functions as carefully, thoroughly, and honestly as possible. Willful falsification, distortion, or misrepresentation with respect to any facts related to the project is a violation of Federal law. To prevent any misunderstanding regarding the seriousness of these and similar acts, Form FHWA-1022 shall be posted on each Federal-aid highway project (23 CFR 635) in one or more places where it is readily available to all persons concerned with the project:

18 U.S.C. 1020 reads as follows:

"Whoever, being an officer, agent, or employee of the United States, or of any State or Territory, or whoever, whether a person, association, firm, or corporation, knowingly makes any false statement, false representation, or false report as to the character, quality, quantity, or cost of the material used or to be used, or the quantity or quality of the work performed or to be performed, or the cost thereof in connection with the submission of plans, maps, specifications, contracts, or costs of construction on any highway or related project submitted for approval to the Secretary of Transportation; or

Whoever knowingly makes any false statement, false representation, false report or false claim with respect to the character, quality, quantity, or cost of any work performed or to be performed, or materials furnished or to be furnished, in connection with the construction of any highway or related project approved by the Secretary of Transportation; or

Whoever knowingly makes any false statement or false representation as to material fact in any statement, certificate, or report submitted pursuant to provisions of the Federal-aid Roads Act approved July 1, 1916, (39 Stat. 355), as amended and supplemented;

Shall be fined under this title or imprisoned not more than 5 years or both."

IX. IMPLEMENTATION OF CLEAN AIR ACT AND FEDERAL WATER POLLUTION CONTROL ACT

This provision is applicable to all Federal-aid construction contracts and to all related subcontracts.

By submission of this bid/proposal or the execution of this contract, or subcontract, as appropriate, the bidder, proposer, Federal-aid construction contractor, or subcontractor, as appropriate, will be deemed to have stipulated as follows:

1. That any person who is or will be utilized in the performance of this contract is not prohibited from receiving an award due to a violation of Section 508 of the Clean Water Act or Section 306 of the Clean Air Act.
2. That the contractor agrees to include or cause to be included the requirements of paragraph (1) of this Section X in every subcontract, and further agrees to take such action as the contracting agency may direct as a means of enforcing such requirements.

X. CERTIFICATION REGARDING DEBARMENT, SUSPENSION, INELIGIBILITY AND VOLUNTARY EXCLUSION

This provision is applicable to all Federal-aid construction contracts, design-build contracts, subcontracts, lower-tier subcontracts, purchase orders, lease agreements, consultant contracts or any other covered transaction requiring FHWA approval or that is estimated to cost \$25,000 or more – as defined in 2 CFR Parts 180 and 1200.

1. Instructions for Certification – First Tier Participants:

- a. By signing and submitting this proposal, the prospective first tier participant is providing the certification set out below.
- b. The inability of a person to provide the certification set out below will not necessarily result in denial of participation in this covered transaction. The prospective first tier participant shall submit an explanation of why it cannot provide the certification set out below. The certification or explanation will be considered in connection with the department or agency's determination whether to enter into this transaction. However, failure of the prospective first tier participant to furnish a certification or an explanation shall disqualify such a person from participation in this transaction.
- c. The certification in this clause is a material representation of fact upon which reliance was placed when the contracting agency determined to enter into this transaction. If it is later determined that the prospective participant knowingly rendered an erroneous certification, in addition to other remedies available to the Federal Government, the contracting agency may terminate this transaction for cause of default.
- d. The prospective first tier participant shall provide immediate written notice to the contracting agency to whom this proposal is submitted if any time the prospective first tier participant learns that its certification was erroneous when submitted or has become erroneous by reason of changed circumstances.
- e. The terms "covered transaction," "debarred," "suspended," "ineligible," "participant," "person," "principal," and "voluntarily excluded," as used in this clause, are defined in 2 CFR Parts 180 and 1200. "First Tier Covered Transactions" refers to any covered transaction between a grantee or subgrantee of Federal funds and a participant (such as the prime or general contract). "Lower Tier Covered Transactions" refers to any covered transaction under a First Tier Covered Transaction (such as subcontracts). "First Tier Participant" refers to the participant who has entered into a covered transaction with a grantee or subgrantee of Federal funds (such as the prime or general contractor). "Lower Tier Participant" refers any participant who has entered into a covered transaction with a First Tier Participant or other Lower Tier Participants (such as subcontractors and suppliers).
- f. The prospective first tier participant agrees by submitting this proposal that, should the proposed covered transaction be entered into, it shall not knowingly enter into any lower tier covered transaction with a person who is debarred, suspended, declared ineligible, or voluntarily excluded from participation in this covered transaction, unless authorized by the department or agency entering into this transaction.
- g. The prospective first tier participant further agrees by submitting this proposal that it will include the clause titled "Certification Regarding Debarment, Suspension, Ineligibility and Voluntary Exclusion-Lower Tier Covered Transactions," provided by the department or contracting agency, entering into this covered transaction, without modification, in all lower tier covered transactions and in all solicitations for lower tier covered transactions exceeding the \$25,000 threshold.
- h. A participant in a covered transaction may rely upon a certification of a prospective participant in a lower tier covered transaction that is not debarred, suspended, ineligible, or voluntarily excluded from the covered transaction, unless it knows that the certification is erroneous. A participant is responsible for ensuring that its principals are not suspended, debarred, or otherwise ineligible to participate in covered transactions. To verify the eligibility of its principals, as well as the eligibility of any lower tier prospective participants, each participant may, but is not required to, check the Excluded Parties List System website (<https://www.epls.gov/>), which is compiled by the General Services Administration.
- i. Nothing contained in the foregoing shall be construed to require the establishment of a system of records in order to render in good faith the certification required by this clause. The knowledge and information of the prospective participant is not required to exceed that which is normally possessed by a prudent person in the ordinary course of business dealings.
- j. Except for transactions authorized under paragraph (f) of these instructions, if a participant in a covered transaction knowingly enters into a lower tier covered transaction with a person who is suspended, debarred, ineligible, or voluntarily excluded from participation in this transaction, in addition to other remedies available to the Federal Government, the department or agency may terminate this transaction for cause or default.

* * * * *

2. Certification Regarding Debarment, Suspension, Ineligibility and Voluntary Exclusion – First Tier Participants:

- a. The prospective first tier participant certifies to the best of its knowledge and belief, that it and its principals:
 - (1) Are not presently debarred, suspended, proposed for debarment, declared ineligible, or voluntarily excluded from participating in covered transactions by any Federal department or agency;
 - (2) Have not within a three-year period preceding this proposal been convicted of or had a civil judgment rendered against them for commission of fraud or a criminal offense in connection with obtaining, attempting to obtain, or performing a public (Federal, State or local) transaction or contract under a public transaction; violation of Federal or State antitrust statutes or commission of embezzlement, theft, forgery, bribery, falsification or destruction of records, making false statements, or receiving stolen property;
 - (3) Are not presently indicted for or otherwise criminally or civilly charged by a governmental entity (Federal, State or local) with commission of any of the offenses enumerated in paragraph (a)(2) of this certification; and
 - (4) Have not within a three-year period preceding this application/proposal had one or more public transactions (Federal, State or local) terminated for cause or default.
- b. Where the prospective participant is unable to certify to any of the statements in this certification, such prospective participant shall attach an explanation to this proposal.

2. Instructions for Certification - Lower Tier Participants:

(Applicable to all subcontracts, purchase orders and other lower tier transactions requiring prior FHWA approval or estimated to cost \$25,000 or more - 2 CFR Parts 180 and 1200)

- a. By signing and submitting this proposal, the prospective lower tier is providing the certification set out below.
- b. The certification in this clause is a material representation of fact upon which reliance was placed when this transaction was entered into. If it is later determined that the prospective lower tier participant knowingly rendered an erroneous certification, in addition to other remedies available to the Federal Government, the department, or agency with which this transaction originated may pursue available remedies, including suspension and/or debarment.

- c. The prospective lower tier participant shall provide immediate written notice to the person to which this proposal is submitted if at any time the prospective lower tier participant learns that its certification was erroneous by reason of changed circumstances.
- d. The terms "covered transaction," "debarred," "suspended," "ineligible," "participant," "person," "principal," and "voluntarily excluded," as used in this clause, are defined in 2 CFR Parts 180 and 1200. You may contact the person to which this proposal is submitted for assistance in obtaining a copy of those regulations. "First Tier Covered Transactions" refers to any covered transaction between a grantee or subgrantee of Federal funds and a participant (such as the prime or general contract). "Lower Tier Covered Transactions" refers to any covered transaction under a First Tier Covered Transaction (such as subcontracts). "First Tier Participant" refers to the participant who has entered into a covered transaction with a grantee or subgrantee of Federal funds (such as the prime or general contractor). "Lower Tier Participant" refers any participant who has entered into a covered transaction with a First Tier Participant or other Lower Tier Participants (such as subcontractors and suppliers).
- e. The prospective lower tier participant agrees by submitting this proposal that, should the proposed covered transaction be entered into, it shall not knowingly enter into any lower tier covered transaction with a person who is debarred, suspended, declared ineligible, or voluntarily excluded from participation in this covered transaction, unless authorized by the department or agency with which this transaction originated.
- f. The prospective lower tier participant further agrees by submitting this proposal that it will include this clause titled "Certification Regarding Debarment, Suspension, Ineligibility and Voluntary Exclusion-Lower Tier Covered Transaction," without modification, in all lower tier covered transactions and in all solicitations for lower tier covered transactions exceeding the \$25,000 threshold.
- g. A participant in a covered transaction may rely upon a certification of a prospective participant in a lower tier covered transaction that is not debarred, suspended, ineligible, or voluntarily excluded from the covered transaction, unless it knows that the certification is erroneous. A participant is responsible for ensuring that its principals are not suspended, debarred, or otherwise ineligible to participate in covered transactions. To verify the eligibility of its principals, as well as the eligibility of any lower tier prospective participants, each participant may, but is not required to, check the Excluded Parties List System website (<https://www.epls.gov/>), which is compiled by the General Services Administration.
- h. Nothing contained in the foregoing shall be construed to require establishment of a system of records in order to render in good faith the certification required by this clause. The knowledge and information of participant is not required to exceed that which is normally possessed by a prudent person in the ordinary course of business dealings.
- i. Except for transactions authorized under paragraph e of these instructions, if a participant in a covered transaction knowingly enters into a lower tier covered transaction with a person who is suspended, debarred, ineligible, or voluntarily excluded from participation in this transaction, in addition to other remedies available to the Federal Government, the department or agency with which this transaction originated may pursue available remedies, including suspension and/or debarment.

* * * * *

Certification Regarding Debarment, Suspension, Ineligibility and Voluntary Exclusion--Lower Tier Participants:

- 1. The prospective lower tier participant certifies, by submission of this proposal, that neither it nor its principals is presently debarred, suspended, proposed for debarment, declared ineligible, or voluntarily excluded from participating in covered transactions by any Federal department or agency.
- 2. Where the prospective lower tier participant is unable to certify to any of the statements in this certification, such prospective participant shall attach an explanation to this proposal.

* * * * *

XI. CERTIFICATION REGARDING USE OF CONTRACT FUNDS FOR LOBBYING

This provision is applicable to all Federal-aid construction contracts and to all related subcontracts which exceed \$100,000 (49 CFR 20).

- 1. The prospective participant certifies, by signing and submitting this bid or proposal, to the best of his or her knowledge and belief, that:
 - a. No Federal appropriated funds have been paid or will be paid, by or on behalf of the undersigned, to any person for influencing or attempting to influence an officer or employee of any Federal agency, a Member of Congress, an officer or employee of Congress, or an employee of a Member of Congress in connection with the awarding of any Federal contract, the making of any Federal grant, the making of any Federal loan, the entering into of any cooperative agreement, and the extension, continuation, renewal, amendment, or modification of any Federal contract, grant, loan, or cooperative agreement.
 - b. If any funds other than Federal appropriated funds have been paid or will be paid to any person for influencing or attempting to influence an officer or employee of any Federal agency, a Member of Congress, an officer or employee of Congress, or an employee of a Member of Congress in connection with this Federal contract, grant, loan, or cooperative agreement, the undersigned shall complete and submit Standard Form-LLL, "Disclosure Form to Report Lobbying," in accordance with its instructions.
- 2. This certification is a material representation of fact upon which reliance was placed when this transaction was made or entered into. Submission of this certification is a prerequisite for making or entering into this transaction imposed by 31 U.S.C. 1352. Any person who fails to file the required certification shall be subject to a civil penalty of not less than \$10,000 and not more than \$100,000 for each such failure.
- 3. The prospective participant also agrees by submitting its bid or proposal that the participant shall require that the language of this certification be included in all lower tier subcontracts, which exceed \$100,000 and that all such recipients shall certify and disclose accordingly.

STANDARD SPECIAL PROVISION
ON-THE-JOB TRAINING

(10-16-07) (Rev. 5-21-13)

Z-10

Description

The North Carolina Department of Transportation will administer a custom version of the Federal On-the-Job Training (OJT) Program, commonly referred to as the Alternate OJT Program. All contractors (existing and newcomers) will be automatically placed in the Alternate Program. Standard OJT requirements typically associated with individual projects will no longer be applied at the project level. Instead, these requirements will be applicable on an annual basis for each contractor administered by the OJT Program Manager.

On the Job Training shall meet the requirements of 23 CFR 230.107 (b), 23 USC – Section 140, this provision and the On-the-Job Training Program Manual.

The Alternate OJT Program will allow a contractor to train employees on Federal, State and privately funded projects located in North Carolina. However, priority shall be given to training employees on NCDOT Federal-Aid funded projects.

Minorities and Women

Developing, training and upgrading of minorities and women toward journeyman level status is a primary objective of this special training provision. Accordingly, the Contractor shall make every effort to enroll minority and women as trainees to the extent that such persons are available within a reasonable area of recruitment. This training commitment is not intended, and shall not be used, to discriminate against any applicant for training, whether a member of a minority group or not.

Assigning Training Goals

The Department, through the OJT Program Manager, will assign training goals for a calendar year based on the contractors' past three years' activity and the contractors' anticipated upcoming year's activity with the Department. At the beginning of each year, all contractors eligible will be contacted by the Department to determine the number of trainees that will be assigned for the upcoming calendar year. At that time the Contractor shall enter into an agreement with the Department to provide a self-imposed on-the-job training program for the calendar year. This agreement will include a specific number of annual training goals agreed to by both parties. The number of training assignments may range from 1 to 15 per contractor per calendar year. The Contractor shall sign an agreement to fulfill their annual goal for the year. A sample agreement is available at www.ncbowd.com/section/on-the-job-training.

Training Classifications

The Contractor shall provide on-the-job training aimed at developing full journeyman level workers in the construction craft/operator positions. Preference shall be given to providing training in the following skilled work classifications:

Equipment Operators	Office Engineers
Truck Drivers	Estimators
Carpenters	Iron / Reinforcing Steel Workers
Concrete Finishers	Mechanics
Pipe Layers	Welders

The Department has established common training classifications and their respective training requirements that may be used by the contractors. However, the classifications established are not all-inclusive. Where the training is oriented toward construction applications, training will be allowed in lower-level management positions such as office engineers and estimators. Contractors shall submit new classifications for specific job functions that their employees are performing. The Department will review and recommend for acceptance to FHWA the new classifications proposed by contractors, if applicable. New classifications shall meet the following requirements:

Proposed training classifications are reasonable and realistic based on the job skill classification needs, and

The number of training hours specified in the training classification is consistent with common practices and provides enough time for the trainee to obtain journeyman level status.

The Contractor may allow trainees to be trained by a subcontractor provided that the Contractor retains primary responsibility for meeting the training and this provision is made applicable to the subcontract. However, only the Contractor will receive credit towards the annual goal for the trainee.

Where feasible, 25 percent of apprentices or trainees in each occupation shall be in their first year of apprenticeship or training. The number of trainees shall be distributed among the work classifications on the basis of the contractor's needs and the availability of journeymen in the various classifications within a reasonable area of recruitment.

No employee shall be employed as a trainee in any classification in which they have successfully completed a training course leading to journeyman level status or in which they have been employed as a journeyman.

Records and Reports

The Contractor shall maintain enrollment, monthly and completion reports documenting company compliance under these contract documents. These documents and any other information as requested shall be submitted to the OJT Program Manager.

Upon completion and graduation of the program, the Contractor shall provide each trainee with a certification Certificate showing the type and length of training satisfactorily completed.

Trainee Interviews

All trainees enrolled in the program will receive an initial and Trainee/Post graduate interview conducted by the OJT program staff.

Trainee Wages

Contractors shall compensate trainees on a graduating pay scale based upon a percentage of the prevailing minimum journeyman wages (Davis-Bacon Act). Minimum pay shall be as follows:

60 percent	of the journeyman wage for the first half of the training period
75 percent	of the journeyman wage for the third quarter of the training period
90 percent	of the journeyman wage for the last quarter of the training period

In no instance shall a trainee be paid less than the local minimum wage. The Contractor shall adhere to the minimum hourly wage rate that will satisfy both the NC Department of Labor (NCDOL) and the Department.

Achieving or Failing to Meet Training Goals

The Contractor will be credited for each trainee employed by him on the contract work who is currently enrolled or becomes enrolled in an approved program and who receives training for at least 50 percent of the specific program requirement. Trainees will be allowed to be transferred between projects if required by the Contractor's scheduled workload to meet training goals.

If a contractor fails to attain their training assignments for the calendar year, they may be taken off the NCDOT's Bidders List.

Measurement and Payment

No compensation will be made for providing required training in accordance with these contract documents.

STANDARD SPECIAL PROVISION
MINIMUM WAGES
GENERAL DECISION NC150100 01/23/2015 NC100

Z-100

Date: January 23, 2015

General Decision Number: NC150100 01/23/2015 NC100

Superseded General Decision Numbers: NC20140100

State: North Carolina

Construction Type: HIGHWAY

COUNTIES:

Alexander	Caldwell	Henderson
Buncombe	Catawba	Madison
Burke	Haywood	

HIGHWAY CONSTRUCTION PROJECTS (excluding tunnels, building structures in rest area projects & railroad construction; bascule, suspension & spandrel arch bridges designed for commercial navigation, bridges involving marine construction; and other major bridges).

Note: Executive Order (EO) 13658 establishes an hourly minimum wage of \$10.10 for 2015 that applies to all contracts subject to the Davis-Bacon Act for which the solicitation is issued on or after January 1, 2015. If this contract is covered by the EO, the contractor must pay all workers in any classification listed on this wage determination at least \$10.10 (or the applicable wage rate listed on this wage determination, if it is higher) for all hours spent performing on the contract. The EO minimum wage rate will be adjusted annually. Additional information on contractor requirements and worker protections under the EO is available at www.dol.gov/whd/govcontracts.

Modification Number

Publication Date

0

01/02/2015

1

01/23/2015

SUNC2014-002 11/13/2014

	Rates	Fringes
BLASTER	20.93	
CARPENTER	13.48	
CEMENT MASON/CONCRETE FINISHER	14.40	
ELECTRICIAN		
Electrician	18.79	2.62
Telecommunications Technician	14.67	1.67
IRONWORKER	12.48	
LABORER		
Asphalt Raker and Spreader	11.76	
Asphalt Screed/Jackman	15.38	.08
Carpenter Tender	10.50	
Cement Mason/Concrete Finisher Tender	11.04	
Common or General	11.90	
Guardrail/Fence Installer	13.09	
Pipelayer	12.87	

	Rates	Fringes
Traffic Signal/Lighting Installer	15.33	.22
PAINTER		
Bridge	20.67	
POWER EQUIPMENT OPERATORS		
Asphalt Broom Tractor	10.00	
Bulldozer Fine	16.28	
Bulldozer Rough	14.51	
Concrete Grinder/Groover	19.20	
Crane Boom Trucks	18.19	
Crane Other	18.69	
Crane Rough/All-Terrain	19.19	
Drill Operator Rock	15.00	
Drill Operator Structure	21.07	
Excavator Fine	16.02	
Excavator Rough	14.67	
Grader/Blade Fine	19.86	
Grader/Blade Rough	15.12	
Loader 2 Cubic Yards or Less	12.38	
Loader Greater Than 2 Cubic Yards	17.91	
Material Transfer Vehicle (Shuttle Buggy)	15.44	
Mechanic	17.86	
Milling Machine	15.08	
Off-Road Hauler/Water Tanker	11.95	
Oiler/Greaser	15.05	
Pavement Marking Equipment	11.99	
Paver Asphalt	17.84	.08
Paver Concrete	18.20	
Roller Asphalt Breakdown	15.00	.08
Roller Asphalt Finish	16.08	.07
Roller Other	12.51	.03
Scraper Finish	12.86	
Scraper Rough	13.83	
Slip Form Machine	20.38	
Tack Truck/Distributor Operator	14.81	.02
TRUCK DRIVER		
GVWR of 26,000 Lbs or Greater	13.65	
GVWR of 26,000 Lbs or Less	12.48	

Welders – Receive rate prescribed for craft performing operation to which welding is incidental.

Unlisted classifications needed for work not included within the scope of the classifications listed may be added after award only as provided in the labor standards contract clauses (29 CFR 5.5(a)(1)(ii)).

The body of each wage determination lists the classification and wage rates that have been found to be prevailing for the cited type(s) of construction in the area covered by the wage determination. The classifications are listed in alphabetical order of "identifiers" that indicate whether the particular rate is a union rate (current union negotiated rate for local), a survey rate (weighted average rate) or a union average rate (weighted union average rate).

Union Rate Identifiers

A four letter classification abbreviation identifier enclosed in dotted lines beginning with characters other than "SU" or "UAVG" denotes that the union classification and rate were prevailing for that classification in the survey. Example: PLUM0198-005 07/01/2014. PLUM is an abbreviation identifier of the union which prevailed in the survey for this classification, which in this example would be Plumbers. 0198 indicates the local union number or district council number where applicable, i.e., Plumbers Local 0198. The next number, 005 in the example, is an internal number used in processing the wage determination. 07/01/2014 is the effective date of the most current negotiated rate, which in this example is July 1, 2014.

Union prevailing wage rates are updated to reflect all rate changes in the collective bargaining agreement (CBA) governing this classification and rate.

Survey Rate Identifiers

Classifications listed under the "SU" identifier indicate that no one rate prevailed for this classification in the survey and the published rate is derived by computing a weighted average rate based on all the rates reported in the survey for that classification. As this weighted average rate includes all rates reported in the survey, it may include both union and non-union rates. Example: SULA2012-007 5/13/2014. SU indicates the rates are survey rates based on a weighted average calculation of rates and are not majority rates. LA indicates the State of Louisiana. 2012 is the year of survey on which these classifications and rates are based. The next number, 007 in the example, is an internal number used in producing the wage determination. 5/13/2014 indicates the survey completion date for the classifications and rates under that identifier.

Survey wage rates are not updated and remain in effect until a new survey is conducted.

Union Average Rate Identifiers

Classification(s) listed under the UAVG identifier indicate that no single majority rate prevailed for those classifications; however, 100% of the data reported for the classifications was union data. EXAMPLE: UAVG-OH-0010 08/29/2014. UAVG indicates that the rate is a weighted union average rate. OH indicates the state. The next number, 0010 in the example, is an internal number used in producing the wage determination. 08/29/2014 indicates the survey completion date for the classifications and rates under that identifier.

A UAVG rate will be updated once a year, usually in January of each year, to reflect a weighted average of the current negotiated/CBA rate of the union locals from which the rate is based.

WAGE DETERMINATION APPEALS PROCESS

1.) Has there been an initial decision in the matter? This can be:

- * an existing published wage determination
- * a survey underlying a wage determination
- * a Wage and Hour Division letter setting forth a position on a wage determination matter
- * a conformance (additional classification and rate) ruling

On survey related matters, initial contact, including requests for summaries of surveys, should be with the Wage and Hour Regional Office for the area in which the survey was conducted because those Regional Offices have responsibility for the Davis-Bacon survey program. If the response from this initial contact is not satisfactory, then the process described in 2.) and 3.) should be followed.

With regard to any other matter not yet ripe for the formal process described here, initial contact should be with the Branch of Construction Wage Determinations. Write to:

Branch of Construction Wage Determinations
Wage and Hour Division
U. S. Department of Labor
200 Constitution Avenue, N.W.
Washington, D.C. 20210

2.) If the answer to the question in 1.) is yes, then an interested party (those affected by the action) can request review and reconsideration from the Wage and Hour Administrator (See 29 CFR Part 1.8 and 29 CFR Part 7). Write to:

Wage and Hour Administrator
U.S. Department of Labor
200 Constitution Avenue, N.W.
Washington, D.C. 20210

The request should be accompanied by a full statement of the interested party's position and by any information (wage payment data, project description, area practice material, etc.) that the requestor considers relevant to the issue.

3.) If the decision of the Administrator is not favorable, an interested party may appeal directly to the Administrative Review Board (formerly the Wage Appeals Board). Write to:

Administrative Review Board
U.S. Department of Labor
200 Constitution Avenue, N.W.
Washington, D.C. 20210

4.) All decisions by the Administrative Review Board are final.

END OF GENERAL DECISION

PROJECT PERMITS

PROJECT SPECIAL PROVISION

(10-18-95) (COA Rev. 10.20.14)

Z-1a

PERMITS

The Contractor's attention is directed to the following permits, which have been applied for by the City of Asheville to the authority granting the permit. Copies of the permits will be furnished to the Contractor when received by the City.

PERMIT	AUTHORITY GRANTING THE PERMIT
Right of Way Certification	NC Dept. of Transportation
Categorical Exclusion	NC Dept. of Transportation
Special Use Permit	United States Dept. of the Interior National Park Service
Flood Plain Development Permit	City of Asheville

The Contractor shall comply with all applicable permit conditions during construction of this project. Those conditions marked by * are the responsibility of the City and the Contractor has no responsibility in accomplishing those conditions.

Agents of the permitting authority will periodically inspect the project for adherence to the permits.

The Contractor's attention is also directed to Articles 107-10 and 107-13 of the *2012 Standard Specifications* and the following:

Should the Contractor propose to utilize construction methods (such as temporary structures or fill in waters and/or wetlands for haul roads, work platforms, cofferdams, etc.) not specifically identified in the permit (individual, general, or nationwide) authorizing the project it shall be the Contractor's responsibility to coordinate with the Engineer to determine what, if any, additional permit action is required. The Contractor shall also be responsible for initiating the request for the authorization of such construction method by the permitting agency. The request shall be submitted through the Engineer. The Contractor shall not utilize the construction method until it is approved by the permitting agency. The request normally takes approximately 60 days to process; however, no extensions of time or additional compensation will be granted for delays resulting from the Contractor's request for approval of construction methods not specifically identified in the permit.

Where construction moratoriums are contained in a permit condition which restricts the Contractor's activities to certain times of the year, those moratoriums will apply only to the portions of the work taking place in the waters or wetlands provided that activities outside those areas is done in such a manner as to not affect the waters or wetlands.

RIGHT OF WAY FIELD CERTIFICATION

TIP No. U-5189
 WBS Element: 45250.3.1
 FA No. STPDA-0025(26)
 County: Buncombe
 Description: US 25 (Hendersonville Rd.) Sidewalk Improvements

In connection with the above-referenced project, I certify that there were: no persons displaced for this project or that all individuals and families have been relocated to DSS housing, or that comparable replacement housing has been made available to relocates in accordance with applicable Federal and State laws and regulations. The steps relative to relocation advisory assistance and payments as required by current FHWA directive(s) covering the administration of the Highway Relocation Assistance Program have been taken, or that they are not required. I further certify that one of the following has application:

- 1. All necessary right of way has been acquired or the State has legal right of physical possession of that right of way.

or

- X 2. The acquisition or right of occupancy and use of a few remaining parcels is not complete, but all occupants of the residences on such parcels have had replacement housing made available to them in accordance with 49 CFR 24.204. I assure that, if the physical construction of the project proceeds, displaced persons who have not yet moved from the right of way will be protected against unnecessary inconvenience and disproportionate injury or any action coercive in nature. I believe that it will be in the best public interest to proceed with this project. The following information is provided regarding excepted parcels and will be provided in the contract documents. These parcels will require delays of entry noted as follows:

TIP/PARCEL	PROPERTY OWNER	REASON FOR DELAY REQUEST	RELO (Y/N)	DELAY OF ENTRY UNTIL
U-5189 007	Skyland Town Center Investors, LLC	Settled but not Closed	N	July 1, 2015
U-5189 054	Hawthorne-Midway Turtle Creek, LLC	Settled but not Closed	N	July 1, 2015

This certification assures compliance with all applicable Federal and State laws, rules and policies.

Date: March 23, 2015


 DIVISION RIGHT OF WAY AGENT

NCDOT PROGRAMMATIC CATEGORICAL EXCLUSION (PCE)
ACTION CLASSIFICATION FORM

For use by a Local Government Agency

TIP Project No.	<u>U-5189</u>
WBS Element	<u>Construction 45250.3.1</u>
Federal Project No.	<u>STPDA-0025(26)</u>

- A. **Project Description: (Include project scope and location, including Municipality and County. Refer to the attached project location map and photos.)**

See attached.

- B. **Purpose and Need:**

See attached.

- C. **Proposed Improvements** – Select ALL Activities that apply to the Project, regardless of TYPE

Circle one or more of the following Type I activities:

1. Non-construction activities (program activities).
2. Approval of utility installations along or across a transportation facility.
3. Construction of bicycle and pedestrian lanes, paths, and facilities.
4. Activities included in the State's "highway safety plan" under 23 USC 402 (programs administered by the Division of Motor Vehicles).
5. Transfer of Federal lands pursuant to 23 USC 317 when the subsequent action is not a FHWA action.
6. The installation of noise barriers or alterations to existing publicly owned buildings to provide for noise reduction.
7. Landscaping.
8. Installation of fencing, signs, pavement markings, small passenger shelters, traffic signals, and railroad warning devices.
9. Emergency repairs under 23 USC 125 (Governor Declared Emergency).
10. Acquisition of scenic easements.
11. Determination of payback under 23 CFR Part 480 for property previously acquired with federal-aid participation.
12. Improvements to existing rest areas and truck weigh stations.
13. Ridesharing activities.
14. Bus and Rail car rehabilitation.

NCDOT PROGRAMMATIC CATEGORICAL EXCLUSION (PCE)
ACTION CLASSIFICATION FORM

15. Alterations to facilities or vehicles in order to make them accessible for elderly and handicapped persons.
16. Program administration, technical assistance activities, and operating assistance to transit authorities to continue existing service or increase service to meet changes in routine demand.
17. The purchase of vehicles by the applicant where the use of these vehicles can be accommodated by existing facilities or by new facilities which themselves are within a CE.
18. Track and rail bed maintenance and improvements when carried out within the existing right of way.
19. Purchase and installation of operating or maintenance equipment to be located within the transit facility and with no significant impacts off the site.
20. Promulgation of rules, regulations and directives.
21. Replacement of guardrail.

Circle one or more of the following Type II activities:

1. Modernization of a highway by resurfacing, restoration, rehabilitation, reconstruction, adding shoulders, or adding auxiliary lanes (e.g., parking, weaving, turning, climbing).
 - a. Restoring, Resurfacing, Rehabilitating, and Reconstructing pavement (3R and 4R improvements)
 - b. Widening roadway and shoulders without adding through lanes
 - c. Modernizing gore treatments
 - d. Constructing lane improvements (merge, auxiliary, and turn lanes)
 - e. Adding shoulder drains
 - f. Replacing and rehabilitating culverts, inlets, and drainage pipes, including safety treatments
 - g. Providing driveway pipes
 - h. Performing minor bridge widening (less than one through lane)
 - i. Slide Stabilization
 - j. Structural BMP's for water quality improvement
2. Highway safety or traffic operations improvement projects including the installation of ramp metering control devices and lighting.
 - a. Installing ramp metering devices
 - b. Installing lights
 - c. Adding or upgrading guardrail
 - d. Installing safety barriers including Jersey type barriers and pier protection
 - e. Installing or replacing impact attenuators
 - f. Upgrading medians including adding or upgrading median barriers
 - g. Improving intersections including relocation and/or realignment
 - h. Making minor roadway realignment

NCDOT PROGRAMMATIC CATEGORICAL EXCLUSION (PCE)
ACTION CLASSIFICATION FORM

- i. Channelizing traffic
 - j. Performing clear zone safety improvements including removing hazards and flattening slopes
 - k. Implementing traffic aid systems, signals, and motorist aid
 - l. Installing bridge safety hardware including bridge rail retrofit
3. Bridge rehabilitation, reconstruction, or replacement or the construction of grade separation to replace existing at-grade railroad crossings.
 - a. Rehabilitating, reconstructing, or replacing bridge approach slabs
 - b. Rehabilitating or replacing bridge decks
 - c. Rehabilitating bridges including painting (no red lead paint), scour repair, fender systems, and minor structural improvements
 - d. Replacing a bridge (structure and/or fill)
 4. Transportation corridor fringe parking facilities.
 5. Construction of new truck weigh stations or rest areas.
 6. Approvals for disposal of excess right-of-way or for joint or limited use of right-of-way, where the proposed use does not have significant adverse impacts.
 7. Approvals for changes in access control.
 8. Construction of new bus storage and maintenance facilities in areas used predominantly for industrial or transportation purposes where such construction is not inconsistent with existing zoning and located on or near a street with adequate capacity to handle anticipated bus and support vehicle traffic.
 9. Rehabilitation or reconstruction of existing rail and bus buildings and ancillary facilities where only minor amounts of additional land are required and there is not a substantial increase in the number of users.
 10. Construction of bus transfer facilities (an open area consisting of passenger shelters, boarding areas, kiosks and related street improvements) when located in a commercial area or other high activity center in which there is adequate street capacity for projected bus traffic.
 11. Construction of rail storage and maintenance facilities in areas used predominantly for industrial or transportation purposes where such construction is not inconsistent with existing zoning and where there is no significant noise impact on the surrounding community.
 12. Acquisition of land for hardship or protective purposes, advance land acquisition loans under section 3(b) of the UMT Act. Hardship and protective buying will be permitted only for a particular parcel or a limited number of parcels. These types of land acquisition qualify for a CE only where the acquisition will not limit the evaluation of alternatives, including shifts in alignment for planned construction projects, which may be required in the NEPA process. No project development on such land may proceed until the NEPA process has been completed.

NCDOT PROGRAMMATIC CATEGORICAL EXCLUSION (PCE)
ACTION CLASSIFICATION FORM

13. Acquisition and construction of wetland, stream and endangered species mitigation sites.
 14. Remedial activities involving the removal, treatment or monitoring of soil or groundwater contamination pursuant to state or federal remediation guidelines.
- D. Special Project Information: (Provide a description of investigations and findings concerning Threatened and Endangered Species, National Historic Preservation Act, Right of Way/Easements, Section 4(f) and Section 6(f) as described in the *Local Programs Management Handbook*. Also include Environmental Commitments and Permits Required)

See attachments:

- US Fish and Wildlife Threatened and Endangered Species Letter
- SHPO Letter
- National Park Service Letter of Compliance
- City of Asheville Flood Plain Development Permit

In addition to the above referenced letters and permits, the City of Asheville will need to obtain from the Dept. of Interior, a National Park Service Special Use Permit

Right of Way

NCDOT has a minimum of 7.5' of right of way off of the back of curb within the project limits. The City is proposing to construct a 6' wide sidewalk off of the back curb at most locations. The City is in the process of obtaining temporary easements where necessary for construction access and permanent easement where required for sidewalks, utility relocations (water meters and fire hydrants), retaining walls, and a boardwalk. Early estimates indicate approximately .35 acres of permanent easements and .45 acre of temporary easements will be obtained.

NCDOT PROGRAMMATIC CATEGORICAL EXCLUSION (PCE)
ACTION CLASSIFICATION FORM

E. Threshold Criteria

The following evaluation of threshold criteria must be completed. See *Local Programs Management Handbook* for more guidance on how to answer these questions.

<u>ECOLOGICAL</u>	<u>YES</u>	<u>NO</u>
(1) Will the project have a substantial impact on any unique or important natural resource?	<input type="checkbox"/>	<input checked="" type="checkbox"/>
(2) Does the project involve habitat where federally listed endangered or threatened species may occur?	<input type="checkbox"/>	<input checked="" type="checkbox"/>
(3) Will the project affect anadromous fish?	<input type="checkbox"/>	<input checked="" type="checkbox"/>
(4) If the project involves wetlands, is the amount of permanent and/or temporary wetland taking less than one-tenth (1/10) of an acre and have all practicable measures to avoid and minimize wetland takings been evaluated?	<input checked="" type="checkbox"/>	<input type="checkbox"/>
(5) Will the project require the use of U. S. Forest Service lands?	<input type="checkbox"/>	<input checked="" type="checkbox"/>
(6) Will the quality of adjacent water resources be adversely impacted by proposed construction activities?	<input type="checkbox"/>	<input checked="" type="checkbox"/>
(7) Does the project involve waters classified as Outstanding Water Resources (OWR) and/or High Quality Waters (HQW)?	<input type="checkbox"/>	<input checked="" type="checkbox"/>
(8) Will the project require fill in waters of the United States in any of the designated mountain trout counties?	<input type="checkbox"/>	<input checked="" type="checkbox"/>
(9) Does the project involve any known underground storage tanks (UST's) or hazardous materials sites?	<input type="checkbox"/>	<input checked="" type="checkbox"/>

See attached letter from US Fish and Wildlife

<u>PERMITS AND COORDINATION</u>	<u>YES</u>	<u>NO</u>
(10) If the project is located within a CAMA county, will the project significantly affect the coastal zone and/or any "Area of Environmental Concern" (AEC)?	<input type="checkbox"/>	<input checked="" type="checkbox"/>
(11) Does the project involve Coastal Barrier Resources Act resources?	<input type="checkbox"/>	<input checked="" type="checkbox"/>
(12) Will a U. S. Coast Guard permit be required?	<input type="checkbox"/>	<input checked="" type="checkbox"/>
(13) Will the project result in the modification of any existing regulatory floodway?	<input type="checkbox"/>	<input checked="" type="checkbox"/>

NCDOT PROGRAMMATIC CATEGORICAL EXCLUSION (PCE)
ACTION CLASSIFICATION FORM

(14) Will the project require any stream relocations or channel changes? ✓

SOCIAL, ECONOMIC, AND CULTURAL RESOURCES

YES NO

(15) Will the project induce substantial impacts to planned growth or land use for the area? ✓

(16) Will the project require the relocation of any family or business? ✓

(17) Will the project have a disproportionately high and adverse human health and environmental effect on any minority or low-income population? ✓

(18) If the project involves the acquisition of right of way, is the amount of right of way acquisition considered minor? ✓

(19) Will the project involve any changes in access control? ✓

(20) Will the project substantially alter the usefulness and/or land use of adjacent property? ✓

(21) Will the project have an adverse effect on permanent local traffic patterns or community cohesiveness? ✓

(22) Is the project included in an approved thoroughfare plan and/or Transportation Improvement Program (and is, therefore, in conformance with the Clean Air Act of 1990)? ✓

(23) Is the project anticipated to cause an increase in traffic volumes? ✓

(24) Will traffic be maintained during construction using existing roads, staged construction, or on-site detours? ✓





(25) If the project is a bridge replacement project, will the bridge be replaced at its existing location (along the existing facility) and will all construction proposed in association with the bridge replacement project be contained on the existing facility? n/a

(26) Is there substantial controversy on social, economic, or environmental grounds concerning the project? ✓

(27) Is the project consistent with all Federal, State, and local laws relating to the environmental aspects of the project? ✓

(28) Will the project have an "effect" on structures/properties eligible for or listed on the National Register of Historic Places? ✓

NCDOT PROGRAMMATIC CATEGORICAL EXCLUSION (PCE)
ACTION CLASSIFICATION FORM

- | | | | |
|------|---|--------------------------|--|
| (29) | Will the project affect any archaeological remains which are important to history or pre-history? | <input type="checkbox"/> | 
_____ |
| (30) | Will the project require the use of Section 4(f) resources (public parks, recreation lands, wildlife and waterfowl refuges, historic sites, or historic bridges, as defined in Section 4(f) of the U. S. Department of Transportation Act of 1966)? | <input type="checkbox"/> | 
_____ |
| (31) | Will the project result in any conversion of assisted public recreation sites or facilities to non-recreation uses, as defined by Section 6(f) of the Land and Water Conservation Act of 1965, as amended? | <input type="checkbox"/> | 
_____ |
| (32) | Will the project involve construction in, across, or adjacent to a river designated as a component of or proposed for inclusion in the National System of Wild and Scenic Rivers? | <input type="checkbox"/> | 
_____ |

See attached letter from the National Park Service and deed

F. Additional Documentation Required for Unfavorable Responses in Part E
(Discussion regarding all unfavorable responses in Part E should be provided below. Additional supporting documentation may be attached, as necessary.)

NCDOT PROGRAMMATIC CATEGORICAL EXCLUSION (PCE)
ACTION CLASSIFICATION FORM

G. PCE Approval

TIP Project No. U-5189
WBS Element Construction 45250.3.1
Federal-Aid Project No. STPDA-0025(26)

Project Description: (Repeat all information from Page 1)

The City of Asheville located in Buncombe County, North Carolina has received funding from the Metropolitan Transportation Improvement Program in the form of STP-DA funds. These funds have been programmed to be used in the construction phase of the Hendersonville Road Sidewalk project. This project will consist of connecting needed sidewalk linkages along the east side of Hendersonville Road from Interstate 40 to Long Shoals Road. In addition to the sidewalk construction, it will include installing pedestrian signals, crosswalks, bus shelters, a boardwalk, and retaining walls.

Categorical Exclusion Action Classification: (Check one)

<input checked="" type="checkbox"/>	TYPE I (A)	NO BOXES Checked	} refer to Section E
<input type="checkbox"/>	TYPE I (B)	ANY BOX Checked	
<input type="checkbox"/>	TYPE II(A)	NO BOXES Checked	
<input type="checkbox"/>	TYPE II(B)	ANY BOX is Checked	

Prepared By: John A. Gavin 23 March 2015
John Gavin - Sr. Project Manager
City of Asheville, N.C. - Capital Projects Management Division

Reviewed By:
3/25/2015 Roger D. Bryan
Date Roger D. Bryan - Environmental Officer
NCDOT - Division 13

3/25/15 M. K. Calloway
Date M. K. Calloway - Division Project Manager
NCDOT - Division 13

Approved By:
4/13/15 J.J. Swain Jr.
Date J.J. Swain Jr., P.E. - Division Engineer
NCDOT - Division 13

NOTE: NCDOT Review may occur at either PDEA or the Division Office.
Mark through non-applicable position.

Approved: For Type I(B) or II(B) projects only:

Date Division Administrator
Federal Highway Administration



Letter of Compliance Completion

Memorandum

To: Project Leader, David Anderson
From: Environmental Protection Specialist
Subject: NEPA and NHPA Clearance: City of Asheville Installation of Sidewalk along Hendersonville Road, US Hwy. 25 (PIN 49326)

The Resources Management and Science Division has reviewed the proposed project and completed its environmental assessment documentation, and we have determined that there:

- Will not be any adverse effects on threatened, endangered, or rare species and/or their critical habitat.
- Will not be any adverse effects on historical, cultural, or archeological resources.
- Will not be serious or long-term undesirable environmental or visual effects.

The subject proposed project, therefore, is now cleared for all NEPA and NHPA compliance requirements as presented above. Project implementation can commence.

For the proposed project actions to be within compliance requirements during construction and/or project implementation, the following mitigations must be adhered to:

- A copy of the issued NPS Construction Permit shall be provided to park Environmental Protection Specialist for Administrative Record.

For complete compliance information see PEPC Project 49326. If you have any questions, please let me know.

Suzette Molling

cc: Debra Flowers
Don Coleman
Michael Molling
Dennis Atkins
Nathan Epling

Letter of Compliance Completion - City of Asheville Installation of Sidewalk along Hendersonville Road, US Hwy. 25 - PEPC ID: 49326

Calvin Clardy
Monika Mayr
Sheila Gasperson
Steven Kidd
Jackie Holt
Herbert Young
Bambi Teague
Lillian McElrath
Susan Gonshor
Michele Maertens
Kathy Tustanowski
Mark Woods
Wesley Greene
Larry Hultquist, DSC-T
Andy Otten, DSC-T



City of Asheville
 DEVELOPMENT SERVICES DEPARTMENT
 P.O. Box 7148
 Asheville, NC 28802
 828-259-5846

		RECORD:	14-10594
			Flood
		DATE:	08/01/2014
Property Address:	1800 HENDERSONVILLE RD		
Property Owner:	DINGLE CREEK LLC	Phone:	
Design Professional:		Phone:	
Contractor:		Phone:	
	CIVIC ID:	226842	
	PIN:	965517278000000	
	Flood Plain:	Yes	
Description of Work: "CONSTRUCTION OF A SIDEWALK WITHIN A NON-ENCROACHMENT AREA AND REQUIRES A FLOOD PLAIN DEVELOPMENT PERMIT, WORK IS PRIMARILY LOCATED WITHIN NCDOT RIGHT OF WAY"			
Amendments:			
		Permit Requested:	Approval Dates:
PLANS EXAMINERS: Marcus Barksdale 828-259-5456		Flood	8/1/2014

FLOOD PERMIT REVIEW COMMENTS:

This permit is only for the construction of a new sidewalk within a non-encroachment area of the designated NCDOT right of way of NC Hwy 25. See attached No Rise certificate.

PERMIT

14-10594

Issued: 8/04/2014

Expires: 8/4/2015

Owner Information:

DINGLE CREEK LLC
2 WALDEN RIDGE DR STE 70
ASHEVILLE NC, 28803

Property Address: 1800 HENDERSONVILLE RD
ASHEVILLE, NC 28803

Zoning District: HB,

Flood Plain: Yes

Fire District: None

Occupancy Type:

Construction Type:

Type of Work: N/A

Cost of Work: \$0

Premise Number: N/A

Renewal: N/A

Tenancy: N/A

Primary Contact Information:

BRIAN ESTES

828-232-4595

Flood

Description of Work:	"CONSTRUCTION OF A SIDEWALK WITHIN A NON-ENCROACHMENT AREA AND REQUIRES A FLOOD PLAIN DEVELOPMENT PERMIT, WORK IS PRIMARILY LOCATED WITHIN NCDOT RIGHT OF WAY"	
Permit Issued to:	BRIAN ESTES : 828-232-4595	License #

Conditions:

*** This permit shall be posted on site. *** No inspection shall be performed unless the approved plans, attached comments and permit on site. Failure to comply shall result in a fine of \$75; the fine must be paid before next inspection is requested.

- No inspection shall be performed unless the approved plans are available on site and permit is posted.
- Inspection requests by **phone** must be received **before 4:30 pm the day before; PHONE: 259-5946.**
- Inspection requests by **internet** must be received **before 7:00 am the day of; INTERNET: www.ashevillenc.gov; select Online Services; select Development Portal;**

CONTRACTOR SIGNATURE FORMS

U-5189 BID FORM

ITEM #	SPEC. SECTION	DESCRIPTION	QUANTITY	UNIT	UNIT PRICE	BID AMOUNT
1	226	Lump Sum Grading	1	LS	\$	\$
2	226	Undercut Excavation	100	CY	\$	\$
3	265	Select Granular Material, Class V or VI	50	TON	\$	\$
4	275	Rock Plating	24	SY	\$	\$
5	305	15" Drainage Pipe	5	LF	\$	\$
6	545	Incidental Stone	50	TON	\$	\$
7	654	Asphalt Plant Mix, Pavement Repair	200	TON	\$	\$
8	Page 78	Geotextile for Drainage, Type 2	110	SY	\$	\$
9	800	Mobilization	1	LS	\$	\$
10	840	Frame with Grate, Std. 840.24	1	EA	\$	\$
11	840	Minor Drainage Structure	1	EA	\$	\$
12	Page 78	Offset Catch Basin	1	EA	\$	\$
13	859	Convert Existing Drop Inlet to Open Throat Inlet	1	EA	\$	\$
14	846	12" Concrete Curb and Gutter	30	LF	\$	\$
15	846	18" Concrete Curb and Gutter	60	LF	\$	\$
16	846	24" Concrete Curb and Gutter	20	LF	\$	\$
17	846	30" Concrete Curb and Gutter	380	LF	\$	\$
18	Page 81	Concrete Stand-up Curb - Type A	1330	LF	\$	\$
19	Page 81	Concrete Stand-up Curb - Type B	1470	LF	\$	\$
20	Page 80	Concrete Trench Drain	25	SF	\$	\$
21	Page 82	Concrete Turn-down Footing	780	SF	\$	\$
22	848	4" Concrete Sidewalk	9790	SY	\$	\$
23	Page 80	High Early Strength Concrete for Driveways	690	SY	\$	\$
24	848	Concrete Curb Ramps	70	EA	\$	\$
25	852	5" Monolithic Concrete Island (Keyed In)	24	SY	\$	\$
26	Page 81	Concrete Wheel Stops	7	EA	\$	\$
27	858	Adjustment of Meter or Valve Boxes	58	EA	\$	\$
28	Page 108	Adjust Sanitary Sewer Cleanout	2	EA	\$	\$
29	858	Adjustment of Manholes	21	EA	\$	\$
30	SPD 8-700	Adjustment of Traffic Signal Junction Box (Pull Box)	22	EA	\$	\$
31	863	Remove Existing Guardrail	50	LF	\$	\$
32	864	Remove and Reset Existing Guardrail	10	LF	\$	\$
33	866	Chain Link Fence, 48"	120	LF	\$	\$
34	1205	Thermoplastic Pavement Marking Lines, 24", 120 mils	810	LF	\$	\$
35	1205	Thermoplastic Pavement Marking Lines, 4", 90 mils	1310	LF	\$	\$
36	1205	Thermoplastic Pavement Marking Lines, 8", 120 mils	3260	LF	\$	\$
37	1205	Thermoplastic Pavement Marking Symbols, 90 mils	40	EA	\$	\$
38	1205	Removal of Pavement Marking Lines, 24"	700	LF	\$	\$
39	1205	Removal of Pavement Marking Lines, 4"	880	LF	\$	\$

40	1205	Removal of Pavement Marking Lines, 8"	610	LF	\$	\$
41	1205	Removal of Pavement Marking Symbols & Characters	26	LF	\$	\$
42	1515	Fire Hydrant Adjustment	5	EA	\$	\$
43	1605	Silt Fence	4080	LF	\$	\$
44	1610	Sediment Control Stone, No.57	20	TON	\$	\$
45	1631	Matting for Erosion Control	5290	SY	\$	\$
46	1660	Seeding and Mulching	2	ACRE	\$	\$
47	Page 117	Inlet Protection	59	EA	\$	\$
48	SP11 R05	Traffic Control	1	LS	\$	\$
49	See Constr. Plans	Bicycle Rack	4	EA	\$	\$
50	See Constr. Plans	Bus Shelter	1	EA	\$	\$
51	Page 110	Bus Shelter Foundation Pad	72	SY	\$	\$
52	Page 76	Pedestrian Safety Rail	1049	LF	\$	\$
53	Page 105	Pedestrian Boardwalk	1	EA	\$	\$
54	Page 83	Precast Gravity Retaining Wall	3282	SF	\$	\$
55	Page 100	Segmental Gravity Retaining Wall	2911	SF	\$	\$
56	Page 87	Soil Nail Retaining Wall with Concrete Facing	1507	SF	\$	\$
57	Page 87	Soil Nail Retaining Wall w/ Segmental Block Face	1353	SF	\$	\$
58	Page 87	Soil Nail Verification Tests	16	EA	\$	\$
59	Page 87	Soil Nail Proof Tests	10	EA	\$	\$
60	1705	Furnish and Install Ped Head (16" 1-Section W/Countdown Timer)	38	EA	\$	\$
61	1705	Furnish and Install Signal Cable	7910	LF	\$	\$
62	1705	Vehicle Signal Head (12" 3-Section)	11	EA	\$	\$
63	1705	Vehicle Signal Head (12" 4-Section)	10	EA	\$	\$
64	1705	Vehicle Signal Head (12" 5-Section)	1	EA	\$	\$
65	1715	Unpaved Trenching (1Conduit, 2")	865	LF	\$	\$
66	1722	1/2" Riser With Weatherhead	2	EA	\$	\$
67	1722	1" Riser With Weatherhead	10	EA	\$	\$
68	1722	2" Riser With Weatherhead	10	EA	\$	\$
69	1725	Inductive Loop Sawcut	140	LF	\$	\$
70	1726	Lead-In Cable (14-2)	6860	LF	\$	\$
71	1743	Type I Post with Foundation	17	EA	\$	\$
72	1743	Type II Pedestrian Pedestal W/ Foundation	23	EA	\$	\$
73	1751	Detector Card (2070L-2- Channel)	1	EA	\$	\$
74	Page 128	Powder coat for pedestal	4	EA	\$	\$
75	Page 128	Powder coat for push button post	4	EA	\$	\$
					TOTAL:	\$

NON-REIMBURSABLE ITEMS

76	Page 110	Transit Bench Installation (Labor Only)	15	EA	\$	\$
77	SP	Relocate NCDOT Fiber	485	LF	\$	\$
78	1515	Relocate Fire Hydrant	3	EA	\$	\$
79	1515	Relocate Water Meter	14	EA	\$	\$
80	840	Masonry Drainage Structures	20	LF	\$	\$
					TOTAL:	\$

TOTAL BID FOR PROJECT:

CONTRACTOR:

ADDRESS:

FEDERAL ID. NUMBER

CONTRACTOR'S LICENSE #

AUTHORIZED AGENT

TITLE

SIGNATURE

DATE

WITNESS

TITLE

SIGNATURE

DATE

THIS SECTION TO BE COMPLETED BY NORTH CAROLINA DEPARTMENT OF TRANSPORTATION

This bid has been reviewed in accordance with Article 103-1 of the Standard Specifications for Roads and Structures 2012.

Reviewd By:

Date:

Accepted By NCDOT:

Date:

ADDENDUM(S)

ADDENDUM #1

I, _____ representing _____
(SIGNATURE)

Acknowledge receipt of Addendum #1.

ADDENDUM #2

I, _____ representing _____
(SIGNATURE)

Acknowledge receipt of Addendum #2.

ADDENDUM #3

I, _____ representing _____
(SIGNATURE)

Acknowledge receipt of Addendum #3.

**EXECUTION OF BID
NON-COLLUSION AFFIDAVIT, DEBARMENT CERTIFICATION AND GIFT BAN CERTIFICATION**

CORPORATION

The person executing the bid, on behalf of the Bidder, being duly sworn, solemnly swears (or affirms) that neither he, nor any official, agent or employee of the bidder has entered into any agreement, participated in any collusion, or otherwise taken any action which is in restraint of free competitive bidding in connection with any bid or contract, that the bidder has not been convicted of violating *N.C.G.S. § 133-24* within the last three years, and that the Bidder intends to do the work with its own bonafide employees or subcontractors and is not bidding for the benefit of another contractor.

In addition, execution of this bid in the proper manner also constitutes the Bidder's certification of status under penalty of perjury under the laws of the United States in accordance with the Debarment Certification attached, provided that the Debarment Certification also includes any required statements concerning exceptions that are applicable.

N.C.G.S. § 133-32 and Executive Order 24 prohibit the offer to, or acceptance by, any State Employee of any gift from anyone with a contract with the State, or from any person seeking to do business with the State. By execution of any response in this procurement, you attest, for your entire organization and its employees or agents, that you are not aware that any such gift has been offered, accepted, or promised by any employees of your organization.

SIGNATURE OF CONTRACTOR

_____ Full name of Corporation

_____ Address as Prequalified

Attest _____ By _____
Secretary/Assistant Secretary President/Vice President/Assistant Vice President
Select appropriate title Select appropriate title

_____ Print or type Signer's name _____ Print or type Signer's name

CORPORATE SEAL

AFFIDAVIT MUST BE NOTARIZED

Subscribed and sworn to before me this the

_____ day of _____ 20 .

NOTARY SEAL

_____ Signature of Notary Public

of _____ County

State of _____

My Commission Expires: _____

**EXECUTION OF BID
NON-COLLUSION AFFIDAVIT, DEBARMENT CERTIFICATION AND GIFT BAN CERTIFICATION
PARTNERSHIP**

The person executing the bid, on behalf of the Bidder, being duly sworn, solemnly swears (or affirms) that neither he, nor any official, agent or employee of the bidder has entered into any agreement, participated in any collusion, or otherwise taken any action which is in restraint of free competitive bidding in connection with any bid or contract, that the bidder has not been convicted of violating *N.C.G.S. § 133-24* within the last three years, and that the Bidder intends to do the work with its own bonafide employees or subcontractors and is not bidding for the benefit of another contractor.

In addition, execution of this bid in the proper manner also constitutes the Bidder's certification of status under penalty of perjury under the laws of the United States in accordance with the Debarment Certification attached, provided that the Debarment Certification also includes any required statements concerning exceptions that are applicable.

N.C.G.S. § 133-32 and Executive Order 24 prohibit the offer to, or acceptance by, any State Employee of any gift from anyone with a contract with the State, or from any person seeking to do business with the State. By execution of any response in this procurement, you attest, for your entire organization and its employees or agents, that you are not aware that any such gift has been offered, accepted, or promised by any employees of your organization.

SIGNATURE OF CONTRACTOR

_____ Full Name of Partnership

_____ Address as Prequalified

_____ By _____
Signature of Witness Signature of Partner

_____ Print or type Signer's name

_____ Print or type Signer's name

AFFIDAVIT MUST BE NOTARIZED

Subscribed and sworn to before me this the

NOTARY SEAL

_____ day of _____ 20 .

_____ Signature of Notary Public

of _____ County

State of _____

My Commission Expires: _____

**EXECUTION OF BID
NON-COLLUSION AFFIDAVIT, DEBARMENT CERTIFICATION AND GIFT BAN CERTIFICATION**

LIMITED LIABILITY COMPANY

The person executing the bid, on behalf of the Bidder, being duly sworn, solemnly swears (or affirms) that neither he, nor any official, agent or employee of the bidder has entered into any agreement, participated in any collusion, or otherwise taken any action which is in restraint of free competitive bidding in connection with any bid or contract, that the bidder has not been convicted of violating *N.C.G.S. § 133-24* within the last three years, and that the Bidder intends to do the work with its own bonafide employees or subcontractors and is not bidding for the benefit of another contractor.

In addition, execution of this bid in the proper manner also constitutes the Bidder's certification of status under penalty of perjury under the laws of the United States in accordance with the Debarment Certification attached, provided that the Debarment Certification also includes any required statements concerning exceptions that are applicable.

N.C.G.S. § 133-32 and Executive Order 24 prohibit the offer to, or acceptance by, any State Employee of any gift from anyone with a contract with the State, or from any person seeking to do business with the State. By execution of any response in this procurement, you attest, for your entire organization and its employees or agents, that you are not aware that any such gift has been offered, accepted, or promised by any employees of your organization.

SIGNATURE OF CONTRACTOR

_____ Full Name of Firm

_____ Address as Prequalified

_____ Signature of Witness

_____ Signature of Member/Manager/Authorized Agent
Select appropriate title

_____ Print or type Signer's name

_____ Print or type Signer's Name

AFFIDAVIT MUST BE NOTARIZED

Subscribed and sworn to before me this the _____ day of _____ 20 .

NOTARY SEAL

_____ Signature of Notary Public

of _____ County

State of _____

My Commission Expires: _____

**EXECUTION OF BID
NON-COLLUSION AFFIDAVIT, DEBARMENT CERTIFICATION AND GIFT BAN
CERTIFICATION
JOINT VENTURE (2) or (3)**

The person executing the bid, on behalf of the Bidder, being duly sworn, solemnly swears (or affirms) that neither he, nor any official, agent or employee of the bidder has entered into any agreement, participated in any collusion, or otherwise taken any action which is in restraint of free competitive bidding in connection with any bid or contract, that the bidder has not been convicted of violating N.C.G.S. § 133-24 within the last three years, and that the Bidder intends to do the work with its own bonafide employees or subcontractors and is not bidding for the benefit of another contractor.

In addition, execution of this bid in the proper manner also constitutes the Bidder's certification of status under penalty of perjury under the laws of the United States in accordance with the Debarment Certification attached, provided that the Debarment Certification also includes any required statements concerning exceptions that are applicable.

N.C.G.S. § 133-32 and Executive Order 24 prohibit the offer to, or acceptance by, any State Employee of any gift from anyone with a contract with the State, or from any person seeking to do business with the State. By execution of any response in this procurement, you attest, for your entire organization and its employees or agents, that you are not aware that any such gift has been offered, accepted, or promised by any employees of your organization.

SIGNATURE OF CONTRACTOR

Instructions: **2 Joint Venturers** Fill in lines (1), (2) and (3) and execute. **3 Joint Venturers** Fill in lines (1), (2), (3) and (4) and execute. On Line (1), fill in the name of the Joint Venture Company. On Line (2), fill in the name of one of the joint venturers and execute below in the appropriate manner. On Line (3), print or type the name of the other joint venturer and execute below in the appropriate manner. On Line (4), fill in the name of the third joint venturer, if applicable and execute below in the appropriate manner.

(1) _____
Name of Joint Venture
(2) _____
Name of Contractor

Address as Prequalified

Signature of Witness or Attest

By

Signature of Contractor

Print or type Signer's name

Print or type Signer's name

If Corporation, affix Corporate Seal

and

(3) _____
Name of Contractor

Address as Prequalified

Signature of Witness or Attest

By

Signature of Contractor

Print or type Signer's name

Print or type Signer's name

If Corporation, affix Corporate Seal

and

(4) _____
Name of Contractor (for 3 Joint Venture only)

Address as Prequalified

Signature of Witness or Attest

By

Signature of Contractor

Print or type Signer's name

Print or type Signer's name

If Corporation, affix Corporate Seal

NOTARY SEAL

Affidavit must be notarized for Line (2)

Subscribed and sworn to before me this

____ day of _____ 20__

NOTARY SEAL

Affidavit must be notarized for Line (3)

Subscribed and sworn to before me this

____ day of _____ 20__

NOTARY SEAL

Affidavit must be notarized for Line (4)

Subscribed and sworn to before me this

____ day of _____ 20__

Signature of Notary Public

of _____ County

State of _____

My Commission Expires: _____

Signature of Notary Public

of _____ County

State of _____

My Commission Expires: _____

Signature of Notary Public

of _____ County

State of _____

My Commission Expires: _____

**EXECUTION OF BID
NON-COLLUSION AFFIDAVIT, DEBARMENT CERTIFICATION AND GIFT BAN CERTIFICATION**

INDIVIDUAL DOING BUSINESS UNDER A FIRM NAME

The person executing the bid, on behalf of the Bidder, being duly sworn, solemnly swears (or affirms) that neither he, nor any official, agent or employee of the bidder has entered into any agreement, participated in any collusion, or otherwise taken any action which is in restraint of free competitive bidding in connection with any bid or contract, that the bidder has not been convicted of violating *N.C.G.S. § 133-24* within the last three years, and that the Bidder intends to do the work with its own bonafide employees or subcontractors and is not bidding for the benefit of another contractor.

In addition, execution of this bid in the proper manner also constitutes the Bidder's certification of status under penalty of perjury under the laws of the United States in accordance with the Debarment Certification attached, provided that the Debarment Certification also includes any required statements concerning exceptions that are applicable.

N.C.G.S. § 133-32 and Executive Order 24 prohibit the offer to, or acceptance by, any State Employee of any gift from anyone with a contract with the State, or from any person seeking to do business with the State. By execution of any response in this procurement, you attest, for your entire organization and its employees or agents, that you are not aware that any such gift has been offered, accepted, or promised by any employees of your organization.

SIGNATURE OF CONTRACTOR

Name of Contractor

Individual name

Trading and doing business as

Full name of Firm

Address as Prequalified

Signature of Witness

Signature of Contractor, Individually

Print or type Signer's name

Print or type Signer's name

AFFIDAVIT MUST BE NOTARIZED

Subscribed and sworn to before me this the

NOTARY SEAL

_____ day of _____ 20 .

Signature of Notary Public

of _____ County

State of _____

My Commission Expires: _____

**EXECUTION OF BID
NON-COLLUSION AFFIDAVIT, DEBARMENT CERTIFICATION AND GIFT BAN CERTIFICATION
INDIVIDUAL DOING BUSINESS IN HIS OWN NAME**

The person executing the bid, on behalf of the Bidder, being duly sworn, solemnly swears (or affirms) that neither he, nor any official, agent or employee of the bidder has entered into any agreement, participated in any collusion, or otherwise taken any action which is in restraint of free competitive bidding in connection with any bid or contract, that the bidder has not been convicted of violating *N.C.G.S. § 133-24* within the last three years, and that the Bidder intends to do the work with its own bonafide employees or subcontractors and is not bidding for the benefit of another contractor.

In addition, execution of this bid in the proper manner also constitutes the Bidder's certification of status under penalty of perjury under the laws of the United States in accordance with the Debarment Certification attached, provided that the Debarment Certification also includes any required statements concerning exceptions that are applicable.

N.C.G.S. § 133-32 and Executive Order 24 prohibit the offer to, or acceptance by, any State Employee of any gift from anyone with a contract with the State, or from any person seeking to do business with the State. By execution of any response in this procurement, you attest, for your entire organization and its employees or agents, that you are not aware that any such gift has been offered, accepted, or promised by any employees of your organization.

SIGNATURE OF CONTRACTOR

Name of Contractor _____
Print or type Individual name

Address as Prequalified

Signature of Contractor, Individually

Print or type Signer's Name

Signature of Witness

Print or type Signer's name

AFFIDAVIT MUST BE NOTARIZED

Subscribed and sworn to before me this the
____ day of _____ 20 .

NOTARY SEAL

Signature of Notary Public

of _____ County

State of _____

My Commission Expires: _____

DEBARMENT CERTIFICATION

Conditions for certification:

1. The prequalified bidder shall provide immediate written notice to the Municipality if at any time the bidder learns that his certification was erroneous when he submitted his debarment certification or explanation filed with the Municipality, or has become erroneous because of changed circumstances.
2. The terms *covered transaction, debarred, suspended, ineligible, lower tier covered transaction, participant, person, primary covered transaction, principal, proposal, and voluntarily excluded*, as used in this provision, have the meanings set out in the Definitions and Coverage sections of the rules implementing Executive Order 12549. A copy of the Federal Rules requiring this certification and detailing the definitions and coverages may be obtained from the Municipality project representative.
3. The prequalified bidder agrees by submitting this form, that he will not knowingly enter into any lower tier covered transaction with a person who is debarred, suspended, declared ineligible, or voluntarily excluded from participation in Municipal contracts, unless authorized by the Municipality.
4. For Federal Aid projects, the prequalified bidder further agrees that by submitting this form he will include the Federal-Aid Provision titled *Required Contract Provisions Federal-Aid Construction Contract (Form FHWA PR 1273)* provided by the Municipality, without subsequent modification, in all lower tier covered transactions.
5. The prequalified bidder may rely upon a certification of a participant in a lower tier covered transaction that he is not debarred, suspended, ineligible, or voluntarily excluded from the covered transaction, unless he knows that the certification is erroneous. The bidder may decide the method and frequency by which he will determine the eligibility of his subcontractors.
6. Nothing contained in the foregoing shall be construed to require establishment of a system of records in order to render in good faith the certification required by this provision. The knowledge and information of a participant is not required to exceed that which is normally possessed by a prudent person in the ordinary course of business dealings.
7. Except as authorized in paragraph 6 herein, the Municipality may terminate any contract if the bidder knowingly enters into a lower tier covered transaction with a person who is suspended, debarred, ineligible, or voluntarily excluded from participation in this transaction, in addition to other remedies available by the Federal Government.

DEBARMENT CERTIFICATION

The prequalified bidder certifies to the best of his knowledge and belief, that he and his principals:

- a. Are not presently debarred, suspended, proposed for debarment, declared ineligible, or voluntarily excluded from covered transactions by any Federal department or agency;
- b. Have not within a three-year period preceding this proposal been convicted of or had a civil judgment rendered against them for commission of fraud or a criminal offense in connection with obtaining, attempting to obtain, or performing a public (Federal, State or local) transaction or contract under a public transaction; violation of Federal or State antitrust statutes or commission of embezzlement, theft, forgery, bribery, falsification or destruction of records; making false statements; or receiving stolen property;
- c. Are not presently indicted for or otherwise criminally or civilly charged by a governmental entity (Federal, State or local) with commission of any of the offenses enumerated in paragraph b. of this certification; and
- d. Have not within a three-year period preceding this proposal had one or more public transactions (Federal, State or local) terminated for cause or default.
- e. Will submit a revised Debarment Certification immediately if his status changes and will show in his bid proposal an explanation for the change in status.

If the prequalified bidder cannot certify that he is not debarred, he shall provide an explanation with this submittal. An explanation will not necessarily result in denial of participation in a contract.

Failure to submit a non-collusion affidavit and debarment certification will result in the prequalified bidder's bid being considered non-responsive.

Check here if an explanation is attached to this certification.

**STATE OF NORTH CAROLINA
CITY OF ASHEVILLE
ASHEVILLE, NC**

BID BOND

Principal: _____
Name of Principal Contractor

Surety: _____
Name of Surety

Contract Number: _____ County: _____

Date of Bid: _____

KNOW ALL MEN BY THESE PRESENTS, That we, the PRINCIPAL CONTRACTOR (hereafter, PRINCIPAL) and SURETY above named, are held and firmly bound unto the **CITY OF ASHEVILLE** in the full and just sum of five (5) percent of the total amount bid by the Principal for the project stated above, for the payment of which sum well and truly to be made, we bind ourselves, our heirs, executors, administrators, and successors, jointly and severally, firmly by these presents.

NOW, THEREFORE, the condition of this obligation is: the Principal shall not withdraw its bid within sixty (60) days after the opening of the bids, or within such other time period as may be provided in the proposal, and if the **CITY OF ASHEVILLE** shall award a contract to the Principal, the Principal shall, within fourteen (14) calendar days after written notice of award is received by him, provide bonds with good and sufficient surety, as required for the faithful performance of the contract and for the protection of all persons supplying labor, material, and equipment for the prosecution of the work. In the event the Principal requests permission to withdraw his bid due to mistake in accordance with the provisions of Article 103-3 of the *Standard Specifications for Roads and Structures*, the conditions and obligations of this Bid Bond shall remain in full force and effect until the **CITY OF ASHEVILLE** makes a final determination to either allow the bid to be withdrawn or to proceed with award of the contract. In the event a determination is made to award the contract, the Principal shall have fourteen (14) calendar days to comply with the requirements set forth above. In the event the Principal withdraws its bid after bids are opened except as provided in Article 103-3, or after award of the contract has been made fails to execute such additional documents as may be required and to provide the required bonds within the time period specified above, then the amount of the bid bond shall be immediately paid to the **CITY OF ASHEVILLE** as liquidated damages.

IN TESTIMONY WHEREOF, the Principal and Surety have caused these presents to be duly signed and sealed.

This the _____ day of _____, 20 _____

Surety

By _____
General Agent or Attorney-in-Fact Signature

Seal of Surety

Print or type Signer's Name

BID BOND

CORPORATION

SIGNATURE OF CONTRACTOR (Principal)

Full name of Corporation

Address as prequalified

By _____
Signature of **President, Vice President, Assistant Vice President**
Select appropriate title

Print or type Signer's name

Affix Corporate Seal

Attest _____
Signature of **Secretary, Assistant Secretary**
Select appropriate title

Print or type Signer's name

BID BOND

LIMITED LIABILITY COMPANY

SIGNATURE OF CONTRACTOR (Principal)

Name of Contractor

Full name of Firm

Address as prequalified

**Signature of Member/
Manager/Authorized Agent**

Individually

Print or type Signer's name

BID BOND

INDIVIDUAL DOING BUSINESS UNDER A FIRM NAME

SIGNATURE OF CONTRACTOR (Principal)

Name of Contractor _____
Individual Name

Trading and doing business as _____
Full name of Firm

Address as prequalified

Signature of Contractor _____
Individually

Print or type Signer's name

Signature of Witness

Print or type Signer's name

BID BOND

INDIVIDUAL DOING BUSINESS IN HIS OWN NAME

SIGNATURE OF CONTRACTOR (Principal)

Name of Contractor _____
Print or type Individual Name

Address as prequalified

Signature of Contractor _____
Individually

Print or type Signer's name

Signature of Witness

Print or type Signer's name

BID BOND

PARTNERSHIP

SIGNATURE OF CONTRACTOR (Principal)

Full name of Partnership

Address as prequalified

By _____
Signature of Partner

Print or type Signer's name

Signature of Witness

Print or type Signer's name

CITY OF ASHEVILLE

CONTRACT PAYMENT BOND

Date of Payment Bond Execution _____

Name of Principal Contractor _____

Name of Surety: _____

Name of Contracting Body: _____

Amount of Bond: _____

Contract ID No.: _____

County Name: _____

KNOW ALL MEN BY THESE PRESENTS, That we, the PRINCIPAL CONTRACTOR (hereafter, PRINCIPAL) and SURETY above named, are held and firmly bound unto the above named Contracting Body, hereinafter called the Contracting Body, in the penal sum of the amount stated above for the payment of which sum well and truly to be made, we bind ourselves, our heirs, executors, administrators, and successors, jointly and severally, firmly by these presents.

THE CONDITION OF THIS OBLIGATION IS SUCH, that whereas the principal entered into a certain contract with the Contracting Body, numbered as shown above and hereto attached:

NOW THEREFORE, if the principal shall promptly make payment to all persons supplying labor and material in the prosecution of the work provided for in said contract, and any and all duly authorized modifications of said contract that may hereafter be made, notice of which modifications to the surety being hereby waived, then this obligation to be void; otherwise to remain in full force and virtue.

IN WITNESS WHEREOF, the above-bound parties have executed this instrument under their several seals on the date indicated above, the name and corporate seal of each corporate party being hereto affixed and these presents duly signed by its undersigned representative, pursuant to authority of its governing body.

Contract No. _____
County BUNCOMBE

Rev. 11-1-12

CONTRACT PAYMENT BOND

Affix Seal of Surety Company

Print or type Surety Company Name

By _____
Print, stamp or type name of Attorney-in-Fact

Signature of Attorney-in-Fact

Signature of Witness

Print or type Signer's name

Address of Attorney-in-Fact

CONTRACT PAYMENT BOND
CORPORATION

SIGNATURE OF CONTRACTOR (Principal)

Full name of Corporation

Address as prequalified

By _____
Signature of **President, Vice President, Assistant Vice President**
Select appropriate title

Print or type Signer's name

Affix Corporate Seal

Attest _____
Signature of **Secretary, Assistant Secretary**
Select appropriate title

Print or type Signer's name

CONTRACT PAYMENT BOND

LIMITED LIABILITY COMPANY

SIGNATURE OF CONTRACTOR (Principal)

Name of Contractor

Full name of Firm

Address as prequalified

By:

Signature of Member, Manager, Authorized Agent
Select appropriate title

Print or type Signer's name

CONTRACT PAYMENT BOND

INDIVIDUAL DOING BUSINESS UNDER A FIRM NAME

SIGNATURE OF CONTRACTOR (Principal)

Name of Contractor _____
Individual Name

Trading and doing business as _____
Full name of Firm

Address as prequalified

Signature of Contractor _____
Individually

Print or type Signer's name

Signature of Witness

Print or type Signer's name

CONTRACT PAYMENT BOND

INDIVIDUAL DOING BUSINESS IN HIS OWN NAME

SIGNATURE OF CONTRACTOR (Principal)

Name of Contractor _____
Print or type Individual name

Address as prequalified

Signature of Contractor _____
Individually

Print or type Signer's name

Signature of Witness

Print or type Signer's name

CONTRACT PAYMENT BOND
PARTNERSHIP

SIGNATURE OF CONTRACTOR (Principal)

Full name of Partnership

Address as prequalified

By _____
Signature of Partner

Print or type Signer's name

Signature of Witness

Print or type Signer's name

CONTRACT PAYMENT BOND
JOINT VENTURE (2) or (3)
SIGNATURE OF CONTRACTORS (Principal)

Instructions to Bidders: **2 Joint Ventures**, Fill in lines (1), (2) and (3) and execute. **3 Joint Venturers** Fill in lines (1), (2), (3), (4) and execute. On Line (1), print or type the name of Joint Venture. On line (2), print or type the name of one of the joint venturers and execute below in the appropriate manner required by Article 102-8 of the *NCDOT Standard Specifications*. On Line (3), print or type the name of second joint venturer and execute below in the appropriate manner required by said article of the Specifications. On Line (4), print or type the name of the third joint venturer, if applicable and execute below in the appropriate manner required by said article of the Specifications. This form of execution must be strictly followed.

(1) _____
Name of Joint Venture

(2) _____
Name of Contractor

Address as prequalified

Signature of Witness or Attest By _____
Signature of Contractor

Print or type Signer's name _____
Print or type Signer's name

If Corporation, affix Corporate Seal

and

(3) _____
Name of Contractor

Address as prequalified

Signature of Witness or Attest By _____
Signature of Contractor

Print or type Signer's name _____
Print or type Signer's name

If Corporation, affix Corporate Seal

and

(4) _____
Name of Contractor *(for 3 Joint Venture only)*

Address as prequalified

Signature of Witness or Attest By _____
Signature of Contractor

Print or type Signer's name _____
Print or type Signer's name

If Corporation, affix Corporate Seal

Contract No.
County

BUNCOMBE

Rev. 4-19-11

CONTRACT PAYMENT BOND

Attach certified copy of Power of Attorney to this sheet

CITY OF ASHEVILLE

CONTRACT PERFORMANCE BOND

Date of Performance Bond Execution: _____

Name of Principal Contractor: _____

Name of Surety: _____

Name of Contracting Body: _____

Amount of Bond: _____

Contract ID No.: _____

County Name: _____

KNOW ALL MEN BY THESE PRESENTS, That we, the PRINCIPAL CONTRACTOR (hereafter, PRINCIPAL) and SURETY above named, are held and firmly bound unto the above named Contracting Body, hereinafter called the Contracting Body, in the penal sum of the amount stated above for the payment of which sum well and truly to be made, we bind ourselves, our heirs, executors, administrators, and successors, jointly and severally, firmly by these presents.

THE CONDITION OF THIS OBLIGATION IS SUCH, that whereas the principal entered into a certain contract with the Contracting Body, numbered as shown above and hereto attached:

NOW THEREFORE, if the principal shall well and truly perform and fulfill all the undertakings, covenants, terms, conditions, and agreements of said contract during the original term of said contract and any extensions thereof that may be granted by the Contracting Body, with or without notice to the Surety, and during the life of any guaranty required under the contract, and shall also well and truly perform and fulfill all the undertakings, covenants, terms, conditions, and agreements of any and all duly authorized modifications of said contract that may hereafter be made, notice of which modifications to the surety being hereby waived, then this obligation to be void; otherwise to remain in full force and virtue.

IN WITNESS WHEREOF, the above-bound parties have executed this instrument under their several seals on the date indicated above, the name and corporate seal of each corporate party being hereto affixed and these presents duly signed by its undersigned representative, pursuant to authority of its governing body.

CONTRACT PERFORMANCE BOND

Affix Seal of Surety Company

Print or type Surety Company Name

By _____
Print, stamp or type name of Attorney-in-Fact

Signature of Attorney-in-Fact

Signature of Witness

Print or type Signer's name

Address of Attorney-in-Fact

CONTRACT PERFORMANCE BOND
CORPORATION

SIGNATURE OF CONTRACTOR (Principal)

Full name of Corporation

Address as prequalified

By _____
Signature of **President, Vice President, Assistant Vice President**
Select appropriate title

Print or type Signer's name

Affix Corporate Seal

Attest _____
Signature of **Secretary, Assistant Secretary**
Select appropriate title

Print or type Signer's name

CONTRACT PERFORMANCE BOND
LIMITED LIABILITY COMPANY

SIGNATURE OF CONTRACTOR (Principal)

Name of Contractor

Full name of Firm

Address as prequalified

By:

Signature of Member, Manager, Authorized Agent
Select appropriate title

Print or type Signer's name

CONTRACT PERFORMANCE BOND

INDIVIDUAL DOING BUSINESS UNDER A FIRM NAME

SIGNATURE OF CONTRACTOR (Principal)

Name of Contractor

Individual Name

Trading and doing business as

Full name of Firm

Address as prequalified

Signature of Contractor

Individually

Print or type Signer's name

Signature of Witness

Print or type Signer's name

CONTRACT PERFORMANCE BOND
INDIVIDUAL DOING BUSINESS IN HIS OWN NAME

SIGNATURE OF CONTRACTOR (Principal)

Name of Contractor _____
Print or type Individual name

Address as prequalified

Signature of Contractor _____
Individually

Print or type Signer's name

Signature of Witness

Print or type Signer's name

CONTRACT PERFORMANCE BOND
PARTNERSHIP

SIGNATURE OF CONTRACTOR (Principal)

Full name of Partnership

Address as prequalified

By _____
Signature of Partner

Print or type Signer's name

Signature of Witness

Print or type Signer's name

CONTRACT PERFORMANCE BOND
JOINT VENTURE (2) OR (3)
SIGNATURE OF CONTRACTORS (Principal)

Instructions to Bidders: **2 Joint Ventures**, Fill in lines (1), (2) and (3) and execute. **3 Joint Venturers** Fill in lines (1), (2), (3), (4) and execute. On Line (1), print or type the name of Joint Venture. On line (2), print or type the name of one of the joint venturers and execute below in the appropriate manner required by Article 102-8 of the *NCDOT Standard Specifications*. On Line (3), print or type the name of second joint venturer and execute below in the appropriate manner required by said article of the Specifications. On Line (4), print or type the name of the third joint venturer, if applicable and execute below in the appropriate manner required by said article of the Specifications. This form of execution must be strictly followed.

(1) _____
Name of Joint Venture

(2) _____
Name of Contractor

Address as prequalified

_____ By _____
Signature of Witness or Attest Signature of Contractor

_____ _____
Print or type Signer's name Print or type Signer's name

If Corporation, affix Corporate Seal

and

(3) _____
Name of Contractor

Address as prequalified

_____ By _____
Signature of Witness or Attest Signature of Contractor

_____ _____
Print or type Signer's name Print or type Signer's name

If Corporation, affix Corporate Seal

and

(4) _____
Name of Contractor (for 3 Joint Venture only)

Address as prequalified

_____ By _____
Signature of Witness or Attest Signature of Contractor

_____ _____
Print or type Signer's name Print or type Signer's name

If Corporation, affix Corporate Seal

Contract No.
County

BUNCOMBE

Rev. 4-19-11

CONTRACT PERFORMANCE BOND

Attach certified copy of Power of Attorney to this sheet

LETTER OF INTENT TO PERFORM AS A SUBCONTRACTOR

CONTRACT:	NAME OF BIDDER:
------------------	------------------------

The undersigned intends to perform work in connection with the above contract upon execution of the bid and subsequent award of contract by the Local Public Agency as:

Name	of	MBE/WBE/DBE	Subcontractor _____
_____		Address _____	
_____		City _____	State _____
_____		Zip _____	

Please check all that apply:
Minority Business Enterprise (MBE) _____
Women Business Enterprise (WBE) _____
Disadvantaged Business Enterprise (DBE) _____

The MBE /WBE /DBE status of the above named subcontractor is certified by the North Carolina Department of Transportation. The above named subcontractor is prepared to perform the described work listed on the attached MBE/WBE/DBE Commitment Items sheet, in connection with the above contract upon execution of the bid and subsequent award of contract by the Local Public Agency. The above named subcontractor is prepared to perform the described work at the estimated Commitment Total for Subcontractor Price identified on the MBE/WBE/DBE Commitment Items sheet and amount indicated below.

Commitment Total based on estimated Unit Prices and Quantities on the “attached” MBE/WBE/DBE Commitment Items sheet:

Amount \$ _____

The above named bidder and subcontractor mutually accepts the Commitment Total estimated for the Unit Prices and Quantities. This commitment total is based on estimated quantities only and most likely will vary up or down as the project is completed. Final compensation will be based on actual quantities of work performed and accepted during the pursuance of work. The above listed amount represents the entire dollar amount quoted based on these estimated quantities. No conversations, verbal agreements, and/or other forms of non-written representations shall serve to add, delete, or modify the terms as stated.

This document shall not serve in any manner as an actual subcontract between the two parties. A separate subcontractor agreement will describe in detail the contractual obligations of the bidder and the MBE/WBE/DBE subcontractor.

Affirmation

The above named MBE/ WBE/ DBE subcontractor affirms that it will perform the portion(s) of the contract for the estimated dollar value as stated above.

Name of MBE/ WBE/ DBE Subcontractor	Name of Bidder
Signature / Title	Signature / Title
Date	Date

LISTING OF DBE SUBCONTRACTORS

Sheet _____ of _____

Firm Name and Address	Item No.	Item Description	* Agreed upon Unit Price	** Dollar Volume of Item
Name Address				
Name Address				
Name Address				
Name Address				
Name Address				
Name Address				
Name Address				

* The Dollar Volume shown in this column shall be the Actual Price Agreed Upon by the Prime Contractor and the DBE subcontractor, and these prices will be used to determine the percentage of the DBE participation in the contract.

** Dollar Volume of DBE Subcontractor Percentage of Total Contract Bid Price:
 If firm is a Material Supplier Only, show Dollar Volume as 60% of Agreed Upon Amount from Letter of Intent.
 If firm is a Manufacturer, show Dollar Volume as 100% of Agreed Upon Amount from Letter of Intent.

LISTING OF DBE SUBCONTRACTORS			Sheet _____ of _____	
Firm Name and Address	Item No.	Item Description	* Agreed upon Unit Price	** Dollar Volume of Item
Name Address				
Name Address				
Name Address				
Name Address				
Name Address				
Name Address				

* The Dollar Volume shown in this column shall be the Actual Price Agreed Upon by the Prime Contractor and the DBE subcontractor, and these prices will be used to determine the percentage of the DBE participation in the contract.

**** Dollar Volume of DBE Subcontractor \$** _____

Percentage of Total Contract Bid Price _____ %

** Dollar Volume of DBE Subcontractor Percentage of Total Contract Bid Price:

If firm is a Material Supplier Only, show Dollar Volume as 60% of Agreed Upon Amount from Letter of Intent.

If firm is a Manufacturer, show Dollar Volume as 100% of Agreed Upon Amount from Letter of Intent.

City of Asheville

Subcontractor Payment Information

Submit with Invoice To: Invoice Coordinator
 North Carolina Department of Transportation
 Division / Branch
 Address
 Raleigh, NC XXXXX-XXXX

Firm Invoice No. Reference _____
 NCDOT PO / Contract Number _____
 WBS No. (State Project No.) _____
 Date of Invoice _____
 Signed _____

Invoice Line Item Reference	Payer Name	Payer Federal Tax Id	Subcontractor / Subconsultant/ Material Supplier Name	Subcontractor / Subconsultant / Material Supplier Federal Tax Id	Amount Paid To Subcontractor / Subconsultant / Material Supplier This Invoice	Date Paid To Subcontractor / Subconsultant / Material Supplier This Invoice
Total Amount Paid to Subcontractor Firms					\$ _____	

NOTE: - These documents are scanned into our Fiscal program. Please do not highlight or shade the figures.

I certify that this information accurately reflects actual payments made and the dates the payments were made to Subcontractors/
 Subconsultants/Material Suppliers on the above referenced project.

Signature _____

Title _____

Field	Instructions
<i>Subgrantee Letterhead / Name & Address Goes Here</i>	Enter the name and address of the company, firm, governmental entity or subgrantee requesting payment from the North Carolina Department of Transportation
Submit with Invoice To:	Update this section with the name and address of the NCDOT representative that is responsible for processing payment requests for your contracts.
Firm Invoice No. Reference	Enter the invoice number that was submitted to NCDOT that corresponds with the payment information contained on this form.
NCDOT PO / Contract Number	Enter the NCDOT Purchase Order or Contract number that corresponds with the information contained on this form.
WBS No. (State Project No.)	Enter the NCDOT WBS element number assigned to this project.
Date of Invoice	Enter the date of the invoice that was submitted for payment.
Signed	Enter the name of the person responsible for the validity of the information contained on this form.
Invoice Line Item Reference	Enter the invoice line item or pay item that the DBE payment information is related to. Enter the name of the company, firm, governmental entity or subgrantee that is responsible for paying the DBE subcontractor.
Payer Name	Enter the Federal Tax Identification number of the Payer (See Payer Name)
Payer Federal Tax Id	Enter the name of the DBE Subcontractor, Subconsultant or Material Supplier that is being paid for goods or services related to the NCDOT PO / Contract Number.
Subcontractor / Subconsultant/ Material Supplier Name	Enter the Federal Tax Identification number of the DBE Subcontractor, Subconsultant or Material Supplier that is being paid for goods or services related to the NCDOT PO / Contract Number.
Subcontractor / Subconsultant/ Material Supplier Federal Tax Id	Enter the amount paid to the DBE Subcontractor, Subconsultant or Material Supplier for the invoice referenced.
Amount Paid To Subcontractor / Subconsultant / Material Supplier This Invoice	Enter the date that the Subcontractor / Subconsultant / Material Supplier was paid for the items referenced on the invoice.
Date Paid To Subcontractor / Subconsultant / Material Supplier This Invoice	Enter the total payments made to all DBE Subcontractor / Subconsultant / Material Supplier for the invoice referenced.
Total Amount Paid to DBE Firms	

Subcontract Approval Form (SAF)

1. Complete the "Subcontract Approval Form" (Form SAF) for the Subcontractor and the 2nd Tier Subcontractor on one form. Additional items of work can be entered on the "Subcontract Approval Form Attachment". If there is more than one 2nd Tier Subcontractor, the information should be listed on the "Subcontract Approval Form - Additional 2nd Tier" (SAF - Additional 2nd Tier).

2. Reporting Number is the Fiscal Vendor Number for Contractors and Subcontractors. This number can be found in the NCDOT Directory of Transportation Firms - Prequalified Bidders and Subcontractors. Use the following web address to access the list of Prequalified Bidders and Subcontractors.

<https://partner.ncdot.gov/VendorDirectory/default.html>

Enter the name of your subcontractor and hit "Submit". If the firm is prequalified to perform work for NCDOT, the firm's information will be shown on the screen. Click on the firm's name to access the Reporting Number.

3. If retainage is being withheld for the Subcontractor or 2nd Tier Subcontractor place an "X" in the box under the column titled "Retainage."

4. When the proposed Subcontractor or 2nd Tier Subcontractor is a certified DBE, MBE, or WBE Subcontractor, select the appropriate certification from the drop down list. When the proposed Subcontractor is not a certified DBE, MBE, or WBE subcontractor, select "NONE" from the drop down list.

5. Partial Item of Work and Portion of Work

Partial Item of Work is defined as a Subcontractor performing part of the work associated with a line item, such as hauling asphalt or tying steel. The partial item of work should be indicated by the symbol (♦). The work associated with the contract line item to be performed by the Subcontractor shall be identified.

Portion of Work is defined as a Subcontractor performing all the work associated with a line item, but only a portion of the contract quantity. An example is grading from Station 225+00 - L- to the end of the project. The portions of work should be indicated by the symbol (●). The physical limits of the sublet quantity shall be identified.

The Contractor may designate a subcontracted item of work as both a portion and a partial. (Example: Contractor is subcontracting hauling of unclassified excavation to multiple trucking contractors.) If the item of work is designated as both a portion and a partial the unit price shall be less than the contract unit price **and** the quantity shall be less than the contract quantity.

6. Sub or 2nd Tier - Designate if the work for the associated line item will be performed by a Subcontractor or a 2nd Tier Subcontractor. This must be completed to correctly calculate the Subcontract Amount.

7. Units of Measure (UOM) shown on the Subcontract Approval Form (SAF) shall be the same as those shown in the Department's contract. Any conversions that are necessary to satisfy this requirement shall be the responsibility of the Contractor. The Converted Price (CP) shall be denoted with an asterisk (*). **(Examples of converting units of measure can be found in the HiCAMS User Guide, Chapter 2, Section 8A. Use the following link to view the examples.)**

<https://connect.ncdot.gov/projects/construction/Pages/HiCAMS-Manual.aspx>

8. DBE/MBE/WBE Unit Price - This unit price should only be completed for DBE/MBE/WBE Subcontractors. Enter a DBE/MBE/WBE Unit Price for the items of work performed by any certified DBE/MBE/WBE. Use the chart below to determine if a DBE/MBE/WBE Unit Price shall be entered for the line item, based on the certification of the firm.

Subcontractor	2nd Tier	Enter DBE/MBE/WBE Unit Price For
Certified	None	Subcontractor
Certified	Certified	Subcontractor
None	Certified	2nd Tier

The DBE/MBE/WBE Unit Price must be the negotiated unit or lump sum price agreed upon between the Contractor and the Subcontractor, **unless the Contractor is entering a Converted Price**. Indicating a Converted Price acknowledges that the price shown is not the actual price, but an approximate value used for calculating the Sublet Amount as reasonably close as possible. It can be higher, lower or equal to the contract bid price.

9. DBE/MBE/WBE Sublet Amount is the DBE/MBE/WBE Unit Price multiplied by the Quantity. For committed firms, the DBE/MBE/WBE Sublet Amount shall be the same or higher than the amount listed in the contract.
10. Subcontract Unit Price - The Subcontract Unit Price must be the same as the contract unit price unless the Subcontractor is performing a partial item of work. When a partial item of work is sublet, the unit price must be less than the contract unit price. When only a portion of the quantity of an item is sublet, the unit price shall be the same as the contract unit price. If an item of work is designated as both a partial and a portion, refer to Item 5 of these instructions. A Subcontract Unit Price must be entered for every line item, including an item of work performed by a DBE/MBE/WBE Subcontractor.
11. The Total Subcontract Amount is the Subcontract Unit Price multiplied by the Quantity.
12. The Subcontract Amount is the amount subcontracted by the Contractor. The amount is used to determine the percent of work performed by the Prime Contractor. (Refer to Article 108-6 of the Standard Specifications for subletting percentages.) The Subcontract Amount is calculated by summing the Total Subcontract Amounts for the Subcontractor. Any items listed on the Attachment sheet for the Subcontractor is also included in the Subcontract Amount. The line items for 2nd Tier Subcontractor(s) are not included.
13. When any item requested to be sublet has been previously included in an approved subcontract, the following statement shall be included above the listing of these items: "The following items are being deleted from "Subcontract Request Number_____."
14. The Contractor, Subcontractor and 2nd Tier Subcontractor shall sign the original Subcontract Approval Form and the Contractor shall submit the form to the Resident Engineer.

Sublet Percentages

FOR USE BY NCDOT PERSONNEL (for non HiCAMS contracts)

The following is the process used to calculate the Sublet Percentages after the approval of each subcontract. The fields will not populate, this process should be hand calculated.

(1) Total Original Contract Amount _____	(5) Difference $\{1-(2+3)\}$ _____
(2) Specialty Items Sublet _____	(6) Percent by Prime $\{(1-4)/5\}$ _____
(3) Non-spec. Items Sublet to DBE/MBE/WBE _____	(7) Threshold Check $\{(1-4)/(1-2)\}$ _____
(4) Total Sublet (Grand Total) _____	

**STATE OF NORTH CAROLINA
E-VERIFY AFFIDAVIT
CITY OF ASHEVILLE**

NOW COMES Affiant, first being sworn, deposes and says as follows:

1. I have submitted a bid for contract or desire to enter into a contract with the CITY OF ASHEVILLE;

2. As part of my duties and responsibilities pursuant to said bid and/or contract, I attest that I am aware of and in compliance with the requirements of E-Verify, Article 2 of Chapter 64 of the North Carolina General Statutes, to include (mark which applies):

After hiring an employee to work in the United States I verify the work authorization of said employee through E-Verify and retain the record of the verification of work authorization while the employee is employed and for one year thereafter; or

I employ less than twenty-five (25) employees in the State of North Carolina.

3. As part of my duties and responsibilities pursuant to said bid and/or contract, I attest that to the best of my knowledge any subcontractors employed as a part of this bid and/or contract are in compliance with the requirements of E-Verify, Article 2 of Chapter 64 of the North Carolina General Statutes, to include (mark which applies):

After hiring an employee to work in the United States the subcontractor verifies the work authorization of said employee through E-Verify and retain the record of the verification of work authorization while the employee is employed and for one year thereafter; or

Employ less than twenty-five (25) employees in the State of North Carolina.

Specify subcontractor: _____

This the _____ day of _____, 201█.

Affiant

Sworn to and subscribed before me, this the _____ day of _____, 201█.

[OFFICIAL SEAL]

_____, Notary Public

My Commission Expires: _____

City of Asheville, North Carolina
 Contractors Sales and Use Detail Tax Report (must accompany each payment application)

Contractor: _____ Payment Application No.: _____

Project: _____ For Period: _____

Invoice Date	Vendor Name	Invoice Number	Invoice Total including Tax	State Tax Paid	County Tax Paid	Total Paid	County of Sale
						\$ -	
						\$ -	
						\$ -	
						\$ -	
						\$ -	
						\$ -	
						\$ -	
						\$ -	
						\$ -	
						\$ -	
						\$ -	
						\$ -	
						\$ -	
						\$ -	
						\$ -	
						\$ -	
Grand Total			\$ -	\$ -	\$ -	\$ -	

If this is an out-of-state vendor, the County of Sale should be the county to which the merchandise was shipped.

I certify that the above figures do not include any tax paid on supplies, tools and equipment which were used to perform this contract and only includes those building materials, supplies, fixtures and equipment which actually became a part of or annexed to the building or structure. I certify that, to the best of my knowledge, the information provided here is true, correct, and complete.

This the _____ day of _____

 Notary Public

My Commission Expires: _____

Seal

 Signed

 Owner or Officer
 Print or Type Signed Name of Above

NOTE: This certified statement may be subject to audit.

Instructions for Completing Contractors Sales and Use Detail Tax Report

The City of Asheville is eligible for a refund of NC sales and/or use taxes paid in North Carolina by the City's contractors ("contractors" hereinafter also refers to sub-contractors) on purchases of building materials, supplies, fixtures and equipment which become a part of or are annexed to any building or structure being erected, altered or repaired under contract with the City. Contractors shall include and must pay all taxes imposed by governmental authorities which are applicable to the contract work. Examples of property on which sales and use tax has been paid by the contractor for which the contractor shall not include on this schedule are scaffolding, forms for concrete, fuel for the operation of machinery and equipment, tools, equipment repair parts and equipment rentals, blueprints, etc, or any other items which do not become a part of or are not annexed to the building or structure being erected, altered, or repaired.

The general contractor is responsible for obtaining the Contractors Sales and Use Detail Tax Report from its subcontractors. Each payment application must be accompanied with a certified Contractors Sales and Use Detail Tax Report. If no purchases of building materials, supplies, fixtures and equipment occurred in which sales and use tax was paid for a period covering a payment application, the contractor shall file a negative report indicating "**No State or County Sales Tax Paid**".

Contractor: The name of your company.

Project: The name of the project, or the City Contract Number.

Payment Application No.: The numerical sequence associated with the pay application (i.e. 1, 2, 3, etc.)

For Period: The beginning and ending period stated as month/day/year

Invoice Date: The date the materials were purchased.

Vendor Name: The vendor's name.

Invoice Number: The vendor's invoice number.

Invoice Total: The sum of the invoice to include State Tax and County Tax.

State Tax Paid: The North Carolina State tax, currently 5.75% of the item cost.

County Tax Paid: The County tax, currently 2.00 to 2.25% of the item cost (Buncombe currently 2.00%).

Total Tax Paid: The sum of State Tax and County Tax

County Name: County where material was purchased and sales tax paid, e.g., Buncombe, Haywood, Mecklenburg, etc.

The owner or an officer of the company must certify that the statement is correct. The signature should also be notarized.

DRUG-FREE WORKPLACE CERTIFICATION

_____, Contractor with the City of Asheville for
(Contractor's name)
the project known as _____, certifies that the City's
Drug-Free Workplace Policy, as set forth in the Bid Documents ("Policy"), has been
reviewed by or explained to the officers, agents and employees of _____
_____, and _____
(Contractor's name)

hereby agrees that the Policy is a part of the Contract and _____
(Contractor's name)

further certifies that _____ will comply with the
requirements thereof.

This the _____ day of _____, 20__ .

Attest: _____
Contractor's Name

Secretary/Treasurer
(Corporate Seal) By: _____
President / Vice President

SWORN TO AND SUBSCRIBED before me this _____ day of _____, 20__.

Notary Public
My Commission Expires: _____



**North Carolina Department of Transportation
Product Evaluation Program
Bus Shelter
Structural Adequacy Document**



General Bus Shelter Submittal Information:

Date of Submission: _____

Company Name: _____

Contact Name: _____

Contact E-mail: _____

Product Name: _____

Dimensions (width x height): _____


Primary Material: _____

In order for a bus shelter to be placed within NCDOT Right of Way, a North Carolina Licensed Professional Engineer must seal, sign and date, verifying the following information:

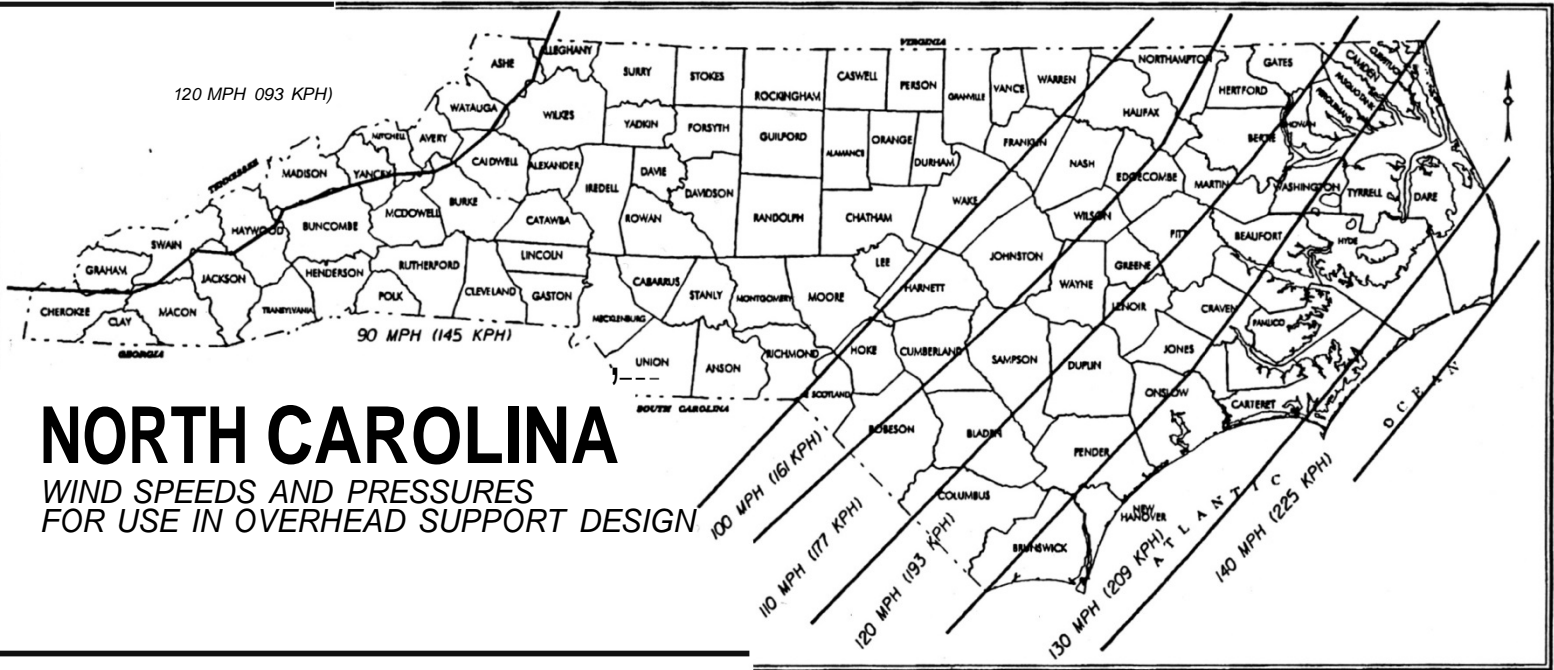
1. The bus shelter is correctly designed to withstand a maximum design wind velocity of _____ mph. (Reference the wind zone map on the following page.)
2. The bus shelter (considered to be a rigid, partially enclosed building) is correctly designed to resist all applicable loads in accordance with *ASCE/SEI 7: Minimum Design Loads for Buildings and Other Structures*.
3. The main wind force resisting system (MWFRS) for the bus shelter is correctly designed in accordance with the *AASHTO Standard Specifications for Structural Support for Highway Signs, Luminaires and Traffic Signals*.

As a Licensed Professional Engineer in the state of North Carolina, I verify the three statements noted above.

*As part of the encroachment process, the site specific soil conditions of each bus shelter within NCDOT Right of Way must be evaluated by a Professional Engineer licensed in the state of NC to verify that the foundation is designed according to current AASHTO or ACI requirements. Additionally, as a minimum, the bus shelter foundation and connections must satisfy the manufacturer's recommendations.



Seal of NC Licensed PE



NORTH CAROLINA

WIND SPEEDS AND PRESSURES
FOR USE IN OVERHEAD SUPPORT DESIGN

CONTRACTOR/VENDOR FINAL RELEASE AND LIEN WAIVER

The undersigned represents and warrants that it has been paid and has received (or that it will be paid and will receive via proceeds from this pay application) \$_____ as full and final settlement under the contract/agreement dated _____ (including any amendments or modifications thereto) (the "**Contract**") between the undersigned and _____ ("**Contractor/Vendor**") for the _____ Project owned by the City of Asheville ("**Owner**")

In consideration for this final payment, and other good and valuable consideration, receipt of which is acknowledged, the undersigned makes the following representations and warranties:

1. The undersigned and Owner have fully settled all terms and conditions of the Contract (including any amendments or modifications thereto), as well as any other written or oral commitments, agreements, and/or understandings in connection with the Project.

2. The undersigned has been paid in full (or it will be paid in full via proceeds from this pay application) for the labor, services, and materials in connection with the Contract, including all work performed or any materials provided by its subcontractors, vendors, suppliers, materialmen, laborers, or other persons or entities.

3. The undersigned has paid in full (or it will pay in full via proceeds from this pay application) all its subcontractors, vendors, suppliers, materialmen, laborers, and other person or entity providing services, labor, or materials to the Project; there are no outstanding claims, demands, or rights to liens against the undersigned, the Project, or the Owner in connection with the Contract on the part of any person or entity; and no claims, demands, or liens have been filed against the undersigned, the Project, or the Owner relating to the Contract.

4. The undersigned releases and discharges Owner from all claims, demands, or causes of action (including all lien claims and rights) that the undersigned has, or might have, under any present or future law, against Owner in connection with the Contract. The undersigned hereby specifically waives and releases any lien or claim or right to lien in connection with the Contract against Owner, Owner's property, and the Project, and also specifically waives, to the extent allowed by law, all liens, claims, or rights of lien in connection with the Contract by the undersigned's subcontractors, materialmen, laborers, and all other persons or entities furnishing services, labor, or materials in connection with the Contract.

5. The undersigned shall indemnify, defend, and hold harmless Owner from any action, proceeding, arbitration, claim, demand, lien, or right to lien relating to the Contract, and shall pay any costs, expenses, and/or attorneys' fees incurred by Owner in connection therewith.

The undersigned makes the foregoing representations and warranties with full knowledge that Owner shall be entitled to rely upon the truth and accuracy thereof.

DATED: _____

(CONTRACTOR/VENDOR COMPANY NAME)

By: _____

Title:

STATE OF
COUNTY OF

I, a Notary Public for the above County and State, certify that _____ personally came before me this day and acknowledged that he/she is _____ [title] of _____ [company name], and that he/she, as _____ [title], being authorized to do so, executed the foregoing on behalf of _____ [company name].

Witness my hand and notarial seal this _____ day of _____, 20_____

Notary Public

Printed Name: _____

My Commission Expires: _____

NOTICE: THIS DOCUMENT WAIVES RIGHTS UNCONDITIONALLY AND STATES THAT YOU HAVE BEEN PAID FOR GIVING UP THOSE RIGHTS. THIS DOCUMENT IS ENFORCEABLE AGAINST YOU IF YOU SIGN IT, EVEN IF YOU HAVE NOT BEEN PAID.