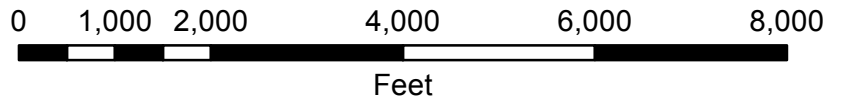
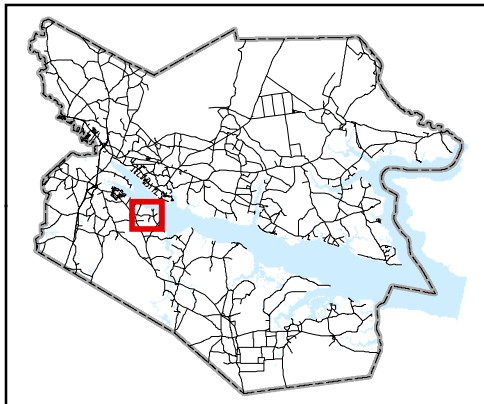


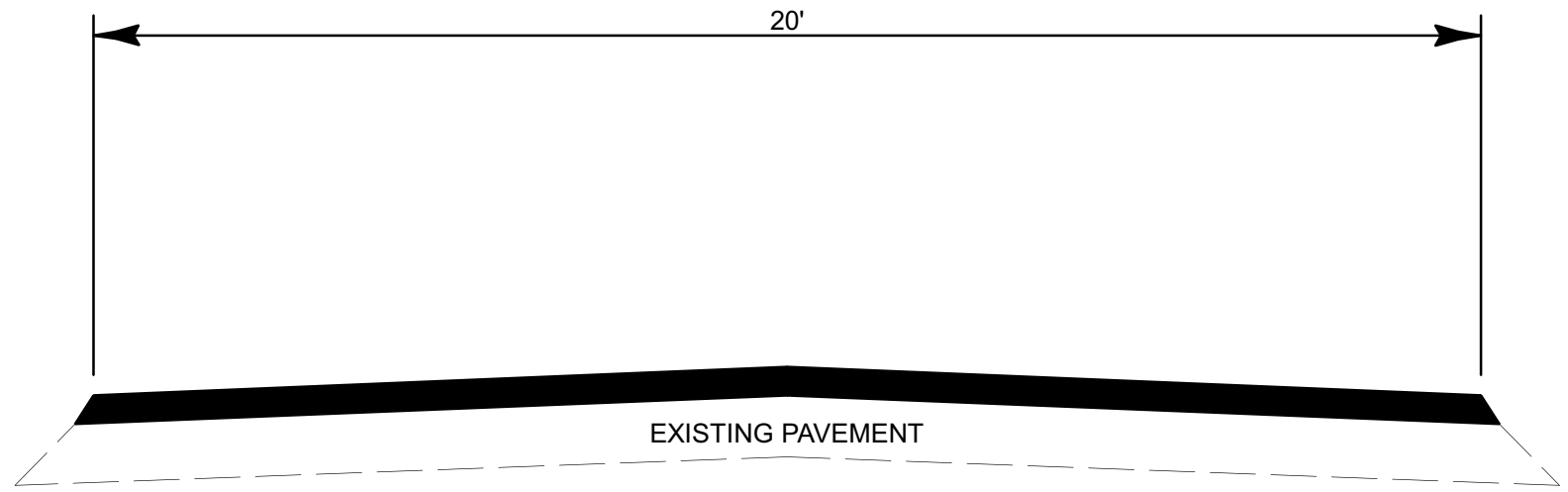
# Project 2C.007120

## Map 1



### SR 1121 "Camp Hardee Rd" Beaufort County

PROJECT NO. 2C.007120	SHEET NO.	TOTAL SHEETS



TYPICAL SECTION NO. 1

PAVEMENT SCHEDULE	
C1	PROPOSED APPROX 1.5" ASPH SURF CRS TYPE SF9.5A AT AN AVERAGE RATE OF 165 LBS/SY
V1	PROPOSED CONDITION EXISTING BASE

PROJECT NO.	SHEET NO.	TOTAL NO.
2C.007120		

**SUMMARY OF QUANTITIES**

PROJECT NO	COUNTY	MAP NO	ROUTE	DESCRIPTION	TYP NO	LANES	FINAL SURFACE TESTING REQUIRED	WARM MIX ASPHALT REQUIRED	LENGTH MI	WIDTH FT	CONDITIONING EXISTING BASE MSY	ASPHALT CONC SURFACE COURSE, TYPE SF9.5A TON	ASPHALT BINDER FOR PLANT MIX TON
2C.007120	Beaufort	1	SR1121	CAMP HARDEE ROAD FROM SR 1119 TO END	1	2	NO	NO	0.7	20	8.45	740	50
<b>TOTAL FOR MAP NO. 1</b>									<b>0.7</b>		<b>8.45</b>	<b>740</b>	<b>50</b>
<b>TOTAL FOR PROJ NO. 2C.007120</b>									<b>0.7</b>		<b>8.45</b>	<b>740</b>	<b>50</b>
<b>GRAND TOTAL</b>									<b>0.7</b>		<b>8.45</b>	<b>740</b>	<b>50</b>