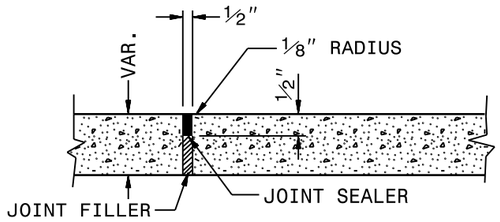

SHOWING EXPANSION JOINT

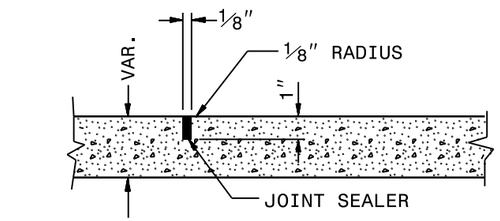

SHOWING GROOVED JOINT

PARTIAL LONGITUDINAL SECTIONS OF PAVED ISLANDS

NOTE:

WHEN MONOLITHIC CONCRETE ISLAND IS ON TOP OF SURFACE COURSE, DRIVE 40d SPIKES INTO SURFACE UNDER MONOLITHIC CONCRETE ISLAND. STAGGER SPIKES ON 2′ CENTERS EACH WAY.

IN THE CONCRETE PAVEMENT (ISLAND) AND CONCRETE ISLAND (MONOLITHIC) PLACE ½″ EXPANSION JOINTS AT 30′ INTERVALS AND GROOVED JOINTS 1″ DEEP AT 10′ INTERVALS BETWEEN EXPANSION JOINTS.

LINE UP THE JOINTS IN THE CONCRETE PAVEMENT (ISLAND) WITH THE JOINTS IN THE CURB OR CURB AND GUTTER. FILL AND SEAL THE TOP ½″ OF THE EXPANSION JOINTS AND THE ENTIRE DEPTH OF GROOVED JOINTS WITH JOINT SEALER.

FOR JOINTS IN THE CURB AND/OR CURB AND GUTTER, SEE STANDARD NO. 846.01

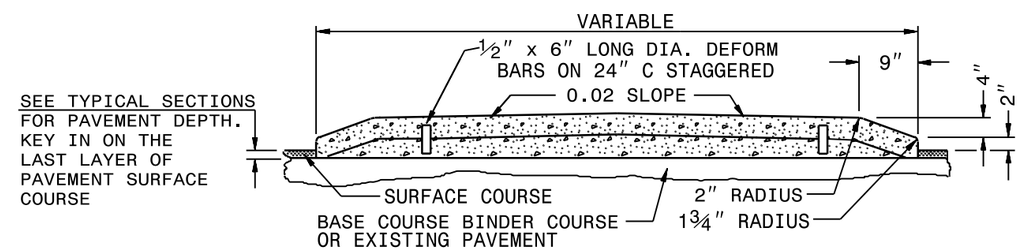

6″ MONOLITHIC CONCRETE ISLAND COVER(KEYED IN) ON ASPHALT CONCRETE PAVEMENT

8/17/99
REVISIONS
24-APR-2015 09:35
S:\Bridge Replacement Program\Resurfacing\DE00196 - US264A RESURFACING\Contract Documents\US 264A_PSH_.dgn
Filename