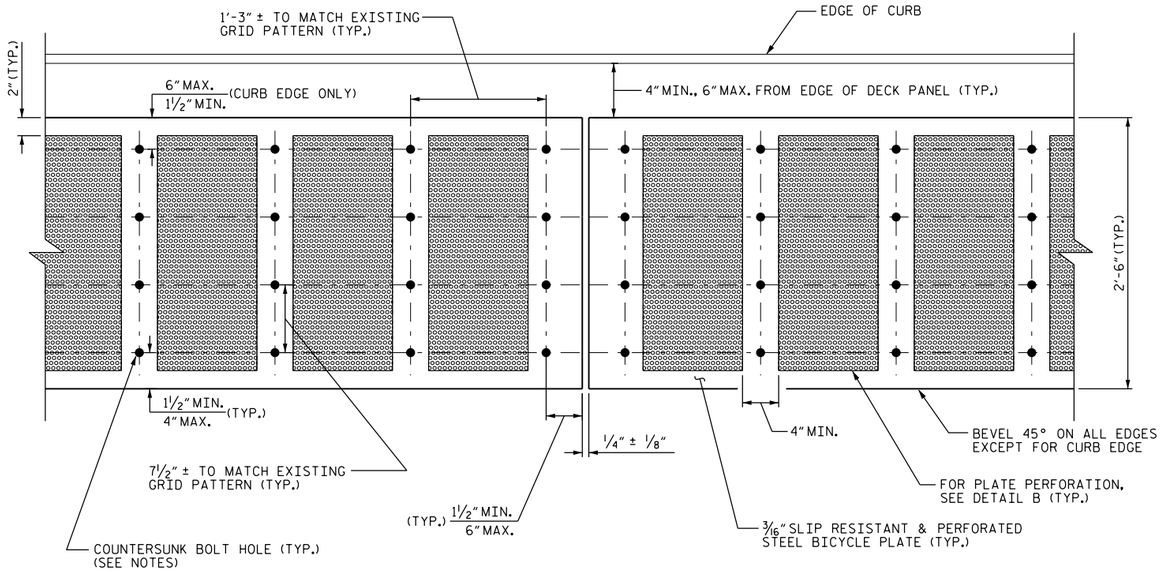

BICYCLE PLATE DETAILS

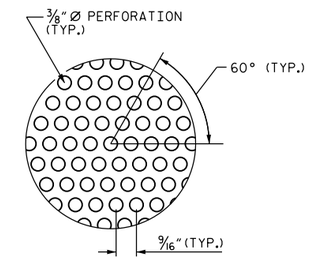

DETAIL B

BICYCLE PLATE & FASTENER NOTES

THE BICYCLE PLATE AND ANCHOR PLATE SHALL BE AASHTO M270 GRADE 36 OR APPROVED EQUAL.

ALL BOLTS SHALL CONFORM TO ASTM A449.

ALL NUTS SHALL CONFROM TO ASTM A563.

CHASE THREADS OF NUTS AFTER WELDING.

THE DISTANCE BETWEEN THE BICYCLE PLATE AND THE EDGE OF THE DECK PANEL SHOULD VARY NO MORE THAN ½" BETWEEN INDIVIDUAL PLATES AND NO MORE THAN 1" OVER THE LENGTH OF ALL BICYCLE PLATES.

TENSION BOLTS TO 400 LBS. OF TENSION.

COUNTERSUNK HOLES SHALL BE FABRICATED TO INDUSTRY STANDARD TO ACCEPT THE SPECIFIED FASTENERS.

COATING NOTES

ALL CONNECTION HARDWARE SHALL BE HOT DIPPED GALVANIZED IN ACCORDANCE WITH THE STANDARD SPECIFICATIONS AND THESE PLANS.

ANCHOR PLATES SHALL BE HOT DIPPED GALVANIZED FOLLOWING WELDING OF ANCHOR NUT.

THE TOP SURFACE OF THE BICYCLE PLATES SHALL BE COATED WITH AN ANTI-SLIP MARTENISTIC STEEL SURFACE. THE ANTI-SLIP SURFACE SHALL CONSIST OF A RANDOM HATCH MATRIX COVERING THE ENTIRE TOP SURFACE OF THE BICYCLE PLATES WITH EXCEPTION FOR THE AREAS SURROUNDING THE FASTENERS.

THE HARDNESS OF THE SURFACE COATING SHALL BE A MINIMUM OF 55 ON THE ROCKWELL C SCALE WHEN TESTED IN ACCORDANCE WITH ASTM E140 & E384.

THE BOND STRENGTH OF THE SURFACE COATING TO SUBSTRATE SHALL BE A MINIMUM OF 4,000 PSI TESTED IN ACCORDANCE WITH ASTM C633.

THE MINIMUM COEFFICIENT OF FRICTION OF THE ANTI-SLIP SURFACE SHALL BE 0.6.

THE UL LISTING SHALL CORRESPOND TO UL 410 SLIP RESISTANT.

THE BICYCLE PLATES SHALL BE HOT-DIPPED GALVANIZED IN ACCORDANCE WITH THE STANDARD SPECIFICATIONS AFTER FABRICATION AND APPLICATION OF SLIP RESISTANT COATING.

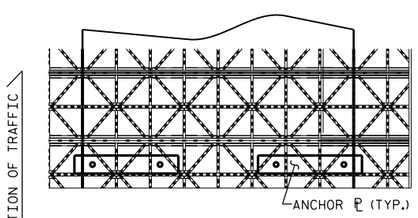

UNDERSIDE PLAN

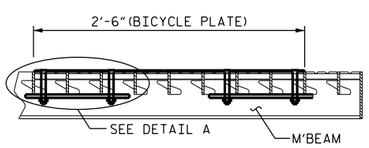

ELEVATION

ATTACHMENT DETAIL

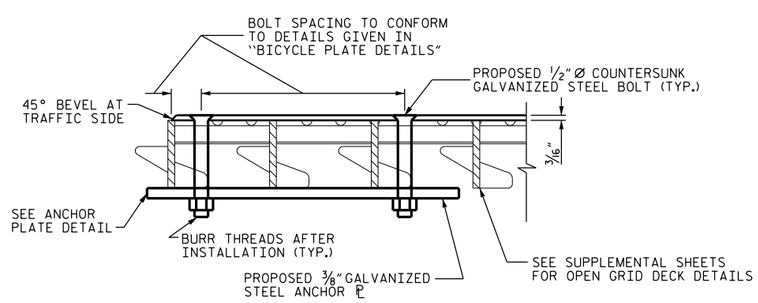

DETAIL A

*FULL GRID DECK NOT SHOWN FOR CLARITY

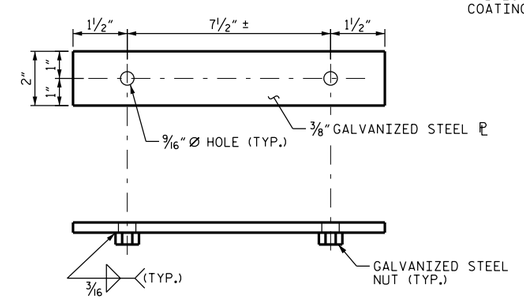

ANCHOR PLATE DETAIL

PROJECT NO. W-5601CK

NEW HANOVER COUNTY

BRIDGE NO. 12

SHEET 2 OF 2

DocuSigned by:
W. Matthew Clarke
1EB20097EAAF437...

1/13/2016

NORTH CAROLINA PROFESSIONAL SEAL 40257 ENGINEER W. MATTHEW CLARKE

STATE OF NORTH CAROLINA
DEPARTMENT OF TRANSPORTATION
RALEIGH

BICYCLE PLATE DETAILS

REVISIONS						SHEET NO.
NO.	BY:	DATE:	NO.	BY:	DATE:	S-2
1			3			TOTAL SHEETS
2			4			2

DRAWN BY : W.M. CLARKE DATE : 11/15
CHECKED BY : G. DICKEY DATE : 11/15

11-JAN-2016 15:21
S:\DPGI\PRS\New Hanover 12\W-5601CK PLANS.dgn
wmclarke