



ROY COOPER
Governor

MICHAEL L. HOLDER
Acting Secretary

January 10, 2017

Addendum No. 1

RE: **DD00197**

To Whom It May Concern:

Reference is made to the above-mentioned project. The following changes/additions/deletions have been made:

1. A pay item has been added for "Grooving Bridge Floors". The EBS file has been updated with the additional pay item. Plansheet S-1 has been revised to reflect the addition of the pay item for "Grooving Bridge Floors". Please replace sheet S-1 in the structure plans with the attached plansheet. Please replace sheets 114-115 of the Proposal with the attached bid item sheets.

This sheet and attachments shall be made a part of the plans and bid documents and shall be submitted with the bid. Bids submitted without the addenda and attachments will be considered non-responsive.

If there are any questions, please contact me at (252) 237-6164

Sincerely,

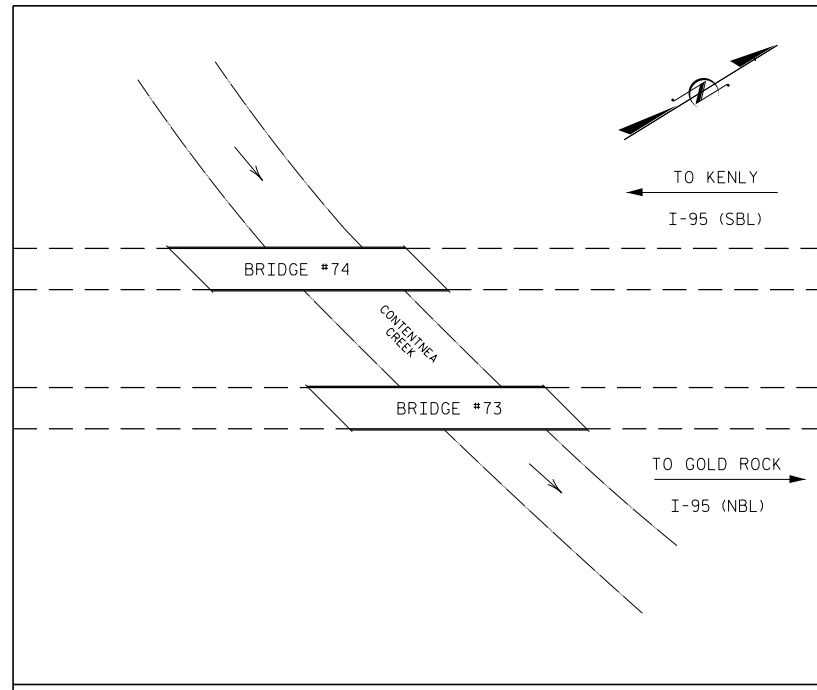
DocuSigned by:

1EB20097EAAF437...

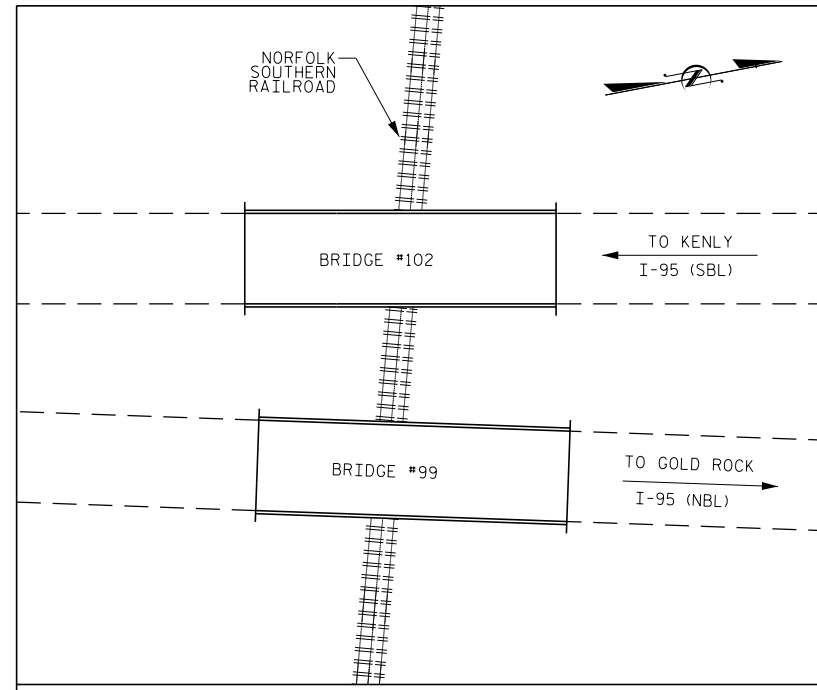
W. Matthew Clarke
Division Four Project Manager

WMC/
Attachment

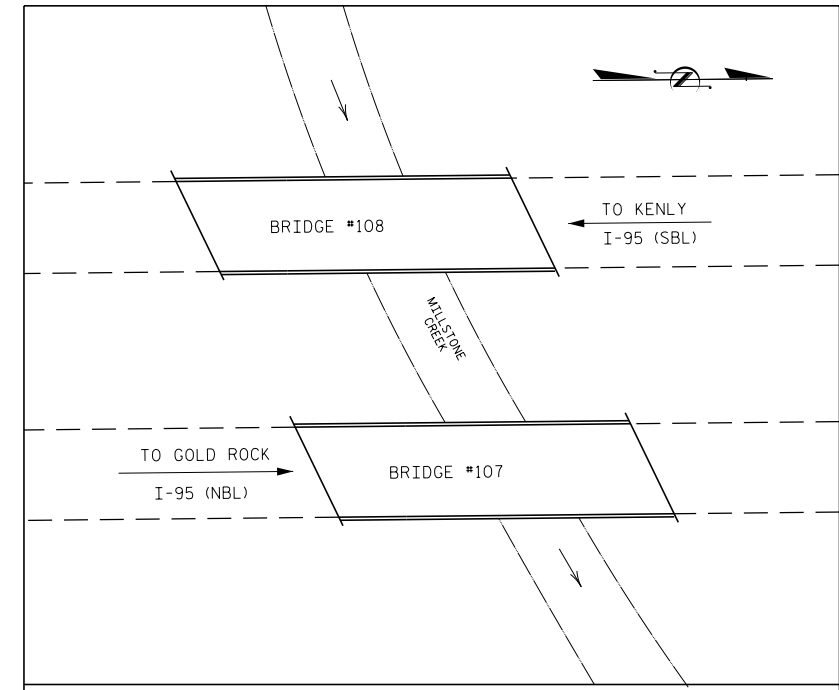




BRIDGES 73 & 74 LOCATION SKETCH



BRIDGES 99 & 102 LOCATION SKETCH



BRIDGES 107 & 108 LOCATION SKETCH

TOTAL BILL OF MATERIAL

BRIDGE NO.	INCIDENTAL MILLING	GROOVING BRIDGE FLOORS	CONCRETE REPAIRS	CLASS A CONCRETE	POLYESTER POLYMER CONCRETE MATERIALS	PLACING & FINISHING PPC OVERLAY	#57 STONE	PARTIAL REMOVAL OF EXISTING STRUCTURE	* CONCRETE DECK REPAIR FOR PPC OVERLAY	STEEL PLATE	SILICONE JOINT SEALANT	GEOTEXTILE FOR DRAINAGE
	SQ. YD.	SQ. FT.	CU. FT.	CU. YD.	CU. YD.	SO. YD.	TON	LUMP SUM	SO. YD.	LN. FT.	LUMP SUM	SO. YD.
73	916	13,491	--	--	56	1608	--	--	7.0	48	LUMP SUM	--
74	534	13,491	--	--	56	1608	--	--	7.0	48	LUMP SUM	--
99	534	6,581	--	--	27	778	--	--	5.0	48	LUMP SUM	--
102	534	6,574	--	--	27	777	--	--	10.0	48	LUMP SUM	--
107	534	8,415	1.0	4.1	34	987	6.1	LUMP SUM	5.0	48	LUMP SUM	36.7
108	534	7,182	1.0	2.7	30	850	4.1	LUMP SUM	5.0	48	LUMP SUM	24.4
TOTAL	3,586	55,734	2.0	6.8	230	6,608	10.2	LUMP SUM	39.0	288	LUMP SUM	61.1

GENERAL NOTES:

INFORMATION INDICATED ON THE LOCATION SKETCH SHALL BE CONSIDERED GENERAL INFORMATION ONLY. CONTRACTOR SHALL CONFIRM, THROUGH OTHER SOURCES, SPECIFIC INFORMATION REGARDING THE BRIDGES, ROADWAYS, UTILITIES, THE SURROUNDING AREA, AND ANY OTHER ASPECTS THAT MAY BE NECESSARY TO PERFORM AND COMPLETE THE PROJECT.

EXISTING DIMENSIONS AND BRIDGE CONDITION ARE FROM BEST INFORMATION AVAILABLE. THE CONTRACTOR SHALL FIELD VERIFY THE INFORMATION SHOWN ON THE PLANS AND NOTIFY THE ENGINEER IF ACTUAL DIMENSIONS AND CONDITIONS DIFFER.

IT IS THE CONTRACTOR'S RESPONSIBILITY TO FOLLOW ALL STATE AND FEDERAL SAFETY REQUIREMENTS.

EXISTING JOINTS AND DECK DRAINS SHALL BE SEALED PRIOR TO BEGINNING SURFACE PREPARATION OF BRIDGE DECK.

THE CONTRACTOR SHALL PROVIDE A METHOD OF HANDLING UNEXPECTED BLOW THROUGH OF THE DECK.

LONGITUDINAL CONSTRUCTION JOINTS OF OVERLAYS SHALL BE LOCATED ALONG THE CENTERLINE OR EDGE OF TRAVEL LANES.


EXISTING BRIDGE CONCRETE DECK SHALL BE REPAIRED PRIOR TO THE SURFACE PREPARATION AND APPLICATION OF THE PPC OVERLAY, AT LOCATIONS SHOWN IN THE PLANS OR AS DETERMINED BY THE ENGINEER, IF NECESSARY. SUCH LOCATIONS MAY BE REPAIRED WITH PPC.

* CONCRETE DECK REPAIR FOR PPC OVERLAY IS NOT ANTICIPATED. A TOKEN AMOUNT IS INDICATED FOR PRICING PURPOSES, IN CASE UNANTICIPATED CONCRETE DECK REPAIR AREAS ARE ENCOUNTERED. SEE POLYESTER POLYMER CONCRETE DECK OVERLAY SPECIAL PROVISION FOR DECK REPAIR REQUIREMENTS.

FOR #57 STONE, SEE SPECIAL PROVISIONS.
 FOR SILICONE JOINT SEALANT, SEE SPECIAL PROVISIONS.
 FOR SUBMITTAL OF WORKING DRAWINGS, SEE SPECIAL PROVISIONS.
 FOR FALSEWORK AND FORMWORK, SEE SPECIAL PROVISIONS.
 FOR CRANE SAFETY, SEE SPECIAL PROVISIONS.
 FOR GROUT FOR STRUCTURES, SEE SPECIAL PROVISIONS.
 FOR CONTROL OF TRAFFIC AND LIMITS ON PHASING OF CONSTRUCTION, SEE TRANSPORTATION MANAGEMENT PLAN.
 FOR PARTIAL REMOVAL OF EXISTING STRUCTURE, SEE SPECIAL PROVISIONS.
 FOR STEEL PLATE, SEE SPECIAL PROVISIONS.
 FOR POLYESTER POLYMER CONCRETE BRIDGE DECK OVERLAY, SEE SPECIAL PROVISIONS.
 REPAIR LOCATIONS AND ESTIMATE OF QUANTITIES ARE GIVEN WITH THE BEST INFORMATION AVAILABLE. IF ADDITIONAL REPAIRS NOT SHOWN ON THE DRAWINGS ARE DEEMED NECESSARY BY THE ENGINEER, THE ENGINEER SHALL NOTE ON THE DRAWINGS THE APPROXIMATE LOCATION AND DESCRIPTION OF THE REPAIRS AND ADJUST THE ACTUAL QUANTITIES ENTERED INTO THE REPAIR QUANTITY TABLE.

PROJECT NO. I-5976
WILSON COUNTY
 BRIDGE NO. 73 & 74
99, 102, 107 & 108

DocuSigned by:



1/4/2017

STATE OF NORTH CAROLINA
 DEPARTMENT OF TRANSPORTATION
 RALEIGH
 GENERAL NOTES
 LOCATION SKETCHES
 &
 TOTAL BILL OF MATERIALS

REVISIONS						SHEET NO.
NO.	BY:	DATE:	NO.	BY:	DATE:	S-1
1			3			TOTAL SHEETS
2			4			48

DOCUMENT NOT CONSIDERED FINAL UNLESS ALL SIGNATURES COMPLETED

DRAWN BY : S. T. SANDOR / M. WELDON DATE : 08/2016
 CHECKED BY : W. M. CLARKE / W. SMITH DATE : 08/2016

County : Wilson

Line #	Item Number	Sec #	Description	Quantity	Unit Cost	Amount
STRUCTURE ITEMS						
0001	0000100000-N	800	MOBILIZATION	Lump Sum	L.S.	
0002	1524200000-E	610	ASPHALT CONC SURFACE COURSE, TYPE S9.5D	540 TON		
0003	1577000000-E	620	POLYMER MODIFIED ASPHALT BIN- DER FOR PLANT MIX	42 TON		
0004	1840000000-E	665	MILLED RUMBLE STRIPS (ASPHALT CONCRETE)	2,400 LF		
0005	4400000000-E	1110	WORK ZONE SIGNS (STATIONARY)	1,359 SF		
0006	4405000000-E	1110	WORK ZONE SIGNS (PORTABLE)	608 SF		
0007	4410000000-E	1110	WORK ZONE SIGNS (BARRICADE MOUNTED)	20 SF		
0008	4415000000-N	1115	FLASHING ARROW BOARD	8 EA		
0009	4420000000-N	1120	PORTABLE CHANGEABLE MESSAGE SIGN	13 EA		
0010	4430000000-N	1130	DRUMS	200 EA		
0011	4445000000-E	1145	BARRICADES (TYPE III)	72 LF		
0012	4480000000-N	1165	TMA	4 EA		
0013	4510000000-N	SP	LAW ENFORCEMENT	280 HR		
0014	4516000000-N	1180	SKINNY DRUM	20 EA		
0015	4810000000-E	1205	PAINT PAVEMENT MARKING LINES (4")	6,827 LF		
0016	4847100000-E	1205	POLYUREA PAVEMENT MARKING LINES (6", *****) (HIGHLY REFLECTIVE)	6,827 LF		
0017	4850000000-E	1205	REMOVAL OF PAVEMENT MARKING LINES (4")	1,000 LF		
0018	4900000000-N	1251	PERMANENT RAISED PAVEMENT MARKERS	13 EA		

County : Wilson

Line #	Item Number	Sec #	Description	Quantity	Unit Cost	Amount
0019	4905000000-N	1253	SNOWPLOWABLE PAVEMENT MARKERS	38 EA		
0020	8182000000-E	420	CLASS A CONCRETE (BRIDGE)	6.8 CY		
0021	8622000000-E	876	GEOTEXTILE FOR DRAINAGE	61.1 SY		
0022	8660000000-E	SP	CONCRETE REPAIRS	2 CF		
0023	8860000000-N	SP	GENERIC STRUCTURE ITEM PARTIAL REMOVAL OF EXISTING ST RUCTURE 107	Lump Sum	L.S.	
0024	8860000000-N	SP	GENERIC STRUCTURE ITEM PARTIAL REMOVAL OF EXISTING ST RUCTURE 108	Lump Sum	L.S.	
0025	8860000000-N	SP	GENERIC STRUCTURE ITEM SILICONE JOINT SEALANT	Lump Sum	L.S.	
0026	8867000000-E	SP	GENERIC STRUCTURE ITEM STEEL PLATE	288 LF		
0027	8874000000-E	SP	GENERIC STRUCTURE ITEM #57 STONE	10.2 TON		
0028	8881000000-E	SP	GENERIC STRUCTURE ITEM POLYESTER POLYMER CONCRETE MAT ERIALS	230 CY		
0029	8893000000-E	SP	GENERIC STRUCTURE ITEM CONCRETE DECK REPAIR FOR PPC O VERLAY	39 SY		
0030	8893000000-E	SP	GENERIC STRUCTURE ITEM INCIDENTAL MILLING	3,586 SY		
0031	8893000000-E	SP	GENERIC STRUCTURE ITEM PLACING & FINISHING PPC OVERLA Y	6,608 SY		
0032	8161000000-E	420	GROOVING BRIDGE FLOORS	55,734 SF		