DocuSign Envelope ID: D3C044AF-7E34-4D0A-A63F-163702E8D275

PROJECT REFERENCE NO.	SHEET NO.
C-5600H	ITS-12

DMS–2 GPS COORDINATES

N 35° 58.255′
W 77° 50.026′

DRAWING 1

NEW ELECTRICAL SERVICE EQUIPMENT

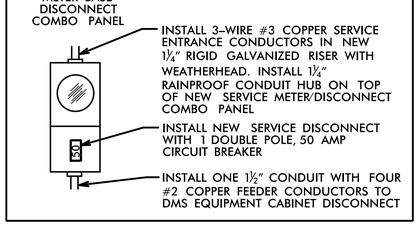

- INSTALL 3–WIRE #3 COPPER SERVICE ENTRANCE CONDUCTORS IN NEW 1¼″ RIGID GALVANIZED RISER WITH WEATHERHEAD. INSTALL 1¼″ RAINPROOF CONDUIT HUB ON TOP OF NEW SERVICE METER/DISCONNECT COMBO PANEL
- INSTALL NEW SERVICE DISCONNECT WITH 1 DOUBLE POLE, 50 AMP CIRCUIT BREAKER
- INSTALL ONE 1½″ CONDUIT WITH FOUR #2 COPPER FEEDER CONDUCTORS TO DMS EQUIPMENT CABINET DISCONNECT

DRAWING 2

NEW EQUIPMENT CABINET DISCONNECT

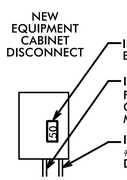

- INSTALL 1 DOUBLE POLE, 50 AMP CIRCUIT BREAKER FOR DMS
- INSTALL ONE 1½″ CONDUIT WITH FOUR #2 COPPER FEEDER CONDUCTORS FROM POLE–MOUNTED METER BASE/DISCONNECT COMBO PANEL
- INSTALL ONE 1″ CONDUIT WITH FOUR #8 COPPER FEEDER CONDUCTORS TO DMS EQUIPMENT CABINET

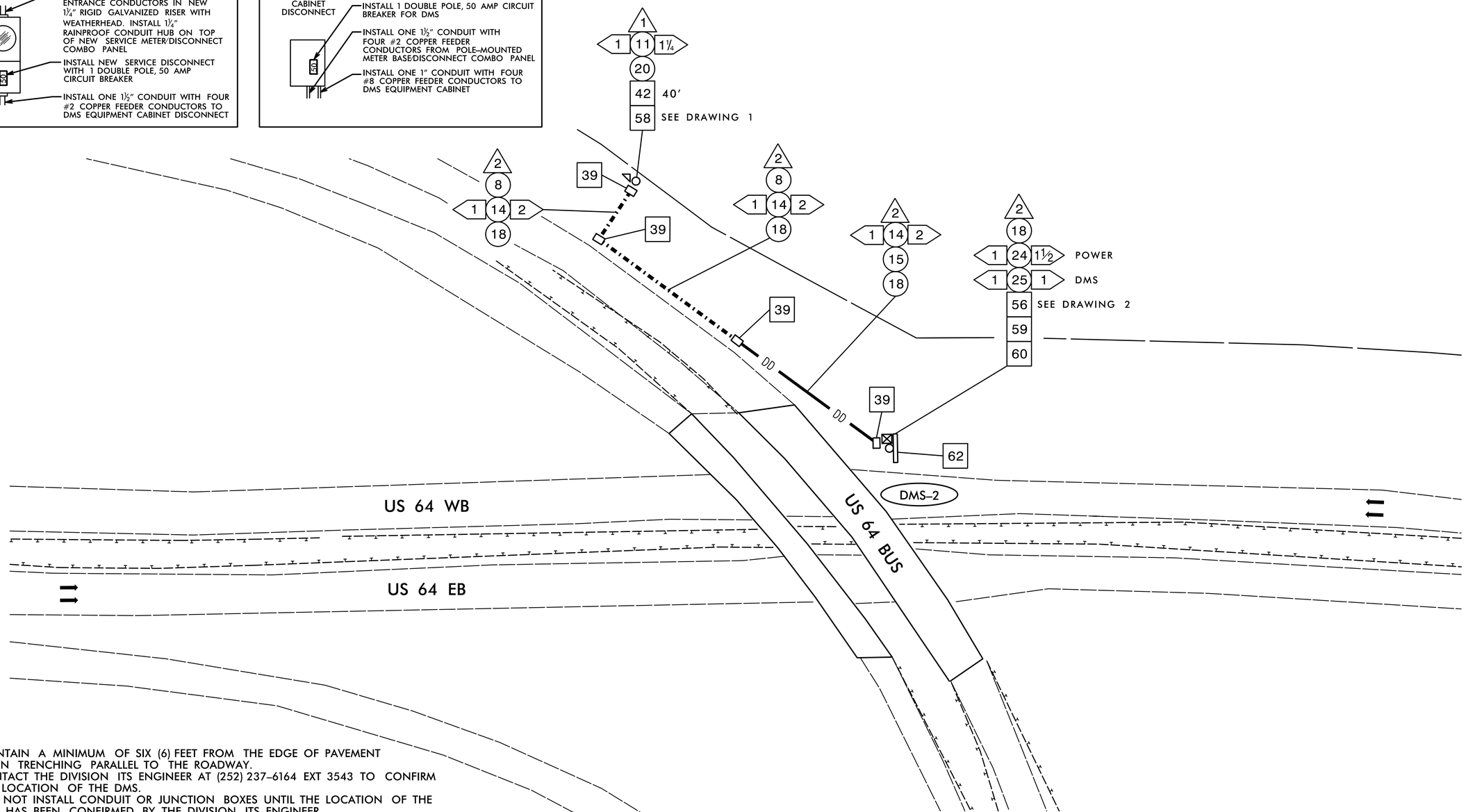

NOTES:

A. MAINTAIN A MINIMUM OF SIX (6) FEET FROM THE EDGE OF PAVEMENT WHEN TRENCHING PARALLEL TO THE ROADWAY.
B. CONTACT THE DIVISION ITS ENGINEER AT (252) 237–6164 EXT 3543 TO CONFIRM THE LOCATION OF THE DMS.
C. DO NOT INSTALL CONDUIT OR JUNCTION BOXES UNTIL THE LOCATION OF THE DMS HAS BEEN CONFIRMED BY THE DIVISION ITS ENGINEER.
D. INSTALL THE DMS STEEL POLE, FOUNDATION AND CABINET ASSEMBLY A MINIMUM OF 30′ FROM THE ROADWAY EDGE OF TRAVEL.
E. INSTALL A NEW DMS, WALKWAY, LADDER, AND POLE–MOUNTED CABINET ON THE NEW DMS STRUCTURE.
F. INSTALL A LEVEL CONCRETE TECHNICIAN PAD MEASURING A MINIMUM OF 4 INCHES THICK, 24 INCHES WIDE AND 36 INCHES LONG AT THE FRONT DOOR OF THE DMS EQUIPMENT CABINET. SEE TYPICAL DETAILS SHEET.
G. IT IS THE CONTRACTOR'S RESPONSIBILITY TO OBTAIN THE AVAILABLE FAULT CURRENT INFORMATION FROM THE POWER COMPANY FOR THE REQUIRED ELECTRICAL SERVICE AND PLACE A "FAULT CURRENT" STICKER INSIDE THE SERVICE DISCONNECT PANEL WITH THE DATE AND AVAILABLE FAULT CURRENT ON THE STICKER.
H. AT THE DIRECTION OF THE ENGINEER, PERFORM GRADING AS NEEDED WHERE GUARDRAIL, GUIDERAIL, POLE INSTALLATION AND DMS CONSTRUCTION WORK HAS BEEN PERFORMED.

HNTB
HNTB NORTH CAROLINA, P.C.
343 E. Six Forks Road, Suite 200
Raleigh, North Carolina 27609
NC License No: C-1554

DOCUMENT NOT CONSIDERED FINAL UNLESS ALL SIGNATURES COMPLETED

Plans Prepared for:
Transportation Mobility and Safety Division
STATE OF NORTH CAROLINA DEPARTMENT OF TRANSPORTATION
Intermodal Transportation & Safety Section
750 N. Greenfield Pkwy., Garner, NC 27529

SCALE 0 50 1″=50′

DMS-2

DIVISION 4 NASH CO. ROCKY MOUNT

PLAN DATE:	AUGUST 2016	REVIEWED BY:	J.A. WAGNER
PREPARED BY:	T.R. TERRELL	REVIEWED BY:	H.L. WINSTEAD

REVISIONS	INIT.	DATE

SEAL
NORTH CAROLINA PROFESSIONAL SEAL 07983 ENGINEER HARVEY L. WINSTEAD, JR.

DocuSigned by:
H.L. Winstead, Jr. 8/31/2016
E5318D81472474
SIGNATURE DATE

CADD Filename: C-5600H_ITS-12.dgn