



STATE OF NORTH CAROLINA
DEPARTMENT OF TRANSPORTATION

ROY COOPER
GOVERNOR

JAMES H. TROGDON, III
SECRETARY

February 28, 2018

SCO ID No. 16-12916-01A

ADDENDUM No. 2

NCDOT LUMBERTON EQUIPMENT SHOP Lumberton, NC

ITEM	REFERENCE	DESCRIPTION
------	-----------	-------------

GENERAL:

- | | | |
|----|---------------|---|
| 1. | Advertisement | Refer to Advertisement and Notice to Bidders. The Bid Date is hereby re-scheduled for Thursday, March 8, 2018 at 2:00 PM in the Assembly Room of the NCDOT Lumberton Maintenance Yard Office at 872 NC Highway 711, Lumberton, NC 28360. |
|----|---------------|---|

DRAWINGS:

- | | | |
|----|------------------------|--|
| 1. | Drawings C1.2, C2.2 | Refer to Drawing C1.2 "Reroute Utilities" and Drawing C2.2 "Proposed Site Plan/Staff Parking Construction". The total length of chain link fencing to be demolished is approximately 850 linear feet. The total length of new chain link fencing is approximately 360 linear feet. |
| 2. | Drawings A1, A10, M1.0 | Refer to Drawings A1, M1.0, and Detail 3/A10. Louvers shall be provided by Mechanical Contractor. Provide the following changes:
a. Louver L2 shall be 24"x24";
b. Louver L5 shall be 20"x20";
c. Provide louver L5 at exhaust fan EF-7;
d. At Utility Room 109, provide louver L6 at both intake and exhaust fan EF-6. |
| 3. | Drawing A6, A7 | Refer to chain link fencing details on Drawing A6 and Details 2 and 4 on Drawing A7. Chain link mesh shall be 9 gauge wire in 2" diamond pattern. All Posts shall be 2.375" OD galvanized steel pipe. Slide gate structure shall be 3" OD galvanized steel pipe. See Detail 4/A7: Posts shall be welded directly to the base plates without a sleeve. See Detail 4/A6: Chain link mesh shall be mounted to posts such as to prevent hand contact at top edge of mesh along guard rail. |

Mailing Address:
NC DEPARTMENT OF TRANSPORTATION
FACILITIES MANAGEMENT UNIT
1525 MAIL SERVICE CENTER
RALEIGH, NC 27699-1525

Telephone: (919) 707-4540
Fax: (919) 715-0399
Customer Service: 1-877-368-4968

Location:
1 SOUTH WILMINGTON STREET
RALEIGH, NC 27601

Website: www.ncdot.gov

4. Drawing M0.1 Refer to Drawing M0.1. Add “Seismic Requirements” per Bulletin Drawing BD-5 (Attachment ‘D’) to Drawing M0.1.
5. Drawing M1.0 Refer to Drawing M1.0, Notes 7-10. Note the requirement for a Special Inspection for seismic installation of sprinkler and natural gas piping hangers.
6. Drawing M1.0 Refer to Drawing M1.0, Note 7. Delete the second sentence in its entirety. Seismic design of systems shall comply with the North Carolina Building Code per the Authority Having Jurisdiction, i.e. the State Construction Office.
7. Drawing E0.2 Refer to Detail 1/E0.2 “Fire Alarm Riser”. Delete reference to “printer” per Bulletin Drawing BD-3 (Attachment ‘B’).
8. Drawing E0.2 Refer to Drawing E0.2, “Sequence of Operation” notes. Note No. 4 is “NOT USED” per Bulletin Drawing BD-4 (Attachment ‘C’).
9. Drawing E0.3 Refer to Drawing E0.3 “Electrical Site Plan”. Provide (4)-2C from Manual Transfer Switch to CB per Bulletin Drawing BD-2 (Attachment ‘A’).

SPECIFICATIONS:

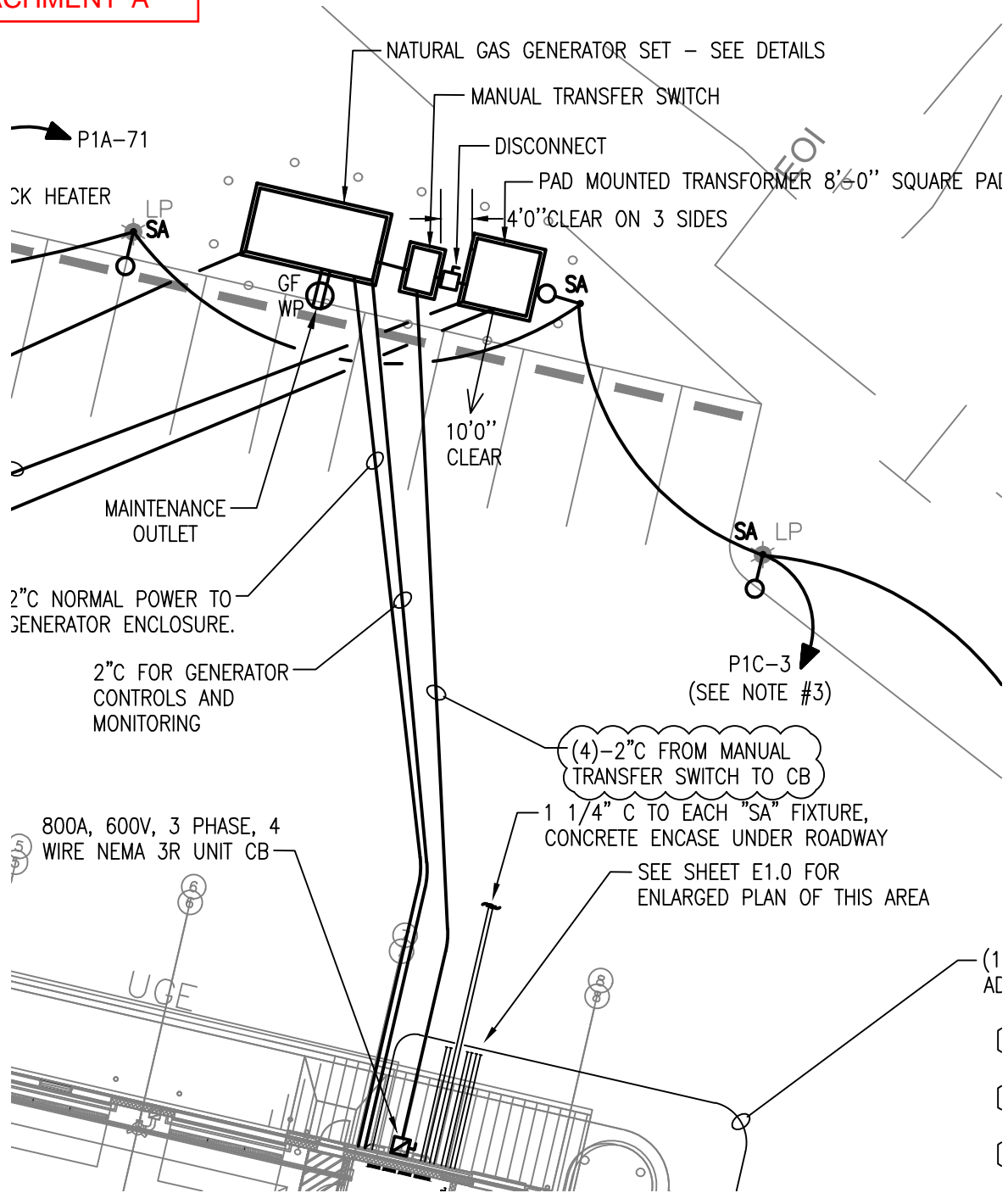
1. 02 4100 Refer to Specification Section 02 4100 “Demolition”, Paragraph 3.01 “Scope”. Add Subparagraph H: “Remove two (2) 15,000-gallon underground storage tanks, all appurtenances, adjacent existing backfill as required for tank removal, and contaminated soils as directed by North Carolina Department of Environmental Quality. Call Mr. Kenneth Currie at 910-433-3347 (ken.currie@ncdenr.gov) a minimum of seven (7) calendar days prior to demolition for proper permitting. There are no charges for demolition permits.”
2. 07 1113 Refer to Specification Section 07 1113 “Bituminous Dampproofing”, Paragraph 2.01.A. Subject to all other requirements of this contract, Henry HE788 Non-fibered Asphalt Emulsion Dampproofing is an approved product that may be incorporated into the work.
3. 08 3613 Refer to Specification Section 08 3613 “Sectional Doors”, Paragraph 2.02.A.3. Exterior finish shall be powder coat. Architect shall select door color from manufacturer’s full range of colors.
4. 08 3613 Refer to Specification Section 08 3613 “Sectional Doors”, Paragraph 2.01.B : “Other Acceptable Manufacturers”. Subject to compliance with all other requirements of the specifications and drawings, the following manufacturer provides products that may be incorporated into the work of this contract:
 - a. Raynor Garage Doors; Ph. 1-800-4-472-9667; website: raynor.com; Model TC200.



5. 13 3419 Refer to Specification Section 13 3419 “Metal Building Systems”, Paragraph 2.01.A “Manufacturers”. Subject to compliance with all requirements of the specifications and drawings, the following manufacturers may provide products to be incorporated into the work of this project:
 - a. Mesco Building Solutions; Ph: 864-630-9618 Fax: 864-228-4751; Email: MKWright@MescoBldg.com.”
6. 23 0900 Refer to Specification Section 23 0900 “Instrumentation and Control for HVAC”. Delete this specification in its entirety.
7. 28 3111 Refer to Specification Section 28 3111.1.11 “Warranty”. Five (5) year Special Warranty shall remain a requirement of the contract.
8. 28 3111 Refer to Specification Section 28 3111.2.9.C “Voice/Tone Notification Appliances”. Delete this paragraph in its entirety. Horn/strobes shall be provided per Drawing E3.0.
9. 28 3111 Refer to Specification Section 28 3111.2.10 “Graphic Annunciator”. Delete this paragraph in its entirety.
10. 28 3111 Refer to Specification Section 28 3111.2.14.A. Delete requirement for System Printer.

Mark D. Gibson RA
Architectural Supervisor
NCDOT Facilities Design Unit
919-707-4550


Cc: Sterling Baker, PE Director NCDOT Facilities Management
Kim Humiston, PE Devita Associates, Inc.
Amber Farrelly, PE B&F Consulting
Mike Mountcastle, PE NCDOT

ATTACHMENT 'A'

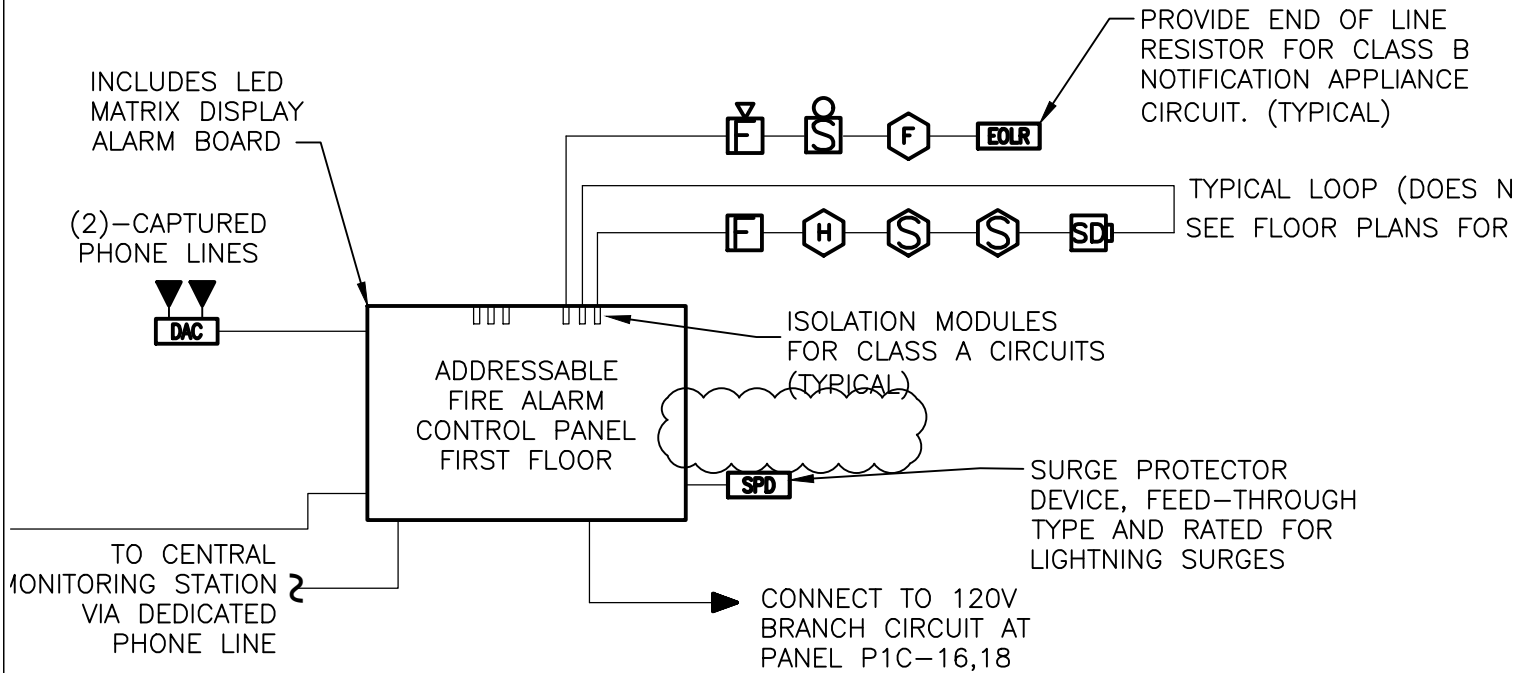


 ATLANTA • CHARLOTTE • GREENVILLE • RICHMOND 877.4.DEVITA • corp@devitainc.com DeVita & Associates, Inc. Project : 17500-00 NC Firm License # C-0819	DATE: 02/27/18 DRAWN BY: DRB CHECKED BY: MCH	REVISION:  ADDENDUM 2	
	SCO#: 16-12916-01A	REFERENCE DWG: E0.3	DWG: BD-2




PROJECT TITLE: LUMBERTON EQUIPMENT SHOP NCDOT HIGHWAY DIVISION 6 872 NC 711 HIGHWAY LUMBERTON, NORTH CAROLINA 28360	DESIGNER: FACILITIES DESIGN ARCHITECTS & ENGINEERS FACILITIES MANAGEMENT DIVISION, NCDOT 1 SOUTH WILMINGTON STREET RALEIGH, NORTH CAROLINA 27601 PHONE: 919/707-4540 FAX 919/716-0399
--	---



ATTACHMENT 'B'






1 FIRE ALARM RISER
 $1/8" = 1'-0"$

 ATLANTA • CHARLOTTE • GREENVILLE • RICHMOND 877.4.DEVITA • corp@devitainc.com DeVita & Associates, Inc. Project : 17500-00 NC Firm License # C-0819	DATE: 02/27/18 DRAWN BY: DRB CHECKED BY: MCH	REVISION:  ADDENDUM 2		 02/27/18
	SCO#: 16-12916-01A	REFERENCE DWG: E0.2	DWG: BD-3	
PROJECT TITLE: LUMBERTON EQUIPMENT SHOP NCDOT HIGHWAY DIVISION 6 872 NC 711 HIGHWAY LUMBERTON, NORTH CAROLINA 28360		DESIGNER: FACILITIES DESIGN ARCHITECTS & ENGINEERS FACILITIES MANAGEMENT DIVISION, NCDOT 1 SOUTH WILMINGTON STREET RALEIGH, NORTH CAROLINA 27601 PHONE: 919/707-4540 FAX 919/716-0399		




SEQUENCE OF OPERATION

- A. ALARM DETECTION: WHEN A FIRE ALARM CONDITION IS DETECTED BY ONE OF THE SYSTEM INITIATING DEVICES, THE FOLLOWING FUNCTIONS SHALL IMMEDIATELY OCCUR:
1. SYSTEM ALARM INDICATOR SHALL FLASH CONTINUOUSLY.
 2. A LOCAL SOUNDING DEVICE IN THE PANEL SHALL BE ACTIVATED.
 3. CONTROL PANEL DISPLAY SHALL INDICATE ALL PERTINENT INFORMATION ASSOCIATED WITH THE ALARM AND ITS LOCATION IN THE ALARM MESSAGE QUEUE.
 4. NOT USED
 5. ALL AUTOMATIC PROGRAMS ASSIGNED TO THE ALARM POINT SHALL BE EXECUTED AND THE ASSOCIATED NOTIFICATION APPLIANCE CIRCUITS AND CONTROL RELAYS ADDRESSED AND ACTIVATED.
- B. TROUBLE DETECTION: WHEN A TROUBLE CONDITION IS DETECTED BY ONE OF THE SYSTEM INITIATING DEVICES, THE FOLLOWING FUNCTIONS SHALL IMMEDIATELY OCCUR:
1. SYSTEM TROUBLE INDICATOR SHALL FLASH.
 2. A LOCAL SOUNDING DEVICE IN THE PANEL SHALL SOUND.
 3. CONTROL PANEL SHALL INDICATE ALL PERTINENT INFORMATION ASSOCIATED WITH THE TROUBLE CONDITION AND ITS LOCATION.
 4. UNACKNOWLEDGED ALARM MESSAGES SHALL HAVE PRIORITY OVER TROUBLE MESSAGES, AND IF SUCH AN ALARM MUST ALSO BE DISPLAYED, THE TROUBLE MESSAGE WILL NOT BE DISPLAYED UNTIL THE OPERATOR HAS ACKNOWLEDGED ALL ALARM MESSAGES.

 <p>ATLANTA • CHARLOTTE • GREENVILLE • RICHMOND 877.4.DEVITA • corp@devitainc.com DeVita & Associates, Inc. Project : 17500-00 NC Firm License # C-0819</p>	DATE: 02/27/18 DRAWN BY: DRB CHECKED BY: MCH	REVISION:  ADDENDUM 2		
	SCO#: 16-12916-01A	REFERENCE DWG: E0.2	DWG: BD-4	
PROJECT TITLE: LUMBERTON EQUIPMENT SHOP NCDOT HIGHWAY DIVISION 6 872 NC 711 HIGHWAY LUMBERTON, NORTH CAROLINA 28360		DESIGNER: FACILITIES DESIGN ARCHITECTS & ENGINEERS FACILITIES MANAGEMENT DIVISION, NCDOT 1 SOUTH WILMINGTON STREET RALEIGH, NORTH CAROLINA 27601 PHONE: 919/707-4540 FAX 919/716-0399		

SEISMIC REQUIREMENTS

1. CONTRACTOR SHALL VERIFY SEISMIC DESIGN CATEGORY AND RISK CATEGORY WITH STRUCTURAL DRAWINGS/DESIGN. CONFIRM THE REQUIREMENTS FOR SEISMIC BRACING WITH THE LOCAL BUILDING CODE AUTHORITIES PRIOR TO BID.
2. SEISMIC DESIGN CATEGORY IS LISTED AS C. ALL GAS PIPING AND EQUIPMENT SHALL HAVE A COMPONENT IMPORTANCE FACTOR OF 1.5. ALL OTHER EQUIPMENT SHALL HAVE A COMPONENT IMPORTANCE FACTOR OF 1.0 AND BE EXEMPT FROM SEISMIC DESIGN. CONFIRM WITH AUTHORITY HAVING JURISDICTION.
3. ALL LIFE SAFETY ITEMS/EQUIPMENT SHALL BE SEISMICALLY RESTRAINED. M.C. SHALL CLOSELY COORDINATE ROUTING OF ALL DUCTWORK AND MECHANICAL EQUIPMENT WITH THE SEISMIC RESTRAINT SYSTEMS.
4. ALL GAS EQUIPMENT, INCLUDING THEIR ATTACHMENTS AND SUPPORTS, SHALL BE DESIGNED FOR SEISMIC FORCES IN ACCORDANCE WITH CHAPTER 13 OF ASCE 7-10.
5. ALL EXTERIOR MOUNTED MECHANICAL EQUIPMENT EXPOSED TO WIND SHALL BE DESIGNED AND INSTALLED TO RESIST THE WIND PRESSURES DETERMINED IN ACCORDANCE WITH CHAPTERS 26 TO 29 OF ASCE 7-10.
6. FOR ALL COMPONENTS REQUIRING SEISMIC RESTRAINT, THE COMPONENT SUPPORTS AND ATTACHMENTS SHALL BE DESIGNED BY A REGISTERED DESIGN PROFESSIONAL WITH PROPER SEALS.
7. PER 2012 NC BUILDING CODE SECTION 1707.8, ALL SEISMIC SYSTEMS REQUIRE SPECIAL INSPECTIONS AND VERIFICATION THAT THE LABEL, ANCHORAGE, OR MOUNTING CONFORMS TO THE CERTIFICATE OF COMPLIANCE.

 <p style="font-size: small; margin-top: 5px;">ATLANTA • CHARLOTTE • GREENVILLE • RICHMOND 877.4.DEVITA • corp@devitainc.com DeVita & Associates, Inc. Project : 17500-00 NC Firm License # C-0819</p>	DATE: 02/27/18 DRAWN BY: JML CHECKED BY: WLA	REVISION:  ADDENDUM 2	
	SCO#: 16-12916-01A	REFERENCE DWG: M0.1	
PROJECT TITLE: LUMBERTON EQUIPMENT SHOP NCDOT HIGHWAY DIVISION 6 872 NC 711 HIGHWAY LUMBERTON, NORTH CAROLINA 28360		DESIGNER: FACILITIES DESIGN ARCHITECTS & ENGINEERS FACILITIES MANAGEMENT DIVISION, NCDOT 1 SOUTH WILMINGTON STREET RALEIGH, NORTH CAROLINA 27601 PHONE: 919/707-4540 FAX 919/715-0399	