

STATE OF NORTH CAROLINA
DEPARTMENT OF TRANSPORTATION
HIGHWAY DIVISION 6

PLANS

CONTRACT ID: DF00135

TIP NO.: W-5601ER

WBS ELEMENT NO.: 50138.3.149

FA NO.: HSIP-0211(039)

COUNTY: BLADEN

ROUTE NO.: NC 211 BYPASS

LOCATION: 06-0855: NC 211 BYPASS AT NC 242

TYPE OF WORK: ADVANCED WARNING FLASHERS INSTALLATION

FIGURE 2

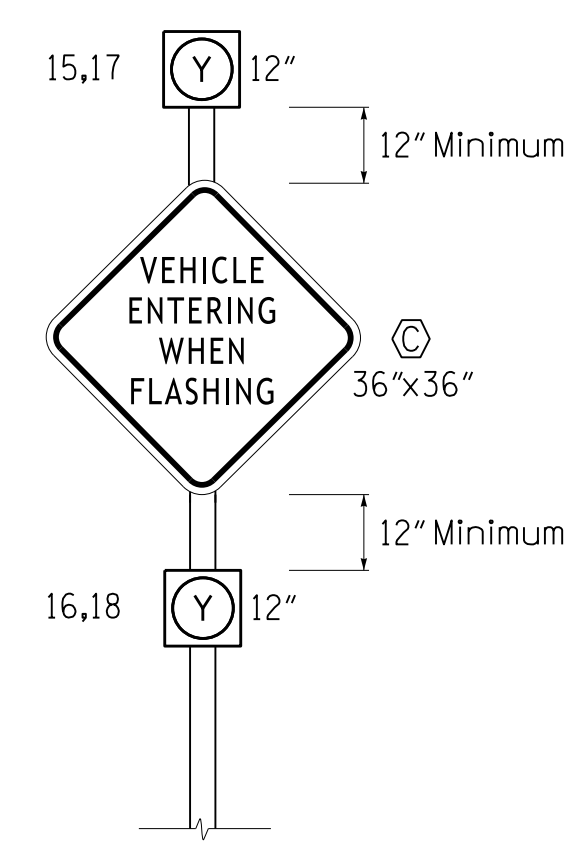


TABLE OF OPERATION

SIGNAL FACE	INTERVAL	
	1	2
11,12	ON	OFF
13,14	OFF	ON
21,23	ON	OFF
22,24	OFF	ON
15,18	ON	OFF
16,17	OFF	ON

SIGNAL FACE I.D.

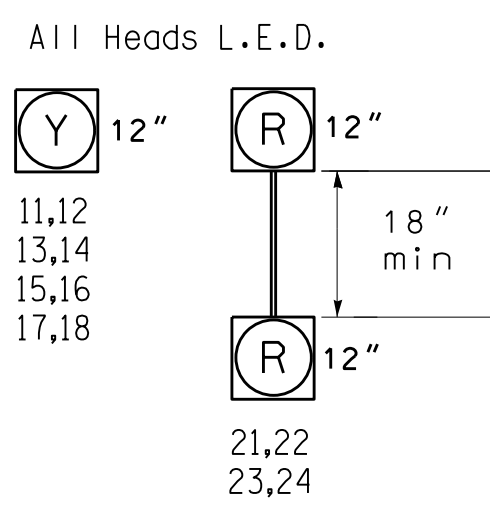
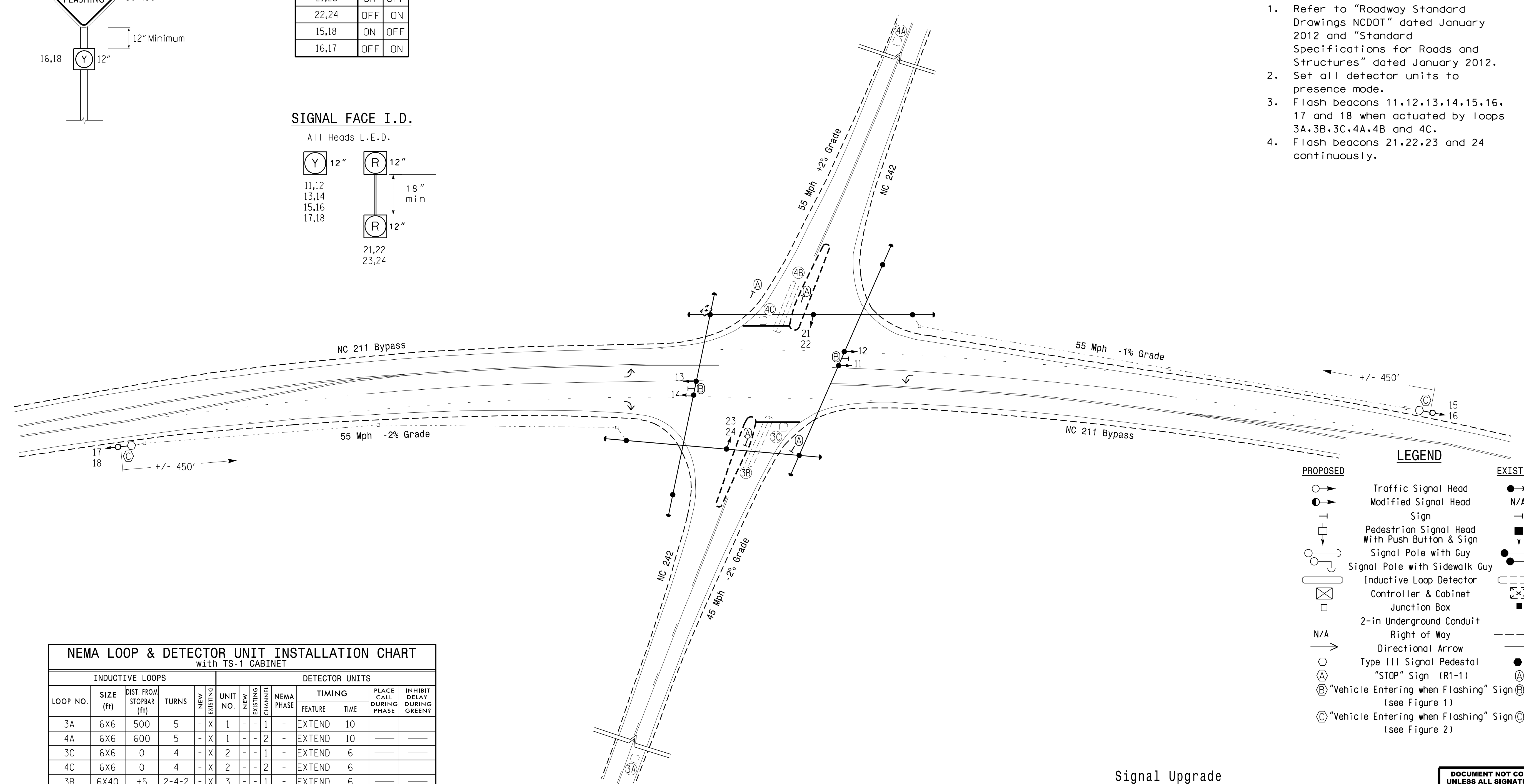
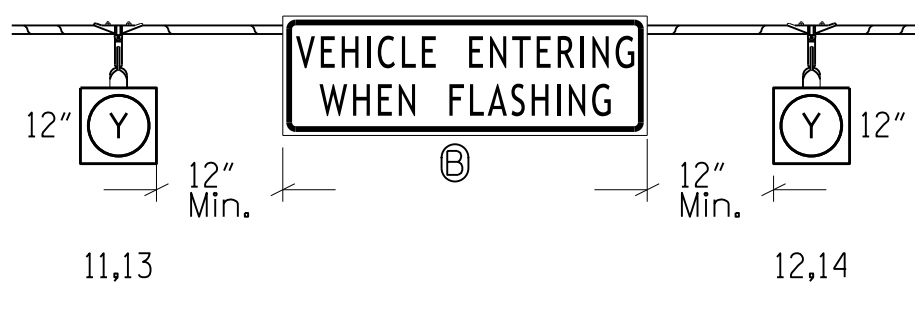


FIGURE 1



- NOTES**
1. Refer to "Roadway Standard Drawings NCDOT" dated January 2012 and "Standard Specifications for Roads and Structures" dated January 2012.
 2. Set all detector units to presence mode.
 3. Flash beacons 11,12,13,14,15,16, 17 and 18 when actuated by loops 3A,3B,3C,4A,4B and 4C.
 4. Flash beacons 21,22,23 and 24 continuously.

LEGEND

PROPOSED	EXISTING
	N/A
	N/A
	N/A
N/A	

NEMA LOOP & DETECTOR UNIT INSTALLATION CHART with TS-1 CABINET

LOOP NO.	INDUCTIVE LOOPS				DETECTOR UNITS							
	SIZE (ft)	DIST. FROM STOPBAR (ft)	TURNS	NEW EXISTING	UNIT NO.	NEW EXISTING	CHANNEL	NEMA PHASE	FEATURE	TIME	PLACE CALL DURING PHASE	INHIBIT DELAY DURING GREEN?
3A	6X6	500	5	- X	1	-	1	-	EXTEND	10		
4A	6X6	600	5	- X	1	-	2	-	EXTEND	10		
3C	6X6	0	4	- X	2	-	1	-	EXTEND	6		
4C	6X6	0	4	- X	2	-	2	-	EXTEND	6		
3B	6X40	+5	2-4-2	- X	3	-	1	-	EXTEND	6		
4B	6X40	+5	2-4-2	- X	3	-	2	-	EXTEND	6		

Signal Upgrade

NC 211 Bypass at NC 242
Bladen County near Bladenboro

Division 6

PLAN DATE: May 2016 REVIEWED BY: JPG

PREPARED BY: Jeff Spence REVIEWED BY:

DOCUMENT NOT CONSIDERED FINAL UNLESS ALL SIGNATURES COMPLETED

SEAL

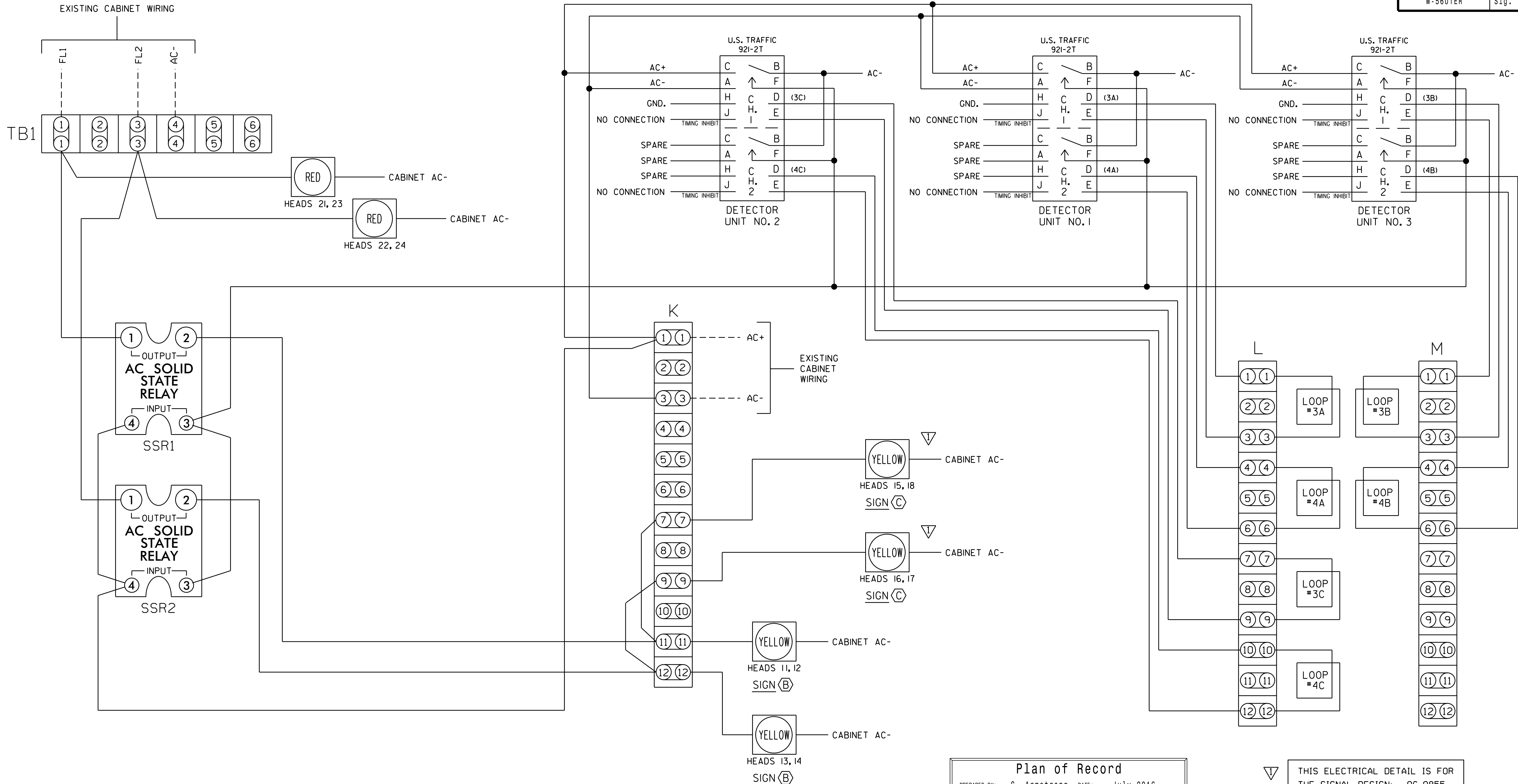
DocuSigned by:
Jason P. Gallaway
7/5/2016

SIG. INVENTORY NO. 06-0855

750 N. Greenfield Pkwy, Garner, NC 27529

SCALE 0 40
1"=40'

06-JUL-2016 16:52 C:\Users\jgallaway\Documents\Signal Design\Section\Eastern Region\0414-06\W-5601ER\060855_s10.dwg 2016mdd.dgn



NOTES

- RELAYS 'SSR1' AND 'SSR2' ARE SPST (NORMALLY OPEN) SOLID STATE RELAYS WITH AC INPUT AND AC (25 AMP) OUTPUT. (DOT NO. 625028740)
- DETECTOR UNIT NO'S. 1, 2, & 3 ARE U.S. TRAFFIC NO. 921-2T 2-CHANNEL, DIGITAL, WITH NO. 801A-6 'MS' CONNECTOR HARNESS. (DOT NO. 617031530)
- TERMINAL BLOCK DESIGNATIONS SHOWN ARE FOR AN RGA, INC. DUAL CIRCUIT NEMA FLASHER CABINET, RGA DWG. NO. FC-NCF3-TYPICAL. (DOT NO. 609024300)
- MOV'S AND TERMINAL BLOCKS ARE FURNISHED WITH THE FLASHER CABINET.
- REMOVE BONDING JUMPER BETWEEN AC NEUTRAL AND EQUIPMENT GROUND IN FLASHER CABINET IF A SIMILAR JUMPER IS INSTALLED IN EITHER METER BASE OR DISCONNECT ENCLOSURES.

NOTE!

- SET EXTEND TIME FOR LOOPS 3A & 4A FOR 10 SEC.
- SET EXTEND TIME FOR LOOPS 3B, 3C, 4B & 4C FOR 6 SEC.
- SET ALL DETECTOR UNITS TO 'PRESENCE' MODE.

Plan of Record

PREPARED BY: S. Armstrong DATE: July 2016
 REVIEWED BY: Keith M. Mims DATE: 7/6/2016

Updated to reflect current field configuration.

This Plan of Record reflects changes submitted by field personnel. Other elements of the plan may be modified from its original state in order to provide an electronic version of the plan.

THIS ELECTRICAL DETAIL IS FOR THE SIGNAL DESIGN: 06-0855
 DESIGNED: May 2016
 SEALED: 7/5/2016
 REVISED: N/A

06-JUL-2016 06:32 S:\ITS\SS\15\Sig\15\work\hous\sig\15\armstrong\060855_sml.ele.xxx.dgn sarmstrong

Plan of Record

REVISION SEAL

Prepared in the Office of:
 Transportation Mobility and Safety
 Signal Management Section

750 N. Greenfield Pkwy, Garner, NC 27529

NC 211 BYPASS at NC 242

DIVISION 06 BLADEN COUNTY near BLADENBORO

PLAN DATE: NOVEMBER 2003 REVIEWED BY: T. JOYCE
 PREPARED BY: F.E. RUSS REVIEWED BY: BAS

REVISIONS: Added flasher heads 15, 16, 17, 18; revised extend times; added a note. (MSA)

DATE: 7/6/2016

SIGNATURE: KMM DATE: 7/6/2016

DOCUMENT NOT CONSIDERED FINAL UNLESS ALL SIGNATURES COMPLETED

Not a certified document as to the Original Document but only as to the Revisions - This document originally issued and sealed by George C. Brown, #022013, on 11/20/03. This document is only certified as to the revisions.

SIG. INVENTORY NO. 06-0855