DocuSign Envelope ID: 9A78E39E-C0F3-4068-8F8D-1CC486984D0C

TIP NO.	SHEET NO.
R-4750	TMP-1

APPROVED: DocuSigned by: Rhonda B. Early F34CAF5AC6BF48A...

DATE: 2/7/2019

SEAL

NORTH CAROLINA PROFESSIONAL SEAL 023521 ENGINEER RHONDA B. EARLY

DOCUMENT NOT CONSIDERED FINAL UNLESS ALL SIGNATURES COMPLETED

STATE OF NORTH CAROLINA
DEPARTMENT OF TRANSPORTATION

TRANSPORTATION MANAGEMENT PLAN
DAVIDSON/FORSYTH COUNTIES

LOCATION: I–285/US 29/US 52/US 70 FROM WEST OF BELMONT RD TO US 421, I–40 NORTH OF PETERS CREEK PKWY TO SOUTH OF NC 66 (HORNEYTOWN RD)

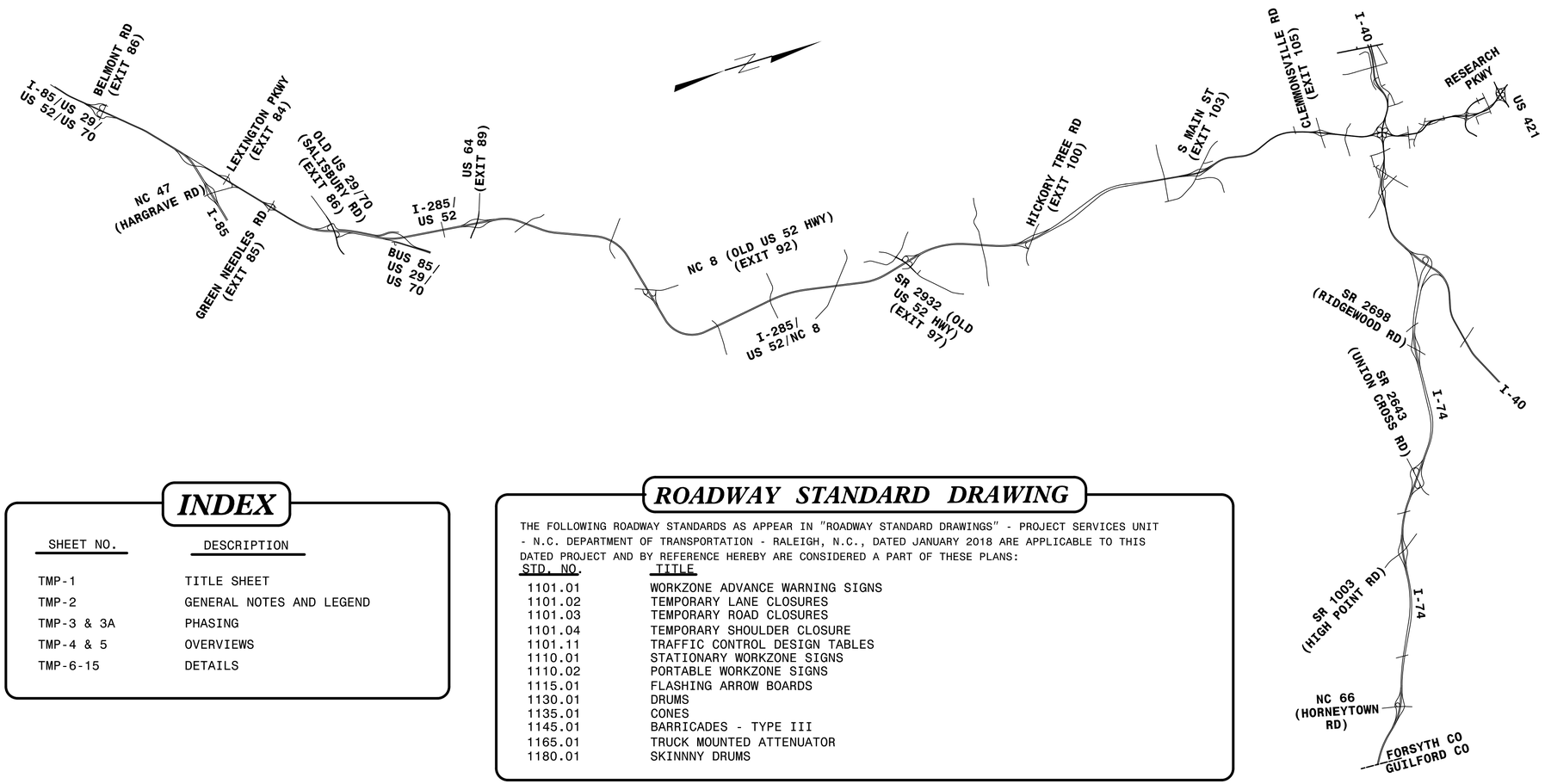

INDEX

SHEET NO.	DESCRIPTION
TMP-1	TITLE SHEET
TMP-2	GENERAL NOTES AND LEGEND
TMP-3 & 3A	PHASING
TMP-4 & 5	OVERVIEWS
TMP-6-15	DETAILS

ROADWAY STANDARD DRAWING

THE FOLLOWING ROADWAY STANDARDS AS APPEAR IN "ROADWAY STANDARD DRAWINGS" - PROJECT SERVICES UNIT - N.C. DEPARTMENT OF TRANSPORTATION - RALEIGH, N.C., DATED JANUARY 2018 ARE APPLICABLE TO THIS DATED PROJECT AND BY REFERENCE HEREBY ARE CONSIDERED A PART OF THESE PLANS:

STD. NO.	TITLE
1101.01	WORKZONE ADVANCE WARNING SIGNS
1101.02	TEMPORARY LANE CLOSURES
1101.03	TEMPORARY ROAD CLOSURES
1101.04	TEMPORARY SHOULDER CLOSURE
1101.11	TRAFFIC CONTROL DESIGN TABLES
1110.01	STATIONARY WORKZONE SIGNS
1110.02	PORTABLE WORKZONE SIGNS
1115.01	FLASHING ARROW BOARDS
1130.01	DRUMS
1135.01	CONES
1145.01	BARRICADES - TYPE III
1165.01	TRUCK MOUNTED ATTENUATOR
1180.01	SKINNNY DRUMS

PLANS SUBMITTED TO:

K.C.THORNEWELL, P.E. TRAFFIC CONTROL PROJECT ENGINEER

STATE OF NORTH CAROLINA DEPARTMENT OF TRANSPORTATION

PLANS PREPARED BY: HNTB NORTH CAROLINA, P.C.

R.B. EARLY, PE — PROJECT ENGINEER
P.D. HARRINGTON — PROJECT DESIGN ENGINEER
J.A. PHILLIPS — PROJECT DESIGN TECHNICIAN

HNTB

HNTB NORTH CAROLINA, P.C.
343 E. Six Forks Road, Suite 200
Raleigh, North Carolina 27609
NC License No: C-1554
(919)546-8997

DocuSign Envelope ID: DA7AE242-85C8-459D-BB98-6896A16D9A3F

WORK ZONE TRAFFIC CONTROL GENERAL NOTES

MAINTAIN TRAFFIC IN ACCORDANCE WITH DIVISIONS 10 AND 11 OF THE JANUARY 2018 NCDOT STANDARD SPECIFICATIONS FOR ROADS AND STRUCTURES & JANUARY 2018 ROADWAY STANDARD DRAWINGS (RSD) AND THE FOLLOWING PROVISIONS:

COORDINATE WITH THE NCDOT RESIDENT ENGINEER IN CHARGE OF ANY PROJECT IN THE VICINITY OF THIS PROJECT FOR ANY WORK THAT MAY AFFECT THE CONSTRUCTION AND THE TRAFFIC CONTROL OF THIS PROJECT.

PERFORM WORK ONLY WHEN WEATHER AND VISIBILITY CONDITIONS ALLOW SAFE OPERATIONS AS DIRECTED BY THE ENGINEER.

PROVIDE APPROPRIATE LIGHTING IN ACCORDANCE WITH SECTION 105-14, STANDARD SPECIFICATIONS FOR ROADS AND STRUCTURES.

OPERATE EQUIPMENT AND CONDUCT OPERATIONS IN THE SAME DIRECTION AS THE FLOW OF TRAFFIC. DO NOT CROSS MEDIANS WITH EQUIPMENT, EXCEPT AT PROPERLY DESIGNATED INTERCHANGES.

USE TEMPORARY LANE CLOSURES (REFER TO ROADWAY STANDARD DRAWINGS NO. 1101.02, SHEETS 1, 3 & 4 OF 15) AND TEMPORARY SHOULDER CLOSURES (ROADWAY STANDARD DRAWING 1101.04, SHEET 1 OF 1) TO COMPLETE PROPOSED WORK. MAINTAIN THE EXISTING TRAFFIC PATTERN AT ALL TIMES, EXCEPT IN THE IMMEDIATE WORK ZONE WHERE LANE CLOSURES ARE ALLOWED AS DETERMINED BY THE ENGINEER.

CHANGES MAY BE REQUIRED WHEN PHYSICAL DIMENSIONS IN THE ROADWAY STANDARD DRAWINGS ARE NOT ATTAINABLE TO MEET FIELD CONDITIONS, OR RESULT IN DUPLICATE, OR UNDESIRED OVERLAPPING OF DEVICES, MODIFICATIONS MAY INCLUDE: MOVING, SUPPLEMENTING, COVERING OR REMOVAL OF DEVICES, AS DIRECTED BY THE ENGINEER.

TIME RESTRICTIONS

A) DO NOT CLOSE OR NARROW TRAVEL LANES AND/OR SHOULDERS AS FOLLOWS:

ROAD NAME	DAY AND TIME RESTRICTIONS
ALL ROADS	MONDAY THRU FRIDAY 6:00 AM - 9:00 AM 4:00 PM - 7:00 PM

B) DO NOT CLOSE ROAD AS FOLLOWS:

ROAD NAME	DAY AND TIME RESTRICTIONS
ALL ROADS	SUNDAY THRU SATURDAY 5:00 AM - 11:00 PM

C) DO NOT CLOSE OR NARROW TRAVEL LANES DURING HOLIDAYS AND SPECIAL EVENTS AS FOLLOWS:

ROAD NAME

ALL ROADS

HOLIDAY

1. FOR ANY UNEXPECTED OCCURRENCE THAT CREATES UNUSUALLY HIGH TRAFFIC VOLUMES, AS DIRECTED BY THE ENGINEER.
2. FOR NEW YEAR'S, BETWEEN THE HOURS OF 6:00 A.M. DECEMBER 31ST TO 7:00 P.M. JANUARY 2ND. IF NEW YEAR'S DAY IS ON A FRIDAY, SATURDAY, SUNDAY OR MONDAY THEN UNTIL 7:00 P.M. THE FOLLOWING TUESDAY.
3. FOR EASTER, BETWEEN THE HOURS OF 6:00 A.M. THURSDAY AND 7:00 P.M. MONDAY.
4. FOR MEMORIAL DAY, BETWEEN THE HOURS OF 6:00 A.M. FRIDAY TO 7:00 P.M. TUESDAY.
5. FOR INDEPENDENCE DAY, BETWEEN THE HOURS OF 6:00 A.M. THE DAY BEFORE INDEPENDENCE DAY AND 7:00 P.M. THE DAY AFTER INDEPENDENCE DAY.

   IF INDEPENDENCE DAY IS ON A FRIDAY, SATURDAY, SUNDAY OR MONDAY THEN BETWEEN THE HOURS OF 6:00 A.M. THE THURSDAY BEFORE INDEPENDENCE DAY AND 7:00 P.M. THE TUESDAY AFTER INDEPENDENCE DAY.
6. FOR LABOR DAY, BETWEEN THE HOURS OF 6:00 A.M. FRIDAY TO 7:00 P.M. TUESDAY.
7. FOR THANKSGIVING DAY, BETWEEN THE HOURS OF 6:00 A.M. TUESDAY TO 7:00 P.M. MONDAY.
8. FOR CHRISTMAS, BETWEEN THE HOURS OF 6:00 AM THE FRIDAY BEFORE THE WEEK OF CHRISTMAS DAY AND 7:00 PM THE FOLLOWING TUESDAY AFTER THE WEEK OF CHRISTMAS DAY.

D) DO NOT CONDUCT ANY HAULING OPERATIONS AGAINST THE FLOW OF TRAFFIC OF AN OPEN TRAVELWAY UNLESS THE HAULING OPERATION IS PROTECTED BY BARRIER OR GUARDRAIL OR AS DIRECTED BY THE ENGINEER.

LANE AND SHOULDER CLOSURE REQUIREMENTS

E) REMOVE LANE CLOSURE DEVICES FROM THE LANE WHEN WORK IS NOT BEING PERFORMED BEHIND THE LANE CLOSURE OR WHEN A LANE CLOSURE IS NO LONGER NEEDED OR AS DIRECTED BY THE ENGINEER.

F) WHEN PERSONNEL AND/OR EQUIPMENT ARE WORKING WITHIN 15 FT OF AN OPEN TRAVEL LANE, CLOSE THE NEAREST OPEN SHOULDER USING ROADWAY STANDARD DRAWING NO. 1101.04 UNLESS THE WORK AREA IS PROTECTED BY BARRIER OR GUARDRAIL OR A LANE CLOSURE IS INSTALLED.

G) WHEN PERSONNEL AND/OR EQUIPMENT ARE WORKING ON THE SHOULDER ADJACENT TO AN UNDIVIDED FACILITY AND WITHIN 5 FT OF AN OPEN TRAVEL LANE, CLOSE THE NEAREST OPEN TRAVEL LANE USING ROADWAY STANDARD DRAWING NO. 1101.02 UNLESS THE WORK AREA IS PROTECTED BY BARRIER OR GUARDRAIL.

   WHEN PERSONNEL AND/OR EQUIPMENT ARE WORKING ON THE SHOULDER ADJACENT TO A DIVIDED FACILITY AND WITHIN 10 FT OF AN OPEN TRAVEL LANE, CLOSE THE NEAREST OPEN TRAVEL LANE USING ROADWAY STANDARD DRAWING NO. 1101.02 UNLESS THE WORK AREA IS PROTECTED BY BARRIER OR GUARDRAIL.

H) WHEN PERSONNEL AND/OR EQUIPMENT ARE WORKING WITHIN A LANE OF TRAVEL OF AN UNDIVIDED OR DIVIDED FACILITY, CLOSE THE LANE ACCORDING TO THE TRAFFIC CONTROL PLANS, ROADWAY STANDARD DRAWINGS OR AS DIRECTED BY THE ENGINEER. CONDUCT THE WORK SO THAT ALL PERSONNEL AND/OR EQUIPMENT REMAINS WITHIN THE CLOSED TRAVEL LANE.

I) DO NOT WORK SIMULANTEOUSLY WITHIN 15 FT ON BOTH SIDES OF AN AN OPEN TRAVELWAY, RAMP, OR LOOP WITHIN THE SAME LOCATION UNLESS PROTECTED WITH GUARDRAIL OR BARRIER.

TRAFFIC PATTERN ALTERATIONS

J) NOTIFY THE ENGINEER THIRTY (30) CALENDAR DAYS PRIOR TO ANY TRAFFIC PATTERN ALTERATION.

SIGNING

K) INSTALL ADVANCE WORK ZONE WARNING SIGNS WHEN WORK IS WITHIN 40 FT FROM THE EDGE OF TRAVEL LANE AND NO MORE THAN THREE (3) DAYS PRIOR TO THE BEGINNING OF CONSTRUCTION.

L) PROVIDE SIGNING AND DEVICES REQUIRED TO CLOSE THE ROAD ACCORDING TO THE ROADWAY STANDARD DRAWINGS AND TRAFFIC CONTROL PLANS AND SIGNING REQUIRED FOR THE OFF-SITE DETOUR ROUTE AS SHOWN IN THE TRAFFIC CONTROL PLANS.

M) COVER OR REMOVE ALL SIGNS AND DEVICES REQUIRED TO CLOSE THE ROAD WHEN ROAD CLOSURE IS NOT IN OPERATION AND COVER OR REMOVE ALL SIGNS REQUIRED FOR THE OFF-SITE DETOUR WHEN THE DETOUR IS NOT IN OPERATION.

N) ENSURE ALL NECESSARY SIGNING IS IN PLACE PRIOR TO ALTERING ANY TRAFFIC PATTERN.

TRAFFIC CONTROL DEVICES

O) WHEN LANE CLOSURES ARE NOT IN EFFECT, SPACE CHANNELIZING DEVICES IN WORK AREAS NO GREATER IN FEET THAN TWICE THE POSTED SPEED LIMIT (MPH), EXCEPT 10 FT ON-CENTER IN RADII, AND 3 FT OFF THE EDGE OF AN OPENED TRAVELWAY. REFER TO STANDARD SPECIFICATIONS FOR ROADS AND STRUCTURES SECTIONS 1130 (DRUMS), 1135 (CONES), AND 1180 (SKINNY DRUMS) FOR ADDITIONAL REQUIREMENTS.

P) PLACE TYPE III BARRICADES WITH "ROAD CLOSED" SIGN R11-2 ATTACHED, OF SUFFICIENT LENGTH TO CLOSE ENTIRE ROADWAY.

Q) PLACE ADDITIONAL SETS OF THREE CHANNELIZING DEVICES PERPENDICULAR TO THE EDGE OF TRAVELWAY ON 500 FT CENTERS WHEN UNOPENED LANES ARE CLOSED TO TRAFFIC.

R) PROTECT THE APPROACH END OF NEWLY INSTALLED OBSTACLES (FOOTINGS/POLES) AT ALL TIMES USING A TRUCK MOUNTED ATTENUATOR (FOR A MAXIMUM 72 HOURS) UNTIL PROPOSED GUARDRAIL IS INSTALLED.

TIP NO.	SHEET NO.
R-4750	TMP-2

APPROVED: DocuSigned by: Rhonda B. Early F34CAF5AC6BF48A...

DATE: 3/15/2019

SEAL

NORTH CAROLINA PROFESSIONAL SEAL 023521 ENGINEER RHONDA B. EARLY

DOCUMENT NOT CONSIDERED FINAL UNLESS ALL SIGNATURES COMPLETED

LEGEND

TEMPORARY SIGNING

PORTABLE SIGN

STATIONARY SIGN

GENERAL

DIRECTION OF TRAFFIC FLOW

NORTH ARROW

TRAFFIC CONTROL DEVICES

BARRICADE (TYPE III)

DRUM

FLASHING ARROW PANEL (TYPE C)

TRUCK MOUNTED IMPACT ATTENUATOR (TMIA)

CHANGEABLE MESSAGE SIGN

HNTB
HNTB NORTH CAROLINA, P.C.
343 E. Six Forks Road, Suite 200
Raleigh, North Carolina 27609
NC License No: C-1554
(919) 546-8997

GENERAL NOTES AND LEGEND

3/15/2019
R4750_TMP_GeneralNotes.2019_0313_rev.dgn
$$$$USERNAME$$$$

DocuSign Envelope ID: 9A78E39E-C0F3-4068-8F8D-1CC486984D0C

TIP NO.	SHEET NO.
R-4750	TMP-3

APPROVED: DocuSigned by: Rhonda B. Early F34CAF5AC6BF48A...

DATE: 2/7/2019

SEAL

NORTH CAROLINA PROFESSIONAL SEAL 023521 ENGINEER RHONDA B. EARLY

DOCUMENT NOT CONSIDERED FINAL UNLESS ALL SIGNATURES COMPLETED

PHASING

NOTE:

THE TERM RSD DENOTES "ROADWAY STANDARD DRAWING".

(SEE TMP-4 AND 5 FOR OVERVIEWS)

NOTE: STEPS 1 THRU 29 MAY BE COMPLETED IN ANY ORDER.

STEP 1: USING RSD 1101.04 TO CLOSE SHOULDERS AS NEEDED, COMPLETE ALL SIGN REVISIONS, AND INSTALLATIONS AWAY FROM TRAFFIC.

STEP 2: REMOVE REPLACE OVERHEAD PANEL AND EXIT HAT FOR SIGN #1A AND #1B USING RSD 1101.02 (SHEETS 4 AND 10 OF 14).

STEP 3: REMOVE REPLACE OVERHEAD PANEL AND EXIT HAT FOR SIGN #2A AND #2B USING RSD 1101.02 (SHEETS 8 AND 9 OF 14).

STEP 4: REMOVE REPLACE OVERHEAD PANEL AND EXIT HAT FOR SIGN #3A AND #3B USING RSD 1101.02 (SHEETS 8 OF 14). AND DETAIL TMP-6.

STEP 5: REMOVE REPLACE OVERHEAD PANEL AND EXIT HAT FOR SIGN #4A AND #4B USING RSD 1101.02 (8 AND 10 OF 14).

STEP 6: REMOVE REPLACE OVERHEAD PANEL AND EXIT HAT FOR SIGN #5A, #5B, #6A, AND #6B USING RSD 1101.02 (SHEETS 8 AND 10 OF 14).

STEP 7: COMPLETE STEPS 7A AND 7B IN ANY ORDER.

7A: REMOVE AND REPLACE SIGN PANEL #7 USING RSD 1101.02 (SHEET 8 OF 14), AND DETAIL TMP-7.

7B: REVISE EXISTING SIGN PANEL #8A AND #8B USING RSD (SHEET 4 OF 14), AND DETAIL TMP-7.

STEP 8: COMPLETE STEPS 8A THRU 8D IN ORDER.

8A: AWAY FROM TRAFFIC, CONSTRUCT FOOTING AND STRUCTURE AS MUCH AS POSSIBLE AWAY FROM TRAFFIC. PLACE AND COVER DETOUR SIGNS AS SHOWN ON TMP-8.

8B: UNCOVER DETOUR SIGNS AND CLOSE US 52 NB AND SB TO TRAFFIC USING RSD 1101.03 (SHEET 7 OF 9).

8C: INSTALL OVERHEAD STRUCTURE AND SIGN PANELS #9A, #9B, #10A AND #10B.

8D: OPEN US 52 TO TRAFFIC AND COVER/REMOVE ALL DETOURS SIGNS PLACED IN STEP 8A.

STEP 9: COMPLETE STEPS 9A AND 9B IN ANY ORDER

9A: REMOVE AND REPLACE OVERHEAD PANELS AND EXIT HATS FOR SIGN #11A AND #11B USING RSD 1101.02 (SHEET 4 OF 14).

9B: REMOVE AND REPLACE OVERHEAD PANELS AND EXIT HATS FOR SIGN #12A AND #12B USING RSD 1101.02 (SHEETS 4 & 10 OF 14).

STEP 10: REMOVE AND REPLACE OVERHEAD PANELS AND EXIT HATS FOR SIGN #19A AND #19B USING RSD 1101.02 (SHEET 4, 9 & 10 OF 14).

STEP 11: COMPLETE STEPS 11A THRU 11D IN ORDER.

11A: PLACE AND COVER DETOUR SIGNS FOR RAMP CLOSURE AS SHOWN ON TMP-9.

11B: UNCOVER DETOUR SIGNS AND CLOSE RAMP ACCESSING SB US 53 AS SHOW ON TMP-9. REFER TO RSD 1101.03 (SHEET 2 OF 9) FOR ADDITIONAL SIGNS AND DEVICES.

11C: USING RSD 1101.02 (SHEET 3 AND 10 OF 14, REMOVE AND REPLACE OVERHEAD PANELS #17A, #17B, #18A AND #18B.

11D: OPEN RAMP TO TRAFFIC AND CLOSE AND COVER/REMOVE ALL DETOURS SIGNS PLACED IN STEP 11A.

STEP 12: REVISE OVERHEAD PANEL AND EXIT HAT FOR SIGN #617 AND #618 USING RSD 1101.02 (SHEETS 8 AND 10 OF 14).

STEP 13: REVISE OVERHEAD PANEL AND EXIT HAT FOR SIGN #615 AND #616 USING RSD 1101.02 (SHEET 4 OF 14).

STEP 14: CONSTRUCT NEW CANTILEVER STRUCTURE AND SIGN PANELS FOR SIGN #20A AND #20B USING RSD 1101.02 (SHEET 8 OF 14) AS NEEDED.

STEP 15: REVISE OVERHEAD PANEL FOR SIGN #602 AND #601 USING RSD 1101.02 (SHEET 4 OF 14).

STEP 16: REVISE OVERHEAD PANELS FOR SIGN #603, #604, AND #605 USING RSD 1101.02 (SHEETS 4 AND 10 OF 14).

STEP 17: COMPLETE STEPS 17A THRU 17D IN ORDER.

17A: PLACE AND COVER DETOUR SIGN FOR LOOP CLOSURE AS SHOW ON TMP-11

17B: UNCOVER DETOUR SIGNS AND CLOSE LOOP TO TRAFFIC USE RSD 1101.02 (SHEET 4 OF 14) RIGHT MOST EB THRU LANE.

17C: REVISE OVERHEAD PANEL #606.

17D: OPEN LOOP AND REMOVE ALL DETOUR SIGNS PLACED IN 17A.

STEP 18: COMPLETE STEPS 18A THRU 18D IN ORDER.

18A: PLACE AND COVER DETOUR SIGN FOR LOOP CLOSURE AS SHOW ON TMP-10

18B: UNCOVER DETOUR SIGNS AND CLOSE LOOP TO TRAFFIC USE RSD 1101.02 (SHEET 4 OF 14) RIGHT MOST EB THRU LANE.

18C: REVISE OVERHEAD PANELS #608 AND #609.

18D: OPEN LOOP AND REMOVE ALL DETOUR SIGNS PLACED IN 18A.

STEP 19: COMPLETE STEPS 19A AND 19B IN ANY ORDER.

19A: REMOVE REPLACE OVERHEAD PANEL AND EXIT HAT FOR SIGN #15A AND #15B USING RSD 1101.02 (SHEET 8, 9 AND 10 OF 14).

19B: REMOVE REPLACE OVERHEAD PANEL AND EXIT HAT FOR SIGN #16A AND #16B USING RSD 1101.02 (SHEETS 8, 9 AND 10 OF 14). AND DETAIL SHEET TMP-12.

STEP 20: COMPLETE STEPS 20A THRU 20D IN ORDER.

20A: COMPLETE AS MUCH AS POSSIBLE OF SIGN STRUCTURE AND FOOTING AWAY FROM TRAFFIC. PLACE AND COVER DETOUR SIGNS AS SHOWN ON TMP-13.

20B: UNCOVER DETOUR SIGNS AND CLOSE I-40 ACCESS RAMP TO TRAFFIC.

20C: USING RSD 1101.02 (SHEET 8 OF 14) INSTALL PROPOSED CANTILEVER STRUCTURE AND SIGN #14A AND #14B.

20D: OPEN I-40 EXIT RAMP TO TRAFFIC AND CLOSE AND COVER/REMOVE ALL DETOURS SIGNS PLACED IN STEP 20A.

STEP 21: REVISE OVERHEAD PANEL FOR SIGN #607 USING RSD 1101.02 (SHEET 4 OF 14).

STEP 22: REMOVE AND REPLACE OVERHEAD PANEL FOR SIGN #13A AND #13B USING RSD 1101.02 (SHEET 8 OF 14).

STEP 23: REVISE OVERHEAD PANEL FOR SIGN #624 USING RSD 1101.02 (SHEET 4 OF 14).

STEP 24: REVISE OVERHEAD PANEL FOR SIGN #625 USING RSD 1101.02 (SHEET 4 OF 14) AND DETAIL SHEET TMP-14.

HNTB
HNTB NORTH CAROLINA, P.C.
343 E. Six Forks Road, Suite 200
Raleigh, North Carolina 27609
NC License No: C-1554
(919) 546-8997

PHASING

9:57:08 AM
R-4750_phasing.dgn
1/10/2019

DocuSign Envelope ID: 9A78E39E-C0F3-4068-8F8D-1CC486984D0C

TIP NO.	SHEET NO.
R-4750	TMP-3A

APPROVED: DocuSigned by: Rhonda B. Early F34CAF5AC6BF48A...

DATE: 2/7/2019

SEAL

NORTH CAROLINA PROFESSIONAL SEAL 023521 ENGINEER RHONDA B. EARLY

DOCUMENT NOT CONSIDERED FINAL UNLESS ALL SIGNATURES COMPLETED

STEP 25: REVISE OVERHEAD PANEL FOR SIGN #640 AND #641 USING RSD 1101.02 (SHEET 4 OF 14) AND DETAIL SHEET TMP-14.

STEP 26: REVISE OVERHEAD PANEL FOR SIGN #637 USING RSD 1101.02 (SHEET 4 OF 14) AND DETAIL SHEET TMP-14.

STEP 27: REVISE OVERHEAD PANEL FOR SIGN #636 USING RSD 1101.02 (SHEETS 4 AND 9 OF 14)

STEP 28: COMPLETE STEPS 28A THRU 28D IN ORDER.

28A: PLACE AND COVER DETOUR SIGNS AS SHOWN ON TMP-15.

28B: UNCOVER DETOUR SIGNS AND CLOSE RESEARCH PARKWAY EB TO TRAFFIC.

28C: REPLACE OVERHEAD PANEL AND EXIT HATS FOR SIGN #619, #620, #621 AND #622 AND REVISE OVERHEAD SIGN #623.

28D: OPEN RESEARCH PARKWAY WB TO TRAFFIC AND CLOSE AND COVER/REMOVE ALL DETOURS SIGNS PLACED IN STEP 28A.

STEP 29: COMPLETE STEPS 29A THRU 29D IN ORDER.

29A: PLACE AND COVER DETOUR SIGNS AS SHOWN ON TMP-15.

29B: UNCOVER DETOUR SIGNS AND CLOSE REASEARCH PARKWAY WB TO TRAFFIC.

29C: REPLACE OVERHEAD PANEL AND EXIT HATS FOR SIGN #611,612, 613, 614 AND REVISE OVERHEAD SIGN 610.

29D: OPEN RESEARCH PARKWAY EB TO TRAFFIC AND CLOSE AND COVER/REMOVE ALL DETOURS SIGNS PLACED IN STEP 28A.

HNTB
HNTB NORTH CAROLINA, P.C.
343 E. Six Forks Road, Suite 200
Raleigh, North Carolina 27609
NC License No: C-1554
(919) 546-8997

PHASING

9:57:08 AM
R-4750_phasing.dgn
2/7/2019

DocuSign Envelope ID: 9A78E39E-C0F3-4068-8F8D-1CC486984D0C

TIP NO.	SHEET NO.
R-4750	TMP-4

APPROVED: DocuSigned by: Rhonda B. Early F34CAF5AC6BF48A...

DATE: 2/7/2019

SEAL

NORTH CAROLINA PROFESSIONAL SEAL 023521 ENGINEER RHONDA B. EARLY

DOCUMENT NOT CONSIDERED FINAL UNLESS ALL SIGNATURES COMPLETED

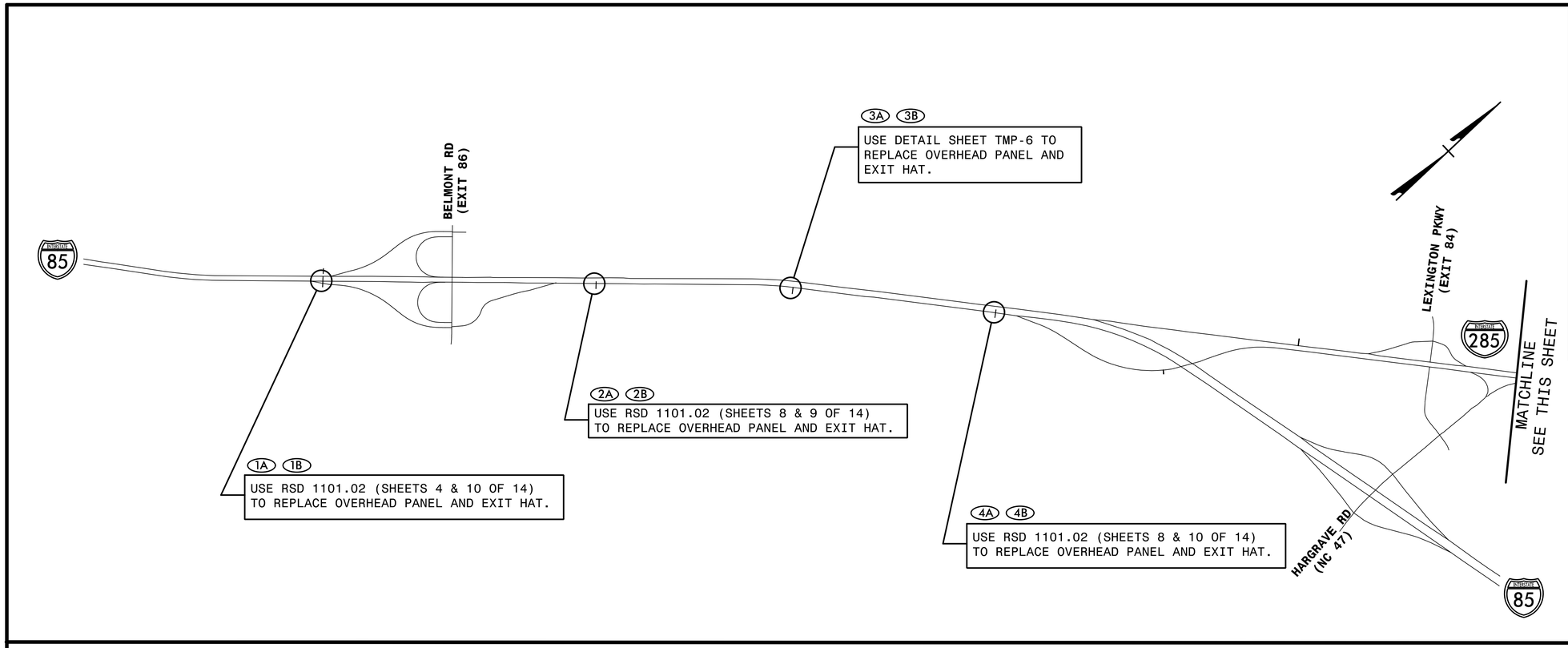

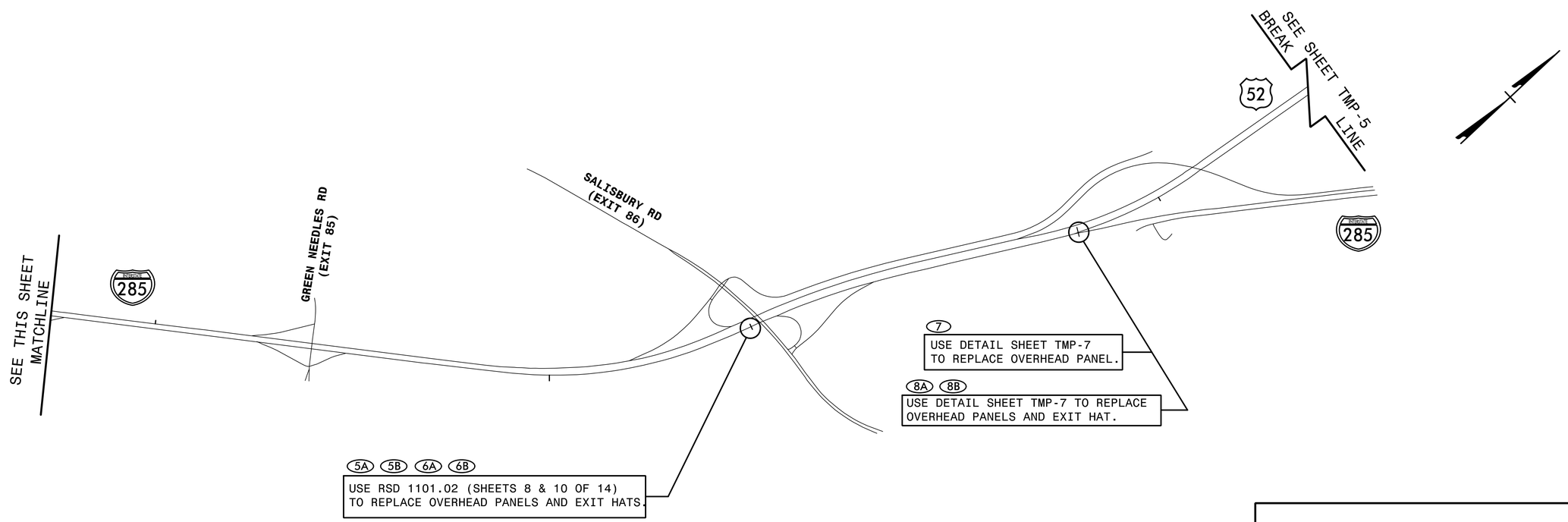

HNTB
HNTB NORTH CAROLINA, P.C.
343 E. Six Forks Road, Suite 200
Raleigh, North Carolina 27609
NC License No: C-1554
(919) 546-8997

OVERVIEW # 1

9:57:10 AM
R4750_TMP_stick_drawing.dgn
1/10/2019

DocuSign Envelope ID: 9A78E39E-C0F3-4068-8F8D-1CC486984D0C

TIP NO.	SHEET NO.
R-4750	TMP-5

APPROVED: DocuSigned by: Rhonda B. Early F34CAF5AC6BF48A...

DATE: 2/7/2019

SEAL

NORTH CAROLINA PROFESSIONAL SEAL 023521 ENGINEER RHONDA B. EARLY

DOCUMENT NOT CONSIDERED FINAL UNLESS ALL SIGNATURES COMPLETED

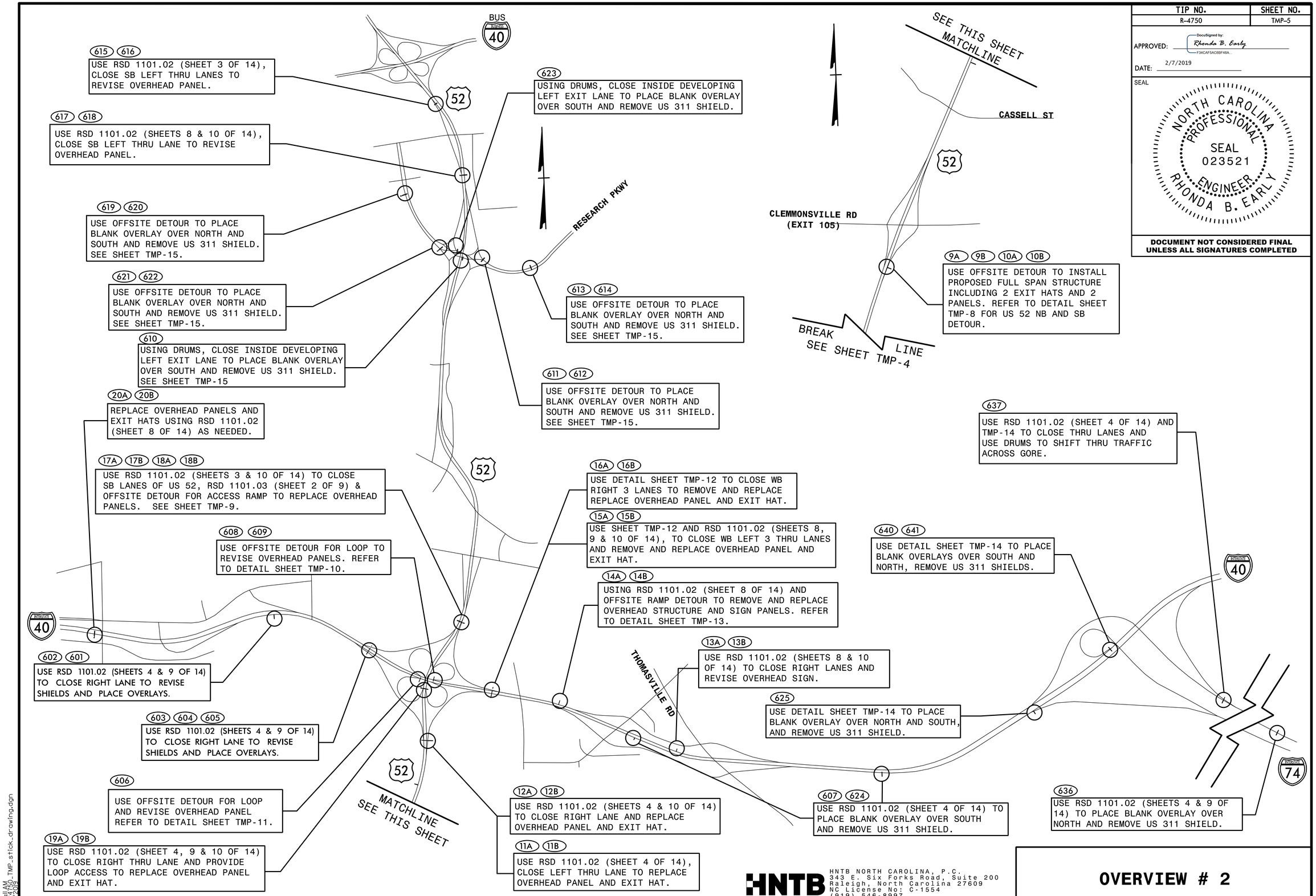

HNTB
HNTB NORTH CAROLINA, P.C.
343 E. Six Forks Road, Suite 200
Raleigh, North Carolina 27609
NC License No: C-1554
(919) 546-8997

OVERVIEW # 2

9:57:11 AM
R4750_TMP_stick_drawing.dgn
2/7/2019

DocuSign Envelope ID: 9A78E39E-C0F3-4068-8F8D-1CC486984D0C

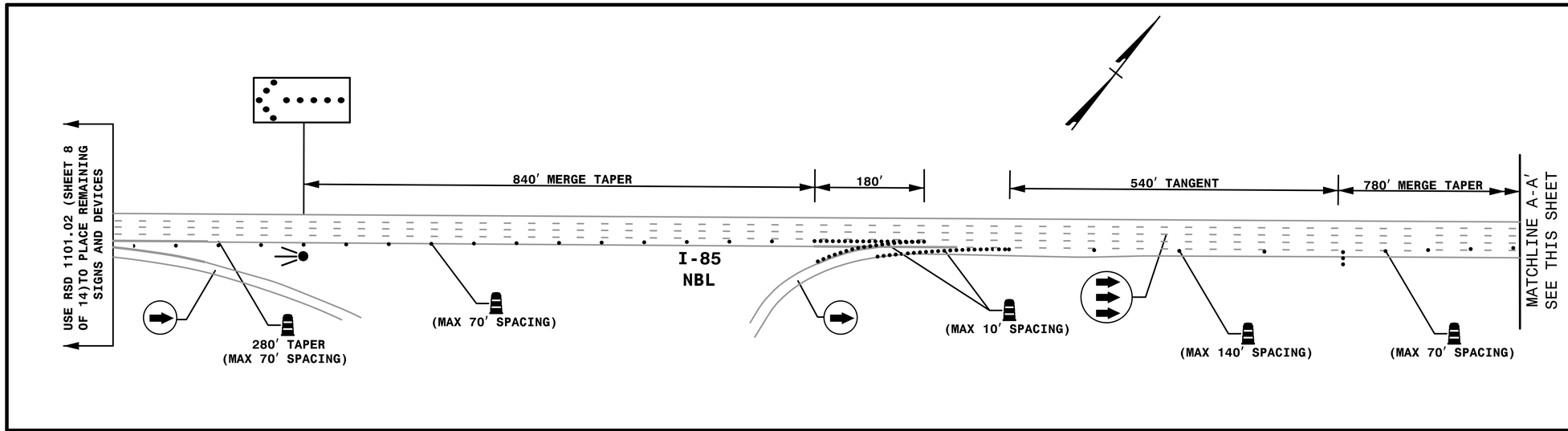

TIP NO.	SHEET NO.
R-4750	TMP-6

APPROVED: DocuSigned by: Rhonda B. Early F34CAF5AC6BF48A...

DATE: 2/7/2019

SEAL

NORTH CAROLINA PROFESSIONAL SEAL 023521 ENGINEER RHONDA B. EARLY

DOCUMENT NOT CONSIDERED FINAL UNLESS ALL SIGNATURES COMPLETED

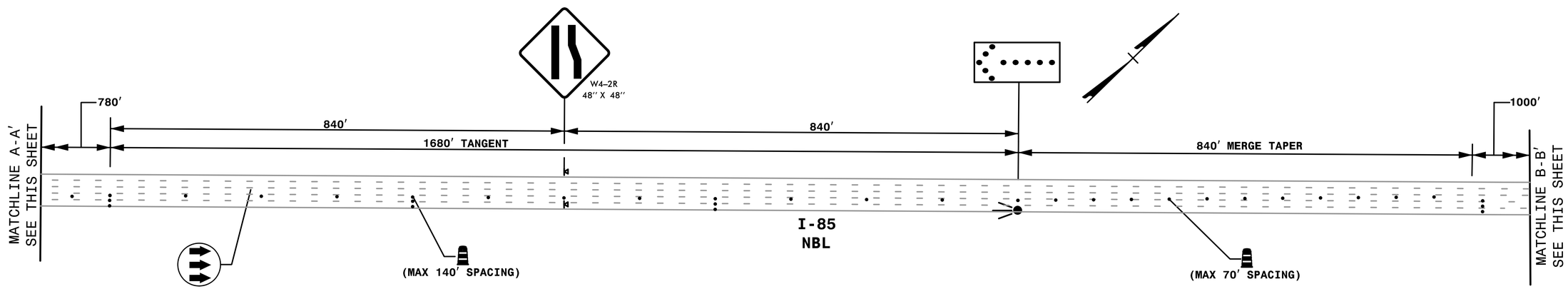

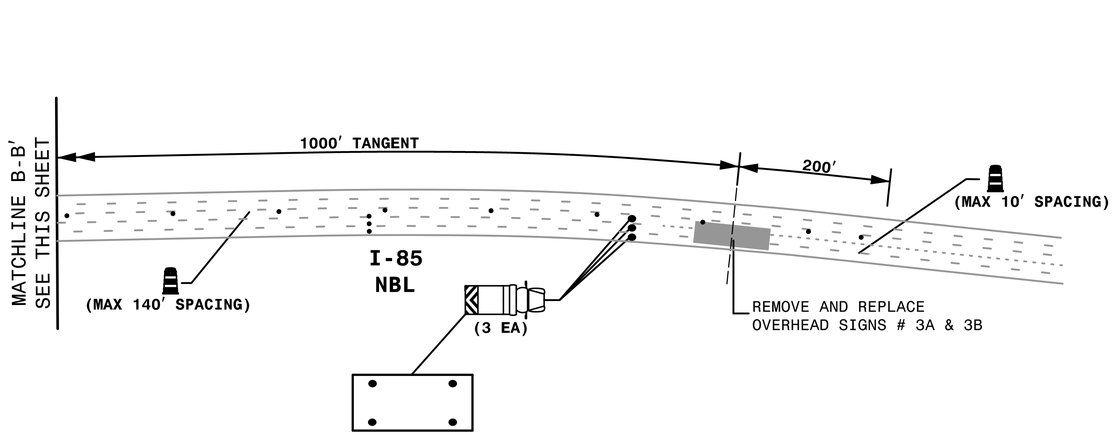

HNTB
HNTB NORTH CAROLINA, P.C.
343 E. Six Forks Road, Suite 200
Raleigh, North Carolina 27609
NC License No: C-1554
(919) 546-8997

SIGN # 3A & 3B

9:51:12 AM
R-4750_TMP_OH_3A_3B_details.dgn
1/10/2019

DocuSign Envelope ID: 9A78E39E-C0F3-4068-8F8D-1CC486984D0C

TIP NO.	SHEET NO.
R-4750	TMP-7

APPROVED: DocuSigned by: Rhonda B. Early F34CAF5AC6BF48A...

DATE: 2/7/2019

SEAL

NORTH CAROLINA PROFESSIONAL SEAL 023521 ENGINEER RHONDA B. EARLY

DOCUMENT NOT CONSIDERED FINAL UNLESS ALL SIGNATURES COMPLETED

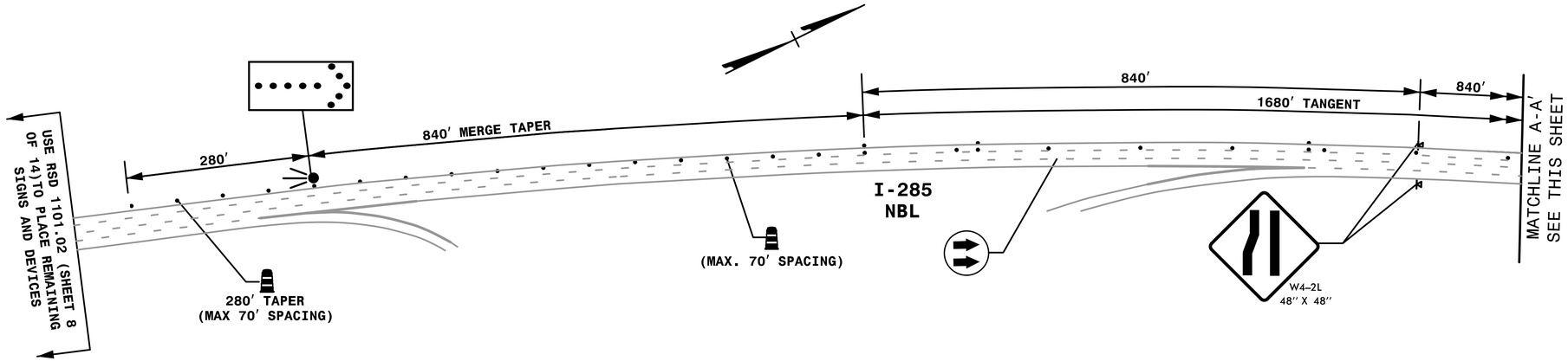

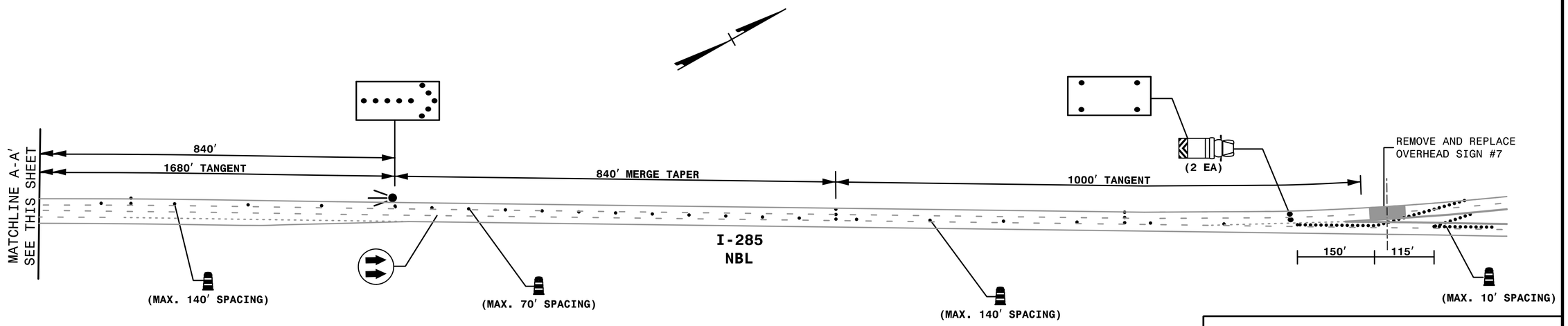

SIGN #7

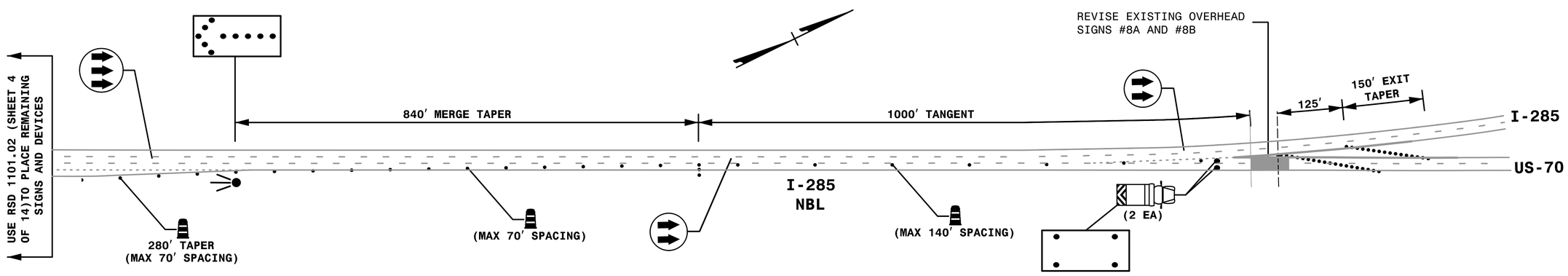

HNTB
HNTB NORTH CAROLINA, P.C.
343 E. Six Forks Road, Suite 200
Raleigh, North Carolina 27609
NC License No: C-1554
(919) 546-8997

SIGNS #8A AND #8B

9:57:14 AM
R4750_TMP_OH_8A_8B_detail.dgn
2/7/2019

DocuSign Envelope ID: 9A78E39E-C0F3-4068-8F8D-1CC486984D0C

TIP NO.	SHEET NO.
R-4750	TMP-8

APPROVED: DocuSigned by: Rhonda B. Early F34CAF5AC6BF48A...

DATE: 2/7/2019

SEAL

NORTH CAROLINA PROFESSIONAL SEAL 023521 ENGINEER RHONDA B. EARLY

DOCUMENT NOT CONSIDERED FINAL UNLESS ALL SIGNATURES COMPLETED

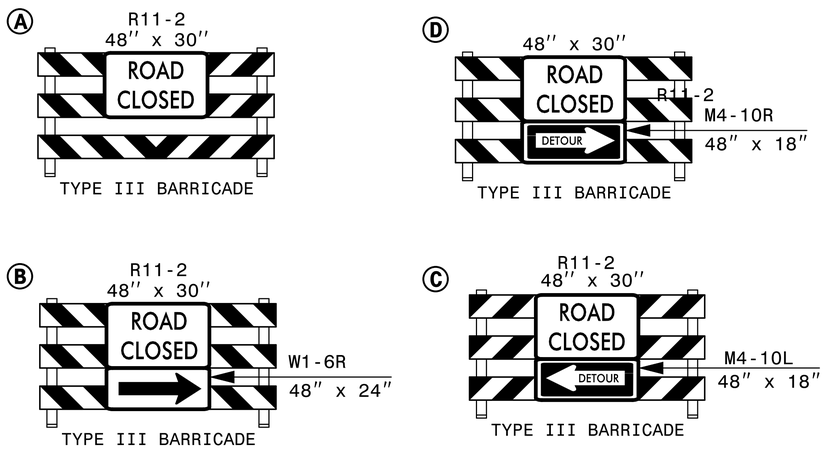

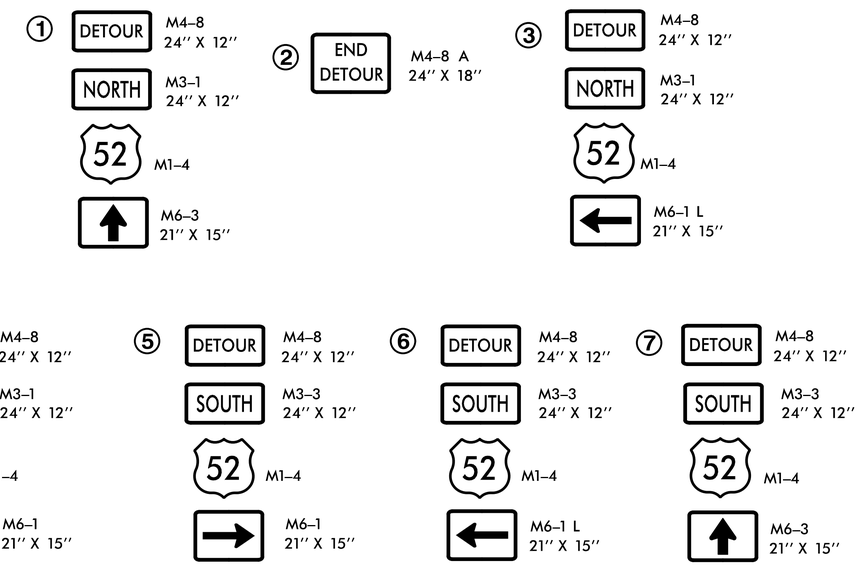

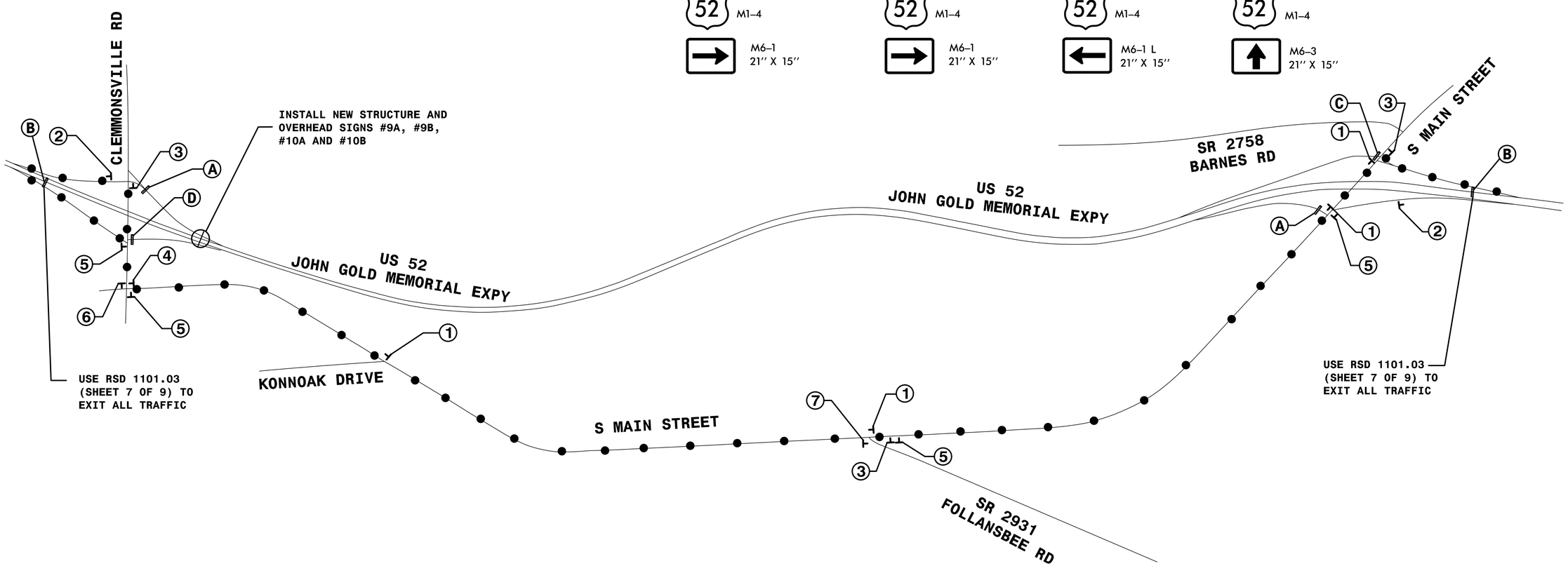

REFER TO RSD 1101.03 (SHEET 7 OF 9) FOR SIGNING AND DEVICES FOR ROAD CLOSURES ON NB AND SB US 52.

HNTB
HNTB NORTH CAROLINA, P.C.
343 E. Six Forks Road, Suite 200
Raleigh, North Carolina 27609
NC License No: C-1554
(919) 546-8997

SIGNS #9A, #9B, #10A AND #10B

9:57:15 AM
R-4750_TMP_OH-09_10 DET.dgn
2/7/2019

DocuSign Envelope ID: 9A78E39E-C0F3-4068-8F8D-1CC486984D0C

TIP NO.	SHEET NO.
R-4750	TMP-9

APPROVED: DocuSigned by: Rhonda B. Early F34CAF5AC6BF48A...

DATE: 2/7/2019

SEAL

NORTH CAROLINA PROFESSIONAL SEAL 023521 ENGINEER RHONDA B. EARLY

DOCUMENT NOT CONSIDERED FINAL UNLESS ALL SIGNATURES COMPLETED

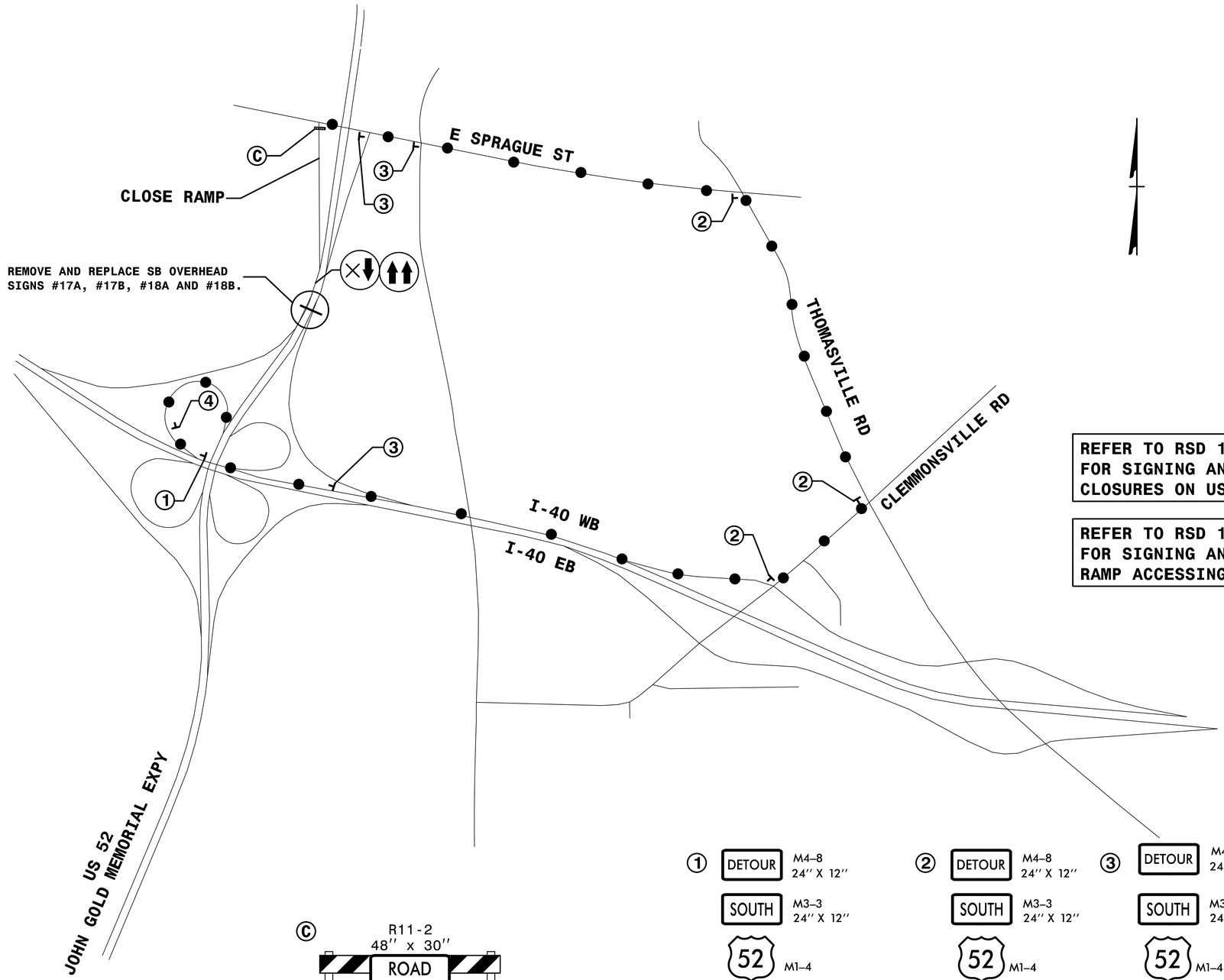

REFER TO RSD 1101.02 (SHEET 8 OF 14) FOR SIGNING AND DEVICES FOR LANE CLOSURES ON US 52

REFER TO RSD 1101.03 (SHEET 2 OF 9) FOR SIGNING AND DEVICES TO CLOSE RAMP ACCESSING US 52 SOUTH.

Ⓒ R11-2 48" x 30" — ROAD CLOSED; W1-6L 48" x 24"
TYPE III BARRICADE

① DETOUR M4-8 24" X 12"; SOUTH M3-3 24" X 12"; 52 M1-4; M6-2 21" X 15"

② DETOUR M4-8 24" X 12"; SOUTH M3-3 24" X 12"; 52 M1-4; M6-1 21" X 15"

③ DETOUR M4-8 24" X 12"; SOUTH M3-3 24" X 12"; 52 M1-4; M6-3 21" X 15"

④ END DETOUR M4-8 A 24" X 18"

HNTB
HNTB NORTH CAROLINA, P.C.
343 E. Six Forks Road, Suite 200
Raleigh, North Carolina 27609
NC License No: C-1554
(919) 546-8997

SIGNS #17A, #17B, #18A AND #18B

9:57:46 AM
R-4750_TMP_OH-17_18 DET.dgn
1/10/2019

DocuSign Envelope ID: 9A78E39E-C0F3-4068-8F8D-1CC486984D0C

TIP NO.	SHEET NO.
R-4750	TMP-10

APPROVED: DocuSigned by: Rhonda B. Early F34CAF5AC6BF48A...

DATE: 2/7/2019

SEAL

NORTH CAROLINA PROFESSIONAL SEAL 023521 ENGINEER RHONDA B. EARLY

DOCUMENT NOT CONSIDERED FINAL UNLESS ALL SIGNATURES COMPLETED

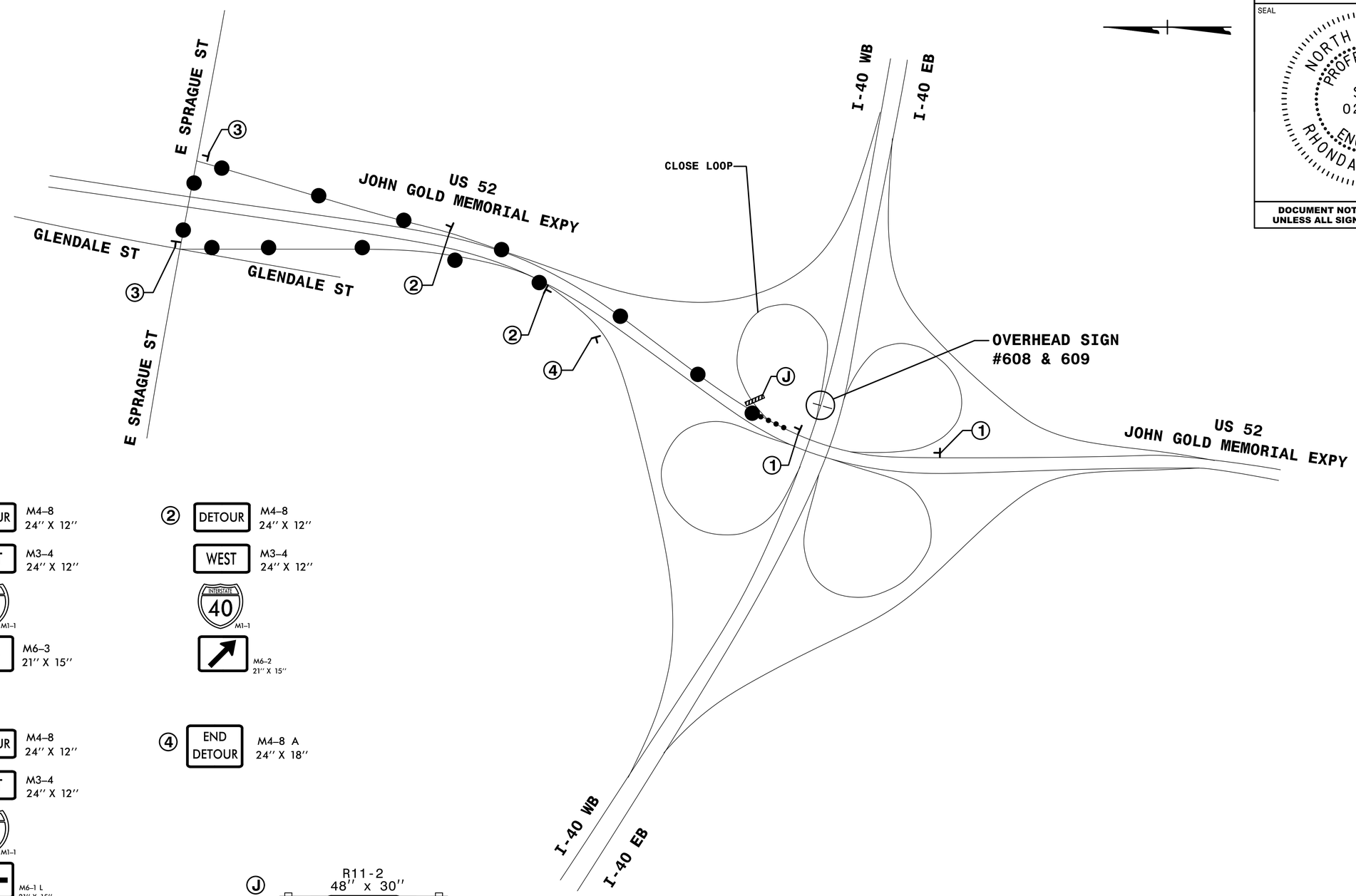

① DETOUR M4-8 24'' X 12''
WEST M3-4 24'' X 12''
INTERSTATE 40 M1-1
M6-3 21'' X 15''

② DETOUR M4-8 24'' X 12''
WEST M3-4 24'' X 12''
INTERSTATE 40 M1-1
M6-2 21'' X 15''

③ DETOUR M4-8 24'' X 12''
WEST M3-4 24'' X 12''
INTERSTATE 40 M1-1
M6-1 L 21'' X 15''

④ END DETOUR M4-8 A 24'' X 18''

Ⓙ R11-2 48'' x 30''
ROAD CLOSED
DETOUR
M4-10L 48'' x 18''
TYPE III BARRICADE

HNTB
HNTB NORTH CAROLINA, P.C.
343 E. Six Forks Road, Suite 200
Raleigh, North Carolina 27609
NC License No: C-1554
(919) 546-8997

OVERHEAD SIGN #608 AND #609

9:57:17 AM
V:\R4750_TMP_OH-608.609 DET.dgn
2/7/2019

DocuSign Envelope ID: 9A78E39E-C0F3-4068-8F8D-1CC486984D0C

TIP NO.	SHEET NO.
R-4750	TMP-11

APPROVED: DocuSigned by: Rhonda B. Early F34CAF5AC6BF48A...

DATE: 2/7/2019

SEAL

NORTH CAROLINA PROFESSIONAL SEAL 023521 ENGINEER RHONDA B. EARLY

DOCUMENT NOT CONSIDERED FINAL UNLESS ALL SIGNATURES COMPLETED

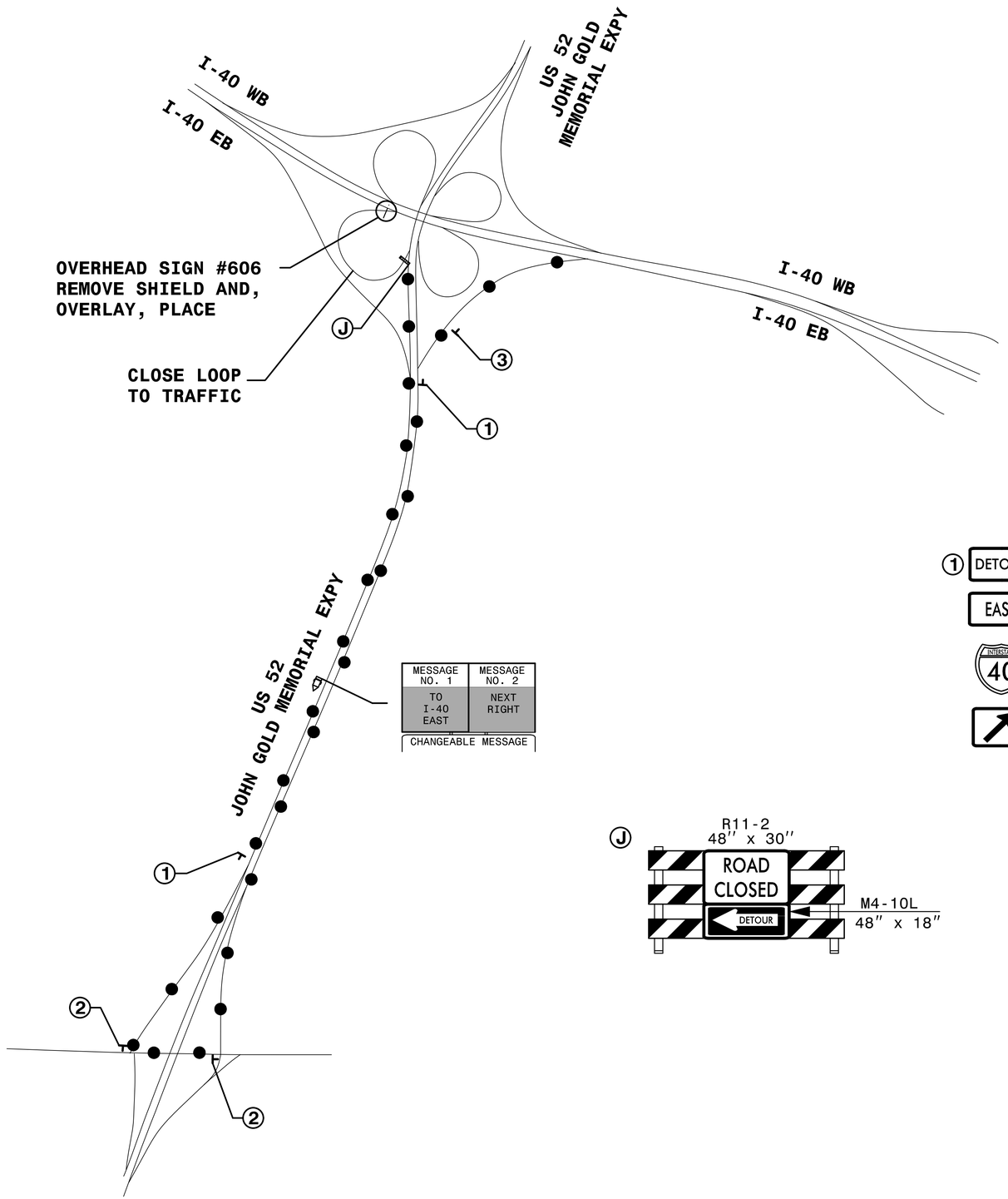

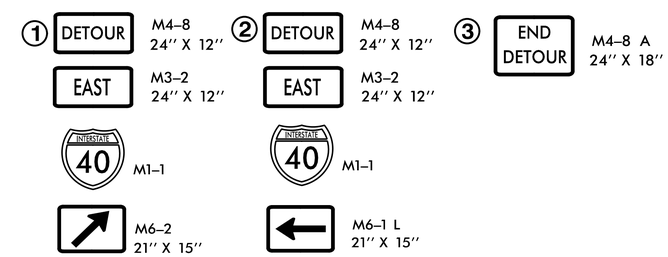

REFER TO RSD 1101.03 (SHEET 2 OF 9) FOR ADDITIONAL SIGNS AND DEVICES.

HNTB
HNTB NORTH CAROLINA, P.C.
343 E. Six Forks Road, Suite 200
Raleigh, North Carolina 27609
NC License No: C-1554
(919) 546-8997

OVERHEAD SIGN #606

9:57:18 AM
R4750_TMP_OH-606 DET.dgn
1/10/2019

DocuSign Envelope ID: 9A78E39E-C0F3-4068-8F8D-1CC486984D0C

TIP NO.	SHEET NO.
R-4750	TMP-12

APPROVED: DocuSigned by: Rhonda B. Early F34CAF5AC6BF48A...

DATE: 2/7/2019

SEAL

NORTH CAROLINA PROFESSIONAL SEAL 023521 ENGINEER RHONDA B. EARLY

DOCUMENT NOT CONSIDERED FINAL UNLESS ALL SIGNATURES COMPLETED

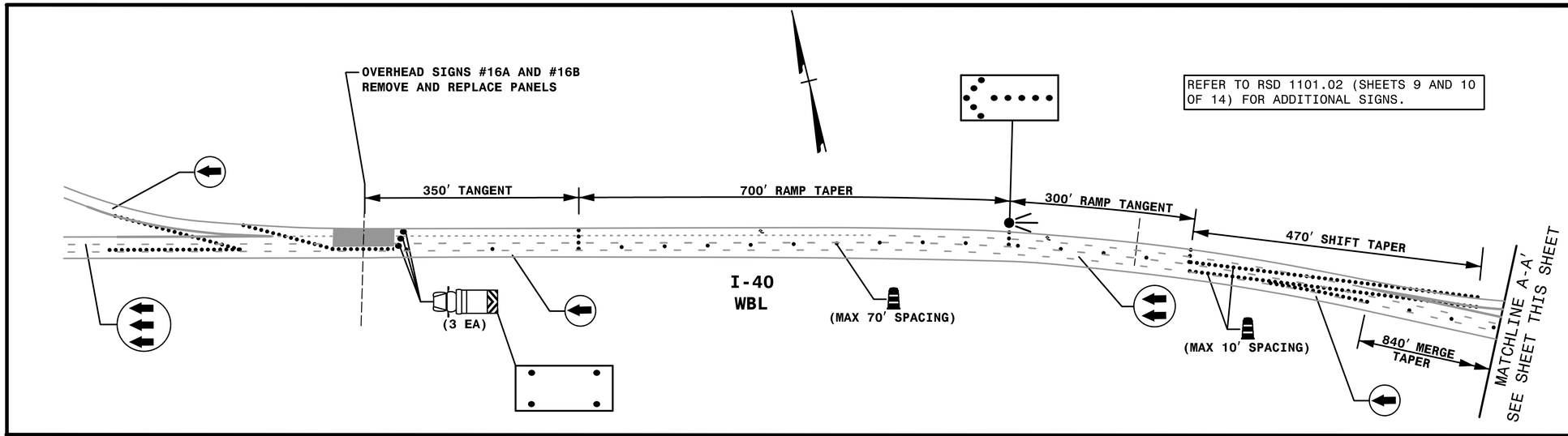

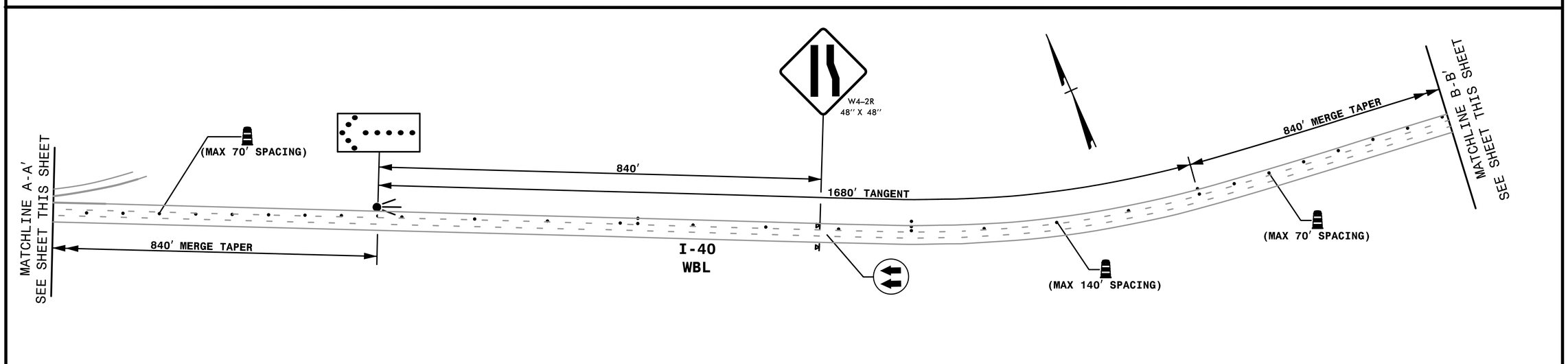

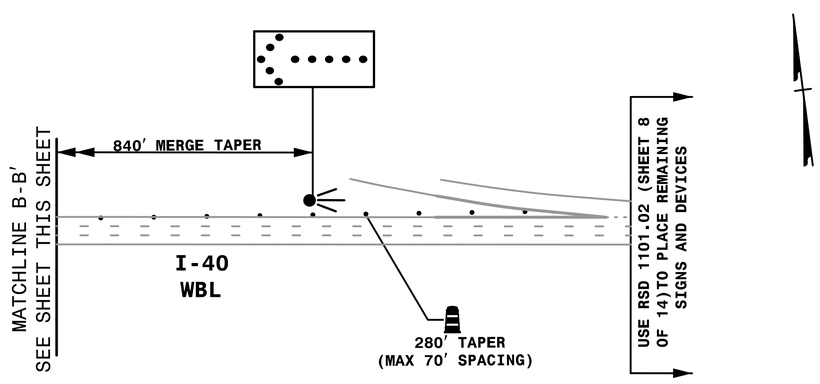

HNTB
HNTB NORTH CAROLINA, P.C.
343 E. Six Forks Road, Suite 200
Raleigh, North Carolina 27609
NC License No: C-1554
(919) 546-8997

SIGNS #16A AND #16B

9:57:20 AM
R4750_TMP_OH_16A_16B_rt_details.dgn
2/7/2019

DocuSign Envelope ID: 9A78E39E-C0F3-4068-8F8D-1CC486984D0C

TIP NO.	SHEET NO.
R-4750	TMP-13

APPROVED: DocuSigned by: Rhonda B. Early F34CAF5AC6BF48A...

DATE: 2/7/2019

SEAL

NORTH CAROLINA PROFESSIONAL SEAL 023521 ENGINEER RHONDA B. EARLY

DOCUMENT NOT CONSIDERED FINAL UNLESS ALL SIGNATURES COMPLETED

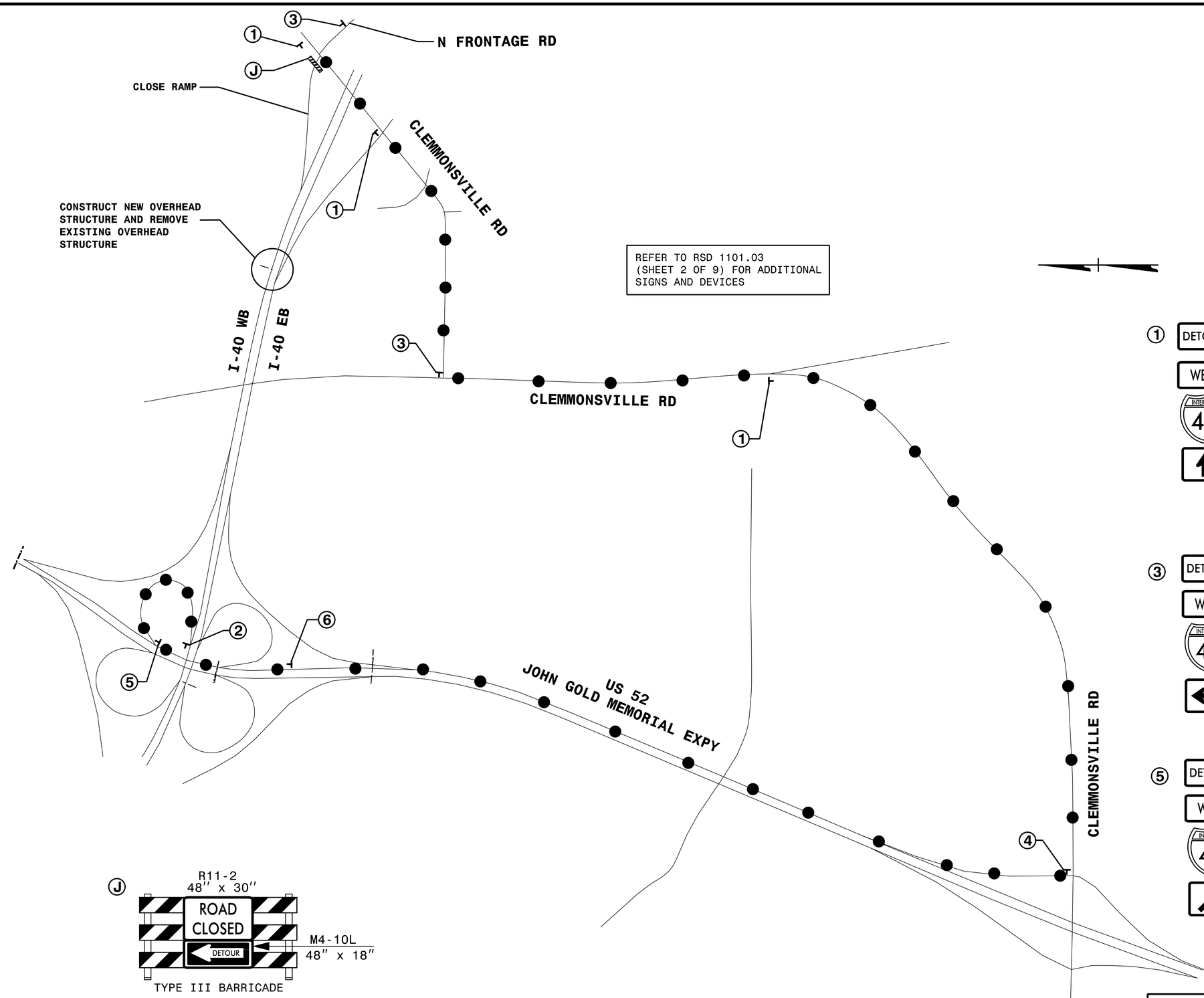

① DETOUR M4-8 24" X 12"
WEST M3-4 24" X 12"
INTERSTATE 40 M1-1
M6-3 21" X 15"

② END DETOUR M4-8 A 24" X 18"

③ DETOUR M4-8 24" X 12"
WEST M3-4 24" X 12"
INTERSTATE 40 M1-1
M6-1 L 21" X 15"

④ DETOUR M4-8 24" X 12"
WEST M3-4 24" X 12"
INTERSTATE 40 M1-1
M6-1 21" X 15"

⑤ DETOUR M4-8 24" X 12"
WEST M3-4 24" X 12"
INTERSTATE 40 M1-1
M6-2 21" X 15"

⑥ DETOUR M4-8 24" X 12"
WEST M3-4 24" X 12"
INTERSTATE 40 M1-1
M5-1R 21" X 15"

HNTB
HNTB NORTH CAROLINA, P.C.
343 E. Six Forks Road, Suite 200
Raleigh, North Carolina 27609
NC License No: C-1554
(919) 546-8997

SIGN #14A AND #14B DETOUR

9:57:21 AM
R4750_TMP_OH-14 DET.dgn
1/10/2019

DocuSign Envelope ID: 9A78E39E-C0F3-4068-8F8D-1CC486984D0C

TIP NO.	SHEET NO.
R-4750	TMP-14

APPROVED: DocuSigned by: Rhonda B. Early F34CAF5AC6BF48A...

DATE: 2/7/2019

SEAL

NORTH CAROLINA PROFESSIONAL SEAL 023521 ENGINEER RHONDA B. EARLY

DOCUMENT NOT CONSIDERED FINAL UNLESS ALL SIGNATURES COMPLETED

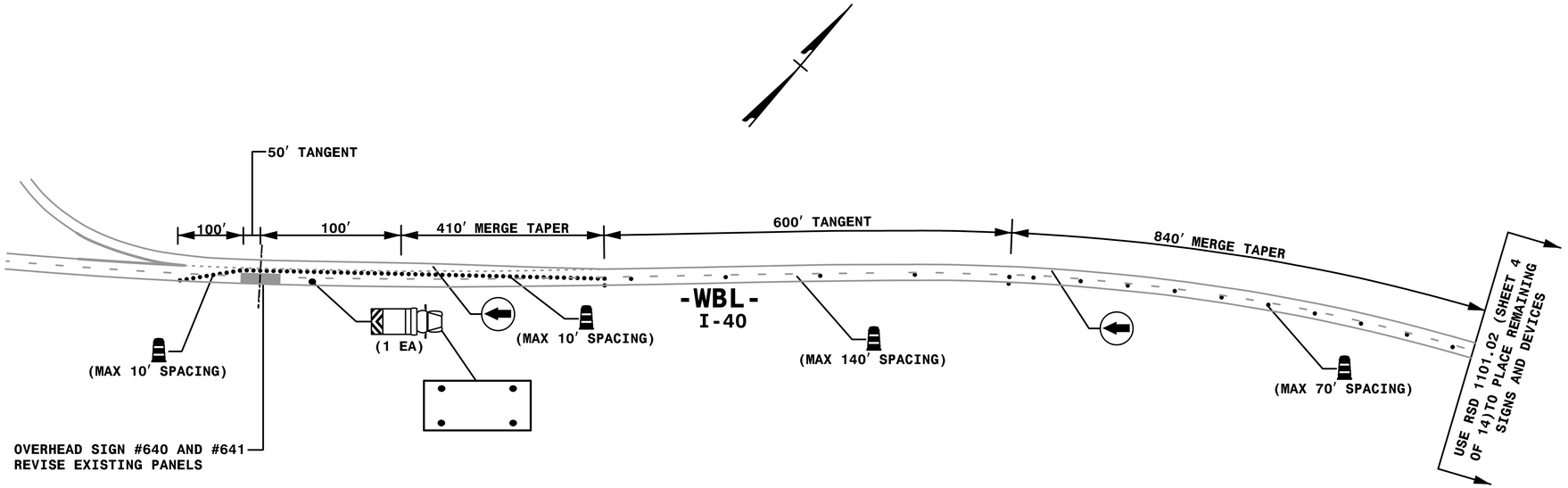

USE SAME TRAFFIC CONTROL CONCEPT SHOW FOR SIGN #640 & #641 TO COMPLETE WORK REQUIRED FOR OVERHEAD SIGN # 637 ON WB 74 APPROACHING I-40.

OH SIGN #640 & #641
OH SIGN #637

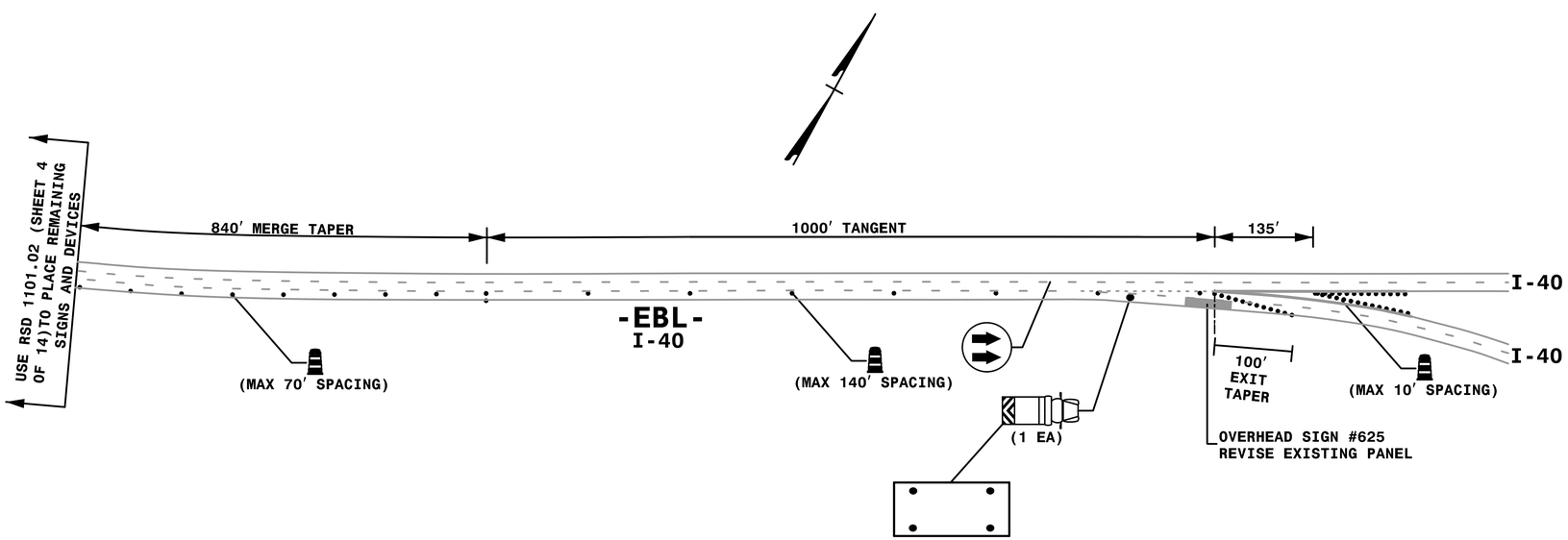

HNTB
HNTB NORTH CAROLINA, P.C.
343 E. Six Forks Road, Suite 200
Raleigh, North Carolina 27609
NC License No: C-1554
(919) 546-8997

OH SIGN #625

9:57:22 AM
R4750_TMP_OH_6il_6Odetails.dgn
11/20/2018

DocuSign Envelope ID: 9A78E39E-C0F3-4068-8F8D-1CC486984D0C

SIGNS #619, #620 #621 #622 AND #623

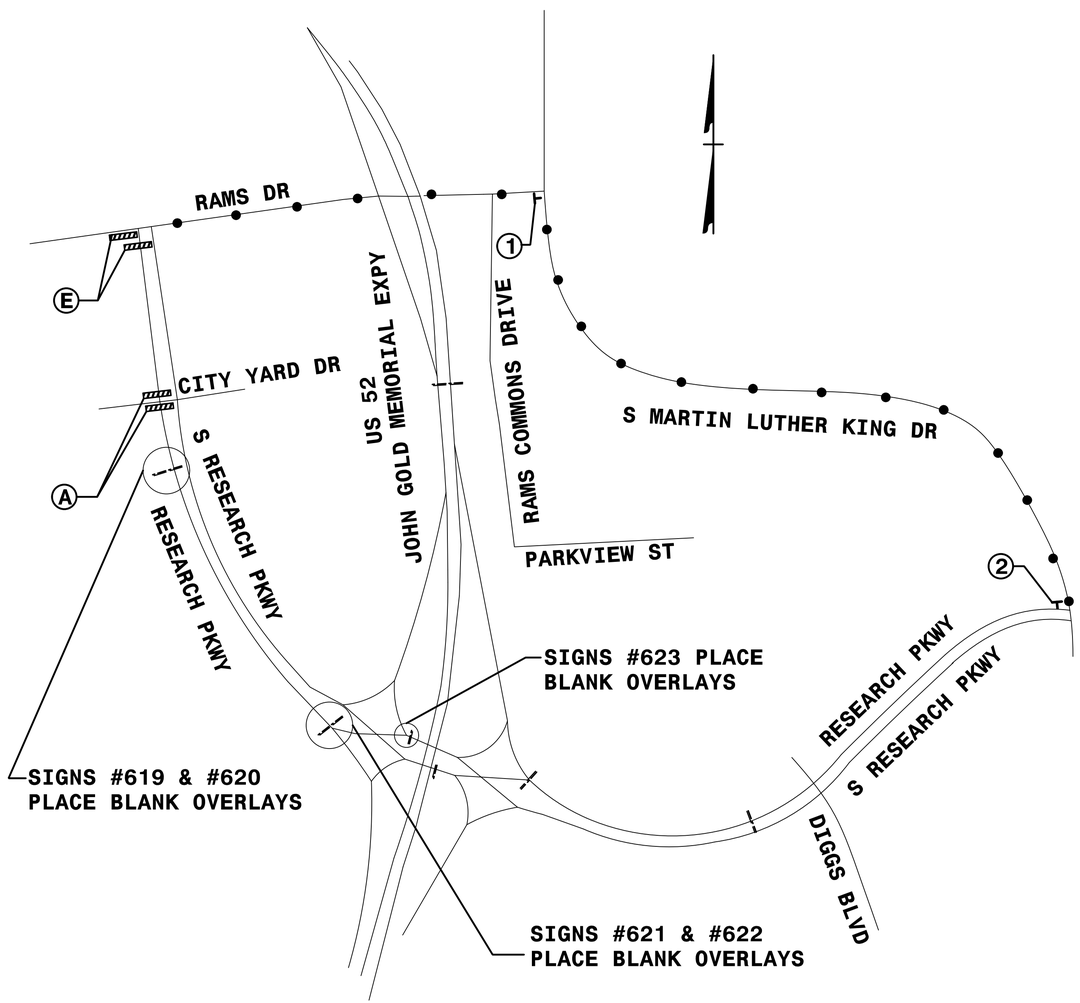

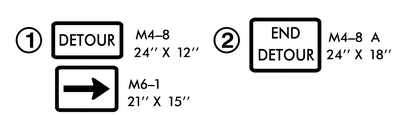

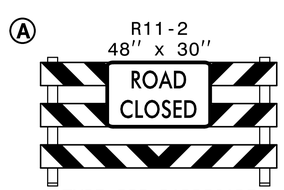

TYPE III BARRICADE

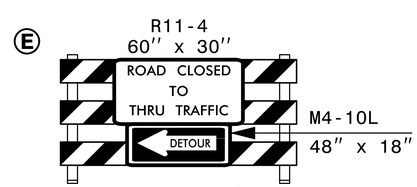

TYPE III BARRICADE

TIP NO.	SHEET NO.
R-4750	TMP-15

APPROVED: DocuSigned by: Rhonda B. Early F34CAF5AC6BF48A...

DATE: 2/7/2019

SEAL

NORTH CAROLINA PROFESSIONAL SEAL 023521 ENGINEER RHONDA B. EARLY

DOCUMENT NOT CONSIDERED FINAL UNLESS ALL SIGNATURES COMPLETED

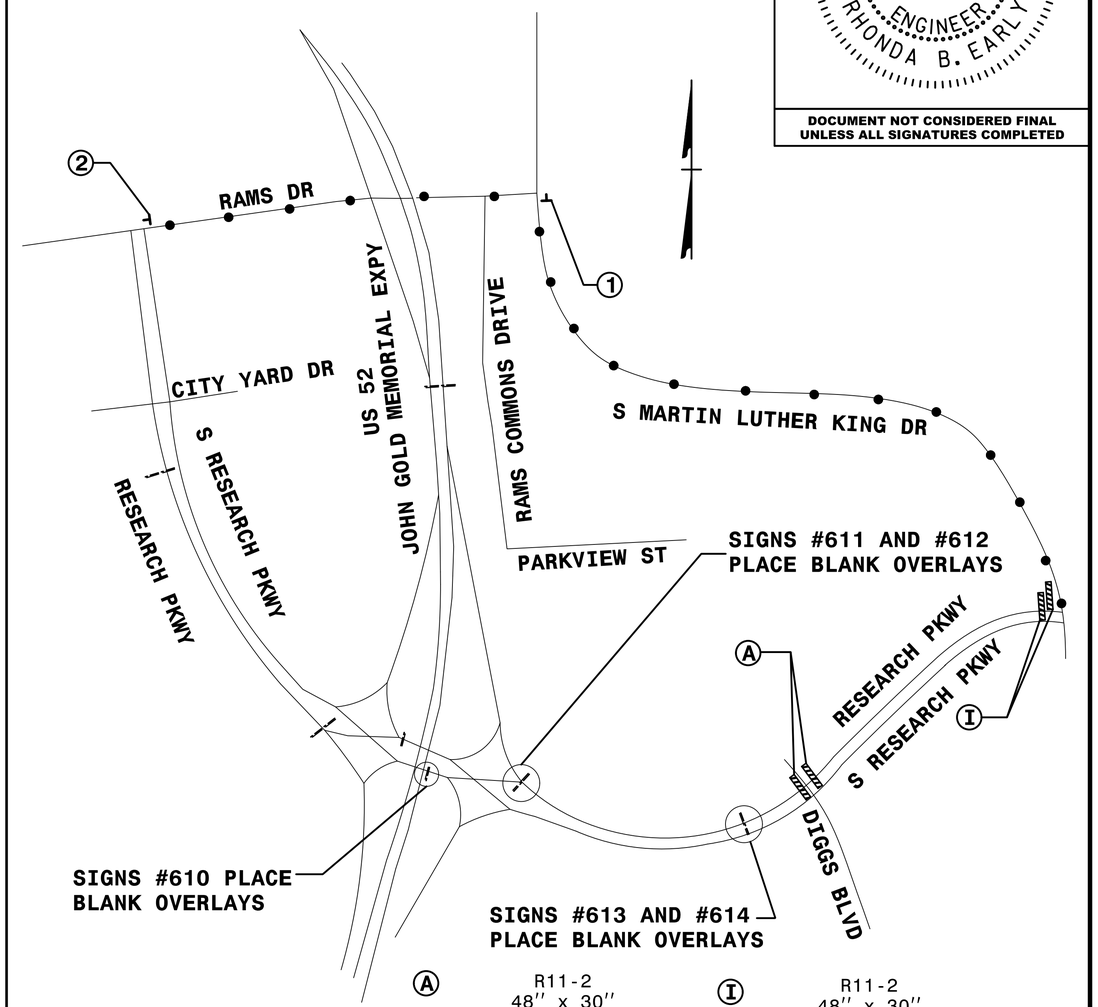

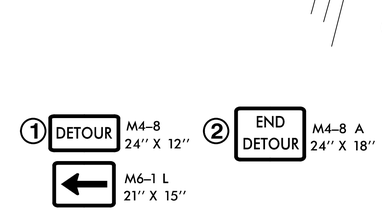

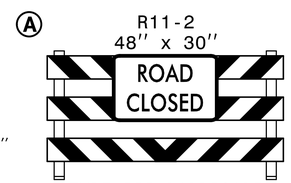

TYPE III BARRICADE

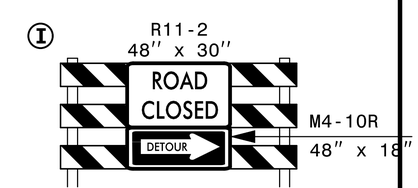

HNTB
HNTB NORTH CAROLINA, P.C.
343 E. Six Forks Road, Suite 200
Raleigh, North Carolina 27609
NC License No: C-1554
(919) 546-8997

SIGNS #610, #611, #612 #613 AND #614

9:57:23 AM
r:\TIP\R-4750\R-4750_TMP_DDIDET.dgn
2/7/2019

DocuSign Envelope ID: 5F7F5511-4C40-4143-AF46-DB5D4A63136D

T.I.P.: R-4750

CONTRACT:

STATE OF NORTH CAROLINA
DEPARTMENT OF TRANSPORTATION

SIGNING PLAN
DAVIDSON/FORSYTH COUNTIES

LOCATION: I-285/US 29/US 52/US 70 FROM WEST OF BELMONT RD TO US 421, I-40 NORTH OF PETERS CREEK PKWY TO SOUTH OF NC 66 (HORNEYTOWN RD)

PROJECT	SHEET NO.
R-4750	SIGN-1

APPROVED: DocuSigned by: Andrew D Klinksiek E3D78FB4D98E44B...

DATE: 12/14/2018

SEAL

NORTH CAROLINA PROFESSIONAL SEAL 40311 ENGINEER ANDREW D. KLINKSIEK

DOCUMENT NOT CONSIDERED FINAL UNLESS ALL SIGNATURES COMPLETED

ROADWAY STANDARD DRAWING

THE FOLLOWING ROADWAY STANDARDS AS APPEAR IN "ROADWAY STANDARD DRAWINGS" - PROJECT SERVICES UNIT - N.C. DEPARTMENT OF TRANSPORTATION - RALEIGH, N.C., DATED JANUARY 2018 ARE APPLICABLE TO THIS PROJECT AND BY REFERENCE HEREBY ARE CONSIDERED A PART OF THESE PLANS:

STD. NO.	TITLE
862.01	GUARDRAIL PLACEMENT
862.02	GUARDRAIL INSTALLATION
901.10	TYPE 'A' SIGNS
901.20	TYPE 'B' SIGNS
901.50	ARROWS AND SHIELDS
901.60	RIVET SPACING FOR OVERLAYED SIGNS
901.70	SIGN STRINGERS AND SUPPORT SPACING
901.80	SIGN MOUNTING DETAILS - FOR TYPE A AND TYPE B SIGNS
903.10	GROUND MOUNTED SIGN SUPPORTS
904.10	ORIENTATION OF GROUND MOUNTED SIGNS
904.20	SECONDARY SIGN MOUNTING
904.30	SUPPLEMENTAL SIGN MOUNTING
904.50	MOUNTING OF TYPE 'D', 'E' AND 'F' SIGNS ON 'U' CHANNEL POSTS

GENERAL NOTES

- SIGNS FURNISHED BY STATE.
- ALL PROPOSED SIGNS SEE PAY ITEM NOTE 1 UNLESS OTHERWISE NOTED.
- CONFIRM IN WRITING AT LEAST 4 MONTHS IN ADVANCE, THE ACTUAL DATE THE DEPARTMENT FURNISHED SIGNS WILL BE REQUIRED.
- ALL TYPE D SIGNS SHALL BE MOUNTED ON TWO U-CHANNEL POSTS UNLESS OTHERWISE INDICATED ON THE PLANS.
- IF REMOVAL OR RELOCATION OF SIGNS ON PRIVATE STREET (NON-STATE MAINTAINED) IS REQUIRED DUE TO CONSTRUCTION, THE CONTRACTOR SHALL INFORM THE ENGINEER. THE WORK WILL BE COMPLETED BY OTHERS.
- WHEN NOT STATIONED OR DIMENSIONED ON PLANS, ALL TYPE E AND F SIGNS SHALL BE FIELD LOCATED BY THE ENGINEER.
- WHEN EXISTING SIGNS ARE REMOVED AND INSTALLED ON NEW SUPPORTS, THE RE-ERECTION SHALL IMMEDIATELY FOLLOW THE REMOVAL.
- THE BACKGROUND FOR TYPE E AND F SIGNS SHALL BE GRADE C REFLECTIVE SHEETING UNLESS OTHERWISE.
- DO NOT BEGIN FABRICATION FOR TYPE A AND B SIGNS MOUNTED ON OVERHEAD STRUCTURES OR STEEL SUPPORTS UNTIL "S" DIMENSIONS HAVE BEEN FIELD VERIFIED.

SUMMARY OF QUANTITIES

ITEM NO. DESC. NO.	ITEM NO. SECT. NO.	ITEM DESCRIPTION	QUANTITY	UNIT
0001000000	800	MOBILIZATION	1	LS
4048000000	902	REINFORCED CONCRETE SIGN FOUNDATION	32	CY
4057000000	SP	OVERHEAD FOOTING	58	CY
4060000000	903	SUPPORTS, BREAKAWAY STEEL BEAM	23819	LB
4066000000	903	SUPPORTS, SIMPLE STEEL BEAM	8112	LB
4072000000	903	SUPPORTS, 3 LB STEEL U-CHANNEL	2945.4	LF
4082100000	906	SUPPORTS, OVERHEAD SIGN STRUCTURE 'A' AT I-285/US 52/NC 8 NB	1	LS
4082100000	906	SUPPORTS, OVERHEAD SIGN STRUCTURE 'B' AT I-40 EB	1	LS
4082100000	906	SUPPORTS, OVERHEAD SIGN STRUCTURE 'C' AT I-40 WB	1	LS
4096000000	904	SIGN ERECTION, TYPE D	17	EA
4102000000	904	SIGN ERECTION, TYPE E	2	EA
4108000000	904	SIGN ERECTION, TYPE F	66	EA
4109000000	904	SIGN ERECTION, TYPE A (OVERHEAD)	17	EA
4109000000	904	SIGN ERECTION, TYPE B (OVERHEAD)	14	EA
4110000000	904	SIGN ERECTION, TYPE A (GROUND MOUNTED)	29	EA
4110000000	904	SIGN ERECTION, TYPE B (GROUND MOUNTED)	3	EA
4115000000	904	SIGN ERECTION, OVERLAY (OVERHEAD)	29	EA
4116000000	904	SIGN ERECTION, OVERLAY (GROUND MOUNTED)	12	EA
4116100000	904	SIGN ERECTION, RELOCATE SIGN TYPE A (GROUND MOUNTED)	1	EA
4149000000	907	DISPOSAL OF SIGN SYSTEM, OVERHEAD	3	EA
4152000000	907	DISPOSAL OF SIGN SYSTEM, STEEL BEAM	10	EA
4155000000	907	DISPOSAL OF SIGN SYSTEM, U-CHANNEL	95	EA
4234000000	907	DISPOSAL OF SIGN, A OR B (OVERHEAD)	28	EA
4236000000	907	DISPOSAL OF SIGN, A OR B (GROUND MOUNTED)	2	EA
4241000000	907	DISPOSAL OF SIGN, OVERLAY (OVERHEAD)	21	EA
4242000000	907	DISPOSAL OF SIGN, OVERLAY (GROUND MOUNTED)	12	EA
4263000000	907	DISPOSAL OF WALKWAY	3	EA

PAY ITEM NOTES

1 SIGN ERECTION, TYPE D, E OR F
2 SIGN ERECTION, TYPE A (OVERHEAD)
3 SIGN ERECTION, TYPE B (OVERHEAD)
4 SIGN ERECTION, TYPE A (GROUND MOUNTED)
5 SIGN ERECTION, TYPE B (GROUND MOUNTED)
6 SIGN ERECTION, OVERLAY (OVERHEAD)
7 SIGN ERECTION, OVERLAY (GROUND MOUNTED)
8 SIGN ERECTION, RELOCATE SIGN TYPE A (GROUND MOUNTED)
9 DISPOSAL OF SIGN SYSTEM, OVERHEAD
10 DISPOSAL OF SIGN SYSTEM, STEEL BEAM
11 DISPOSAL OF SIGN SYSTEM, U-CHANNEL
12 DISPOSAL OF SIGN SYSTEM, WOOD
13 DISPOSAL OF SIGN, A OR B (OVERHEAD)
14 DISPOSAL OF SIGN, A OR B (GROUND MOUNTED)
15 DISPOSAL OF SIGN, OVERLAY (OVERHEAD)
16 DISPOSAL OF SIGN, OVERLAY (GROUND MOUNTED)
17 DISPOSAL OF WALKWAY

PROJECT NOTES

A. SHIELDS SHALL BE DEMOUNTABLE. SEE NCDOT STANDARD SPECIFICATIONS FOR ROADS AND STRUCTURES SECTION 901-3 (H)(3) FOR CONSTRUCTION METHODS. ERECTION SHALL BE PAID FOR AS A SIGN ERECTION, OVERLAY (OVERHEAD), SEE PAY ITEM NOTE 6. SEE NCDOT STANDARD SPECIFICATIONS FOR ROADS AND STRUCTURES SECTION 904-3(D) FOR CONSTRUCTION METHODS.

B. SHIELDS SHALL BE DEMOUNTABLE. SEE NCDOT STANDARD SPECIFICATIONS FOR ROADS AND STRUCTURES SECTION 901-3 (H)(3) FOR CONSTRUCTION METHODS. ERECTION SHALL BE PAID FOR AS A SIGN ERECTION, OVERLAY (GROUND MOUNTED), SEE PAY ITEM NOTE 7. SEE NCDOT STANDARD SPECIFICATIONS FOR ROADS AND STRUCTURES SECTION 904-3(D) FOR CONSTRUCTION METHODS.

INDEX

SHEET NO.	DESCRIPTION
SIGN-1	TITLE SHEET
SIGN-1A	KEY SHEET
SIGN-2-2A	SUPPORT INFORMATION
SIGN-3-3E	OVERHEAD STRUCTURE LINE DRAWINGS
SIGN-4-4X	SIGN DESIGNS, TYPE E AND F, AND OVERLAYS
SIGN-5-19	SIGNING PLAN SHEETS
SIGN-20-21	GUARDRAIL DETAILS

PLANS SUBMITTED TO:

KELVIN JORDAN — SIGNING & DELINEATION REGIONAL ENGINEER

ASHLEY MATTHEWS — SIGNING & DELINEATION PROJECT DESIGN ENGINEER

STATE OF NORTH CAROLINA DEPARTMENT OF TRANSPORTATION

PLANS PREPARED BY: HNTB NORTH CAROLINA, P.C.

C.A. JOHNSON, III, PE — SIGNING PROJECT MANAGER

A.D. KLINKSIEK, PE, PTOE — SIGNING PROJECT ENGINEER

N.K. VLANICH, EI — SIGNING DESIGN ENGINEER

HNTB

HNTB NORTH CAROLINA, P.C.
343 E. Six Forks Road, Suite 200
Raleigh, North Carolina 27609
NC License No: C-1554
(919)546-8997

DocuSign Envelope ID: 5F7F5511-4C40-4143-AF46-DB5D4A63136D

TIP NO.	SHEET NO.
R-4750	SIGN-1A

APPROVED: Andrew D Klinksiek (DocuSigned by: E3D78F8459E44B...)

DATE: 12/14/2018

SEAL

NORTH CAROLINA PROFESSIONAL SEAL 40311 ENGINEER ANDREW D. KLINKSIEK

DOCUMENT NOT CONSIDERED FINAL UNLESS ALL SIGNATURES COMPLETED

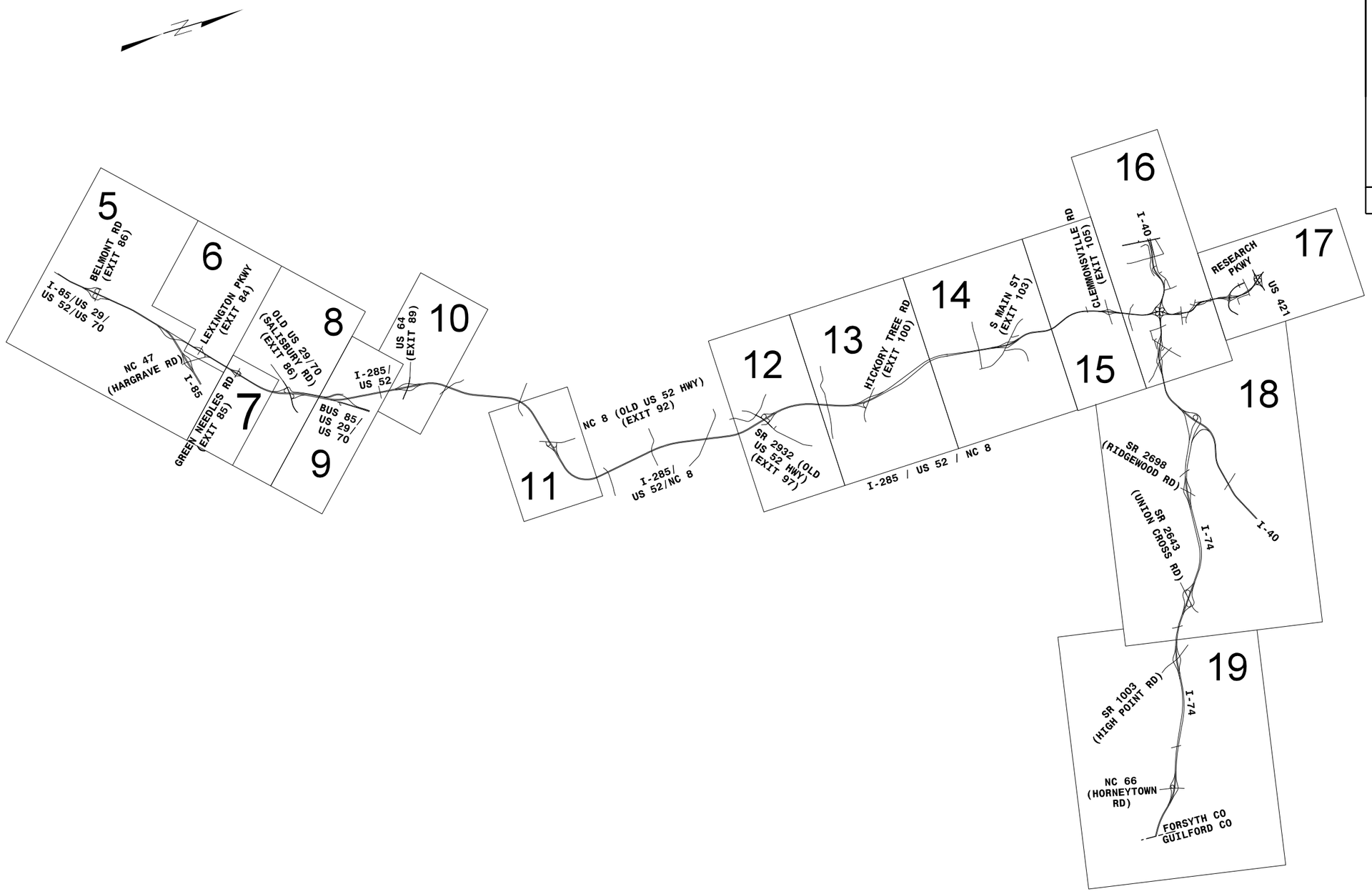

HNTB
HNTB NORTH CAROLINA, P.C.
343 E. Six Forks Road, Suite 200
Raleigh, North Carolina 27609
NC License No: C-1554
(919) 546-8997

KEY SHEET

DocuSign Envelope ID: 5F7F5511-4C40-4143-AF46-DB5D4A63136D

TIP NO.	SHEET NO.
R-4750	SIGN-2

APPROVED: Andrew D Klinksiek (DocuSigned by: E3D78FB4596E44B...)

DATE: 12/14/2018

SEAL

NORTH CAROLINA PROFESSIONAL SEAL 40311 ENGINEER ANDREW D. KLINKSIEK

DOCUMENT NOT CONSIDERED FINAL UNLESS ALL SIGNATURES COMPLETED

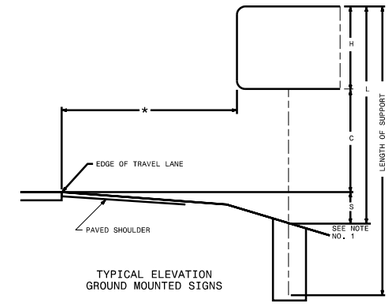

TYPICAL ELEVATION
GROUND MOUNTED SIGNS

Version: 3.1 Posted: 6/2/2017

SIGN					ROADWAY	NUMBER OF	BEAM	SUPPORT TYPE	OMNI	ATTACHMENT	MOUNTING	HORIZONTAL CLEARANCE*	SUPPORT	LENGTH (ft)			LEFT SUPPORT (ft)			CENTER SUPPORT (ft)			RIGHT SUPPORT (ft)			SUPPORT WEIGHTS		FOOTINGS				FIELD VERIFIED
NUMBER	TYPE	SIZE (in.) w	x	h	STATION	SUPPORTS	SECTION	BA or S	COUPLER	METHOD	METHOD	(ft.)	SPACING	SNS HT "H"	MTG HT "C"	EMBED-MENT	S	L	LENGTH	S	L	LENGTH	S	L	LENGTH	B/A (lbs.)	SIMPLE (lbs.)	DIAMETER (ft.)	DEPTH (ft.)	REINFORCED (c.y.)	PLAIN (c.y.)	SEE NOTE 2 (mm/dd/yy)
101	A	162	x	162	I-285 NB	2	W10x22	S	N/A	N/A	N/A	17.00	7.91	13.50	7.00	4.0	2.20	22.70	26.70	0.00	0.00	0.00	6.00	26.50	30.50	0.00	1258.4	2.5	4.5	1.64	0.00	_____
102A 102B	B A	114 222	x x	30 168	I-85 SB	3	W8x18	BA	N/A	1-R N/A	N/A N/A	30.00	7.5 NON-STD. SPACING	14.00	7.10	4.5	2.10	23.20	27.70	0.80	21.90	26.40	-0.10	21.00	25.50	1642.80	0	2.0	5	1.75	0.00	_____
103A 103B	B A	114 222	x x	30 168	I-85 SB	3	W8x21	BA	`	1-R N/A	N/A N/A	30.00	7.5 NON-STD. SPACING	14.00	7.00	4.5	2.80	23.80	28.30	2.10	23.10	27.60	0.00	21.00	25.50	1928.40	0	2.0	5	1.75	0.00	_____
104A 104B	B A	114 222	x x	30 180	I-85 SB	3	W10x26	BA	N/A	1-R N/A	N/A N/A	25.00	7.5 NON-STD. SPACING	15.00	9.00	4.5	2.60	26.60	31.10	0.90	24.90	29.40	-2.00	22.00	26.50	2682.00	0	2.5	5	2.73	0.00	_____
105	A	162	x	162	I-285 NB	2	W10x22	S	N/A	N/A	N/A	19.00	7.91	13.50	7.00	4.0	3.10	23.60	27.60	0.00	0.00	0.00	6.30	26.80	30.80	0.00	1284.8	2.5	4.5	1.64	0.00	_____
106	A	162	x	162	I-285 SB	2	W10x26	S	N/A	N/A	N/A	18.00	7.91	13.50	7.00	4.5	4.50	25.00	29.50	0.00	0.00	0.00	8.60	29.10	33.60	0.00	1640.6	2.5	5	1.82	0.00	_____
107	A	156	x	162	OLD US 29/70 WB	2	W6x16	BA	N/A	N/A	N/A	15.00	7.62	13.50	7.00	4.5	0.90	21.40	25.90	0.00	0.00	0.00	1.10	21.60	26.10	926.00	0	1.5	5	0.65	0.00	_____
108	A	156	x	84	OLD US 29/70 WB	2	W6x9	BA	N/A	N/A	N/A	12.00	7.62	7.00	7.00	3.5	0.80	14.80	18.30	0.00	0.00	0.00	2.00	16.00	19.50	404.20	0	1.5	4	0.52	0.00	_____
109	A	156	x	162	OLD US 29/70 EB	2	W8x18	BA	N/A	N/A	N/A	15.00	7.62	13.50	7.00	4.5	2.20	22.70	27.20	0.00	0.00	0.00	3.90	24.40	28.90	1149.80	0	2.0	5	1.16	0.00	_____
110	A	156	x	126	OLD US 29/70 EB	2	W6x16	BA	N/A	N/A	N/A	15.00	7.62	10.50	7.00	4.0	1.50	19.00	23.00	0.00	0.00	0.00	2.20	19.70	23.70	841.20	0	1.5	4.5	0.59	0.00	_____
111	A	162	x	90	I-285 SB	2	W6x12	S	N/A	N/A	N/A	17.00	7.91	7.50	7.00	3.5	1.70	16.20	19.70	0.00	0.00	0.00	3.90	18.40	21.90	0.00	499.2	1.5	4	0.52	0.00	_____
112	A	162	x	90	I-285 NB	2	W6x12	BA	N/A	N/A	N/A	32.00	7.91	7.50	7.80	3.5	2.40	17.70	21.20	0.00	0.00	0.00	-0.80	14.50	18.00	548.40	0	1.5	4	0.52	0.00	_____
113	A	156	x	162	US 64 WB	2	W8x18	BA	N/A	N/A	N/A	14.00	7.62	13.50	7.00	4.0	1.50	22.00	26.00	0.00	0.00	0.00	2.30	22.80	26.80	1090.40	0	2.0	4.5	1.05	0.00	_____
114	A	156	x	144	US 64 WB	2	W6x16	BA	N/A	N/A	N/A	12.00	7.62	12.00	7.00	4.5	0.90	19.90	24.40	0.00	0.00	0.00	2.20	21.20	25.70	895.60	0	1.5	5	0.65	0.00	_____
115	A	156	x	162	US 64 EB	2	W8x18	BA	N/A	N/A	N/A	12.00	7.62	13.50	7.00	4.0	0.90	21.40	25.40	0.00	0.00	0.00	2.10	22.60	26.60	1076.00	0	2.0	4.5	1.05	0.00	_____
116	A	156	x	144	US 64 EB	2	W6x16	BA	N/A	N/A	N/A	12.00	7.62	12.00	7.00	4.5	0.90	19.90	24.40	0.00	0.00	0.00	1.50	20.50	25.00	884.40	0	1.5	5	0.65	0.00	_____

NOTES:

1. DIMENSION "S" REPRESENTS AN INCREASE (+), OR A DECREASE (-) IN POLE LENGTH, RELATIVE TO THE ELEVATION OF THE EDGE OF TRAVEL LANE.

2. FIELD VERIFICATIONS SHALL BE REQUIRED FOR ALL SUPPORTS, SEE (*) ARTICLE 903-3. FABRICATORS SHALL BE AISC CERTIFIED IN CATEGORY 1, SEE (*) ARTICLE 1072-1. (*) = N.C.D.O.T. STANDARD SPECIFICATIONS FOR ROADS AND STRUCTURES

3. PLAN LOCATIONS FOR EXISTING UTILITIES ARE BASED ON THE BEST AVAILABLE INFORMATION AND, THEREFORE MAY NOT BE PRECISELY ACCURATE. THEREFORE, IT IS INCUMBENT UPON THE CONTRACTOR TO DETERMINE THE EXACT LOCATION OF UTILITIES BEFORE BEGINNING WORK IN A LOCATION.

HNTB
HNTB NORTH CAROLINA, P.C.
343 E. Six Forks Road, Suite 200
Raleigh, North Carolina 27609
NC License No: C-1554
(919) 546-8997

TYPE A AND TYPE B GROUND MOUNTED SIGNS

DocuSign Envelope ID: 5F7F5511-4C40-4143-AF46-DB5D4A63136D

TIP NO.	SHEET NO.
R-4750	SIGN-2A

APPROVED: Andrew D Klinksiek (DocuSigned by: E3D78FB4596E44B...)

DATE: 12/14/2018

SEAL

NORTH CAROLINA PROFESSIONAL SEAL 40311 ENGINEER ANDREW D. KLINKSIEK

DOCUMENT NOT CONSIDERED FINAL UNLESS ALL SIGNATURES COMPLETED

Version: 3.1 Posted: 6/2/2017

SIGN NUMBER	SIGN TYPE	SIZE (in.) w	x	h	ROADWAY STATION	NUMBER OF SUPPORTS	BEAM SECTION	SUPPORT TYPE BA or S	OMNI COUPLER	ATTACHMENT METHOD	MOUNTING METHOD	HORIZONTAL CLEARANCE* (ft.)	SUPPORT SPACING	LENGTH (ft) SNS HT "H"	MTG HT "C"	EMBED-MENT	LEFT SUPPORT (ft) S	L	LENGTH	CENTER SUPPORT (ft) S	L	LENGTH	RIGHT SUPPORT (ft) S	L	LENGTH	SUPPORT WEIGHTS B/A (lbs.)	SIMPLE (lbs.)	FOOTINGS DIAMETER (ft.)	DEPTH (ft.)	REINFORCED (c.y.)	PLAIN (c.y.)	FIELD VERIFIED SEE NOTE 2 (mm/dd/yy)
117	A	162	x	162	I-285 NB	2	W6x16	BA	N/A	N/A	N/A	30.00	7.91	13.50	7.00	4.5	0.80	21.30	25.80	0.00	0.00	0.00	0.90	21.40	25.90	921.20	0	1.5	5	0.65	0.00	_____
118	A	162	x	90	I-285 SB	2	W6x12	BA	N/A	N/A	N/A	30.00	7.91	7.50	7.00	3.5	2.30	16.80	20.30	0.00	0.00	0.00	0.40	14.90	18.40	542.40	0	1.5	4	0.52	0.00	_____
119	A	162	x	162	I-285 NB	2	W8x18	BA	N/A	N/A	N/A	30.00	7.91	13.50	7.00	4.0	2.00	22.50	26.50	0.00	0.00	0.00	0.60	21.10	25.10	1068.80	0	2.0	4.5	1.05	0.00	_____
120	A	162	x	162	I-285 SB	2	W10x26	S	N/A	N/A	N/A	19.00	7.91	13.50	7.00	4.5	4.40	24.90	29.40	0.00	0.00	0.00	8.30	28.80	33.30	0.00	1630.2	2.5	5	1.82	0.00	_____
121	A	162	x	162	I-285 NB	2	W10x22	S	N/A	N/A	N/A	18.50	7.91	13.50	7.00	4.0	2.00	22.50	26.50	0.00	0.00	0.00	6.10	26.60	30.60	0.00	1256.2	2.5	4.5	1.64	0.00	_____
122	A	162	x	162	I-285 SB	2	W8x21	BA	N/A	N/A	N/A	30.00	7.91	13.50	8.90	4.5	0.90	23.30	27.80	0.00	0.00	0.00	-1.90	20.50	25.00	1254.80	0	2.0	5	1.16	0.00	_____
123	A	162	x	162	I-285 NB	2	W8x21	BA	N/A	N/A	N/A	25.00	7.91	13.50	8.60	4.5	1.90	24.00	28.50	0.00	0.00	0.00	-1.60	20.50	25.00	1269.50	0	2.0	5	1.16	0.00	_____
124	A	162	x	162	I-285 SB	2	W8x21	BA	N/A	N/A	N/A	25.00	7.91	13.50	9.60	4.5	0.10	23.20	27.70	0.00	0.00	0.00	-2.60	20.50	25.00	1252.70	0	2.0	5	1.16	0.00	_____
125	A	162	x	162	I-285 SB	2	W10x26	BA	N/A	N/A	N/A	27.00	7.91	13.50	10.40	4.5	0.30	24.20	28.70	0.00	0.00	0.00	-3.40	20.50	25.00	1676.20	0	2.5	5	1.82	0.00	_____
126	A	162	x	162	I-285 SB	2	W6x16	BA	N/A	N/A	N/A	25.00	7.91	13.50	9.10	4.5	-2.10	20.50	25.00	0.00	0.00	0.00	-1.30	21.30	25.80	906.80	0	1.5	5	0.65	0.00	_____
127	A	144	x	114	I-85 NB	2	W6x16	BA	N/A	N/A	N/A	21.00	7.03	9.50	7.00	4.0	2.30	18.80	22.80	0.00	0.00	0.00	4.40	20.90	24.90	857.20	0	1.5	4.5	0.59	0.00	
701A 701B	A	156 174	x x	30 126	I-285 NB	2	W6x20	BA	N/A	N/A	N/A	25.75	9.50	ERECT PROPOSED SIGN ON EXISTING SUPPORTS.																		_____
901	A	108	x	96	I-285 NB	2	W6x12	S	N/A	N/A	N/A	18.00	5.27	8.00	7.00	3.5	2.70	17.70	21.20	0.00	0.00	0.00	5.50	20.50	24.00	0.00	542.4	1.5	4	0.52	0.00	_____
																										TOTAL 23818.80	TOTAL 8111.80			TOTAL 31.45	TOTAL 0.00	
																									USE:	23819.00	8112.00			32.00	0.00	

NOTES:

1. DIMENSION "S" REPRESENTS AN INCREASE (+), OR A DECREASE (-) IN POLE LENGTH, RELATIVE TO THE ELEVATION OF THE EDGE OF TRAVEL LANE.

2. FIELD VERIFICATIONS SHALL BE REQUIRED FOR ALL SUPPORTS, SEE (*) ARTICLE 903-3. FABRICATORS SHALL BE AISC CERTIFIED IN CATEGORY 1, SEE (*) ARTICLE 1072-1. (*) = N.C.D.O.T. STANDARD SPECIFICATIONS FOR ROADS AND STRUCTURES

3. PLAN LOCATIONS FOR EXISTING UTILITIES ARE BASED ON THE BEST AVAILABLE INFORMATION AND, THEREFORE MAY NOT BE PRECISELY ACCURATE. THEREFORE, IT IS INCUMBENT UPON THE CONTRACTOR TO DETERMINE THE EXACT LOCATION OF UTILITIES BEFORE BEGINNING WORK IN A LOCATION.

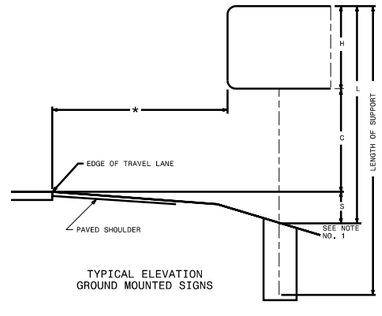

TYPICAL ELEVATION
GROUND MOUNTED SIGNS

HNTB NORTH CAROLINA, P.C.
343 E. Six Forks Road, Suite 200
Raleigh, North Carolina 27609
NC License No: C-1554
(919) 546-8997

TYPE A AND TYPE B GROUND MOUNTED SIGNS

DocuSign Envelope ID: 5F7F5511-4C40-4143-AF46-DB5D4A63136D

TIP NO.	SHEET NO.
R-4750	SIGN-3

APPROVED: DocuSigned by: Andrew D Klinksiek E3D78FB4596E44B...

DATE: 12/14/2018

SEAL

NORTH CAROLINA PROFESSIONAL SEAL 40311 ENGINEER ANDREW D. KLINKSIEK

DOCUMENT NOT CONSIDERED FINAL UNLESS ALL SIGNATURES COMPLETED

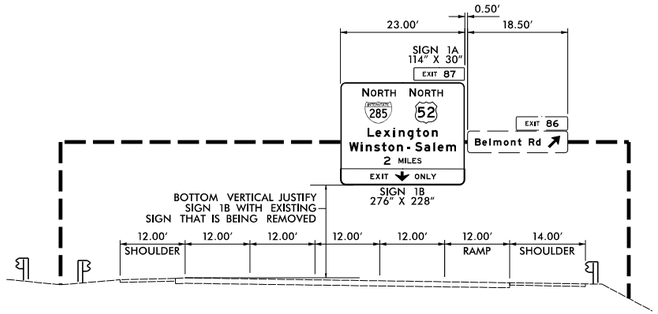

I-85 NB /US 29 NB /US 52 NB /US 70 EB
EXISTING OVERHEAD SIGN STRUCTURE 'AA'

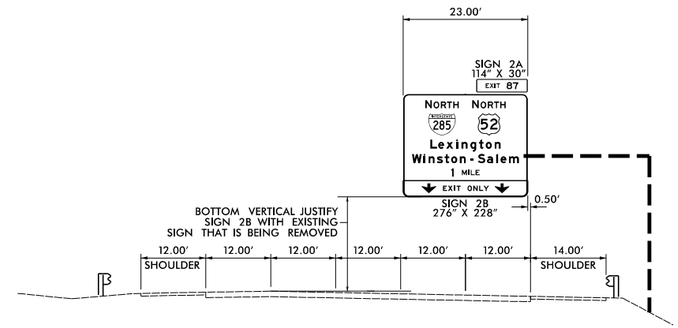

I-85 NB /US 29 NB /US 52 NB /US 70 EB
EXISTING OVERHEAD SIGN STRUCTURE 'BB'

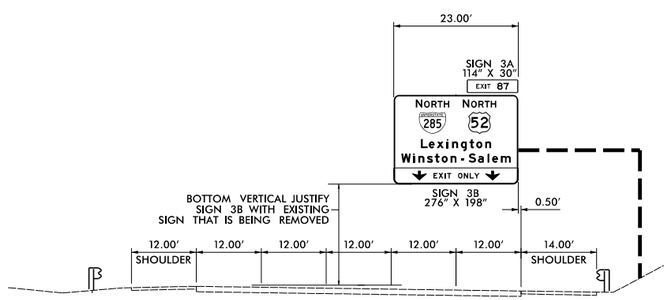

I-85 NB /US 29 NB /US 52 NB /US 70 EB
EXISTING OVERHEAD SIGN STRUCTURE 'CC'

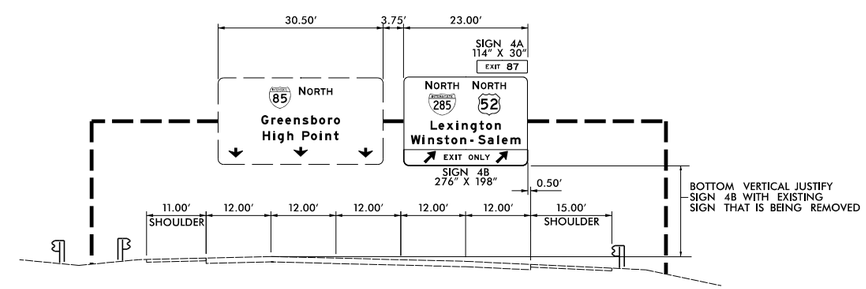

I-85 NB /US 29 NB /US 52 NB /US 70 EB
EXISTING OVERHEAD SIGN STRUCTURE 'DD'

NOTES:

1. SEE STANDARD 904-3(B)(3) FOR REQUIREMENTS OF NEW STRUCTURAL MEMBERS, MOUNTING HARDWARE FOR NEW SIGNS, SHOP DRAWINGS, BRACING AND ACCESSORY HARDWARE FOR ATTACHMENTS.
2. SEE NCDOT STANDARD SPECIFICATIONS, SECTION 1076-6 FOR REPAIR OF GALVANIZING.
3. ERECT PROPOSED PRIMARY SIGNS WITH 17′ MINIMUM VERTICAL CLEARANCE.

HNTB
HNTB NORTH CAROLINA, P.C.
343 E. Six Forks Road, Suite 200
Raleigh, North Carolina 27609
NC License No: C-1554
(919) 546-8997

EXISTING OVERHEAD SIGN STRUCTURES 'AA', 'BB', 'CC' AND 'DD'

DocuSign Envelope ID: 5F7F5511-4C40-4143-AF46-DB5D4A63136D

TIP NO.	SHEET NO.
R-4750	SIGN-3A

APPROVED: Andrew D. Klinksiek (DocuSigned by: E3D78FB45966E44B...)

DATE: 12/14/2018

SEAL

NORTH CAROLINA PROFESSIONAL SEAL 40311 ENGINEER ANDREW D. KLINKSIEK

DOCUMENT NOT CONSIDERED FINAL UNLESS ALL SIGNATURES COMPLETED

OVHERHEAD SIGN PANEL REPLACEMENT WORK SHOWN ON THIS SHEET IS PENDING REVIEW OF EXISTING SIGN STRUCTURE DESIGN

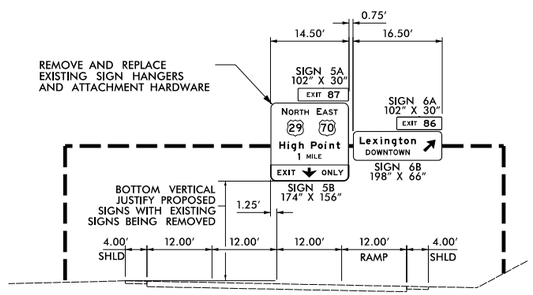

I-285 NB /US 29 NB /US 52 NB /US 70 WB
EXISTING OVERHEAD SIGN STRUCTURE 'EE'

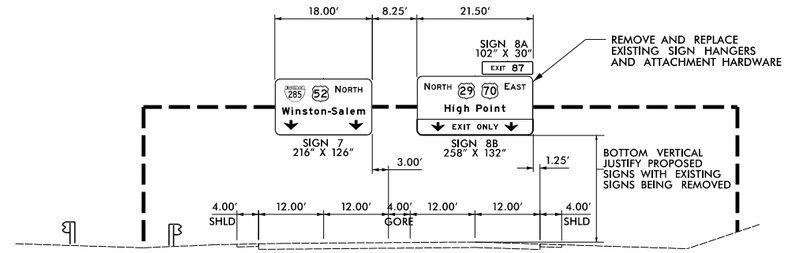

I-285 NB /US 29 NB /US 52 NB /US 70 WB
EXISTING OVERHEAD SIGN STRUCTURE 'FF'

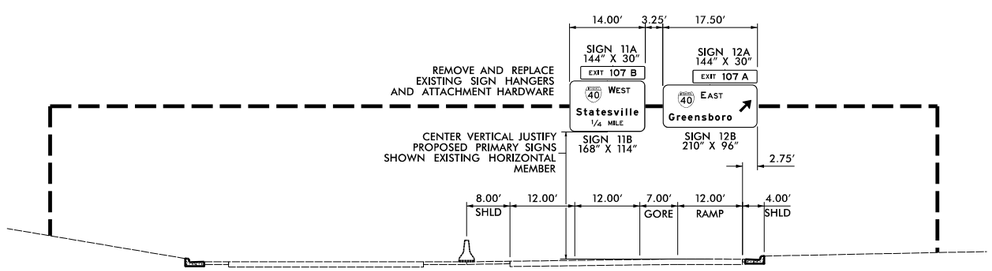

I-285 NB /US 52 NB /NC 8 NB
EXISTING OVERHEAD SIGN STRUCTURE 'GG'

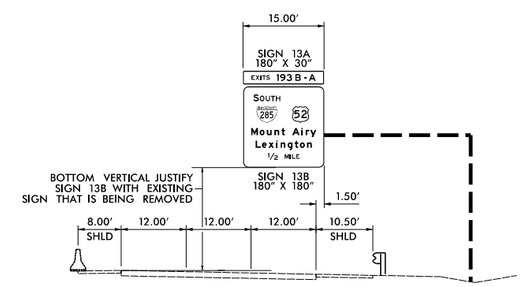

I-40 WB
EXISTING OVERHEAD SIGN STRUCTURE 'HH'

NOTES:

1. SEE STANDARD 904-3(B)(3) FOR REQUIREMENTS OF NEW STRUCTURAL MEMBERS, MOUNTING HARDWARE FOR NEW SIGNS, SHOP DRAWINGS, BRACING AND ACCESSORY HARDWARE FOR ATTACHMENTS.
2. WHEN EXISTING, CUT EXISTING WALKWAY SUPPORTS AT THE BOTTOM OF PROPOSED PANELS.
3. SEE NCDOT STANDARD SPECIFICATIONS, SECTION 1076-6 FOR REPAIR OF GALVANIZING.
4. ERECT PROPOSED PRIMARY SIGN WITH 17′ MINIMUM VERTICAL CLEARANCE.

HNTB
HNTB NORTH CAROLINA, P.C.
343 E. Six Forks Road, Suite 200
Raleigh, North Carolina 27609
NC License No: C-1554
(919) 546-8997

EXISTING OVERHEAD SIGN STRUCTURES 'EE', 'FF', 'GG' AND 'HH'

DocuSign Envelope ID: 5F7F5511-4C40-4143-AF46-DB5D4A63136D

TIP NO.	SHEET NO.
R-4750	SIGN-3B

APPROVED: Andrew D. Klinksiek (DocuSigned by: E3D78FB4596E44B...)

DATE: 12/14/2018

SEAL

NORTH CAROLINA PROFESSIONAL SEAL 40311 ENGINEER ANDREW D. KLINKSIEK

DOCUMENT NOT CONSIDERED FINAL UNLESS ALL SIGNATURES COMPLETED

OVHERHEAD SIGN PANEL REPLACEMENT WORK SHOWN ON THIS SHEET IS PENDING REVIEW OF EXISTING SIGN STRUCTURE DESIGN

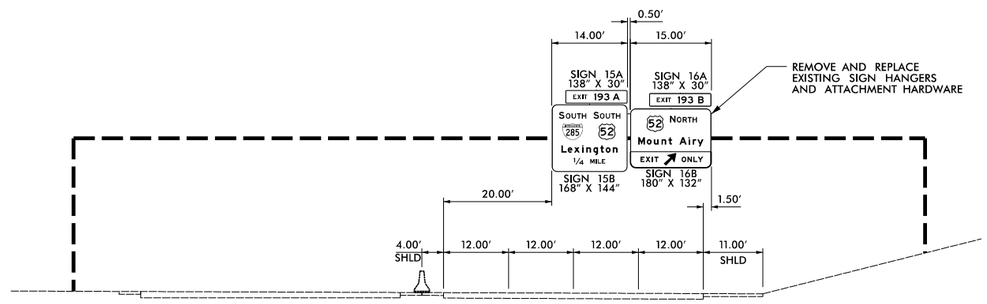

I-40 WB
EXISTING OVERHEAD SIGN STRUCTURE 'II'

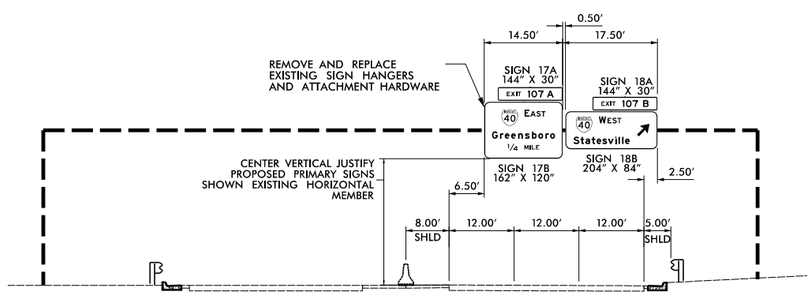

US 52 SB /NC 8 SB
EXISTING OVERHEAD SIGN STRUCTURE 'JJ'

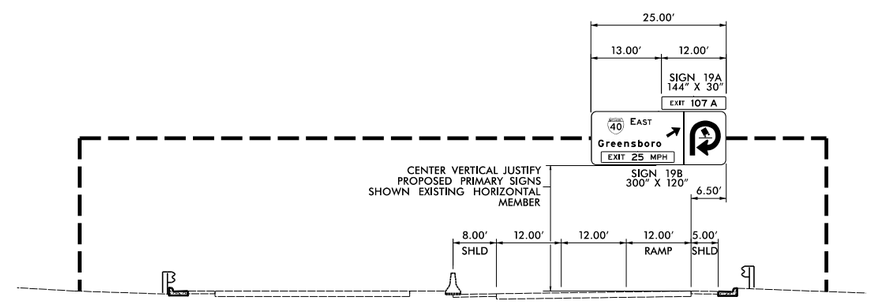

US 52 SB /NC 8 SB
EXISTING OVERHEAD SIGN STRUCTURE 'KK'

NOTES:

1. SEE STANDARD 904-3(B)(3) FOR REQUIREMENTS OF NEW STRUCTURAL MEMBERS, MOUNTING HARDWARE FOR NEW SIGNS, SHOP DRAWINGS, BRACING AND ACCESSORY HARDWARE FOR ATTACHMENTS.
2. WHEN EXISTING, CUT EXISTING WALKWAY SUPPORTS AT THE BOTTOM OF PROPOSED PANELS.
3. SEE NCDOT STANDARD SPECIFICATIONS, SECTION 1076-6 FOR REPAIR OF GALVANIZING.
4. ERECT PROPOSED PRIMARY SIGNS CENTER JUSIFIED ON EXISTING HORIZONTAL MEMBER WITH 17' MINIMUM VERTICAL CLEARANCE.

HNTB
HNTB NORTH CAROLINA, P.C.
343 E. Six Forks Road, Suite 200
Raleigh, North Carolina 27609
NC License No: C-1554
(919) 546-8997

EXISTING OVERHEAD SIGN STRUCTURES 'II', 'JJ', AND 'KK'

DocuSign Envelope ID: 5F7F5511-4C40-4143-AF46-DB5D4A63136D

TIP NO.	SHEET NO.
R-4750	SIGN-3C

APPROVED: DocuSigned by: Andrew D Klinksiek E3D78F8459E44B...

DATE: 12/14/2018

SEAL

NORTH CAROLINA PROFESSIONAL SEAL 40311 ENGINEER ANDREW D. KLINKSIEK

DOCUMENT NOT CONSIDERED FINAL UNLESS ALL SIGNATURES COMPLETED

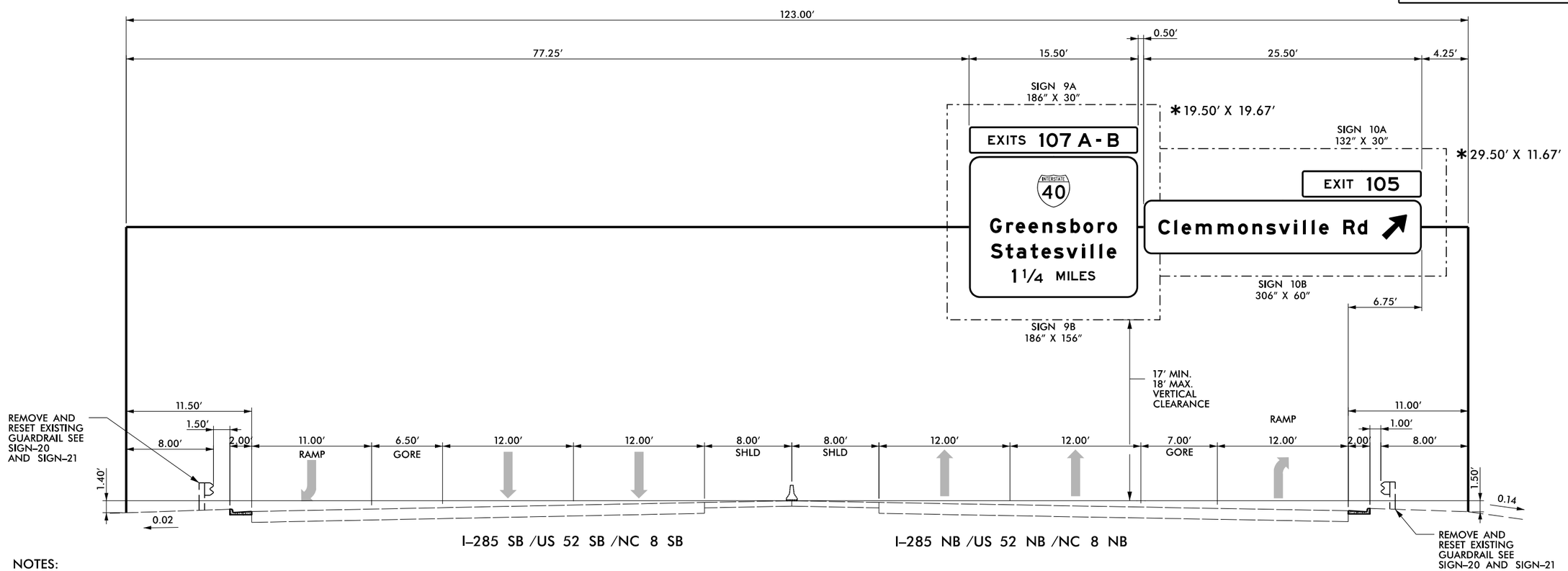

NOTES:

1. IF THE CONTRACTOR BIDS ALUMINUM SIGN STRUCTURE, EACH SHALL BE PROVIDED WITH AN APPROVED HIGHWAY TRUSS DAMPER DEVICE IN ACCORDANCE WITH AASHTO SPECIFICATIONS.
2. MOUNT SIGNS VERTICALLY CENTERED ON HORIZONTAL MEMBER OF STRUCTURE.
3. FIELD VERIFICATION SHALL BE REQUIRED FOR ALL FOOTING ELEVATIONS, PER THE LATEST NCDOT STANDARD SPECIFICATIONS FOR ROADS AND STRUCTURES. PROVIDE FIELD VERIFICATION TO THE SIGNING SECTION.
4. THE TOP OF THE FOOTING SHALL EXTEND AT LEAST 4 INCHES AND NOT MORE THAN 24 INCHES ABOVE THE HIGHEST POINT OF THE GROUND SURFACE AT THE FOOTING.
5. SIGN HANGERS AND ATTACHMENT HARDWARE SHALL BE PROVIDED AND INSTALLED ON THE ASSEMBLY TO ACCOMMODATE ALL SIGNS SHOWN IN THIS PLAN SHEET.
6. DESIGN AND CONSTRUCTION REQUIREMENTS FOR SIGN STRUCTURES SHALL ACCOMMODATE WIND VELOCITY OF 90 M.P.H.

*THESE DIMENSIONS SHALL BE USED FOR WIND LOAD AND DEAD LOAD COMPUTATIONS IN DESIGN OF STRUCTURE AND FOOTINGS. DESIGN AND CONSTRUCTION REQUIREMENTS FOR SIGN STRUCTURES SHALL ACCOMMODATE WIND VELOCITY OF 90 M.P.H.

HNTB
HNTB NORTH CAROLINA, P.C.
343 E. Six Forks Road, Suite 200
Raleigh, North Carolina 27609
NC License No: C-1554
(919) 546-8997

OVERHEAD SIGN STRUCTURE 'A'
I-285 / US 52 / NC 8
300 FT NB FROM
EXISTING GM ED SIGN

DocuSign Envelope ID: 5F7F5511-4C40-4143-AF46-DB5D4A63136D

TIP NO.	SHEET NO.
R-4750	SIGN-3D

APPROVED: DocuSigned by: Andrew D Klinksiek E3D78F8459E44B...

DATE: 12/14/2018

SEAL

NORTH CAROLINA PROFESSIONAL SEAL 40311 ENGINEER ANDREW D. KLINKSIEK

DOCUMENT NOT CONSIDERED FINAL UNLESS ALL SIGNATURES COMPLETED

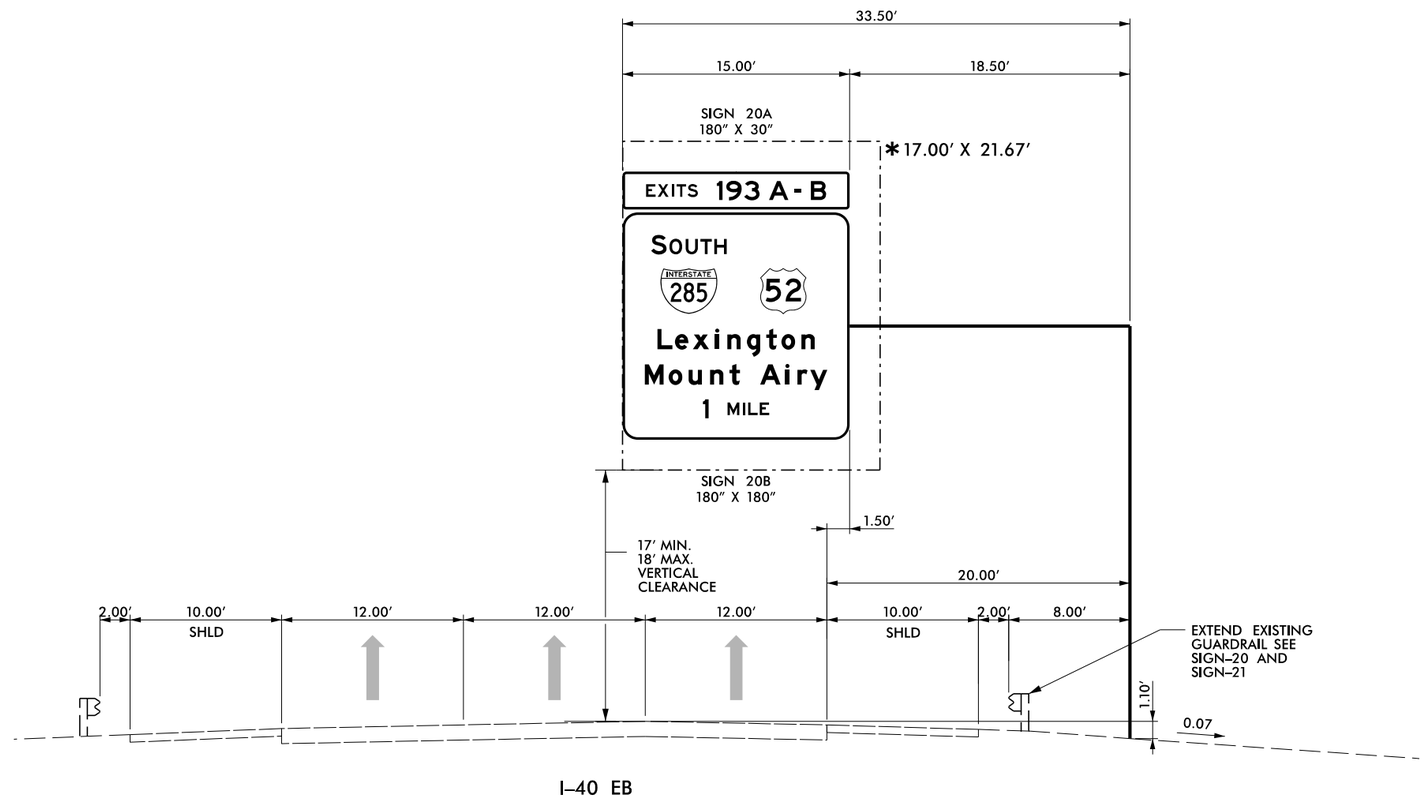

NOTES:

1. IF THE CONTRACTOR BIDS ALUMINUM SIGN STRUCTURE, EACH SHALL BE PROVIDED WITH AN APPROVED HIGHWAY TRUSS DAMPER DEVICE IN ACCORDANCE WITH AASHTO SPECIFICATIONS.
2. MOUNT SIGNS VERTICALLY CENTERED ON HORIZONTAL MEMBER OF STRUCTURE.
3. FIELD VERIFICATION SHALL BE REQUIRED FOR ALL FOOTING ELEVATIONS, PER THE LATEST NCDOT STANDARD SPECIFICATIONS FOR ROADS AND STRUCTURES. PROVIDE FIELD VERIFICATION TO THE SIGNING SECTION.
4. THE TOP OF THE FOOTING SHALL EXTEND AT LEAST 4 INCHES AND NOT MORE THAN 24 INCHES ABOVE THE HIGHEST POINT OF THE GROUND SURFACE AT THE FOOTING.
5. SIGN HANGERS AND ATTACHMENT HARDWARE SHALL BE PROVIDED AND INSTALLED ON THE ASSEMBLY TO ACCOMMODATE ALL SIGNS SHOWN IN THIS PLAN SHEET.
6. DESIGN AND CONSTRUCTION REQUIREMENTS FOR SIGN STRUCTURES SHALL ACCOMMODATE WIND VELOCITY OF 90 M.P.H.

*THESE DIMENSIONS SHALL BE USED FOR WIND LOAD AND DEAD LOAD COMPUTATIONS IN DESIGN OF STRUCTURE AND FOOTINGS. DESIGN AND CONSTRUCTION REQUIREMENTS FOR SIGN STRUCTURES SHALL ACCOMMODATE WIND VELOCITY OF 90 M.P.H.

HNTB
HNTB NORTH CAROLINA, P.C.
343 E. Six Forks Road, Suite 200
Raleigh, North Carolina 27609
NC License No: C-1554
(919) 546-8997

OVERHEAD SIGN STRUCTURE 'B' I-40 EB 55 FT EAST OF EXISTING CANTILEVER

DocuSign Envelope ID: 5F7F5511-4C40-4143-AF46-DB5D4A63136D

TIP NO.	SHEET NO.
R-4750	SIGN-3E

APPROVED: DocuSigned by: Andrew D Klinksiek E3D78FB4596E44B...

DATE: 12/14/2018

SEAL

NORTH CAROLINA PROFESSIONAL SEAL 40311 ENGINEER ANDREW D. KLINKSIEK

DOCUMENT NOT CONSIDERED FINAL UNLESS ALL SIGNATURES COMPLETED

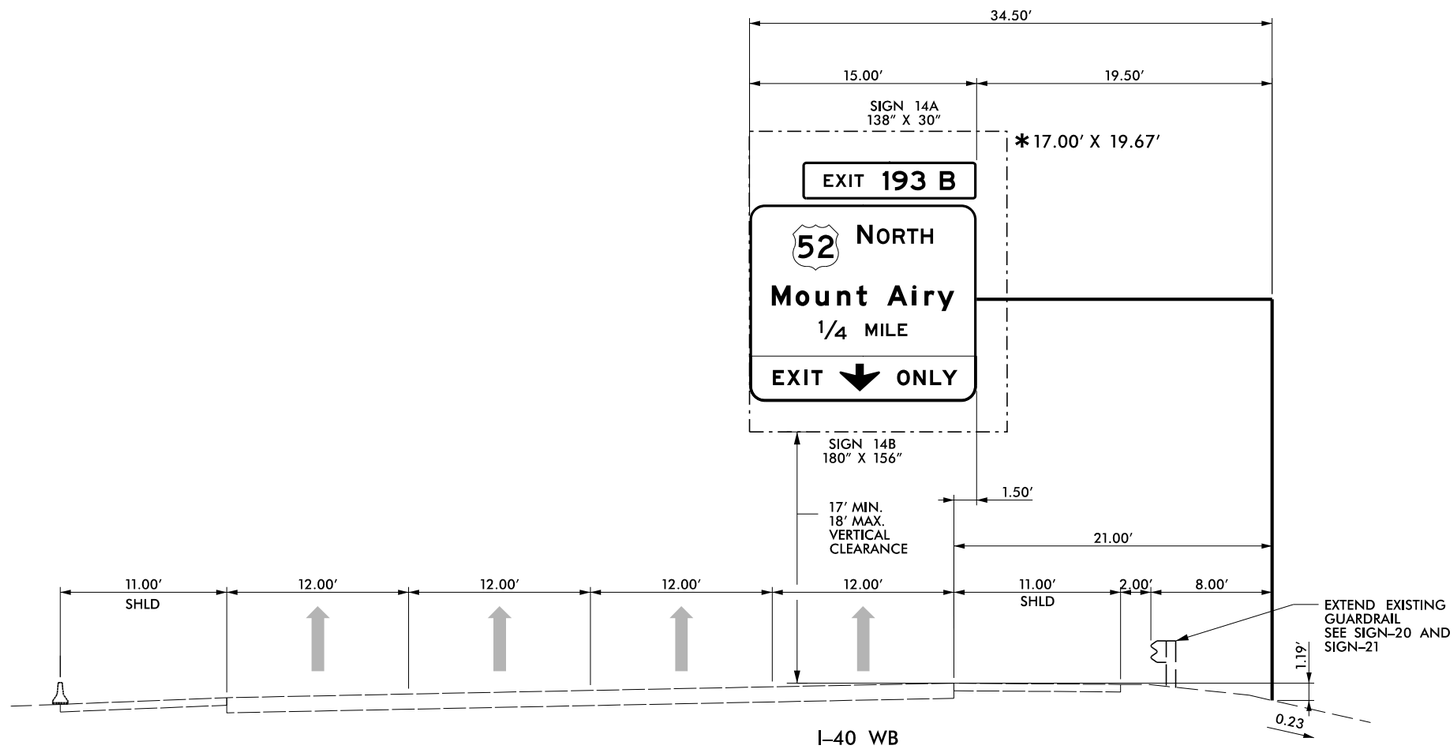

NOTES:

1. IF THE CONTRACTOR BIDS ALUMINUM SIGN STRUCTURE, EACH SHALL BE PROVIDED WITH AN APPROVED HIGHWAY TRUSS DAMPER DEVICE IN ACCORDANCE WITH AASHTO SPECIFICATIONS.
2. MOUNT SIGNS VERTICALLY CENTERED ON HORIZONTAL MEMBER OF STRUCTURE.
3. FIELD VERIFICATION SHALL BE REQUIRED FOR ALL FOOTING ELEVATIONS, PER THE LATEST NCDOT STANDARD SPECIFICATIONS FOR ROADS AND STRUCTURES. PROVIDE FIELD VERIFICATION TO THE SIGNING SECTION.
4. THE TOP OF THE FOOTING SHALL EXTEND AT LEAST 4 INCHES AND NOT MORE THAN 24 INCHES ABOVE THE HIGHEST POINT OF THE GROUND SURFACE AT THE FOOTING.
5. SIGN HANGERS AND ATTACHMENT HARDWARE SHALL BE PROVIDED AND INSTALLED ON THE ASSEMBLY TO ACCOMMODATE ALL SIGNS SHOWN IN THIS PLAN SHEET.
6. DESIGN AND CONSTRUCTION REQUIREMENTS FOR SIGN STRUCTURES SHALL ACCOMMODATE WIND VELOCITY OF 90 M.P.H.

*THESE DIMENSIONS SHALL BE USED FOR WIND LOAD AND DEAD LOAD COMPUTATIONS IN DESIGN OF STRUCTURE AND FOOTINGS. DESIGN AND CONSTRUCTION REQUIREMENTS FOR SIGN STRUCTURES SHALL ACCOMMODATE WIND VELOCITY OF 90 M.P.H.

HNTB
HNTB NORTH CAROLINA, P.C.
343 E. Six Forks Road, Suite 200
Raleigh, North Carolina 27609
NC License No: C-1554
(919) 546-8997

OVERHEAD SIGN STRUCTURE 'C'
I-40 WB 20 FT EAST OF EXISTING CANTILEVER

DocuSign Envelope ID: 5F7F5511-4C40-4143-AF46-DB5D4A63136D

TIP NO.	SHEET NO.
R-4750	SIGN-4

APPROVED: DocuSigned by: Andrew D Klinksiek E3D78F84596E44B...

DATE: 12/14/2018

SEAL

NORTH CAROLINA PROFESSIONAL SEAL 40311 ENGINEER ANDREW D. KLINKSIEK

DOCUMENT NOT CONSIDERED FINAL UNLESS ALL SIGNATURES COMPLETED

SIGN NUMBER: 1A,2A,3A,4A
TYPE: B (OVHD)
QUANTITY: 4
SIGN WIDTH: 9'-6"
HEIGHT: 2'-6"
TOTAL AREA: 23.8 Sq.Ft.
BORDER TYPE: FLUSH
RECESS: 0"
WIDTH: 2"
RADII: 3"
NO. Z BARS: 2
LENGTH: 106.0

BACKG COLOR: Green
COPY COLOR: White

SYMBOL	X	Y	WID	HT

MAT'L: 0.125" ALUMINUM

DESIGN BY: NKV
PROJECT ID: R-4750
CHECKED BY: TRT/ADK
DIV: 09
DATE: August 2018

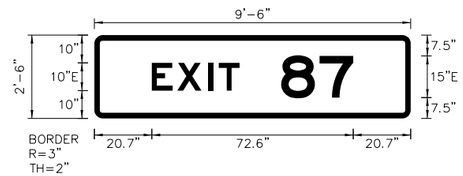

Spacing Factor is 1 unless specified otherwise
Spacing Factor for "EXIT" is 1.2

NOTES:

1. Legend and border shall be direct applied Grade A reflective sheeting.
2. Background shall be Grade C reflective sheeting.

LETTER POSITIONS

Letter spacings are to start of next letter

							Series/Size Text Length
	E	X	I	T			E 2000
20.7	9.2	11.1	3.8	7.5	61.7		31.6
	8	7					E 2000
67.3	13.8	12.1	20.7				25.9

SIGN NUMBER: 1B
TYPE: A (OVHD)
QUANTITY: 1
SIGN WIDTH: 23'-0"
HEIGHT: 19'-0"
TOTAL AREA: 437.0 Sq.Ft.
BORDER TYPE: VAR.
RECESS: VAR.
WIDTH: VAR.
RADII: VAR.
NO. Z BARS: 6
LENGTH: 268.0

BACKG COLOR: Green/Yellow
COPY COLOR: White/Black

SYMBOL	X	Y	WID	HT
M1_1	54.2	136.5	60	48
M1_4	166.1	136.5	48	48
Type C Arrow	121	8	32	22

MAT'L: 0.125" (3.2 mm) ALUMINUM

DESIGN BY: NKV
PROJECT ID: R-4750
CHECKED BY: TRT/ADK
DIV: 09
DATE: August 2018

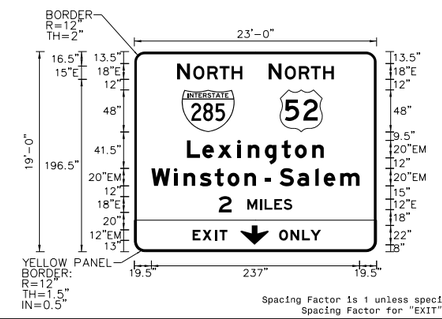

Spacing Factor 1s 1 unless specified otherwise
Spacing Factor for "EXIT" is 1.4

NOTES:

1. Legend and border shall be direct applied Grade A reflective sheeting.
2. Shields shall be Grade A reflective sheeting on 0.032" aluminum and demountable.
3. Background shall be Grade C reflective sheeting.
4. Bottom panel shall be yellow Grade C sheeting. Legend shall be direct applied black non-reflective sheeting. Arrow shall be black non-reflective sheeting on 0.032" aluminum and demountable. Yellow panel is 276" X 36". (Border Type = Recessed, Recess = 0.5", Width = 1.5", Radii = 12")

LETTER POSITIONS

Letter spacings are to start of next letter

																														Series/Size Text Length
	N		O	R	T	H																								E 2000
48.8	14.6	3.8	16	13.8	13.8	12.2	153																							74.2
	N		O	R	T	H																								E 2000
153	14.6	3.8	16.1	13.8	13.8	12.2	48.7																							74.2
	L	e	x	i	n	g	t	o	n																					EM 2000
60.1	17.4	17.6	22.2	12	19.4	19.2	15	19.8	13.2	60.1																				155.8
	W	i	n	s	t	o	n		–		S	a	l	e	m															EM 2000
19.6	25.5	11.2	18.4	17	14.5	19.2	13.2	10	7	10	20.2	20.4	9.6	18.8	22	19.5														237
	2		M	I	L	E	S																							E 2000
96.2	14.6	18	14.4	5.3	11	10.7	9.7	96.1																						83.7
	E	X	I	T																										EM 2000
66.5	11.2	14	5.4	8.9	170																									39.5
	O	N	L	Y																										EM 2000
165	13	13.1	9.6	12.1	63.2																									47.8

SIGN NUMBER: 2B
TYPE: A (OVHD)
QUANTITY: 1
SIGN WIDTH: 23'-0"
HEIGHT: 19'-0"
TOTAL AREA: 437.0 Sq.Ft.
BORDER TYPE: VAR.
RECESS: VAR.
WIDTH: VAR.
RADII: VAR.
NO. Z BARS: 6
LENGTH: 268.0

BACKG COLOR: Green/Yellow
COPY COLOR: White/Black

SYMBOL	X	Y	WID	HT
M1_1	55.9	136.5	60	48
M1_4	166.3	136.5	48	48
Type C Arrow	40.9	8	32	22
Type C Arrow	203.2	8	32	22

MAT'L: 0.125" ALUMINUM

DESIGN BY: NKV
PROJECT ID: R-4750
CHECKED BY: TRT/ADK
DIV: 09
DATE: August 2018

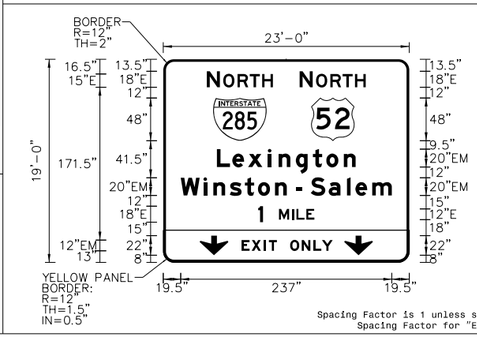

Spacing Factor is 1 unless specified otherwise
Spacing Factor for "EXIT" is 1.4

NOTES:

1. Legend and border shall be direct applied Grade A reflective sheeting.
2. Shields shall be Grade A reflective sheeting on 0.032" aluminum and demountable.
3. Background shall be Grade C reflective sheeting.
4. Bottom panel shall be yellow Grade C sheeting. Legend shall be direct applied black non-reflective sheeting. Arrows shall be black non-reflective sheeting on 32" aluminum and demountable. Yellow panel is 276" X 36". (Border Type = Recessed, Recess = 0.5", Width = 1.5", Radii = 12")

LETTER POSITIONS

Letter spacings are to start of next letter

																														Series/Size Text Length
	N		O	R	T	H																								E 2000
48.8	14.6	3.8	16.1	13.8	13.8	12.2	153																							74.2
	N		O	R	T	H																								E 2000
153	14.6	3.8	16.1	13.8	13.8	12.2	48.8																							74.2
	L	e	x	i	n	g	t	o	n																					EM 2000
60.1	17.4	17.6	22.2	12	19.4	19.2	15	9.8	3.2	60.1																				155.8
	W	i	n	s	t	o	n		–		S	a	l	e	m															EM 2000
19.5	25.5	11.2	18.4	17	14.5	19.2	13.2	10	7	10	20.2	20.4	9.6	18.8	22	19.5														237
	1		M	I	L	E																								E 2000
106.4	5.4	18	14.4	5.3	11	9	106.4																							63.1
	E	X	I	T																										EM 2000
87.9	11.2	14	5.4	8.9	48.6																									39.5
	O	N	L	Y																										EM 2000
142.4	13	13.1	9.6	12.1	85.8																									47.8

SIGN NUMBER: 3B
TYPE: A (OVHD)
QUANTITY: 1
SIGN WIDTH: 23'-0"
HEIGHT: 16'-6"
TOTAL AREA: 379.5 Sq.Ft.
BORDER TYPE: VAR.
RECESS: VAR.
WIDTH: VAR.
RADII: VAR.
NO. Z BARS: 6
LENGTH: 268.0

BACKG COLOR: Green/Yellow
COPY COLOR: White/Black

SYMBOL	X	Y	WID	HT
M1_1	55.9	112	60	48
M1_4	166.1	112	48	48
Type C Arrow	40.9	8	32	22
Type C Arrow	203.2	8	32	22

MAT'L: 0.125" ALUMINUM

DESIGN BY: NKV
PROJECT ID: R-4750
CHECKED BY: TRT/ADK
DIV: 09
DATE: August 2018

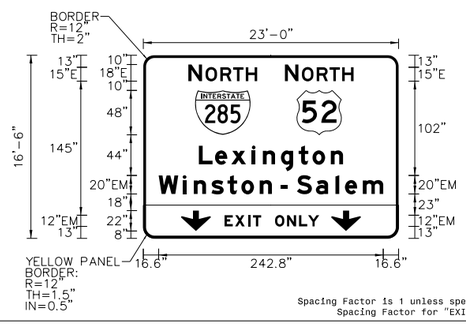

Spacing Factor is 1 unless specified otherwise
Spacing Factor for "EXIT" is 1.4

NOTES:

1. Legend and border shall be direct applied Grade A reflective sheeting.
2. Shields shall be Grade A reflective sheeting on 0.032" aluminum and demountable.
3. Background shall be Grade C reflective sheeting.
4. Bottom panel shall be yellow Grade C sheeting. Legend shall be direct applied black non-reflective sheeting. Arrows shall be black non-reflective sheeting on 0.032" aluminum and demountable. Yellow panel is 276" X 36". (Border Type = Recessed, Recess = 0.5", Width = 1.5", Radii = 12")

LETTER POSITIONS

Letter spacings are to start of next letter

																														Series/Size Text Length
	N		O	R	T	H																								E 2000
48.8	14.6	3.8	16.1	13.8	13.8	12.2	153																							74.2
	N		O	R	T	H																								E 2000
153	14.6	3.8	16.1	13.8	13.8	12.2	48.8																							74.2
	L	e	x	i	n	g	t	o	n																					EM 2000
60.1	17.4	17.6	22.2	12	19.4	19.2	15	19.8	13.2	60.1																				155.8
	W	i	n	s	t	o	n		–		S	a	l	e	m															EM 2000
16.6	26	12	19	17.4	15	19.8	13.2	10	7	10	20.6	21.2	10.2	19.4	22	16.6														242.8
	E	X	I	T																										EM 2000
87.9	11.2	14	5.4	8.9	148.6																									39.5
	O	N	L	Y																										EM 2000
142.4	13	13.1	9.6	12.1	85.8																									47.8

HNTB
HNTB NORTH CAROLINA, P.C.
343 E. Six Forks Road, Suite 200
Raleigh, North Carolina 27609
NC License No: C-1554
(919) 546-8997

SIGN DESIGNS

DocuSign Envelope ID: 5F7F5511-4C40-4143-AF46-DB5D4A63136D

TIP NO.	SHEET NO.
R-4750	SIGN-4A

APPROVED: DocuSigned by: Andrew D Klinksiek E3D78FB4596E44B...

DATE: 12/14/2018

SEAL

NORTH CAROLINA PROFESSIONAL SEAL 40311 ENGINEER ANDREW D. KLINKSIEK

DOCUMENT NOT CONSIDERED FINAL UNLESS ALL SIGNATURES COMPLETED

SIGN NUMBER: 4B
TYPE: A (OVHD)
QUANTITY: 1
SIGN WIDTH: 23'-0"
HEIGHT: 16'-6"
TOTAL AREA: 379.5 Sq.Ft.
BORDER TYPE: VAR.
RECESS: VAR.
WIDTH: VAR.
RADII: VAR.
NO. Z BARS: 6
LENGTH: 268.0

BACKG COLOR: Green/Yellow
COPY COLOR: White/Black

SYMBOL	X	Y	WID	HT
M1_1	55.9	112	60	48
M1_4	166.1	112	48	48
Type A Arrow	44.3	5	22.3	35
Type A Arrow	204.1	5	22.3	35

MAT'L: 0.125" ALUMINUM

DESIGN BY: NKV CHECKED BY: TRT/ADK
PROJECT ID: R-4750 DIV: 09 DATE: August 2018

NOTES:

1. Legend and border shall be direct applied Grade A reflective sheeting.
2. Shields shall be Grade A reflective sheeting on 0.032" aluminum and demountable.
3. Background shall be Grade C reflective sheeting.
4. Bottom panel shall be yellow Grade C sheeting. Legend shall be direct applied black non-reflective sheeting. Arrows shall be black non-reflective sheeting on 0.032" aluminum and demountable. Yellow panel is 276" X 36". (Border Type = Recessed, Recess = 0.5", Width = 1.5", Radii = 12")

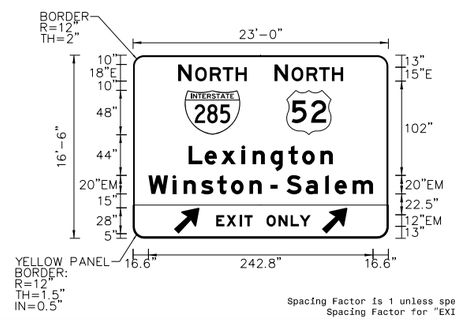

Spacing Factor is 1 unless specified otherwise
Spacing Factor for "EXIT" is 1.4

LETTER POSITIONS

Letter spacings are to start of next letter

																												Series/Size Text Length
	N		O	R	T	H																						E 2000
48.8	14.6	3.8	16.1	13.8	13.8	12.2	153																					74.2
	N		O	R	T	H																						E 2000
153	14.6	3.8	16.1	13.8	13.8	12.2	48.8																					74.2
	L	e	x	i	n	g	t	o	n																			EM 2000
60.1	17.4	17.6	22.2	12	19.4	19.2	15	19.8	13.2	60.1																		155.8
	W	i	n	s	t	o	n		–		S	a	l	e	m													EM 2000
16.6	26	12	19	17.4	15	19.8	13.2	10	7	10	20.6	21.2	10.2	19.4	22	16.6												242.8
	E	X	I	T																								EM 2000
89.8	11.2	14	5.4	18	137.5																							39.5
	O	N	L	Y																								EM 2000
144.4	13	13.1	9.6	12.1	83.9																							47.8

SIGN NUMBER: 5A,8A
TYPE: B (OVHD)
QUANTITY: 2
SIGN WIDTH: 8'-6"
HEIGHT: 2'-6"
TOTAL AREA: 21.3 Sq.Ft.
BORDER TYPE: FLUSH
RECESS: 0"
WIDTH: 2"
RADII: 3"
NO. Z BARS:
LENGTH:

BACKG COLOR: Green
COPY COLOR: White

SYMBOL	X	Y	WID	HT

MAT'L: 0.125" ALUMINUM

DESIGN BY: NKV CHECKED BY: TRT/ADK
PROJECT ID: R-4750 DIV: 09 DATE: August 2018

NOTES:

1. Legend and border shall be direct applied Grade A reflective sheeting.
2. Background shall be Grade C reflective sheeting.

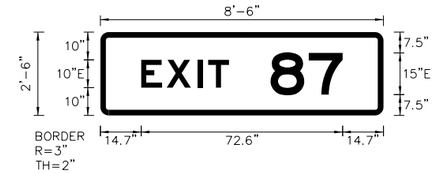

Spacing Factor is 1 unless specified otherwise
Spacing Factor for "EXIT" is 1.2

LETTER POSITIONS

Letter spacings are to start of next letter

																												Series/Size Text Length
	E	X	I	T																								E 2000
14.7	9.2	11.1	3.8	7.5	55.7																							31.6
	8	7																										E 2000
61.3	13.8	12.2	14.7																									26

SIGN NUMBER: 5B
TYPE: A (OVHD)
QUANTITY: 1
SIGN WIDTH: 14'-6"
HEIGHT: 14'-6"
TOTAL AREA: 210.3 Sq.Ft.
BORDER TYPE: VAR.
RECESS: VAR.
WIDTH: VAR.
RADII: VAR.
NO. Z BARS: 5
LENGTH: 166.0

BACKG COLOR: Green/Yellow
COPY COLOR: White/Black

SYMBOL	X	Y	WID	HT
M1_4	37.1	99.6	36	36
M1_4	107.7	99.7	36	36
Type C Arrow	70	8	32	22

MAT'L: 0.125" ALUMINUM

DESIGN BY: NKV CHECKED BY: TRT/ADK
PROJECT ID: R-4750 DIV: 09 DATE: August 2018

NOTES:

1. Legend and border shall be direct applied Grade A reflective sheeting.
2. Shields shall be Grade A reflective sheeting on 0.032" aluminum and demountable.
3. Background shall be Grade C reflective sheeting.
4. Bottom panel shall be yellow Grade C sheeting. Legend shall be direct applied black non-reflective sheeting. Arrow shall be black non-reflective sheeting on 0.032" aluminum and demountable. Yellow panel is 174" X 36". (Border Type = Recessed, Recess = 0.5", Width = 1.5", Radii = 12")

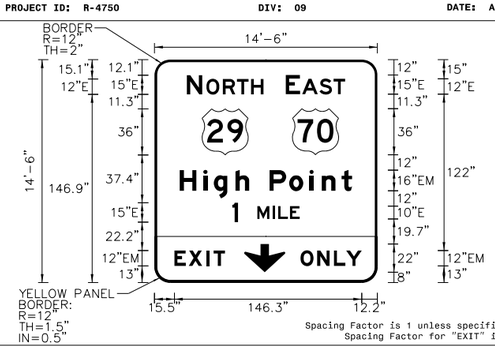

Spacing Factor is 1 unless specified otherwise
Spacing Factor for "EXIT" is 1.4

LETTER POSITIONS

Letter spacings are to start of next letter

																												Series/Size Text Length
	N		O	R	T	H																						E 2000
25.2	12.2	3.1	12.8	11	11	9.7	88.9																					59.9
	E		A	S	T																							E 2000
102.5	11.3	1.5	13.6	11	9	25.2																						46.4
	H	i	g	h		P	o	i	n	t																		EM 2000
19.7	18.4	8.2	17	10.6	16	15.4	15.8	9.6	15.4	8.3	19.7																	134.6
	1		M	I	L	E																						E 2000
60.7	4.5	15	12	4.4	9.2	7.5	60.7																					52.6
	E	X	I	T																								EM 2000
15.5	11.2	14	5.4	8.9	119																							39.5
	O	N	L	Y																								EM 2000
114	13	13.1	9.6	12.1	12.2																							47.8

SIGN NUMBER: 6A
TYPE: B (OVHD)
QUANTITY: 1
SIGN WIDTH: 8'-6"
HEIGHT: 2'-6"
TOTAL AREA: 21.3 Sq.Ft.
BORDER TYPE: FLUSH
RECESS: 0"
WIDTH: 2"
RADII: 3"
NO. Z BARS:
LENGTH:

BACKG COLOR: Green
COPY COLOR: White

SYMBOL	X	Y	WID	HT

MAT'L: 0.125" ALUMINUM

DESIGN BY: NKV CHECKED BY: TRT/ADK
PROJECT ID: R-4750 DIV: 09 DATE: August 2018

NOTES:

1. Legend and border shall be direct applied Grade A reflective sheeting.
2. Background shall be Grade C reflective sheeting.

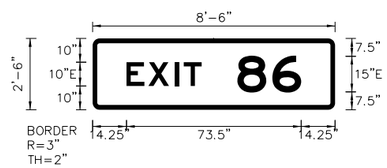

Spacing Factor is 1 unless specified otherwise
Spacing Factor for "EXIT" is 1.2

LETTER POSITIONS

Letter spacings are to start of next letter

																												Series/Size Text Length
	E	X	I	T																								E 2000
14.3	9.2	11.1	3.8	7.5	56.1																							31.6
	8	6																										E 2000
60.9	14.7	12.2	14.3																									26.9

HNTB
HNTB NORTH CAROLINA, P.C.
343 E. Six Forks Road, Suite 200
Raleigh, North Carolina 27609
NC License No: C-1554
(919) 546-8997

SIGN DESIGNS

DocuSign Envelope ID: 5F7F5511-4C40-4143-AF46-DB5D4A63136D

TIP NO.	SHEET NO.
R-4750	SIGN-4B

APPROVED: DocuSigned by: Andrew D Klinksiek E3D78F84596E44B...

DATE: 12/14/2018

SEAL

NORTH CAROLINA PROFESSIONAL SEAL 40311 ENGINEER ANDREW D. KLINKSIEK

DOCUMENT NOT CONSIDERED FINAL UNLESS ALL SIGNATURES COMPLETED

SIGN NUMBER: 6B
TYPE: A (OVHD)
QUANTITY: 1
SIGN WIDTH: 16'-6"
HEIGHT: 5'-6"
TOTAL AREA: 90.8 Sq.Ft.
BORDER TYPE: FLUSH
RECESS: 0"
WIDTH: 2"
RADII: 9"
NO. Z BARS: 2
LENGTH: 190.0

BACKG COLOR: Green
COPY COLOR: White

SYMBOL	X	Y	WID	HT
Type A Arrow	155.6	19.3	22.2	34.9

MAT'L: 0.125" ALUMINUM

DESIGN BY: NKV CHECKED BY: TRT/ADK
PROJECT ID: R-4750 DIV: 09 DATE: August 2018

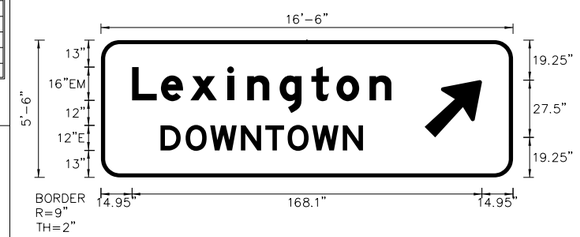

Spacing Factor is 1 unless specified otherwise

NOTES:

1. Legend and border shall be direct applied Grade A reflective sheeting.
2. Arrow shall be Grade A reflective sheeting on 0.032" aluminum and demountable.
3. Background shall be Grade C reflective sheeting.
4. Center arrow vertically on sign.

LETTER POSITIONS

Letter spacings are to start of next letter

| | | |

DocuSign Envelope ID: 5F7F5511-4C40-4143-AF46-DB5D4A63136D

TIP NO.	SHEET NO.
R-4750	SIGN-4C

APPROVED: DocuSigned by: Andrew D Klinksiek E3D78FB4596E44B...

DATE: 12/14/2018

SEAL

NORTH CAROLINA PROFESSIONAL SEAL 40311 ENGINEER ANDREW D. KLINKSIEK

DOCUMENT NOT CONSIDERED FINAL UNLESS ALL SIGNATURES COMPLETED

SIGN NUMBER: 9B
TYPE: A (OVHD)
QUANTITY: 1
SIGN WIDTH: 15'-6"
HEIGHT: 13'-0"
TOTAL AREA: 201.5 Sq.Ft.
BORDER TYPE: FLUSH
RECESS: 0"
WIDTH: 2"
RADII: 12"
NO. Z BARS: 4
LENGTH: 178.0

BACKG COLOR: Green
COPY COLOR: White

SYMBOL	X	Y	WID	HT
M1_1	75	99.6	36	36

MAT'L: 0.125" ALUMINUM

NOTES:

1. Legend and border shall be direct applied Grade A reflective sheeting.
2. Arrows and shields shall be Grade A reflective sheeting on 0.032" aluminum and demountable.
3. Background shall be Grade C reflective sheeting.

DESIGN BY: NKV
PROJECT ID: R-4750
CHECKED BY: TRT/ADK
DIV: 09
DATE: August 2018

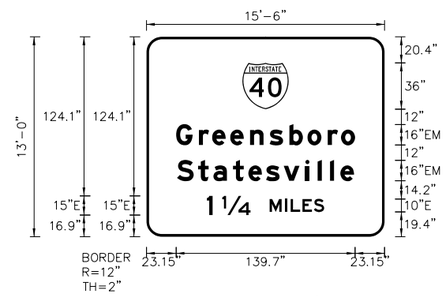

Spacing Factor is 1 unless specified otherwise

LETTER POSITIONS

Letter spacings are to start of next letter

																																	Series/Size Text Length
		G	r	e	e	n	s	b	o	r	o																						EM 2000
	23.2	17.8	10.4	14.1	15.5	15.2	15.5	14.1	15.8	10.4	10.9	23.2																					139.7
		S	t	a	t	e	s	v	i	l	l	e																					EM 2000
	24	16.3	12	15.4	12	13.8	13.8	17	9.6	9.6	8.2	10.6	24																				138.1
		1		1/4		M	I	L	E	S																							E 2000
	47.2	4.5	7.5	22	15	12	4.4	9.2	8.9	8.1	47.2																						91.6

SIGN NUMBER: 10A
TYPE: B (OVHD)
QUANTITY: 1
SIGN WIDTH: 11'-0"
HEIGHT: 2'-6"
TOTAL AREA: 27.5 Sq.Ft.
BORDER TYPE: FLUSH
RECESS: 0"
WIDTH: 2"
RADII: 3"
NO. Z BARS: 2
LENGTH: 124.0

BACKG COLOR: Green
COPY COLOR: White

SYMBOL	X	Y	WID	HT

MAT'L: 0.125" ALUMINUM

NOTES:

1. Legend and border shall be direct applied Grade C reflective sheeting.
2. Background shall be Grade C reflective sheeting.

DESIGN BY: NKV
PROJECT ID: R-4750
CHECKED BY: TRT/ADK
DIV: 09
DATE: August 2018

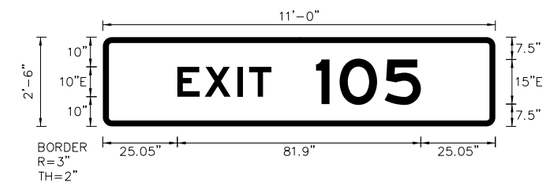

Spacing Factor is 1 unless specified otherwise
Spacing Factor for "EXIT" is 1.2

LETTER POSITIONS

Letter spacings are to start of next letter

																																	Series/Size Text Length
		E	X	I	T																												E 2000
	25.1	9.2	11.1	3.8	7.5	75.3																											31.6
		1	0	5																													E 2000
	71.7	8	15.1	12.2	25.1																												35.3

SIGN NUMBER: 10B
TYPE: A (OVHD)
QUANTITY: 1
SIGN WIDTH: 25'-6"
HEIGHT: 5'-0"
TOTAL AREA: 127.5 Sq.Ft.
BORDER TYPE: FLUSH
RECESS: 0"
WIDTH: 2"
RADII: 9"
NO. Z BARS: 2
LENGTH: 298.0

BACKG COLOR: Green
COPY COLOR: White

SYMBOL	X	Y	WID	HT
Type A Arrow	262	16.1	22.4	35.3

MAT'L: 0.125" ALUMINUM

NOTES:

1. Legend and border shall be direct applied Grade A reflective sheeting.
2. Arrow shall be Grade A reflective sheeting on 0.032" aluminum and demountable.
3. Background shall be Grade C reflective sheeting.

DESIGN BY: NKV
PROJECT ID: R-4750
CHECKED BY: TRT/ADK
DIV: 09
DATE: August 2018

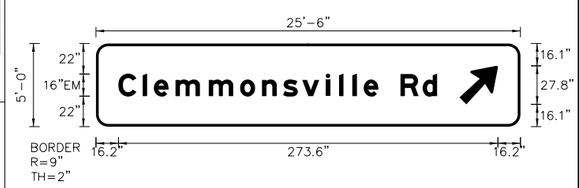

Spacing Factor is 1 unless specified otherwise

LETTER POSITIONS

Letter spacings are to start of next letter

																																	Series/Size Text Length
		C	l	e	m	m	o	n	s	v	i	l	l	e		R	d																EM 2000
	16.2	17.4	8.2	15.5	24	22.6	15.8	15.2	13.8	17	9.6	9.6	8.2	10.6	16	15.8	10.6	60															229.8

SIGN NUMBER: 11A,18A
TYPE: A (OVHD)
QUANTITY: 2
SIGN WIDTH: 12'-0"
HEIGHT: 2'-6"
TOTAL AREA: 30.0 Sq.Ft.
BORDER TYPE: FLUSH
RECESS: 0"
WIDTH: 2"
RADII: 3"
NO. Z BARS: 2
LENGTH: 136.0

BACKG COLOR: Green
COPY COLOR: White

SYMBOL	X	Y	WID	HT

MAT'L: 0.125" ALUMINUM

NOTES:

1. Legend and border shall be direct applied Grade A reflective sheeting.
2. Background shall be Grade C reflective sheeting.

DESIGN BY: NKV
PROJECT ID: R-4750
CHECKED BY: TRT/ADK
DIV: 09
DATE: August 2018

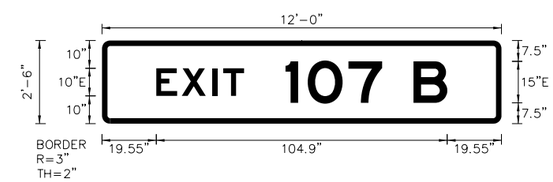

Spacing Factor is 1 unless specified otherwise
Spacing Factor for "EXIT" is 1.2

LETTER POSITIONS

Letter spacings are to start of next letter

																																	Series/Size Text Length
		E	X	I	T																												E 2000
	19.6	9.2	11.1	3.8	7.5	92.8																											31.6
		1	0	7		B																											E 2000
	66.2	7.9	14.7	12.2	11.3	12.2	19.6																										58.3

HNTB
HNTB NORTH CAROLINA, P.C.
343 E. Six Forks Road, Suite 200
Raleigh, North Carolina 27609
NC License No: C-1554
(919) 546-8997

SIGN DESIGNS

DocuSign Envelope ID: 5F7F5511-4C40-4143-AF46-DB5D4A63136D

TIP NO.	SHEET NO.
R-4750	SIGN-4D

APPROVED: DocuSigned by: Andrew D Klinksiek E3D78FB4596E44B...

DATE: 12/14/2018

SEAL

NORTH CAROLINA PROFESSIONAL SEAL 40311 ENGINEER ANDREW D. KLINKSIEK

DOCUMENT NOT CONSIDERED FINAL UNLESS ALL SIGNATURES COMPLETED

SIGN NUMBER: 11B
TYPE: A (OVHD)
QUANTITY: 1
SIGN WIDTH: 14'-0"
HEIGHT: 9'-6"
TOTAL AREA: 133.0 Sq.Ft.
BORDER TYPE: FLUSH
RECESS: 0"
WIDTH: 2"
RADII: 12"
NO. Z BARS: 3
LENGTH: 160.0

BACKG COLOR: Green
COPY COLOR: White

SYMBOL	X	Y	WID	HT
M1_1	35.3	64.7	36	36

MAT'L: 0.125" ALUMINUM

NOTES:

1. Legend and border shall be direct applied Grade A reflective sheeting.
2. Shield shall be Grade A reflective sheeting on 0.032" aluminum and demountable.
3. Background shall be Grade C reflective sheeting.

DESIGN BY: NKV
PROJECT ID: R-4750
CHECKED BY: TRT/ADK
DIV: 09
DATE: August 2018

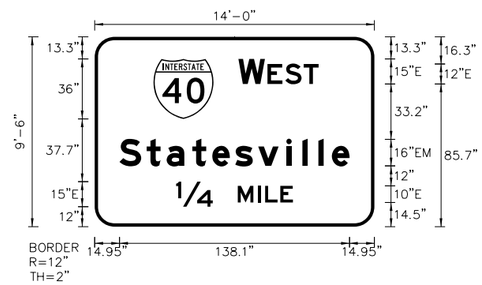

Spacing Factor is 1 unless specified otherwise

LETTER POSITIONS

Letter spacings are to start of next letter

																												Series/Size Text Length
	W		E	S	T																							E 2000
86.3	15.9	1.6	10.7	11	9	33.5																						48.2
	S	t	a	t	e	s	v	i	l	l	e																	EM 2000
15	16.3	12	15.4	12	13.8	13.8	17	9.6	9.6	8.2	10.6	15																138.1
	1/4		M	I	L	E																						E 2000
49	22	15	12	4.4	9.2	7.5	49																					70.1

SIGN NUMBER: 12A,17A,19A
TYPE: A (OVHD)
QUANTITY: 3
SIGN WIDTH: 12'-0"
HEIGHT: 2'-6"
TOTAL AREA: 30.0 Sq.Ft.
BORDER TYPE: FLUSH
RECESS: 0"
WIDTH: 2"
RADII: 3"
NO. Z BARS: 2
LENGTH: 136.0

BACKG COLOR: Green
COPY COLOR: White

SYMBOL	X	Y	WID	HT

MAT'L: 0.125" ALUMINUM

NOTES:

1. Legend and border shall be direct applied Grade A reflective sheeting.
2. Background shall be Grade C reflective sheeting.

DESIGN BY: NKV
PROJECT ID: R-4750
CHECKED BY: TRT/ADK
DIV: 09
DATE: August 2018

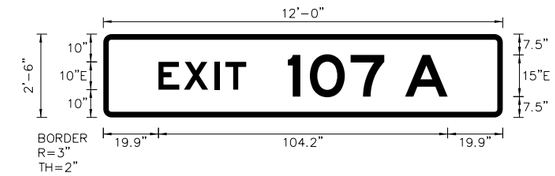

Spacing Factor is 1 unless specified otherwise
Spacing Factor for "EXIT" is 1.2

LETTER POSITIONS

Letter spacings are to start of next letter

																												Series/Size Text Length
	E	X	I	T																								E 2000
19.9	9.2	11.1	3.8	7.5	92.5																							31.6
	1	0	7		A																							E 2000
66.5	8	14.7	12.2	7.5	15.3	19.9																						57.6

SIGN NUMBER: 12B
TYPE: A (OVHD)
QUANTITY: 1
SIGN WIDTH: 17'-6"
HEIGHT: 8'-0"
TOTAL AREA: 140.0 Sq.Ft.
BORDER TYPE: FLUSH
RECESS: 0"
WIDTH: 2"
RADII: 12"
NO. Z BARS: 3
LENGTH: 202.0

BACKG COLOR: Green
COPY COLOR: White

SYMBOL	X	Y	WID	HT
M1_1	33.7	44	36	36
Type A Arrow	169.1	34.3	22.4	35.3

MAT'L: 0.125" ALUMINUM

NOTES:

1. Legend and border shall be direct applied Grade A reflective sheeting.
2. Arrow and shield shall be Grade A reflective sheeting on 0.032" aluminum and demountable.
3. Background shall be Grade C reflective sheeting.

DESIGN BY: NKV
PROJECT ID: R-4750
CHECKED BY: TRT/ADK
DIV: 09
DATE: August 2018

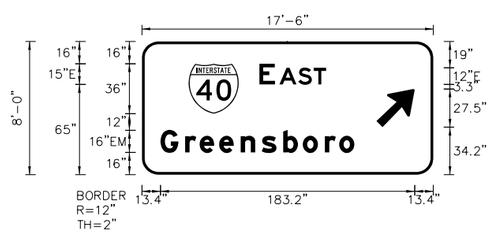

Spacing Factor is 1 unless specified otherwise

LETTER POSITIONS

Letter spacings are to start of next letter

																												Series/Size Text Length
	E		A	S	T																							E 2000
84.7	11.3	3.2	13.6	11	9	77.2																						48.1
	G	r	e	e	n	s	b	o	r	o																		EM 2000
13.4	17.8	10.4	14.1	15.5	15.2	15.5	14.1	15.8	10.4	10.9	56.9																	139.7

SIGN NUMBER: 13A
TYPE: A (OVHD)
QUANTITY: 1
SIGN WIDTH: 15'-0"
HEIGHT: 2'-6"
TOTAL AREA: 37.5 Sq.Ft.
BORDER TYPE: FLUSH
RECESS: 0"
WIDTH: 2"
RADII: 3"
NO. Z BARS: 2
LENGTH: 172.0

BACKG COLOR: Green
COPY COLOR: White

SYMBOL	X	Y	WID	HT

MAT'L: 0.125" ALUMINUM

NOTES:

1. Legend and border shall be direct applied Grade A reflective sheeting.
2. Background shall be Grade C reflective sheeting.

DESIGN BY: NKV
PROJECT ID: R-4750
CHECKED BY: TRT/ADK
DIV: 09
DATE: August 2018

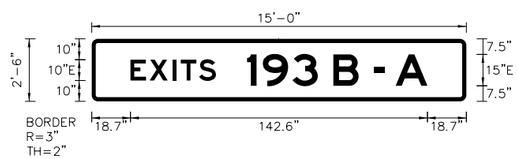

Spacing Factor is 1 unless specified otherwise
Spacing Factor for "EXITS" is 1.2

LETTER POSITIONS

Letter spacings are to start of next letter

																												Series/Size Text Length
	E	X	I	T	S																							E 2000
18.7	9.2	11.1	3.8	8.8	8.1	120.3																						41
	1	9	3		B		–		A																			E 2000
74.7	7.5	14.3	12.2	7.5	12.2	7.5	5.3	5	15.3	18.7																		86.6

HNTB
HNTB NORTH CAROLINA, P.C.
343 E. Six Forks Road, Suite 200
Raleigh, North Carolina 27609
NC License No: C-1554
(919) 546-8997

SIGN DESIGNS

DocuSign Envelope ID: 5F7F5511-4C40-4143-AF46-DB5D4A63136D

TIP NO.	SHEET NO.
R-4750	SIGN-4E

APPROVED: DocuSigned by: Andrew D Klinksiek E3D78FB4596E44B...

DATE: 12/14/2018

SEAL

NORTH CAROLINA PROFESSIONAL SEAL 40311 ENGINEER ANDREW D. KLINKSIEK

DOCUMENT NOT CONSIDERED FINAL UNLESS ALL SIGNATURES COMPLETED

SIGN NUMBER: 13B
TYPE: A (OVHD)
QUANTITY: 1
SIGN WIDTH: 15'-0"
HEIGHT: 15'-0"
TOTAL AREA: 225.0 Sq.Ft.
BORDER TYPE: FLUSH
RECESS: 0"
WIDTH: 2"
RADII: 12"
NO. Z BARS: 6
LENGTH: 172.0

BACKG COLOR: Green
COPY COLOR: White

SYMBOL	X	Y	WID	HT
M1_1	30	99.9	45	36
M1_4	109.3	100	36	36

MAT'L: 0.125" ALUMINUM

DESIGN BY: NKV
PROJECT ID: R-4750
CHECKED BY: TRT/ADK
DIV: 09
DATE: August 2018

NOTES:

1. Legend and border shall be direct applied Grade A reflective sheeting.
2. Shields shall be Grade A reflective sheeting on 0.032" aluminum and demountable.
3. Background shall be Grade C reflective sheeting.

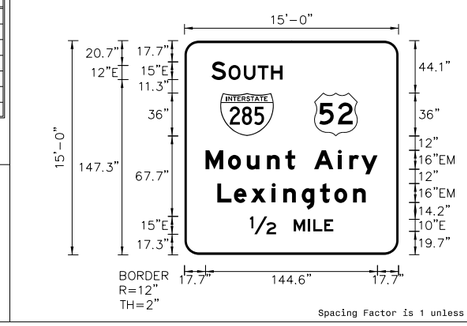

Spacing Factor is 1 unless specified otherwise

LETTER POSITIONS

Letter spacings are to start of next letter

																Series/Size Text Length
	S		O	U	T	H										E 2000
22.6	12.2	2.2	12.8	11.8	11	9.7	97.6									59.8
	M	o	u	n	t		A	i	r	y						EM 2000
17.7	18.9	15.8	17	15.4	8.3	16	20	9.6	10.1	13.6	17.7					144.6
	L	e	x	i	n	g	t	o	n							EM 2000
27.7	13.9	14.1	17.8	9.6	15.5	15.4	12	15.8	10.6	27.7						124.6
	1/2		M	I	L	E										E 2000
55	22	15	12	4.4	9.2	7.5	55									70.1

SIGN NUMBER: 14A,16A
TYPE: B (OVHD)
QUANTITY: 2
SIGN WIDTH: 11'-6"
HEIGHT: 2'-6"
TOTAL AREA: 28.8 Sq.Ft.
BORDER TYPE: FLUSH
RECESS: 0"
WIDTH: 2"
RADII: 3"
NO. Z BARS: 2
LENGTH: 130.0

BACKG COLOR: Green
COPY COLOR: White

SYMBOL	X	Y	WID	HT

MAT'L: 0.125" ALUMINUM

DESIGN BY: NKV
PROJECT ID: R-4750
CHECKED BY: TRT/ADK
DIV: 09
DATE: August 2018

NOTES:

1. Legend and border shall be direct applied Grade A reflective sheeting.
2. Background shall be Grade C reflective sheeting.

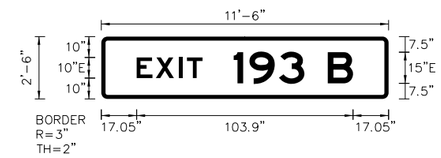

Spacing Factor is 1 unless specified otherwise
Spacing Factor for "EXIT" is 1.2

LETTER POSITIONS

Letter spacings are to start of next letter

																Series/Size Text Length
	E	X	I	T												E 2000
17.1	9.2	11.1	3.8	7.5	89.3											31.6
	1	9	3		B											E 2000
63.6	7.5	14.3	12.2	11.2	12.2	17.1										57.3

SIGN NUMBER: 14B
TYPE: A
QUANTITY: 1
SIGN WIDTH: 15'-0"
HEIGHT: 13'-0"
TOTAL AREA: 195.0 Sq.Ft.
BORDER TYPE: FLUSH
RECESS: 0"
WIDTH: 2"
RADII: 12"
NO. Z BARS: 4
LENGTH: 172.0

BACKG COLOR: Green/Yellow
COPY COLOR: White/Black

SYMBOL	X	Y	WID	HT
M1_4	34.5	104	36	36
Type A Arrow	71.4	8	32	22

MAT'L: 0.125" ALUMINUM

DESIGN BY: NKV
PROJECT ID: R-4750
CHECKED BY: TRT/ADK
DIV: 09
DATE: August 2018

NOTES:

1. Legend and border shall be direct applied Grade A reflective sheeting.
2. Shield shall be Grade A reflective sheeting on 0.032" aluminum and demountable.
3. Background shall be Grade C reflective sheeting.
4. Bottom panel shall be yellow Grade C sheeting. Legend shall be direct applied black non-reflective sheeting. Arrow shall be black non-reflective sheeting on 0.032" aluminum and demountable. Yellow panel is 180" X 36". (Border Type = Recessed, Recess = 0.5", Width = 1.5", Radii = 12")

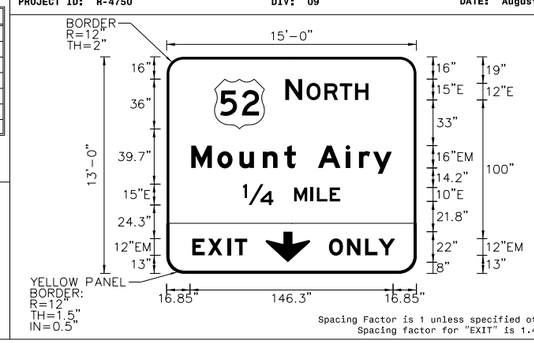

Spacing Factor is 1 unless specified otherwise
Spacing factor for "EXIT" is 1.4

LETTER POSITIONS

Letter spacings are to start of next letter

																Series/Size Text Length
	N		O	R	T	H										E 2000
85.5	12.2	3.2	12.8	11	11	9.7	34.5									60
	M	o	u	n	t		A	i	r	y						EM 2000
17.7	18.9	15.8	17	15.4	8.3	16	20	9.6	10.1	13.6	17.7					144.6
	1/4		M	I	L	E										E 2000
55	22	15	12	4.4	9.2	7.5	55									70.1
	E	X	I	T												EM 2000
18.5	11.2	14	5.4	8.9	122											39.5
	O	N	L	Y												EM 2000
117	13	13.1	9.6	12.1	15.2											47.8

SIGN NUMBER: 15A
TYPE: B (OVHD)
QUANTITY: 1
SIGN WIDTH: 11'-6"
HEIGHT: 2'-6"
TOTAL AREA: 28.8 Sq.Ft.
BORDER TYPE: FLUSH
RECESS: 0"
WIDTH: 2"
RADII: 3"
NO. Z BARS: 2
LENGTH: 130.0

BACKG COLOR: Green
COPY COLOR: White

SYMBOL	X	Y	WID	HT

MAT'L: 0.125" ALUMINUM

DESIGN BY: NKV
PROJECT ID: R-4750
CHECKED BY: TRT/ADK
DIV: 09
DATE: August 2018

NOTES:

1. Legend and border shall be direct applied Grade A reflective sheeting.
2. Background shall be Grade C reflective sheeting.

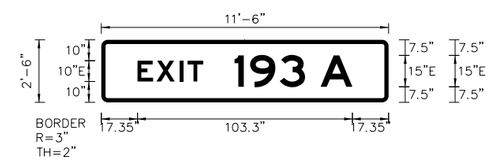

Spacing Factor is 1 unless specified otherwise
Spacing Factor for "EXIT" is 1.2

LETTER POSITIONS

Letter spacings are to start of next letter

																Series/Size Text Length
	E	X	I	T												E 2000
17.3	9.2	11.1	3.8	7.5	89											31.6
	1	9	3		A											E 2000
64	7.5	14.3	12.2	7.5	15.3	17.3										56.7

HNTB
HNTB NORTH CAROLINA, P.C.
343 E. Six Forks Road, Suite 200
Raleigh, North Carolina 27609
NC License No: C-1554
(919) 546-8997

SIGN DESIGNS

DocuSign Envelope ID: 5F7F5511-4C40-4143-AF46-DB5D4A63136D

TIP NO.	SHEET NO.
R-4750	SIGN-4F

APPROVED: DocuSigned by: Andrew D Klinksiek E3D78FB4596E44B...

DATE: 12/14/2018

SEAL

NORTH CAROLINA PROFESSIONAL SEAL 40311 ENGINEER ANDREW D. KLINKSIEK

DOCUMENT NOT CONSIDERED FINAL UNLESS ALL SIGNATURES COMPLETED

SIGN NUMBER: 15B
TYPE: A (OVHD)
QUANTITY: 1
SIGN WIDTH: 14'-0"
HEIGHT: 12'-0"
TOTAL AREA: 168.0 Sq.Ft.
BORDER TYPE: FLUSH
RECESS: 0"
WIDTH: 2"
RADII: 12"
NO. Z BARS: 3
LENGTH: 160.0

BACKG COLOR: Green
COPY COLOR: White

SYMBOL	X	Y	WID	HT
M1_1	24.1	68	45	36
M1_4	103.4	68	36	36

MAT'L: 0.125" ALUMINUM

NOTES:

1. Legend and border shall be direct applied Grade A reflective sheeting.
2. Shields shall be Grade A reflective sheeting on 0.032" aluminum and demountable.
3. Background shall be Grade C reflective sheeting.

DESIGN BY: NKV
PROJECT ID: R-4750
CHECKED BY: TRT/ADK
DIV: 09
DATE: August 2018

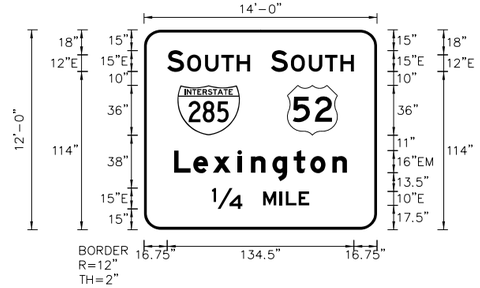

Spacing Factor is 1 unless specified otherwise

LETTER POSITIONS

Letter spacings are to start of next letter

																												Series/Size Text Length
		S		O	U	T	H																					E 2000
	16.7	12.2	2.2	12.8	11.8	11	9.7	91.5																				59.8
		S		O	U	T	H																					E 2000
	91.5	12.2	2.2	12.8	11.8	11	9.7	16.7																				59.8
		L	e	x	i	n	g	t	o	n																		EM 2000
	21.7	13.9	14.1	17.8	9.6	15.5	15.4	12	15.8	10.6	21.7																	124.6
		1/4		M	I	L	E																					E 2000
	49	22	15	12	4.4	9.2	7.5	49																				70.1

SIGN NUMBER: 16B
TYPE: A (OVHD)
QUANTITY: 1
SIGN WIDTH: 15'-0"
HEIGHT: 11'-0"
TOTAL AREA: 165.0 Sq.Ft.
BORDER TYPE: FLUSH
RECESS: 0"
WIDTH: 2"
RADII: 12"
NO. Z BARS: 3
LENGTH: 172.0

BACKG COLOR: Green/Yellow
COPY COLOR: White/Black

SYMBOL	X	Y	WID	HT
M1_4	37.2	80	36	36
Type A Arrow	74	5	22.3	35.3

MAT'L: 0.125" ALUMINUM

NOTES:

1. Legend and border shall be direct applied Grade A reflective sheeting.
2. Shield shall be Grade A reflective sheeting on 0.032" aluminum and demountable.
3. Background shall be Grade C reflective sheeting.
4. Bottom panel shall be yellow Grade C sheeting. Legend shall be direct applied black non-reflective sheeting. Arrow shall be black non-reflective sheeting on 0.032" aluminum and demountable. Yellow panel is 180" X 36", (Border Type = Recessed, Recess = 0.5", Width = 1.5", Radii = 12")

DESIGN BY: NKV
PROJECT ID: R-4750
CHECKED BY: TRT/ADK
DIV: 09
DATE: August 2018

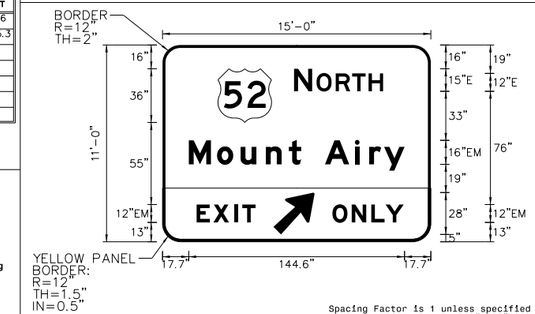

Spacing Factor is 1 unless specified otherwise
Spacing Factor for "EXIT" is 1.4

LETTER POSITIONS

Letter spacings are to start of next letter

																												Series/Size Text Length
		N		O	R	T	H																					E 2000
	88.2	12.1	3	12.8	11	11	9.7	32																				59.8
		M	o	u	n	t		A	i	r	y																	EM 2000
	17.7	18.9	15.8	17	15.4	8.3	16	20	9.6	10.1	13.6	17.7																144.6
		E	X	I	T																							EM 2000
	22.5	11.2	14	5.4	8.9	117.6																						39.5
		O	N	L	Y																							EM 2000
	114	13	13.1	9.6	12.1	18.2																						47.8

SIGN NUMBER: 17B
TYPE: A (OVHD)
QUANTITY: 1
SIGN WIDTH: 13'-6"
HEIGHT: 10'-0"
TOTAL AREA: 135.0 Sq.Ft.
BORDER TYPE: FLUSH
RECESS: 0"
WIDTH: 2"
RADII: 12"
NO. Z BARS: 3
LENGTH: 154.0

BACKG COLOR: Green
COPY COLOR: White

SYMBOL	X	Y	WID	HT
M1_1	32.3	69.4	36	36

MAT'L: 0.125" ALUMINUM

NOTES:

1. Legend and border shall be direct applied Grade A reflective sheeting.
2. Shield shall be Grade A reflective sheeting on 0.032" aluminum and demountable.
3. Background shall be Grade C reflective sheeting.

DESIGN BY: NKV
PROJECT ID: R-4750
CHECKED BY: TRT/ADK
DIV: 09
DATE: August 2018

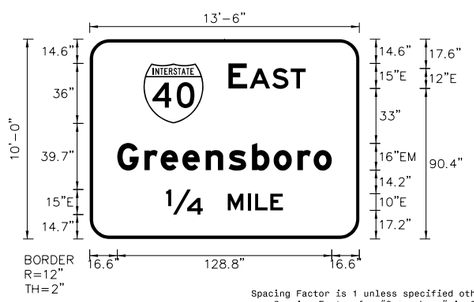

Spacing Factor is 1 unless specified otherwise
Spacing Factor for "Greensboro" is 0.7

LETTER POSITIONS

Letter spacings are to start of next letter

																												Series/Size Text Length
		E		A	S	T																						E 2000
	83.3	11.3	1.5	13.6	11	9	32.3																					46.4
		G	r	e	e	n	s	b	o	r	o																	EM 2000
	16.6	16.3	9.7	13	14	13.8	14	13	14.4	9.7	10.9	16.6																128.8
		1/4		M	I	L	E																					E 2000
	46	22	15	12	4.4	9.2	7.5	46																				70.1

SIGN NUMBER: 18B
TYPE: A (OVHD)
QUANTITY: 1
SIGN WIDTH: 17'-0"
HEIGHT: 7'-0"
TOTAL AREA: 119.0 Sq.Ft.
BORDER TYPE: FLUSH
RECESS: 0"
WIDTH: 2"
RADII: 12"
NO. Z BARS: 2
LENGTH: 196.0

BACKG COLOR: Green
COPY COLOR: White

SYMBOL	X	Y	WID	HT
M1_1	23.2	36.5	36	36
Type A Arrow	158.7	28.3	22.4	35.3

MAT'L: 0.125" ALUMINUM

NOTES:

1. Legend and border shall be direct applied Grade A reflective sheeting.
2. Arrow and shield shall be Grade A reflective sheeting on 0.032" aluminum and demountable.
3. Background shall be Grade C reflective sheeting.

DESIGN BY: NKV
PROJECT ID: R-4750
CHECKED BY: TRT/ADK
DIV: 09
DATE: August 2018

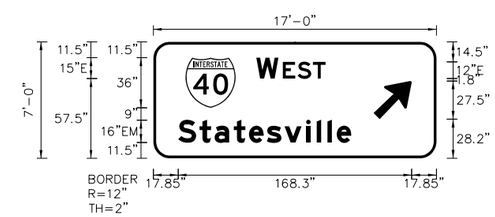

Spacing Factor is 1 unless specified otherwise
Spacing Factor for "Statesville" is 0.7

LETTER POSITIONS

Letter spacings are to start of next letter

																												Series/Size Text Length
		W		E	S	T																						E 2000
	74.2	15.9	3.2	10.7	11	9	80																					49.8
		S	t	a	t	e	s	v	i	l	l	e																EM 2000
	17.9	15.3	10.9	13.9	10.9	12.8	12.8	15.6	7.7	7.7	6.7	10.6	61.3															124.8

HNTB
HNTB NORTH CAROLINA, P.C.
343 E. Six Forks Road, Suite 200
Raleigh, North Carolina 27609
NC License No: C-1554
(919) 546-8997

SIGN DESIGNS

DocuSign Envelope ID: 5F7F5511-4C40-4143-AF46-DB5D4A63136D

TIP NO.	SHEET NO.
R-4750	SIGN-4G

APPROVED: Andrew D Klinksiek (DocuSigned by: E3D78FB45965448...)

DATE: 12/14/2018

SEAL

NORTH CAROLINA PROFESSIONAL SEAL 40311 ENGINEER ANDREW D. KLINKSIEK

DOCUMENT NOT CONSIDERED FINAL UNLESS ALL SIGNATURES COMPLETED

SIGN NUMBER: 19B
TYPE: A (OVHD)
QUANTITY: 1
SIGN WIDTH: 25'-0"
HEIGHT: 10'-0"
TOTAL AREA: 250.0 Sq.Ft.
BORDER TYPE: FLUSH
RECESS: 0"
WIDTH: 2"
RADII: 12"
NO. Z BARS: 3
LENGTH: 292.0

BACKG COLOR: Green/Yellow
COPY COLOR: White/Black

SYMBOL	X	Y	WID	HT
M1_1	37.1	68.5	36	36
Type A Arrow	166.2	61.1	22.4	35.3
Truck Rollover	219	21.1	69	77.8

MAT'L: 0.125" ALUMINUM

NOTES:

1. Legend and border shall be direct applied Grade A reflective sheeting.
2. Arrows and shields shall be Grade A reflective sheeting on 0.032" aluminum and demountable.
3. Background shall be Grade C reflective sheeting.
4. Exit 25 MPH panel shall be yellow Grade C sheeting. Legend shall be direct applied black non-reflective sheeting. Yellow panel is 164" X 24". (Border type = Recessed, Radii = 1.875")

DESIGN BY: TRT
PROJECT ID: R-4750
CHECKED BY: TRT/ADK
DIV: 09
DATE: August 2018

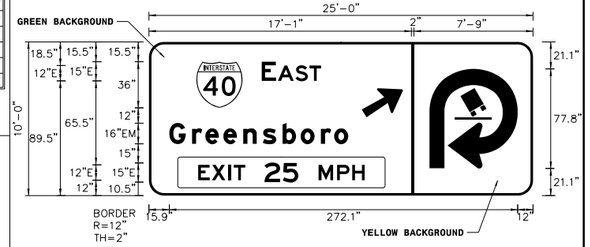

Spacing Factor is 1 unless specified otherwise

LETTER POSITIONS

Letter spacings are to start of next letter

																												Series/Size Text Length
	E		A	S	T																							E 2000
88.1	11.3	1.5	13.6	11	9	165.5																						46.4
	G	r	e	e	n	s	b	o	r	o																		EM 2000
15.9	17.8	10.4	14.1	15.5	15.2	15.5	14.1	15.8	10.4	10.9	44.4																	139.7
	E	X	I	T																								E 2000
38.6	10.7	12.8	4.2	9	224.7																							36.7
	M	P	H																									E 2000
132.6	14.4	11.8	9.7	131.5																								35.9
	2	5																										E 2000
90.3	14.3	12.2	183.3																									26.4

SIGN NUMBER: 20A
TYPE: A (OVHD)
QUANTITY: 1
SIGN WIDTH: 15'-0"
HEIGHT: 2'-6"
TOTAL AREA: 37.5 Sq.Ft.
BORDER TYPE: FLUSH
RECESS: 0"
WIDTH: 2"
RADII: 3"
NO. Z BARS: 2
LENGTH: 172.0

BACKG COLOR: Green
COPY COLOR: White

SYMBOL	X	Y	WID	HT

MAT'L: 0.125" ALUMINUM

NOTES:

1. Legend and border shall be direct applied Grade A reflective sheeting.
2. Background shall be Grade C reflective sheeting.

DESIGN BY: NKV
PROJECT ID: R-4750
CHECKED BY: TRT/ADK
DIV: 09
DATE: August 2018

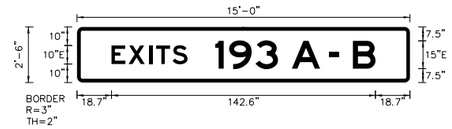

Spacing Factor is 1 unless specified otherwise
Spacing Factor for "EXIT" is 1.2

LETTER POSITIONS

Letter spacings are to start of next letter

																												Series/Size Text Length
	E	X	I	T	S																							E 2000
18.7	9.2	11.1	3.8	8.8	8.1	120.3																						41
	1	9	3		A		–		B																			E 2000
74.7	7.5	14.2	12.2	7.5	15.3	5	5.3	7.5	12.2	18.7																		86.6

SIGN NUMBER: 20B
TYPE: A (OVHD)
QUANTITY: 1
SIGN WIDTH: 15'-0"
HEIGHT: 15'-0"
TOTAL AREA: 225.0 Sq.Ft.
BORDER TYPE: FLUSH
RECESS: 0"
WIDTH: 2"
RADII: 12"
NO. Z BARS: 6
LENGTH: 172.0

BACKG COLOR: Green
COPY COLOR: White

SYMBOL	X	Y	WID	HT
M1_1	30.1	99.7	45	36
M1_4	109.4	99.7	36	36

MAT'L: 0.125" ALUMINUM

NOTES:

1. Legend and border shall be direct applied Grade A reflective sheeting.
2. Arrows and shields shall be Grade A reflective sheeting on 0.032" aluminum and demountable.
3. Background shall be Grade C reflective sheeting.

DESIGN BY: NKV
PROJECT ID: R-4750
CHECKED BY: TRT/ADK
DIV: 09
DATE: August 2018

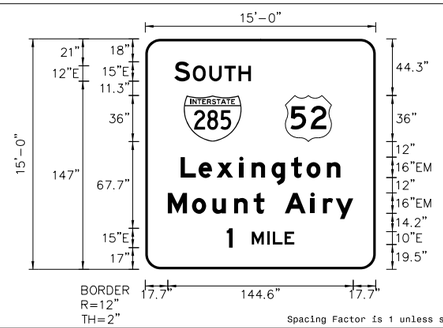

Spacing Factor is 1 unless specified otherwise

LETTER POSITIONS

Letter spacings are to start of next letter

																												Series/Size Text Length
	S		O	U	T	H																						E 2000
22.7	12.2	2.2	12.8	11.8	11	9.7	97.5																					59.8
	L	e	x	i	n	g	t	o	n																			EM 2000
27.7	13.9	14.1	17.8	9.6	15.5	15.4	12	15.8	10.6	27.7																		124.6
	M	o	u	n	t		A	i	r	y																		EM 2000
17.7	18.9	15.8	17	15.4	8.3	16	20	9.6	10.1	13.6	17.7																	144.6
	1		M	I	L	E																						E 2000
63.7	4.5	15	12	4.4	9.2	7.5	63.7																					52.6

HNTB
HNTB NORTH CAROLINA, P.C.
343 E. Six Forks Road, Suite 200
Raleigh, North Carolina 27609
NC License No: C-1554
(919) 546-8997

SIGN DESIGNS

DocuSign Envelope ID: 5F7F5511-4C40-4143-AF46-DB5D4A63136D

TIP NO.	SHEET NO.
R-4750	SIGN-4H

APPROVED: DocuSigned by: Andrew D Klinksiek E3D78F84596E44B...

DATE: 12/14/2018

SEAL

NORTH CAROLINA PROFESSIONAL SEAL 40311 ENGINEER ANDREW D. KLINKSIEK

DOCUMENT NOT CONSIDERED FINAL UNLESS ALL SIGNATURES COMPLETED

SIGN NUMBER: 101,105
TYPE: A
QUANTITY: 2
SIGN WIDTH: 13'-6"
HEIGHT: 13'-6"
TOTAL AREA: 182.3 Sq.Ft.
BORDER TYPE: FLUSH
RECESS: 0"
WIDTH: 2"
RADII: 12"
NO. Z BARS: 4
LENGTH: 154.0

BACKG COLOR: Green
COPY COLOR: White

SYMBOL	X	Y	WID	HT
M1_1	21	87	45	36
M1_4	100.5	87	36	36
M1_4	25.5	12.7	36	36
M1_4	100.5	12.7	36	36

MAT'L: 0.125" ALUMINUM

NOTES:

1. Legend and border shall be direct applied Grade C reflective sheeting.
2. Arrows and shields shall be Grade C reflective sheeting on 0.032" aluminum and demountable.
3. Background shall be Grade C reflective sheeting.

DESIGN BY: NKV
PROJECT ID: R-4750
CHECKED BY: TRT/ADK
DIV: 09
DATE: August 2018

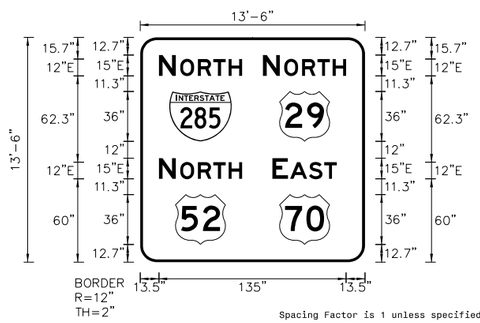

Spacing Factor is 1 unless specified otherwise

LETTER POSITIONS

Letter spacings are to start of next letter

																														Series/Size Text Length
		N		O	R	T	H																							E 2000
	13.5	12.2	3.1	12.8	11	11	9.7	88.6																						59.9
		N		O	R	T	H																							E 2000
	88.6	12.2	3.1	12.8	11	11	9.7	13.5																						59.9
		N		O	R	T	H																							E 2000
	13.5	12.2	3.1	12.8	11	11	9.7	88.6																						59.9
		E		A	S	T																								E 2000
	95.3	11.3	1.5	13.6	11	9	20.3																							46.4

SIGN NUMBER: 102A,103A,104A
TYPE: B
QUANTITY: 3
SIGN WIDTH: 9'-6"
HEIGHT: 2'-6"
TOTAL AREA: 23.8 Sq.Ft.
BORDER TYPE: FLUSH
RECESS: 0"
WIDTH: 2"
RADII: 3"
NO. Z BARS: 2
LENGTH: 106.0

BACKG COLOR: Green
COPY COLOR: White

SYMBOL	X	Y	WID	HT

MAT'L: 0.125" ALUMINUM

NOTES:

1. Legend and border shall be direct applied Grade C reflective sheeting.
2. Background shall be Grade C reflective sheeting.

DESIGN BY: NKV
PROJECT ID: R-4750
CHECKED BY: TRT/ADK
DIV: 09
DATE: August 2018

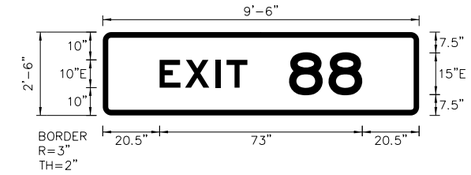

Spacing Factor is 1 unless specified otherwise
Spacing Factor for "EXIT" is 1.2

LETTER POSITIONS

Letter spacings are to start of next letter

																														Series/Size Text Length
		E	X	I	T																									E 2000
	20.5	9.2	11.1	3.8	7.5	61.9																								31.6
		8	8																											E 2000
	67.1	14.3	12.1	20.5																										26.4

SIGN NUMBER: 102B
TYPE: A
QUANTITY: 1
SIGN WIDTH: 18'-6"
HEIGHT: 14'-0"
TOTAL AREA: 259.0 Sq.Ft.
BORDER TYPE: FLUSH
RECESS: 0"
WIDTH: 2"
RADII: 12"
NO. Z BARS: 4
LENGTH: 214.0

BACKG COLOR: Green
COPY COLOR: White

SYMBOL	X	Y	WID	HT
M1-5-2-36-15C	18.1	70.8	36	36
M1_1	76.5	70.8	45	36
M1_4	156	70.8	36	36

MAT'L: 0.125" ALUMINUM

NOTES:

1. Legend and border shall be direct applied Grade C reflective sheeting.
2. Arrows and shields shall be Grade C reflective sheeting on 0.032" aluminum and demountable.
3. Background shall be Grade C reflective sheeting.
4. Proposed support spacing is 7.50'.

DESIGN BY: NKV
PROJECT ID: R-4750
CHECKED BY: TRT/ADK
DIV: 09
DATE: August 2018

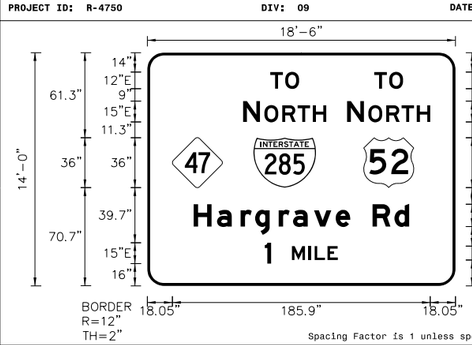

Spacing Factor is 1 unless specified otherwise

LETTER POSITIONS

Letter spacings are to start of next letter

																														Series/Size Text Length
		T	O																											E 2000
	88.7	10.7	10.1	112.6																										20.8
		T	O																											E 2000
	163.6	10.7	10.1	37.6																										20.8
		N		O	R	T	H																							E 2000
	69.1	12.2	3.1	12.8	11	11	9.7	93																						59.9
		N		O	R	T	H																							E 2000
	144	12.2	3.1	12.8	11	11	9.7	18.1																						59.9
		H	a	r	g	r	a	v	e	R	d																			EM 2000
	33.3	17	17	10.4	17	10.4	15.2	15.5	26.6	15.8	10.6	33.3																		155.4
		1		M	I	L	E																							E 2000
	84.7	4.5	15	12	4.4	9.2	7.5	84.7																						52.6

SIGN NUMBER: 103B
TYPE: A
QUANTITY: 1
SIGN WIDTH: 18'-6"
HEIGHT: 14'-0"
TOTAL AREA: 259.0 Sq.Ft.
BORDER TYPE: FLUSH
RECESS: 0"
WIDTH: 2"
RADII: 12"
NO. Z BARS: 4
LENGTH: 214.0

BACKG COLOR: Green
COPY COLOR: White

SYMBOL	X	Y	WID	HT
M1-5-2-36-15C	18.1	70.7	36	36
M1_1	76.5	70.7	45	36
M1_4	156	70.7	36	36

MAT'L: 0.125" ALUMINUM

NOTES:

1. Legend and border shall be direct applied Grade C reflective sheeting.
2. Shields shall be Grade C reflective sheeting on 0.032" aluminum and demountable.
3. Background shall be Grade C reflective sheeting.
4. Proposed support spacing is 7.50'.

DESIGN BY: NKV
PROJECT ID: R-4750
CHECKED BY: TRT/ADK
DIV: 09
DATE: August 2018

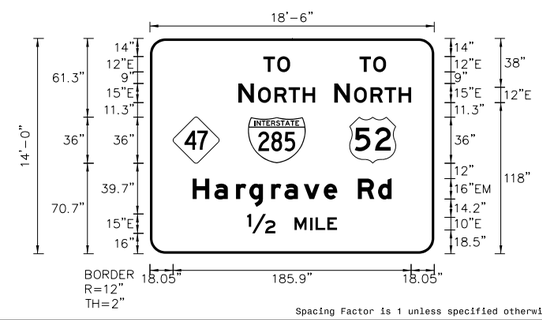

Spacing Factor is 1 unless specified otherwise

LETTER POSITIONS

Letter spacings are to start of next letter

																														Series/Size Text Length
		T	O																											E 2000
	88.7	10.7	10.1	112.6																										20.8
		T	O																											E 2000
	163.6	10.7	10.1	37.6																										20.8
		N		O	R	T	H																							E 2000
	69.1	12.2	3.1	12.8	11	11	9.7	93																						59.9
		N		O	R	T	H																							E 2000
	144	12.2	3.1	12.8	11	11	9.7	18.1																						59.9
		H	a	r	g	r	a	v	e		R	d																		EM 2000
	33.3	17	17	10.4	17	10.4	15.2	15.5	10.6	16	15.8	10.6	33.3																	155.4
		1/2		M	I	L	E																							E 2000
	76	22	15	12	4.4	9.2	7.5	76																						70.1

HNTB
HNTB NORTH CAROLINA, P.C.
343 E. Six Forks Road, Suite 200
Raleigh, North Carolina 27609
NC License No: C-1554
(919) 546-8997

SIGN DESIGNS

DocuSign Envelope ID: 5F7F5511-4C40-4143-AF46-DB5D4A63136D

TIP NO.	SHEET NO.
R-4750	SIGN-41

APPROVED: Andrew D Klinksiek (DocuSigned by: E3D78FB4596E44B...)

DATE: 12/14/2018

SEAL

NORTH CAROLINA PROFESSIONAL SEAL 40311 ENGINEER ANDREW D. KLINKSIEK

DOCUMENT NOT CONSIDERED FINAL UNLESS ALL SIGNATURES COMPLETED

SIGN NUMBER: 104B
TYPE: A (OVHD)
QUANTITY: 1
SIGN WIDTH: 18'-6"
HEIGHT: 15'-0"
TOTAL AREA: 277.5 Sq.Ft.
BORDER TYPE: FLUSH
RECESS: 0"
WIDTH: 2"
RADII: 12"
NO. Z BARS: 6
LENGTH: 214.0

BACKG COLOR: Green
COPY COLOR: White

SYMBOL	X	Y	WID	HT
M1-5-2-36-15C	18.1	82.1	36	36
M1_1	76.5	82.1	45	36
M1_4	156	82.1	36	36
Type A Arrow	97.3	14.6	22.3	35

MAT'L: 0.125" ALUMINUM

NOTES:

1. Legend and border shall be direct applied Grade C reflective sheeting.
2. Arrow and shields shall be Grade C reflective sheeting on 0.032" aluminum and demountable.
3. Background shall be Grade C reflective sheeting.
4. Proposed support spacing is 7.50'.

DESIGN BY: NKV
PROJECT ID: R-4750
CHECKED BY: TRT/ADK
DIV: 09
DATE: August 2018

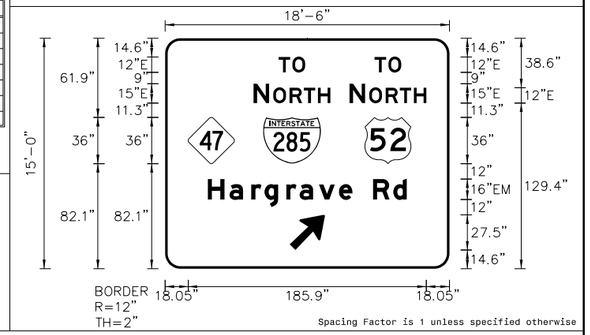

Spacing Factor is 1 unless specified otherwise

LETTER POSITIONS

Letter spacings are to start of next letter

																												Series/Size Text Length
		T	O																									E 2000
	88.7	10.7	10.1	112.6																								20.8
		T	O																									E 2000
	163.6	10.7	10.1	37.6																								20.8
		N		O	R	T	H																					E 2000
	69.1	12.2	3.1	12.8	11	11	9.7	93																				59.9
		N		O	R	T	H																					E 2000
	144	12.2	3.1	12.8	11	11	9.7	18.1																				59.9
		H	a	r	g	r	a	v	e	R	d																	EM 2000
	33.3	17	17	10.4	17	10.4	15.2	15.5	26.6	15.8	10.6	33.3																155.4

SIGN NUMBER: 106
TYPE: A
QUANTITY: 1
SIGN WIDTH: 13'-6"
HEIGHT: 13'-6"
TOTAL AREA: 182.3 Sq.Ft.
BORDER TYPE: FLUSH
RECESS: 0"
WIDTH: 2"
RADII: 12"
NO. Z BARS: 4
LENGTH: 154.0

BACKG COLOR: Green
COPY COLOR: White

SYMBOL	X	Y	WID	HT
M1_1	21	87	45	36
M1_4	100.5	87	36	36
M1_4	25.5	12.7	36	36
M1_4	100.5	12.7	36	36

MAT'L: 0.125" ALUMINUM

NOTES:

1. Legend and border shall be direct applied Grade C reflective sheeting.
2. Shields shall be Grade C reflective sheeting on 0.032" aluminum and demountable.
3. Background shall be Grade C reflective sheeting.

DESIGN BY: NKV
PROJECT ID: R-4750
CHECKED BY: TRT/ADK
DIV: 09
DATE: August 2018

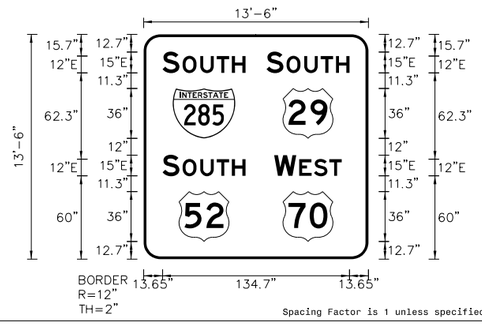

Spacing Factor is 1 unless specified otherwise

LETTER POSITIONS

Letter spacings are to start of next letter

																												Series/Size Text Length
		S		O	U	T	H																					E 2000
	13.6	12.2	2.2	12.8	11.8	11	9.7	88.6																				59.8
		S		O	U	T	H																					E 2000
	88.6	12.2	2.2	12.8	11.8	11	9.7	13.6																				59.8
		S		O	U	T	H																					E 2000
	13.7	12.2	2.2	12.8	11.8	11	9.7	88.6																				59.8
		W		E	S	T																						E 2000
	94.1	15.9	2.2	10.7	11	9	19.1																					48.8

SIGN NUMBER: 107,113
TYPE: A
QUANTITY: 1
SIGN WIDTH: 13'-0"
HEIGHT: 13'-6"
TOTAL AREA: 175.9 Sq.Ft.
BORDER TYPE: FLUSH
RECESS: 0"
WIDTH: 2"
RADII: 9"
NO. Z BARS: 4
LENGTH: 148.0

BACKG COLOR: Green/Green
COPY COLOR: White/White

SYMBOL	X	Y	WID	HT
M1_1	52.3	109.7	30	24
M1_4	105.2	109.7	24	24
Type A Arrow	19.1	106.7	18.3	28.7
Type A Arrow	114	41.6	18.3	28.7
M1_1	18.3	30	30	24
M1_4	71.2	30	24	24

MAT'L: 0.125" ALUMINUM

NOTES:

1. Legend and border shall be direct applied Grade C reflective sheeting.
2. Arrows and shields shall be Grade C reflective sheeting on 0.032" aluminum and demountable.
3. Background shall be Grade C reflective sheeting.

DESIGN BY: NKV
PROJECT ID: R-4750
CHECKED BY: TRT/ADK
DIV: 09
DATE: August 2018

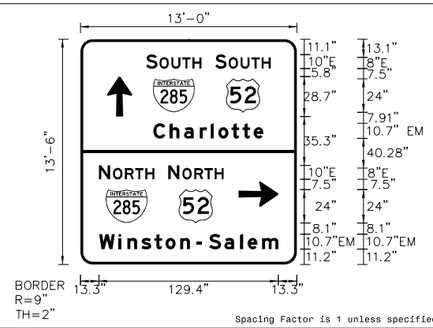

Spacing Factor is 1 unless specified otherwise

LETTER POSITIONS

Letter spacings are to start of next letter

																												Series/Size Text Length
		S		O	U	T	H																					E 2000
	47.4	8.1	1.5	8.6	7.8	7.4	6.5	68.7																				39.8
		S		O	U	T	H																					E 2000
	97.3	8.1	1.5	8.6	7.8	7.4	6.5	18.9																				39.8
		C	h	a	r	l	o	t	t	e																		EM 2000
	52.6	11.7	10.4	11.3	7.9	5.5	9.5	7.9	8	7.1	24.1																	79.3
		N		O	R	T	H																					E 2000
	13.3	8.1	2.1	8.6	7.4	7.4	6.5	102.7																				40
		N		O	R	T	H																					E 2000
	63.3	8.1	2.1	8.6	7.4	7.4	6.5	52.7																				40
		W	i	n	s	t	o	n		-		S	a	l	e	m												EM 2000
	13.4	13.9	6.4	10.2	9.3	8	10.6	7.1	5	3.7	5	11	11.3	5.5	10.4	11.8	13.4											129.2

SIGN NUMBER: 108
TYPE: A
QUANTITY: 1
SIGN WIDTH: 13'-0"
HEIGHT: 7'-0"
TOTAL AREA: 91.0 Sq.Ft.
BORDER TYPE: FLUSH
RECESS: 0"
WIDTH: 2"
RADII: 12"
NO. Z BARS: 2
LENGTH: 148.0

BACKG COLOR: Green
COPY COLOR: White

SYMBOL	X	Y	WID	HT
Type A Arrow	13.4	32.9	18.3	28.7
M1_1	57.8	30.7	30	24
M1_4	110.6	30.7	24	24

MAT'L: 0.125" ALUMINUM

NOTES:

1. Legend and border shall be direct applied Grade C reflective sheeting.
2. Arrows and shields shall be Grade C reflective sheeting on 0.032" aluminum and demountable.
3. Background shall be Grade C reflective sheeting.

DESIGN BY: NKV
PROJECT ID: R-4750
CHECKED BY: TRT/ADK
DIV: 09
DATE: August 2018

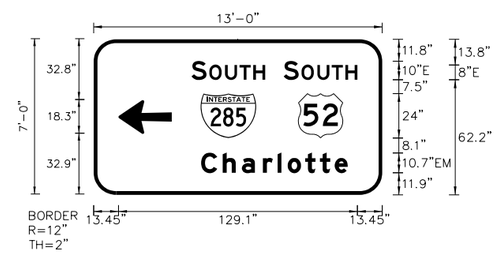

Spacing Factor is 1 unless specified otherwise

LETTER POSITIONS

Letter spacings are to start of next letter

																												Series/Size Text Length
		S		O	U	T	H																					E 2000
	52.9	8.1	1.5	8.6	7.8	7.4	6.5	63.3																				39.8
		S		O	U	T	H																					E 2000
	102.7	8.1	1.5	8.6	7.8	7.4	6.5	13.4																				39.8
		C	h	a	r	l	o	t	t	e																		EM 2000
	58.1	11.7	10.4	11.3	7.9	5.5	9.5	7.9	8	7.1	18.6																	79.3

HNTB
HNTB NORTH CAROLINA, P.C.
343 E. Six Forks Road, Suite 200
Raleigh, North Carolina 27609
NC License No: C-1554
(919) 546-8997

SIGN DESIGNS

DocuSign Envelope ID: 5F7F5511-4C40-4143-AF46-DB5D4A63136D

TIP NO.	SHEET NO.
R-4750	SIGN-4J

APPROVED: DocuSigned by: Andrew D Klinksiek E3D78FB4596E44B...

DATE: 12/14/2018

SEAL

NORTH CAROLINA PROFESSIONAL SEAL 40311 ENGINEER ANDREW D. KLINKSIEK

DOCUMENT NOT CONSIDERED FINAL UNLESS ALL SIGNATURES COMPLETED

SIGN NUMBER: 109,115
TYPE: A
QUANTITY: 2
SIGN WIDTH: 13'-0"
HEIGHT: 13'-6"
TOTAL AREA: 175.5 Sq.Ft.
BORDER TYPE: FLUSH
RECESS: 0"
WIDTH: 2"
RADII: 9"
NO. Z BARS: 4
LENGTH: 148.0

BACKG COLOR: Green/Green
COPY COLOR: White/White

SYMBOL	X	Y	WID	HT
Type A Arrow	16.2	115.9	18.3	28.7
M1_1	54.8	109.6	30	24
M1_4	107.7	109.6	24	24
Type A Arrow	113.8	32	18.3	28.7
M1_1	18.4	29.8	30	24
M1_4	71.2	29.8	24	24

MAT'L: 0.125" ALUMINUM

NOTES:

1. Legend and border shall be direct applied Grade C reflective sheeting.
2. Arrows and shields shall be Grade C reflective sheeting on 0.032" aluminum and demountable.
3. Background shall be Grade C reflective sheeting.

DESIGN BY: NKV
PROJECT ID: R-4750
CHECKED BY: TRT/ADK
DIV: 09
DATE: August 2018

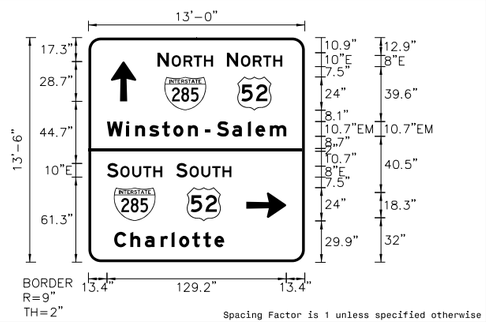

Spacing Factor is 1 unless specified otherwise

LETTER POSITIONS

Letter spacings are to start of next letter

																												Series/Size Text Length
		N		O	R	T	H																					E 2000
	49.8	8.1	2.1	8.6	7.4	7.4	6.5	66.2																				40
		N		O	R	T	H																					E 2000
	99.8	8.1	2.1	8.6	7.4	7.4	6.5	16.2																				40
		W	i	n	s	t	o	n		–		S	a	l	e	m												EM 2000
	13.4	13.9	6.4	10.2	9.3	8	10.6	7.1	5	3.7	5	11	11.3	5.5	10.4	11.8	13.4											129.2
		S		O	U	T	H																					E 2000
	13.4	8.1	1.5	8.6	7.8	7.4	6.5	102.7																				39.8
		S		O	U	T	H																					E 2000
	63.3	8.1	1.5	8.6	7.8	7.4	6.5	52.9																				39.8
		C	h	a	r	l	o	t	t	e																		EM 2000
	18.6	11.7	10.4	11.3	7.9	5.5	9.5	7.9	8	7.1	58.1																	79.3

SIGN NUMBER: 110
TYPE: A
QUANTITY: 1
SIGN WIDTH: 13'-0"
HEIGHT: 10'-6"
TOTAL AREA: 136.5 Sq.Ft.
BORDER TYPE: FLUSH
RECESS: 0"
WIDTH: 2"
RADII: 9"
NO. Z BARS: 3
LENGTH: 148.0

BACKG COLOR: Green/Green
COPY COLOR: White/White

SYMBOL	X	Y	WID	HT
Type A Arrow	23.6	88.5	18.3	28.7
Type A Arrow	13.3	39.2	18.3	28.7
M1_1	57.7	27.5	30	24
M1_4	110.6	27.5	24	24

MAT'L: 0.125" ALUMINUM

NOTES:

1. Legend and border shall be direct applied Grade C reflective sheeting.
2. Arrows and shields shall be Grade C reflective sheeting on 0.032" aluminum and demountable.
3. Background shall be Grade C reflective sheeting.

DESIGN BY: NKV
PROJECT ID: R-4750
CHECKED BY: TRT/ADK
DIV: 09
DATE: August 2018

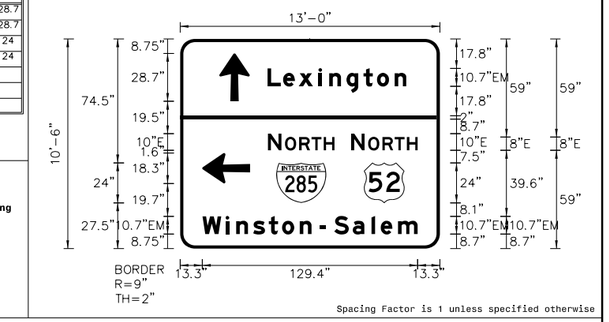

Spacing Factor is 1 unless specified otherwise

LETTER POSITIONS

Letter spacings are to start of next letter

																												Series/Size Text Length
		L	e	x	i	n	g	t	o	n																		EM 2000
	52.5	9.3	9.4	11.9	6.4	10.4	10.3	8	10.6	7.1	20.1																	83.4
		N		O	R	T	H																					E 2000
	52.8	8.1	2.1	8.6	7.4	7.4	6.5	63.3																				40
		N		O	R	T	H																					E 2000
	102.7	8.1	2.1	8.6	7.4	7.4	6.5	13.3																				40
		W	i	n	s	t	o	n		–		S	a	l	e	m												EM 2000
	13.4	13.9	6.4	10.2	9.3	8	10.6	7.1	5	3.7	5	11	11.3	5.5	10.4	11.8	13.4											129.2

SIGN NUMBER: 111,118
TYPE: A
QUANTITY: 2
SIGN WIDTH: 13'-6"
HEIGHT: 7'-6"
TOTAL AREA: 101.3 Sq.Ft.
BORDER TYPE: FLUSH
RECESS: 0"
WIDTH: 2"
RADII: 12"
NO. Z BARS: 3
LENGTH: 154.0

BACKG COLOR: Green
COPY COLOR: White

SYMBOL	X	Y	WID	HT
M1_1	21.1	13.8	45	36
M1_4	100.4	13.9	36	36

MAT'L: 0.125" ALUMINUM

NOTES:

1. Legend and border shall be direct applied Grade C reflective sheeting.
2. Shields shall be Grade C reflective sheeting on 0.032" aluminum and demountable.
3. Background shall be Grade C reflective sheeting.

DESIGN BY: NKV
PROJECT ID: R-4750
CHECKED BY: TRT/ADK
DIV: 09
DATE: August 2018

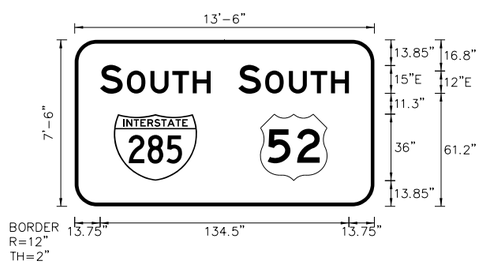

Spacing Factor is 1 unless specified otherwise

LETTER POSITIONS

Letter spacings are to start of next letter

																												Series/Size Text Length
		S		O	U	T	H																					E 2000
	13.7	12.2	2.2	12.8	11.8	11	9.7	88.5																				59.8
		S		O	U	T	H																					E 2000
	88.5	12.2	2.2	12.8	11.8	11	9.7	13.7																				59.8

SIGN NUMBER: 112
TYPE: A
QUANTITY: 1
SIGN WIDTH: 13'-6"
HEIGHT: 7'-6"
TOTAL AREA: 101.3 Sq.Ft.
BORDER TYPE: FLUSH
RECESS: 0"
WIDTH: 2"
RADII: 12"
NO. Z BARS: 3
LENGTH: 154.0

BACKG COLOR: Green
COPY COLOR: White

SYMBOL	X	Y	WID	HT
M1_1	21	13.8	45	36
M1_4	100.5	13.8	36	36

MAT'L: 0.125" ALUMINUM

NOTES:

1. Legend and border shall be direct applied Grade C reflective sheeting.
2. Shields shall be Grade C reflective sheeting on 0.032" aluminum and demountable.
3. Background shall be Grade C reflective sheeting.

DESIGN BY: NKV
PROJECT ID: R-4750
CHECKED BY: TRT/ADK
DIV: 09
DATE: August 2018



Spacing Factor is 1 unless specified otherwise

LETTER POSITIONS

Letter spacings are to start of next letter

																												Series/Size Text Length
		N		O	R	T	H																					E 2000
	13.6	12.2	3.1	12.8	11	11	9.7	88.5																				59.9
		N		O	R	T	H																					E 2000
	88.5	12.2	3.1	12.8	11	11	9.7	13.6																				59.9

HNTB
HNTB NORTH CAROLINA, P.C.
343 E. Six Forks Road, Suite 200
Raleigh, North Carolina 27609
NC License No: C-1554
(919) 546-8997

SIGN DESIGNS

DocuSign Envelope ID: 5F7F5511-4C40-4143-AF46-DB5D4A63136D

TIP NO.	SHEET NO.
R-4750	SIGN-4K

APPROVED: DocuSigned by: Andrew D Klinksiek E3D78F84596E44B...

DATE: 12/14/2018

SEAL

NORTH CAROLINA PROFESSIONAL SEAL 40311 ENGINEER ANDREW D. KLINKSIEK

DOCUMENT NOT CONSIDERED FINAL UNLESS ALL SIGNATURES COMPLETED

SIGN NUMBER: 114
TYPE: A
QUANTITY: 1
SIGN WIDTH: 13'-0"
HEIGHT: 12'-0"
TOTAL AREA: 156.0 Sq.Ft.
BORDER TYPE: FLUSH
RECESS: 0"
WIDTH: 2"
RADII: 9"
NO. Z BARS: 3
LENGTH: 148.0

BACKG COLOR: Green
COPY COLOR: White

SYMBOL	X	Y	WID	HT
M1_4	65.4	109.3	24	24
Type A Arrow	18.7	98.7	18.3	28.7
Type A Arrow	13.4	31.8	18.3	28.7
M1_1	57.8	29.6	30	24
M1_4	110.6	29.6	24	24

MAT'L: 0.125" ALUMINUM

NOTES:

1. Legend and border shall be direct applied Grade C reflective sheeting.
2. Arrows and shields shall be Grade C reflective sheeting on 0.032" aluminum and demountable.
3. Background shall be Grade C reflective sheeting.

DESIGN BY: NKV
PROJECT ID: R-4750
CHECKED BY: TRT/ADK
DIV: 09
DATE: August 2018

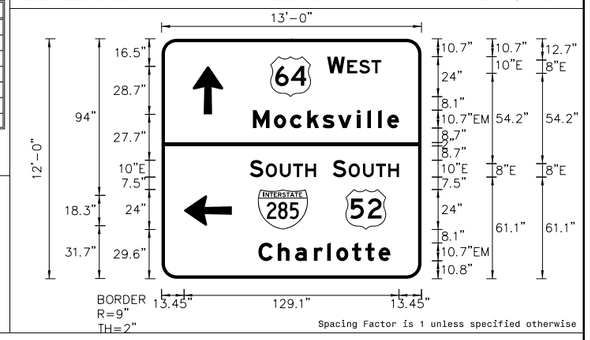

Spacing Factor is 1 unless specified otherwise

LETTER POSITIONS

Letter spacings are to start of next letter

																														Series/Size Text Length
		W		E	S	T																								E 2000
	99.4	10.6	1.4	7.1	7.4	6	24																							32.5
		M	o	c	k	s	v	i	l	l	e																			EM 2000
	54.8	12.6	9.6	10.4	9.2	9.2	11.3	6.4	6.4	5.5	7.1	13.4																		87.7
		S		O	U	T	H																							E 2000
	52.9	8.1	1.5	8.6	7.8	7.4	6.5	63.3																						39.8
		S		O	U	T	H																							E 2000
	102.7	8.1	1.5	8.6	7.8	7.4	6.5	13.4																						39.8
		C	h	a	r	l	o	t	t	e																				EM 2000
	58.1	11.7	10.4	11.3	7.9	5.5	9.5	7.9	8	7.1	18.6																			79.3

SIGN NUMBER: 116
TYPE: A
QUANTITY: 1
SIGN WIDTH: 13'-0"
HEIGHT: 12'-0"
TOTAL AREA: 156.0 Sq.Ft.
BORDER TYPE: FLUSH
RECESS: 0"
WIDTH: 2"
RADII: 9"
NO. Z BARS: 3
LENGTH: 148.0

BACKG COLOR: Green
COPY COLOR: White

SYMBOL	X	Y	WID	HT
M1_4	61.7	109.3	24	24
Type A Arrow	19	97.6	18.3	28.7
Type A Arrow	13.3	41.2	18.3	28.7
M1_1	57.7	29.6	30	24
M1_4	110.6	29.6	24	24

MAT'L: 0.125" ALUMINUM

NOTES:

1. Legend and border shall be direct applied Grade C reflective sheeting.
2. Arrows and shields shall be Grade C reflective sheeting on 0.032" aluminum and demountable.
3. Background shall be Grade C reflective sheeting.

DESIGN BY: NKV
PROJECT ID: R-4750
CHECKED BY: TRT/ADK
DIV: 09
DATE: August 2018

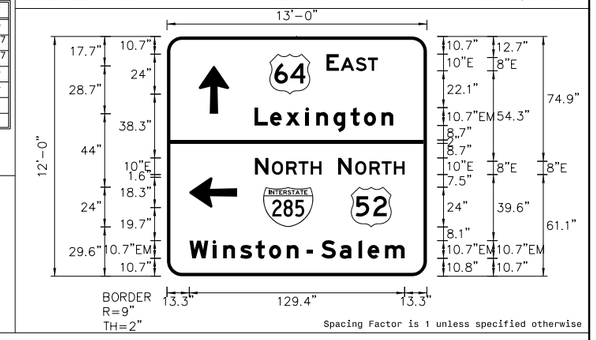

Spacing Factor is 1 unless specified otherwise

LETTER POSITIONS

Letter spacings are to start of next letter

																														Series/Size Text Length
		E		A	S	T																								E 2000
	95.7	7.5	1	9	7.4	6	29.4																							30.9
		L	e	x	i	n	g	t	o	n																				EM 2000
	52.5	9.3	9.4	11.9	6.4	10.4	10.3	8	10.6	7.1	20.1																			83.4
		N		O	R	T	H																							E 2000
	52.8	8.1	2.1	8.6	7.4	7.4	6.5	63.3																						40
		N		O	R	T	H																							E 2000
	102.7	8.1	2.1	8.6	7.4	7.4	6.5	13.3																						40
		W	i	n	s	t	o	n		-		S	a	l	e	m														EM 2000
	13.4	13.9	6.4	10.2	9.3	8	10.6	7.1	5	3.7	5	11	11.3	5.5	10.4	11.8	13.4													129.2

SIGN NUMBER: 117,119,121,123
TYPE: A
QUANTITY: 4
SIGN WIDTH: 13'-6"
HEIGHT: 13'-6"
TOTAL AREA: 182.3 Sq.Ft.
BORDER TYPE: FLUSH
RECESS: 0"
WIDTH: 2"
RADII: 12"
NO. Z BARS: 4
LENGTH: 154.0

BACKG COLOR: Green
COPY COLOR: White

SYMBOL	X	Y	WID	HT
M1_1	58.5	86.7	45	36
M1_4	25.5	13	36	36
NC361	100.5	13	36	36

MAT'L: 0.125" ALUMINUM

NOTES:

1. Legend and border shall be direct applied Grade C reflective sheeting.
2. Shields shall be Grade C reflective sheeting on 0.032" aluminum and demountable.
3. Background shall be Grade C reflective sheeting.

DESIGN BY: NKV
PROJECT ID: R-4750
CHECKED BY: TRT/ADK
DIV: 09
DATE: August 2018

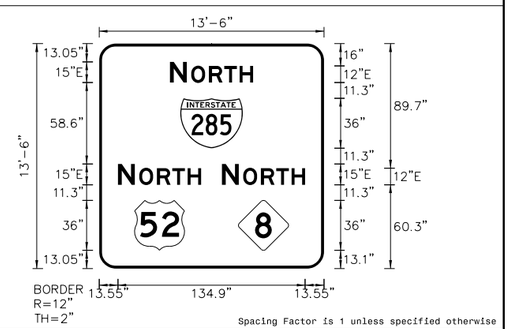

Spacing Factor is 1 unless specified otherwise

LETTER POSITIONS

Letter spacings are to start of next letter

																														Series/Size Text Length
		N		O	R	T	H																							E 2000
	51	12.2	3.1	12.8	11	11	9.7	51																						59.9
		N		O	R	T	H																							E 2000
	13.6	12.2	3.1	12.8	11	11	9.7	88.5																						59.9
		N		O	R	T	H																							E 2000
	88.5	12.2	3.1	12.8	11	11	9.7	13.6																						59.9

SIGN NUMBER: 120,122,124 125,126
TYPE: A
QUANTITY: 5
SIGN WIDTH: 13'-6"
HEIGHT: 13'-6"
TOTAL AREA: 182.3 Sq.Ft.
BORDER TYPE: FLUSH
RECESS: 0"
WIDTH: 2"
RADII: 12"
NO. Z BARS: 4
LENGTH: 154.0

BACKG COLOR: Green
COPY COLOR: White

SYMBOL	X	Y	WID	HT
M1_1	58.5	86.6	45	36
M1_4	25.5	13.1	36	36
NC361	100.5	13.1	36	36

MAT'L: 0.125" ALUMINUM

NOTES:

1. Legend and border shall be direct applied Grade C reflective sheeting.
2. Shields shall be Grade C reflective sheeting on 0.032" aluminum and demountable.
3. Background shall be Grade C reflective sheeting.

DESIGN BY: NKV
PROJECT ID: R-4750
CHECKED BY: TRT/ADK
DIV: 09
DATE: August 2018

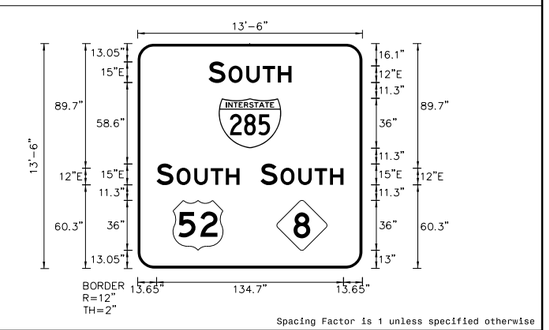

Spacing Factor is 1 unless specified otherwise

LETTER POSITIONS

Letter spacings are to start of next letter

																														Series/Size Text Length
		S		O	U	T	H																							E 2000
	51.1	12.2	2.2	12.8	11.8	11	9.7	51.1																						59.8
		S		O	U	T	H																							E 2000
	13.7	12.2	2.2	12.8	11.8	11	9.7	88.6																						59.8
		S		O	U	T	H																							E 2000
	88.6	12.2	2.2	12.8	11.8	11	9.7	13.7																						59.8

HNTB
HNTB NORTH CAROLINA, P.C.
343 E. Six Forks Road, Suite 200
Raleigh, North Carolina 27609
NC License No: C-1554
(919) 546-8997

SIGN DESIGNS

DocuSign Envelope ID: 5F7F5511-4C40-4143-AF46-DB5D4A63136D

TIP NO.	SHEET NO.
R-4750	SIGN-4L

APPROVED: DocuSigned by: Andrew D Klinksiek E3D78FB4596E44B...

DATE: 12/14/2018

SEAL

NORTH CAROLINA PROFESSIONAL SEAL 40311 ENGINEER ANDREW D. KLINKSIEK

DOCUMENT NOT CONSIDERED FINAL UNLESS ALL SIGNATURES COMPLETED

SIGN NUMBER: 127
TYPE: A
QUANTITY: 1
SIGN WIDTH: 12'-0"
HEIGHT: 9'-6"
TOTAL AREA: 114.0 Sq.Ft.
BORDER TYPE: FLUSH
RECESS: 0"
WIDTH: 2"
RADII: 12"
NO. Z BARS: 3
LENGTH: 136.0

BACKG COLOR: Green
COPY COLOR: White

SYMBOL	X	Y	WID	HT
M1_4	23.3	39	36	36
M1_4	91.5	39	36	36

MAT'L: 0.125" ALUMINUM

NOTES:
1. Legend and border shall be direct applied Grade C reflective sheeting.
2. Shields shall be Grade C reflective sheeting on 0.032" aluminum and demountable.
3. Background shall be Grade C reflective sheeting.

DESIGN BY: NKV
PROJECT ID: R-4750
CHECKED BY: TRT/ADK
DIV: 09
DATE: August 2018

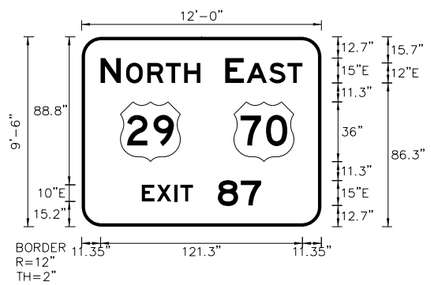

Spacing Factor is 1 unless specified otherwise

LETTER POSITIONS

Letter spacings are to start of next letter

																												Series/Size Text Length
	N		O	R	T	H																						E 2000
11.3	12.2	3.1	12.8	11	11	9.7	72.7																					59.9
	E		A	S	T																							E 2000
86.3	11.3	1.5	13.6	11	9	11.3																						46.4
	E	X	I	T		8	7																					E 2000
36.2	8.9	10.7	3.5	7.5	15	13.8	12.2	36.2																				71.6

SIGN NUMBER: 301
TYPE: D
QUANTITY: 1
SIGN WIDTH: 5'-6"
HEIGHT: 2'-6"
TOTAL AREA: 13.8 Sq.Ft.
BORDER TYPE: FLUSH
RECESS: 0"
WIDTH: 0.75"
RADII: 2.25"
NO. Z BARS: N/A
LENGTH: N/A

BACKG COLOR: Green
COPY COLOR: White

SYMBOL	X	Y	WID	HT
Type D Arrow	9.4	17.8	6	9
Type D Arrow	7.9	4.8	6	9

MAT'L: 0.125" ALUMINUM

NOTES:
1. Legend and border shall be direct applied Grade C reflective sheeting.
2. Arrows shall be Grade C reflective sheeting on 0.032" aluminum and demountable.
3. Background shall be Grade C reflective sheeting.

DESIGN BY: NKV
PROJECT ID: R-4750
CHECKED BY: TRT/ADK
DIV: 09
DATE: August 2018

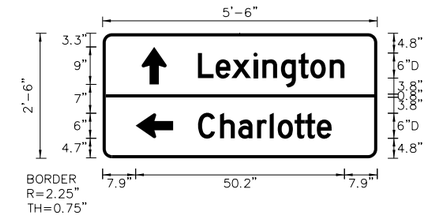

Spacing Factor is 1 unless specified otherwise

LETTER POSITIONS

Letter spacings are to start of next letter

																												Series/Size Text Length
	L	e	x	i	n	g	t	o	n																			D 2000
22.9	4.3	3.8	5.3	2.2	4.4	4.3	2.8	4.6	3.5	7.9																		35.2
	C	h	a	r	l	o	t	t	e																			D 2000
22.9	5.3	4.4	4.6	3	1.9	4.1	2.5	2.8	3.5	11																		32.1

SIGN NUMBER: 302,305
TYPE: D
QUANTITY: 2
SIGN WIDTH: 5'-0"
HEIGHT: 1'-6"
TOTAL AREA: 7.5 Sq.Ft.
BORDER TYPE: FLUSH
RECESS: 0"
WIDTH: 0.75"
RADII: 2.25"
NO. Z BARS: N/A
LENGTH: N/A

BACKG COLOR: Green
COPY COLOR: White

SYMBOL	X	Y	WID	HT
Type D Arrow	6	6	6	9

MAT'L: 0.125" ALUMINUM

NOTES:
1. Legend and border shall be direct applied Grade C reflective sheeting.
2. Arrow shall be Grade C reflective sheeting on 0.032" aluminum and demountable.
3. Background shall be Grade C reflective sheeting.

DESIGN BY: NKV
PROJECT ID: R-4750
CHECKED BY: TRT/ADK
DIV: 09
DATE: August 2018

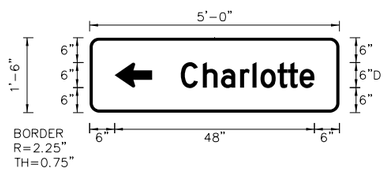

Spacing Factor is 1 unless specified otherwise

LETTER POSITIONS

Letter spacings are to start of next letter

																												Series/Size Text Length
	C	h	a	r	l	o	t	t	e																			D 2000
21.9	5.3	4.4	4.6	3	1.9	4.1	2.5	2.8	3.5	6																		32.1

SIGN NUMBER: 303,306
TYPE: D
QUANTITY: 2
SIGN WIDTH: 5'-0"
HEIGHT: 2'-6"
TOTAL AREA: 12.5 Sq.Ft.
BORDER TYPE: FLUSH
RECESS: 0"
WIDTH: 0.75"
RADII: 2.25"
NO. Z BARS: N/A
LENGTH: N/A

BACKG COLOR: Green
COPY COLOR: White

SYMBOL	X	Y	WID	HT
Type D Arrow	6.4	17.8	6	9
Type D Arrow	44.6	4.9	6	9

MAT'L: 0.125" ALUMINUM

NOTES:
1. Legend and border shall be direct applied Grade C reflective sheeting.
2. Arrows shall be Grade C reflective sheeting on 0.032" aluminum and demountable.
3. Background shall be Grade C reflective sheeting.

DESIGN BY: NKV
PROJECT ID: R-4750
CHECKED BY: TRT/ADK
DIV: 09
DATE: August 2018

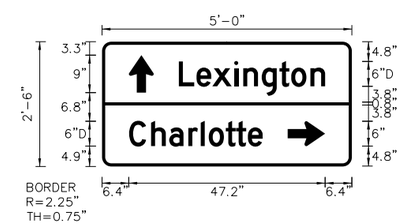

Spacing Factor is 1 unless specified otherwise

LETTER POSITIONS

Letter spacings are to start of next letter

																												Series/Size Text Length
	L	e	x	i	n	g	t	o	n																			D 2000
18.4	4.3	3.8	5.3	2.2	4.4	4.3	2.8	4.6	3.5	6.4																		35.2
	C	h	a	r	l	o	t	t	e																			D 2000
6.5	5.3	4.4	4.6	3	1.9	4.1	2.5	2.8	3.5	21.4																		32.1

HNTB
HNTB NORTH CAROLINA, P.C.
343 E. Six Forks Road, Suite 200
Raleigh, North Carolina 27609
NC License No: C-1554
(919) 546-8997

SIGN DESIGNS

DocuSign Envelope ID: 5F7F5511-4C40-4143-AF46-DB5D4A63136D

TIP NO.	SHEET NO.
R-4750	SIGN-4M

APPROVED: DocuSigned by: Andrew D Klinksiek E3D78F84596E44B...

DATE: 12/14/2018

SEAL

NORTH CAROLINA PROFESSIONAL SEAL 40311 ENGINEER ANDREW D. KLINKSIEK

DOCUMENT NOT CONSIDERED FINAL UNLESS ALL SIGNATURES COMPLETED

SIGN NUMBER: 304
TYPE: D
QUANTITY: 1
SIGN WIDTH: 5'-6"
HEIGHT: 2'-6"
TOTAL AREA: 13.8 Sq.Ft.
BORDER TYPE: FLUSH
RECESS: 0"
WIDTH: 0.75"
RADII: 2.25"
NO. Z BARS: N/A
LENGTH: N/A

BACKG COLOR: Green
COPY COLOR: White

SYMBOL	X	Y	WID	HT
Type A Arrow	9.4	17.7	6	9
Type D Arrow	49.1	4.8	6	9

MAT'L: 0.125" ALUMINUM

DESIGN BY: NKV
PROJECT ID: R-4750
CHECKED BY: TRT/ADK
DIV: 09
DATE: August 2017

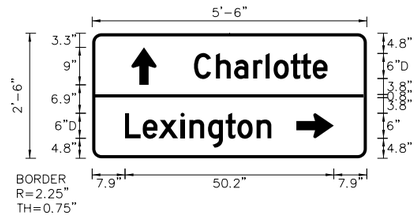

Spacing Factor is 1 unless specified otherwise

NOTES:

1. Legend and border shall be direct applied Grade C reflective sheeting.
2. Arrows shall be Grade C reflective sheeting on 0.032" aluminum and demountable.
3. Background shall be Grade C reflective sheeting.

LETTER POSITIONS

Letter spacings are to start of next letter

| | | |

DocuSign Envelope ID: 5F7F5511-4C40-4143-AF46-DB5D4A63136D

TIP NO.	SHEET NO.
R-4750	SIGN-4N

APPROVED: DocuSigned by: Andrew D Klinksiek E3D78FB459EE44B...

DATE: 12/14/2018

SEAL

NORTH CAROLINA PROFESSIONAL SEAL 40311 ENGINEER ANDREW D. KLINKSIEK

DOCUMENT NOT CONSIDERED FINAL UNLESS ALL SIGNATURES COMPLETED

SIGN NUMBER: 310
TYPE: D
QUANTITY: 1
SIGN WIDTH: 7'-0"
HEIGHT: 2'-6"
TOTAL AREA: 17.5 Sq.Ft.
BORDER TYPE: FLUSH
RECESS: 0"
WIDTH: 0.75"
RADII: 2.25"
NO. Z BARS: N/A
LENGTH: N/A

BACKG COLOR: Green
COPY COLOR: White

SYMBOL	X	Y	WID	HT
Type D Arrow	7.9	17.8	6	9
Type D Arrow	6.4	4.8	6	9

MAT'L: 0.125" ALUMINUM

NOTES:

1. Legend and border shall be direct applied Grade C reflective sheeting.
2. Arrows shall be Grade C reflective sheeting on 0.032" aluminum and demountable.
3. Background shall be Grade C reflective sheeting.

DESIGN BY: NKV
PROJECT ID: R-4750
CHECKED BY: TRT/TADK
DIV: 09
DATE: August 2018

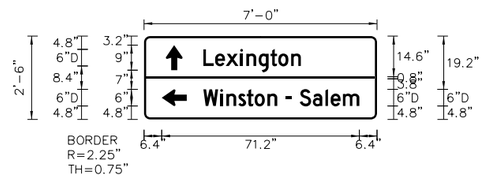

Spacing Factor is 1 unless specified otherwise

LETTER POSITIONS

Letter spacings are to start of next letter

																														Series/Size Text Length
	L	e	x	i	n	g	t	o	n																					D 2000
21.4	4.3	3.8	5.3	2.2	4.4	4.3	2.8	4.6	3.5	27.5																				35.2
	W	i	n	s	t	o	n		–		S	o	l	e	m															D 2000
21.4	6.1	2.2	4.3	3.1	2.8	4.6	3.5	3	2.1	3	4.7	4.6	1.9	4.4	5.9	6.4														56.2

SIGN NUMBER: 311
TYPE: D
QUANTITY: 1
SIGN WIDTH: 5'-6"
HEIGHT: 2'-6"
TOTAL AREA: 13.8 Sq.Ft.
BORDER TYPE: FLUSH
RECESS: 0"
WIDTH: 0.75"
RADII: 2.25"
NO. Z BARS: N/A
LENGTH: N/A

BACKG COLOR: Green
COPY COLOR: White

SYMBOL	X	Y	WID	HT
Type D Arrow	9.9	18	6	9
Type D Arrow	49.1	4.6	6	9

MAT'L: 0.125" ALUMINUM

NOTES:

1. Legend and border shall be direct applied Grade C reflective sheeting.
2. Arrows shall be Grade C reflective sheeting on 0.032" aluminum and demountable.
3. Background shall be Grade C reflective sheeting.

DESIGN BY: NKV
PROJECT ID: R-4750
CHECKED BY: TRT/ADK
DIV: 09
DATE: August 2018

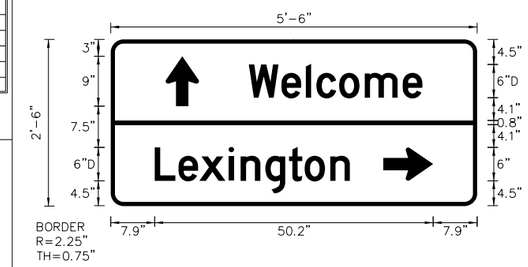

Spacing Factor is 1 unless specified otherwise

LETTER POSITIONS

Letter spacings are to start of next letter

																														Series/Size Text Length
	W	e	l	c	o	m	e																							D 2000
24.9	5.9	4.4	1.9	4.1	4.6	6.8	3.5	9.9																						31.3
	L	e	x	i	n	g	t	o	n																					D 2000
7.9	4.3	3.8	5.3	2.2	4.4	4.3	2.8	4.6	3.5	22.9																				35.2

SIGN NUMBER: 312
TYPE: D
QUANTITY: 1
SIGN WIDTH: 7'-0"
HEIGHT: 2'-6"
TOTAL AREA: 17.5 Sq.Ft.
BORDER TYPE: FLUSH
RECESS: 0"
WIDTH: 0.75"
RADII: 2.25"
NO. Z BARS: N/A
LENGTH: N/A

BACKG COLOR: Green
COPY COLOR: White

SYMBOL	X	Y	WID	HT
Type D Arrow	8.7	17.7	6	9
Type D Arrow	7.1	4.8	6	9

MAT'L: 0.125" ALUMINUM

NOTES:

1. Legend and border shall be direct applied Grade C reflective sheeting.
2. Arrows shall be Grade C reflective sheeting on 0.032" aluminum and demountable.
3. Background shall be Grade C reflective sheeting.

DESIGN BY: INITIAL
PROJECT ID: TIP
CHECKED BY: ADK/CAJ
DIV: 09
DATE: August 2018

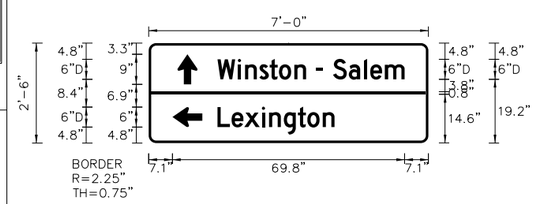

Spacing Factor is 1 unless specified otherwise

LETTER POSITIONS

Letter spacings are to start of next letter

																														Series/Size Text Length
	W	i	n	s	t	o	n		–		S	o	l	e	m															D 2000
20.7	6.1	2.2	4.3	3.1	2.8	4.6	3.5	3	2.1	3	4.7	4.6	1.9	4.4	5.9	7.1														56.2
	L	e	x	i	n	g	t	o	n																					D 2000
20.7	4.3	3.8	5.3	2.2	4.4	4.3	2.8	4.6	3.5	28.2																				35.2

SIGN NUMBER: 313
TYPE: D
QUANTITY: 1
SIGN WIDTH: 7'-0"
HEIGHT: 2'-6"
TOTAL AREA: 17.5 Sq.Ft.
BORDER TYPE: FLUSH
RECESS: 0"
WIDTH: 0.75"
RADII: 2.25"
NO. Z BARS: N/A
LENGTH: N/A

BACKG COLOR: Green
COPY COLOR: White

SYMBOL	X	Y	WID	HT
Type D Arrow	7.9	17.8	6	9
Type D Arrow	6.4	4.8	6	9

MAT'L: 0.125" ALUMINUM

NOTES:

1. Legend and border shall be direct applied Grade C reflective sheeting.
2. Arrows shall be Grade C reflective sheeting on 0.032" aluminum and demountable.
3. Background shall be Grade C reflective sheeting.

DESIGN BY: NKV
PROJECT ID: R-4750
CHECKED BY: TRT/ADK
DIV: 09
DATE: August 2018

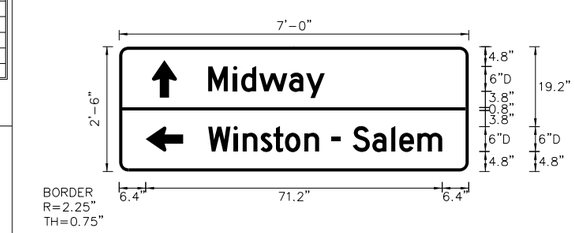

Spacing Factor is 1 unless specified otherwise

LETTER POSITIONS

Letter spacings are to start of next letter

																														Series/Size Text Length
	M	i	d	w	a	y																								D 2000
21.4	6	1.9	4.3	7.2	4.1	4.5	34.6																							28
	W	i	n	s	t	o	n		–		S	o	l	e	m															D 2000
21.4	6.1	2.2	4.3	3.1	2.8	4.6	3.5	3	2.1	3	4.7	4.6	1.9	4.4	5.9	6.4														56.2

HNTB
HNTB NORTH CAROLINA, P.C.
343 E. Six Forks Road, Suite 200
Raleigh, North Carolina 27609
NC License No: C-1554
(919) 546-8997

SIGN DESIGNS

DocuSign Envelope ID: 5F7F5511-4C40-4143-AF46-DB5D4A63136D

TIP NO.	SHEET NO.
R-4750	SIGN-4O

APPROVED: DocuSigned by: Andrew D Klinksiek E3D78FB4596E44B...

DATE: 12/14/2018

SEAL

NORTH CAROLINA PROFESSIONAL SEAL 40311 ENGINEER ANDREW D. KLINKSIEK

DOCUMENT NOT CONSIDERED FINAL UNLESS ALL SIGNATURES COMPLETED

SIGN NUMBER: 314,316
TYPE: D
QUANTITY: 2
SIGN WIDTH: 5'-6"
HEIGHT: 1'-6"
TOTAL AREA: 8.3 Sq.Ft.
BORDER TYPE: FLUSH
RECESS: 0"
WIDTH: 0.75"
RADII: 2.25"
NO. Z BARS: N/A
LENGTH: N/A

BACKG COLOR: Green
COPY COLOR: White

SYMBOL	X	Y	WID	HT
Type D Arrow	7.9	6	6	9

MAT'L: 0.125" ALUMINUM

NOTES:

1. Legend and border shall be direct applied Grade C reflective sheeting.
2. Arrow shall be Grade C reflective sheeting on 0.032" aluminum and demountable.
3. Background shall be Grade C reflective sheeting.

DESIGN BY: NKV
PROJECT ID: R-4750
CHECKED BY: TRT/ADK
DIV: 09
DATE: August 2018

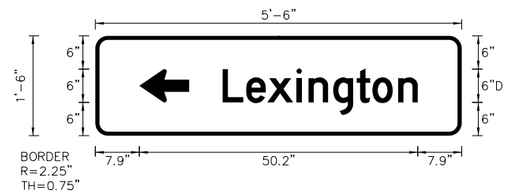

Spacing Factor is 1 unless specified otherwise

LETTER POSITIONS

Letter spacings are to start of next letter

	L	e	x	i	n	g	t	o	n		Series/Size Text Length
											D 2000
22.9	4.3	3.8	5.3	2.2	4.4	4.3	2.8	4.6	3.5	7.9	35.2

SIGN NUMBER: 315
TYPE: D
QUANTITY: 1
SIGN WIDTH: 7'-0"
HEIGHT: 1'-6"
TOTAL AREA: 10.5 Sq.Ft.
BORDER TYPE: FLUSH
RECESS: 0"
WIDTH: 0.75"
RADII: 2.25"
NO. Z BARS: N/A
LENGTH: N/A

BACKG COLOR: Green
COPY COLOR: White

SYMBOL	X	Y	WID	HT
Type D Arrow	68.6	6	6	9

MAT'L: 0.125" ALUMINUM

NOTES:

1. Legend and border shall be direct applied Grade C reflective sheeting.
2. Arrows shall be Grade C reflective sheeting on 0.032" aluminum and demountable.
3. Background shall be Grade C reflective sheeting.

DESIGN BY: NKV
PROJECT ID: R-4750
CHECKED BY: TRT/ADK
DIV: 09
DATE: August 2018

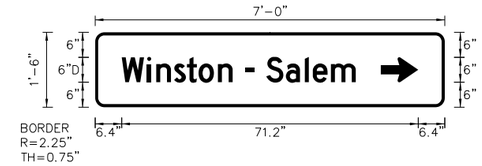

Spacing Factor is 1 unless specified otherwise

LETTER POSITIONS

Letter spacings are to start of next letter

	W	i	n	s	t	o	n		-		S	a	l	e	m		Series/Size Text Length
																	D 2000
6.4	6.1	2.2	4.3	3.1	2.8	4.6	3.5	3	2.1	3	4.7	4.6	1.9	4.4	5.9	21.4	56.2

SIGN NUMBER: 317
TYPE: D
QUANTITY: 1
SIGN WIDTH: 6'-0"
HEIGHT: 1'-6"
TOTAL AREA: 9.0 Sq.Ft.
BORDER TYPE: FLUSH
RECESS: 0"
WIDTH: 0.75"
RADII: 2.25"
NO. Z BARS: N/A
LENGTH: N/A

BACKG COLOR: Green
COPY COLOR: White

SYMBOL	X	Y	WID	HT
Type D Arrow	7.2	6	6	9

MAT'L: 0.125" ALUMINUM

NOTES:

1. Legend and border shall be direct applied Grade C reflective sheeting.
2. Arrows shall be Grade C reflective sheeting on 0.032" aluminum and demountable.
3. Background shall be Grade C reflective sheeting.

DESIGN BY: NKV
PROJECT ID: R-4750
CHECKED BY: TRT/ADK
DIV: 09
DATE: August 2018

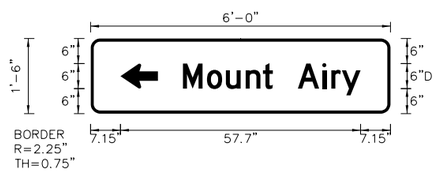

Spacing Factor is 1 unless specified otherwise

LETTER POSITIONS

Letter spacings are to start of next letter

	M	o	u	n	t		A	i	r	y		Series/Size Text Length
												D 2000
22.2	5.8	4.6	4.7	4.1	2.4	6	5.9	2.2	2.5	4.5	7.2	42.7

SIGN NUMBER: 601,603,608
TYPE: OVERLAY
QUANTITY: 3
SIGN WIDTH: 3'-9"
HEIGHT: 3'-0"
TOTAL AREA: 11.3 Sq.Ft.
BORDER TYPE: N/A
RECESS: N/A
WIDTH: N/A
RADII: N/A
NO. Z BARS: N/A
LENGTH: N/A

BACKG COLOR: N/A
COPY COLOR: N/A

SYMBOL	X	Y	WID	HT
M1_1	0	0	45	36

MAT'L: 0.063" ALUMINUM

NOTES:

1. Shield shall be Grade A reflective sheeting on 0.032" aluminum and demoutable.

DESIGN BY: NKV
PROJECT ID: R-4750
CHECKED BY: TRT/ADK
DIV: 09
DATE: August 2018

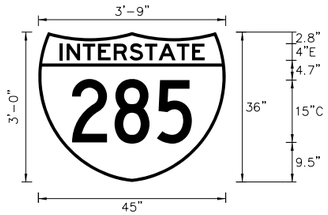

Spacing Factor is 1 unless specified otherwise

LETTER POSITIONS

Letter spacings are to start of next letter

	I	N	T	E	R	S	T	A	T	E		Series/Size Text Length
												E 2000
5	1.7	3.9	3.7	3.8	3.8	3.7	3.3	4.4	3.7	3	5	34.9
	2	8	5									C 2000
8.1	10.2	10.2	8.4	8.1								28.8

HNTB
HNTB NORTH CAROLINA, P.C.
343 E. Six Forks Road, Suite 200
Raleigh, North Carolina 27609
NC License No: C-1554
(919) 546-8997

SIGN DESIGNS

DocuSign Envelope ID: 5F7F5511-4C40-4143-AF46-DB5D4A63136D

TIP NO.	SHEET NO.
R-4750	SIGN-4P

APPROVED: DocuSigned by: Andrew D Klinksiek E3D78FB4596E44B...

DATE: 12/14/2018

SEAL

NORTH CAROLINA PROFESSIONAL SEAL 40311 ENGINEER ANDREW D. KLINKSIEK

DOCUMENT NOT CONSIDERED FINAL UNLESS ALL SIGNATURES COMPLETED

SIGN NUMBER: 602,604,609,615, 617
BACKG COLOR: N/A
COPY COLOR: N/A
TYPE: OVERLAY
QUANTITY: 5
SIGN WIDTH: 3'-0"
HEIGHT: 3'-0"
TOTAL AREA: 9.0 Sq.Ft.
BORDER TYPE: N/A
RECESS: N/A
WIDTH: N/A
RADII: N/A
NO. Z BARS: N/A
LENGTH: N/A

SYMBOL	X	Y	WID	HT
M1_4	0	0	36	36

MAT'L: 0.063" ALUMINUM

DESIGN BY: NKV
PROJECT ID: R-4750
CHECKED BY: TRT/ADK
DIV: 09
DATE: August 2018

NOTES:

1. Shield shall be Grade A reflective sheeting on 0.032" aluminum and demoutable.

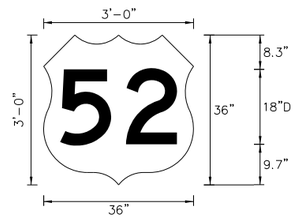

Spacing Factor is 1 unless specified otherwise

LETTER POSITIONS

Letter spacings are to start of next letter

					Series/Size Text Length
	5	2			D 2000
4	15.8	12.2	4		28.1

SIGN NUMBER: 610,611,612,613, 614,619,620,621, 622,623
BACKG COLOR: Green
COPY COLOR: N/A
TYPE: OVERLAY
QUANTITY: 10
SIGN WIDTH: 4'-6"
HEIGHT: 1'-4"
TOTAL AREA: 6.0 Sq.Ft.
BORDER TYPE: N/A
RECESS: N/A
WIDTH: N/A
RADII: N/A
NO. Z BARS: N/A
LENGTH: N/A

SYMBOL	X	Y	WID	HT

MAT'L: 0.063" ALUMINUM

DESIGN BY: NKV
PROJECT ID: R-4750
CHECKED BY: TRT/ADK
DIV: 09
DATE: Aug 17, 2018

NOTES:

1. Background shall be Grade C reflective sheeting.

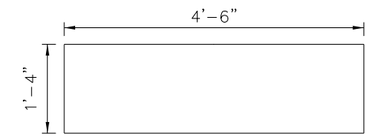

Spacing Factor is 1 unless specified otherwise

LETTER POSITIONS

Letter spacings are to start of next letter

Series/Size Text Length

SIGN NUMBER: 605,606,607,616,618, 624,625,636,637,638, 639,640,641
BACKG COLOR: Green
COPY COLOR: N/A
TYPE: OVERLAY
QUANTITY: 13
SIGN WIDTH: 5'-6"
HEIGHT: 2'-0"
TOTAL AREA: 11.0 Sq.Ft.
BORDER TYPE: N/A
RECESS: N/A
WIDTH: N/A
RADII: N/A
NO. Z BARS: N/A
LENGTH: N/A

SYMBOL	X	Y	WID	HT

MAT'L: 0.063" ALUMINUM

DESIGN BY: NKV
PROJECT ID: R-4750
CHECKED BY: TRT/ADK
DIV: 09
DATE: August 2018

NOTES:

1. Background shall be Grade C reflective sheeting.

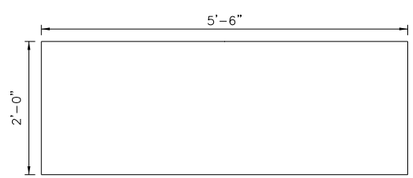

Spacing Factor is 1 unless specified otherwise

LETTER POSITIONS

Letter spacings are to start of next letter

Series/Size Text Length

SIGN NUMBER: 626,627,628,629 630,631,632,633, 634,635
BACKG COLOR: Green
COPY COLOR: N/A
TYPE: OVERLAY
QUANTITY: 10
SIGN WIDTH: 4'-0"
HEIGHT: 1'-6"
TOTAL AREA: 6.0 Sq.Ft.
BORDER TYPE: N/A
RECESS: N/A
WIDTH: N/A
RADII: N/A
NO. Z BARS: N/A
LENGTH: N/A

SYMBOL	X	Y	WID	HT

MAT'L: 0.063" ALUMINUM

DESIGN BY: NKV
PROJECT ID: R-4750
CHECKED BY: TRT/ADK
DIV: 09
DATE: August 2018

NOTES:

1. Background shall be Grade C reflective sheeting.

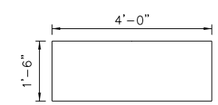

Spacing Factor is 1 unless specified otherwise

LETTER POSITIONS

Letter spacings are to start of next letter

Series/Size Text Length

HNTB
HNTB NORTH CAROLINA, P.C.
343 E. Six Forks Road, Suite 200
Raleigh, North Carolina 27609
NC License No: C-1554
(919) 546-8997

SIGN DESIGNS

DocuSign Envelope ID: 5F7F5511-4C40-4143-AF46-DB5D4A63136D

TIP NO.	SHEET NO.
R-4750	SIGN-4Q

APPROVED: DocuSigned by: Andrew D Klinksiek E3D78FB459E44B...

DATE: 12/14/2018

SEAL

NORTH CAROLINA PROFESSIONAL SEAL 40311 ENGINEER ANDREW D. KLINKSIEK

DOCUMENT NOT CONSIDERED FINAL UNLESS ALL SIGNATURES COMPLETED

SIGN NUMBER: 701A
TYPE: A
QUANTITY: 1
SIGN WIDTH: 13'-0"
HEIGHT: 2'-6"
TOTAL AREA: 32.5 Sq.Ft.
BORDER TYPE: FLUSH
RECESS: 0"
WIDTH: 2"
RADII: 3"
NO. Z BARS: 2
LENGTH: 148.0

BACKG COLOR: Green
COPY COLOR: White

SYMBOL	X	Y	WID	HT

MAT'L: 0.125" ALUMINUM

DESIGN BY: NKV
PROJECT ID: R-4750
CHECKED BY: TRT/ADK
DIV: 09
DATE: August 2018



Spacing Factor is 1 unless specified otherwise
Spacing Factor for "EXIT" is 1.2

NOTES:

1. Legend and border shall be direct applied Grade C reflective sheeting.
2. Background shall be Grade C reflective sheeting.

LETTER POSITIONS

Letter spacings are to start of next letter

| | | | |

DocuSign Envelope ID: 5F7F5511-4C40-4143-AF46-DB5D4A63136D

TIP NO.	SHEET NO.
R-4750	SIGN-4R

APPROVED: Andrew D Klinksiek (DocuSigned by: E3D78FB45965448...)

DATE: 12/14/2018

SEAL

NORTH CAROLINA PROFESSIONAL SEAL 40311 ENGINEER ANDREW D. KLINKSIEK

DOCUMENT NOT CONSIDERED FINAL UNLESS ALL SIGNATURES COMPLETED

401 QUANTITY REQ'D 2

WRONG WAY — 36" X 24" R5-1a

ONE "U" POST PER SIGN

501

TO 2 - 24" X 12"
TO 2 - 24" X 12"
NORTH 2 - 24" X 12"
NORTH 2 - 24" X 12"
INTERSTATE 285 / 52 1 - 30" X 24"
1 - 24" X 24"
2 - 21" X 15"

TWO "U" POSTS PER ASSEMBLY

506

TO 1 - 24" X 12"
SOUTH 1 - 24" X 12"
INTERSTATE 85 1 - 24" X 24"
1 - 21" X 15"

MOUNTED BELOW SIGN 302 IN 1 INSTALLATION

513 539 551 557

NORTH 2 - 24" X 12"
NORTH
INTERSTATE 285 / 52 1 - 30" X 24"
1 - 24" X 24"
2 - 21" X 15"

TWO "U" POSTS PER ASSEMBLY

523

NORTH 1 - 24" X 12"
INTERSTATE 285 1 - 30" X 24"
1 - 21" X 15"
NORTH 2 - 24" X 12"
NORTH
52 / 8 2 - 24" X 24"
2 - 21" X 15"

TWO "U" POSTS PER ASSEMBLY

527

JCT 1 - 24" X 15"
INTERSTATE 285 1 - 24" X 24"
JCT 2 - 24" X 15"
JCT
52 / 8 2 - 24" X 24"

TWO "U" POSTS PER ASSEMBLY

502 558

END 1 - 36" X 18"
INTERSTATE 285 1 - 45" X 36"

TWO "U" POSTS PER ASSEMBLY

507 512

SOUTH 2 - 24" X 12"
SOUTH
INTERSTATE 285 / 52 1 - 30" X 24"
1 - 24" X 24"
2 - 21" X 15"

TWO "U" POSTS PER ASSEMBLY

514 516 518 520 522 532 536 540 543 546 549 552

JCT 2 - 24" X 15"
JCT
INTERSTATE 285 / 52 1 - 30" X 24"
1 - 24" X 24"

TWO "U" POSTS PER ASSEMBLY

524

SOUTH 1 - 24" X 12"
8 1 - 24" X 24"
1 - 21" X 15"

ONE "U" POST PER ASSEMBLY

528

SOUTH 2 - 24" X 12"
SOUTH
INTERSTATE 285 / 52 1 - 30" X 24"
1 - 24" X 24"
2 - 21" X 15"

TWO "U" POSTS PER ASSEMBLY

503

TO 2 - 24" X 12"
TO
NORTH 2 - 24" X 12"
NORTH
INTERSTATE 285 / 52 1 - 30" X 24"
1 - 24" X 24"
2 - 21" X 15"

TWO "U" POSTS PER ASSEMBLY

508

TO 1 - 24" X 12"
NORTH 1 - 24" X 12"
INTERSTATE 85 1 - 24" X 24"
1 - 21" X 15"
TO 2 - 24" X 12"
TO
NORTH 2 - 24" X 12"
NORTH
INTERSTATE 285 / 52 1 - 30" X 24"
1 - 24" X 24"
2 - 21" X 15"

TWO "U" POSTS PER ASSEMBLY

515 519

SOUTH 2 - 24" X 12"
SOUTH
INTERSTATE 285 / 52 1 - 30" X 24"
1 - 24" X 24"
2 - 21" X 15"

TWO "U" POSTS PER ASSEMBLY

525 534

SOUTH 2 - 24" X 12"
SOUTH
INTERSTATE 285 / 52 1 - 30" X 24"
1 - 24" X 24"
2 - 21" X 15"

TWO "U" POSTS PER ASSEMBLY

529

NORTH 1 - 24" X 12"
INTERSTATE 285 1 - 30" X 24"
1 - 21" X 15"
NORTH 2 - 24" X 12"
NORTH
52 / 8 2 - 24" X 24"
2 - 21" X 15"

TWO "U" POSTS PER ASSEMBLY

531

SOUTH 1 - 24" X 12"
8 1 - 24" X 24"

ONE "U" POST PER ASSEMBLY

504

NORTH 2 - 24" X 12"
NORTH
INTERSTATE 285 / 52 1 - 30" X 24"
1 - 24" X 24"
2 - 21" X 15"

TWO "U" POSTS PER ASSEMBLY

509

TO 2 - 24" X 12"
TO
NORTH 2 - 24" X 12"
NORTH
INTERSTATE 285 / 52 1 - 30" X 24"
1 - 24" X 24"
2 - 21" X 15"

TWO "U" POSTS PER ASSEMBLY

517 521 538

NORTH 2 - 24" X 12"
NORTH
INTERSTATE 285 / 52 1 - 30" X 24"
1 - 24" X 24"
2 - 21" X 15"

TWO "U" POSTS PER ASSEMBLY

526 535

SOUTH 2 - 24" X 12"
SOUTH
INTERSTATE 285 / 52 1 - 30" X 24"
1 - 24" X 24"
2 - 21" X 15"

TWO "U" POSTS PER ASSEMBLY

530

NORTH 2 - 24" X 12"
NORTH
INTERSTATE 285 / 52 1 - 30" X 24"
1 - 24" X 24"
2 - 21" X 15"
NORTH 2 - 24" X 12"
SOUTH
8 / 8 2 - 24" X 24"
2 - 21" X 15"

TWO "U" POSTS PER ASSEMBLY

533

SOUTH 2 - 24" X 12"
NORTH
INTERSTATE 285 / 285 2 - 30" X 24"
2 - 21" X 15"
SOUTH 2 - 24" X 12"
NORTH
52 / 52 2 - 24" X 24"
2 - 21" X 15"

TWO "U" POSTS PER ASSEMBLY

505 511 542 548 554

SOUTH 2 - 24" X 12"
SOUTH
INTERSTATE 285 / 52 1 - 30" X 24"
1 - 24" X 24"
2 - 21" X 15"

TWO "U" POSTS PER ASSEMBLY MOUNTED BELOW SIGN 305 IN 1 INSTALLATION

510 545

NORTH 2 - 24" X 12"
NORTH
INTERSTATE 285 / 52 1 - 30" X 24"
1 - 24" X 24"
2 - 21" X 15"

TWO "U" POSTS PER ASSEMBLY MOUNTED BELOW SIGN 302 IN 1 INSTALLATION

HNTB
HNTB NORTH CAROLINA, P.C.
343 E. Six Forks Road, Suite 200
Raleigh, North Carolina 27609
NC License No: C-1554
(919) 546-8997

TYPE E AND F SIGNS

DocuSign Envelope ID: 5F7F5511-4C40-4143-AF46-DB5D4A63136D

TIP NO.	SHEET NO.
R-4750	SIGN-4S

APPROVED: Andrew D Klinksiek (DocuSigned by: E3D78F8459E44B...)

DATE: 12/14/2018

SEAL

NORTH CAROLINA PROFESSIONAL SEAL 40311 ENGINEER ANDREW D. KLINKSIEK

DOCUMENT NOT CONSIDERED FINAL UNLESS ALL SIGNATURES COMPLETED

537

SOUTH INTERSTATE 285 / NORTH INTERSTATE 285 — 2 - 24″ X 12″; 2 - 30″ X 24″; 2 - 21″ X 15″

SOUTH 52 / NORTH 52 — 2 - 24″ X 12″; 2 - 24″ X 24″; 2 - 21″ X 15″

TWO "U" POSTS PER ASSEMBLY

559 560 561 565

EAST INTERSTATE 74 — 1 - 36″ X 18″; 1 - 36″ X 36″

TWO "U" POSTS PER ASSEMBLY

541

NORTH INTERSTATE 285 / SOUTH INTERSTATE 285 — 2 - 24″ X 12″; 2 - 30″ X 24″; 2 - 21″ X 15″

NORTH 52 / SOUTH 52 — 2 - 24″ X 12″; 2 - 24″ X 24″; 2 - 21″ X 15″

TWO "U" POSTS PER ASSEMBLY

562 563 566

WEST INTERSTATE 74 — 1 - 36″ X 18″; 1 - 36″ X 36″

TWO "U" POSTS PER ASSEMBLY

544 550 556

NORTH INTERSTATE 285 / SOUTH INTERSTATE 285 — 2 - 24″ X 12″; 2 - 30″ X 24″; 2 - 21″ X 15″

NORTH 52 / SOUTH 52 — 2 - 24″ X 12″; 2 - 24″ X 24″; 2 - 21″ X 15″

TWO "U" POSTS PER ASSEMBLY

564

END INTERSTATE 74 — 1 - 36″ X 18″; 1 - 36″ X 36″

TWO "U" POSTS PER ASSEMBLY

547 553

SOUTH INTERSTATE 285 / NORTH INTERSTATE 285 — 2 - 24″ X 12″; 2 - 30″ X 24″; 2 - 21″ X 15″

SOUTH 52 / NORTH 52 — 2 - 24″ X 12″; 2 - 24″ X 24″; 2 - 21″ X 15″

TWO "U" POSTS PER ASSEMBLY

555

JCT — 1 - 21″ X 15″

INTERSTATE 285 — 1 - 30″ X 24″

JCT — 1 - 21″ X 15″

52 — 1 - 24″ X 24″

TWO "U" POSTS PER ASSEMBLY

HNTB

HNTB NORTH CAROLINA, P.C.
343 E. Six Forks Road, Suite 200
Raleigh, North Carolina 27609
NC License No: C-1554
(919) 546-8997

TYPE F SIGNS

DocuSign Envelope ID: 5F7F5511-4C40-4143-AF46-DB5D4A63136D

TIP NO.	SHEET NO.
R-4750	SIGN-4T

APPROVED: DocuSigned by: Andrew D Klinksiek E3D78F8459E44B...

DATE: 12/14/2018

SEAL

NORTH CAROLINA PROFESSIONAL SEAL 40311 ENGINEER ANDREW D. KLINKSIEK

DOCUMENT NOT CONSIDERED FINAL UNLESS ALL SIGNATURES COMPLETED

SIGNS 601,602

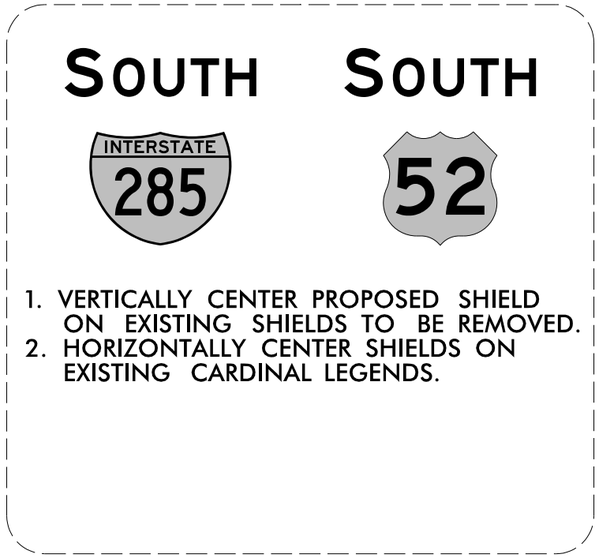

1. VERTICALLY CENTER PROPOSED SHIELD ON EXISTING SHIELDS TO BE REMOVED.
2. HORIZONTALLY CENTER SHIELDS ON EXISTING CARDINAL LEGENDS.

SIGNS 603,604

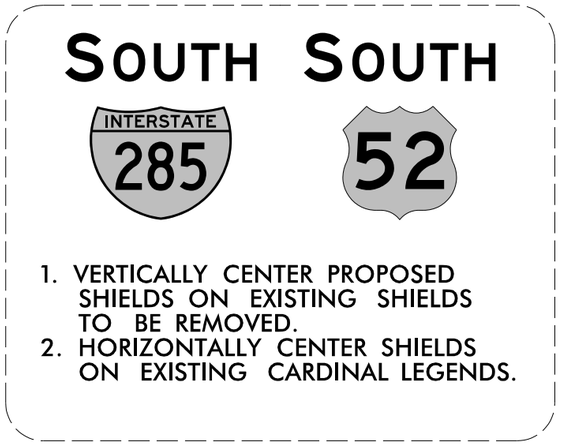

1. VERTICALLY CENTER PROPOSED SHIELDS ON EXISTING SHIELDS TO BE REMOVED.
2. HORIZONTALLY CENTER SHIELDS ON EXISTING CARDINAL LEGENDS.

SIGN 605

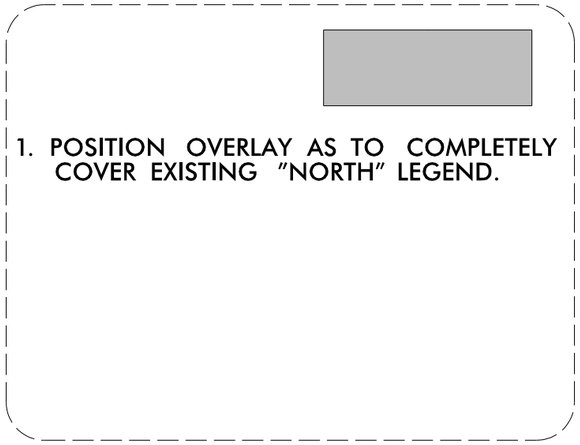

1. POSITION OVERLAY AS TO COMPLETELY COVER EXISTING "NORTH" LEGEND.

SIGN 606

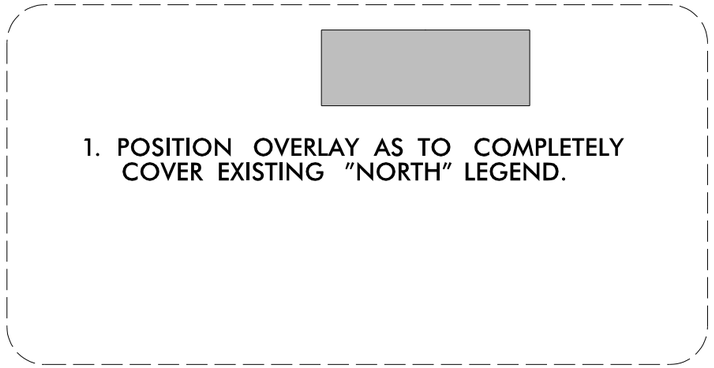

1. POSITION OVERLAY AS TO COMPLETELY COVER EXISTING "NORTH" LEGEND.

HNTB
HNTB NORTH CAROLINA, P.C.
343 E. Six Forks Road, Suite 200
Raleigh, North Carolina 27609
NC License No: C-1554
(919) 546-8997

OVERLAY AND SHIELD PLACEMENT DETAILS

DocuSign Envelope ID: 5F7F5511-4C40-4143-AF46-DB5D4A63136D

TIP NO.	SHEET NO.
R-4750	SIGN-4U

APPROVED: DocuSigned by: Andrew D Klinksiek E3D78F8459E44B...

DATE: 12/14/2018

SEAL

NORTH CAROLINA PROFESSIONAL SEAL 40311 ENGINEER ANDREW D. KLINKSIEK

DOCUMENT NOT CONSIDERED FINAL UNLESS ALL SIGNATURES COMPLETED

SIGN 607



SIGNS 608,609



SIGNS 610,611,613,620,622

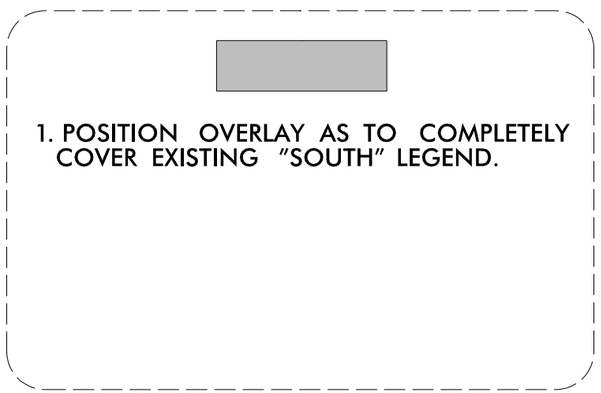

SIGN 612,614,619,621,623

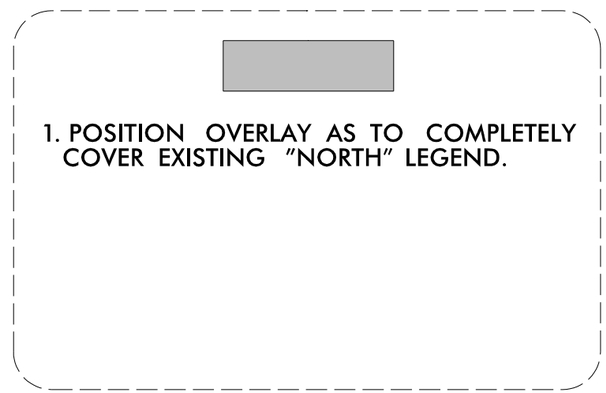

HNTB
HNTB NORTH CAROLINA, P.C.
343 E. Six Forks Road, Suite 200
Raleigh, North Carolina 27609
NC License No: C-1554
(919) 546-8997

OVERLAY AND SHIELD PLACEMENT DETAILS

DocuSign Envelope ID: 5F7F5511-4C40-4143-AF46-DB5D4A63136D

TIP NO.	SHEET NO.
R-4750	SIGN-4V

APPROVED: DocuSigned by: Andrew D Klinksiek E3D78FB459E44B...

DATE: 12/14/2018

SEAL

NORTH CAROLINA PROFESSIONAL SEAL 40311 ENGINEER ANDREW D. KLINKSIEK

DOCUMENT NOT CONSIDERED FINAL UNLESS ALL SIGNATURES COMPLETED

SIGNS 615,616,617,618

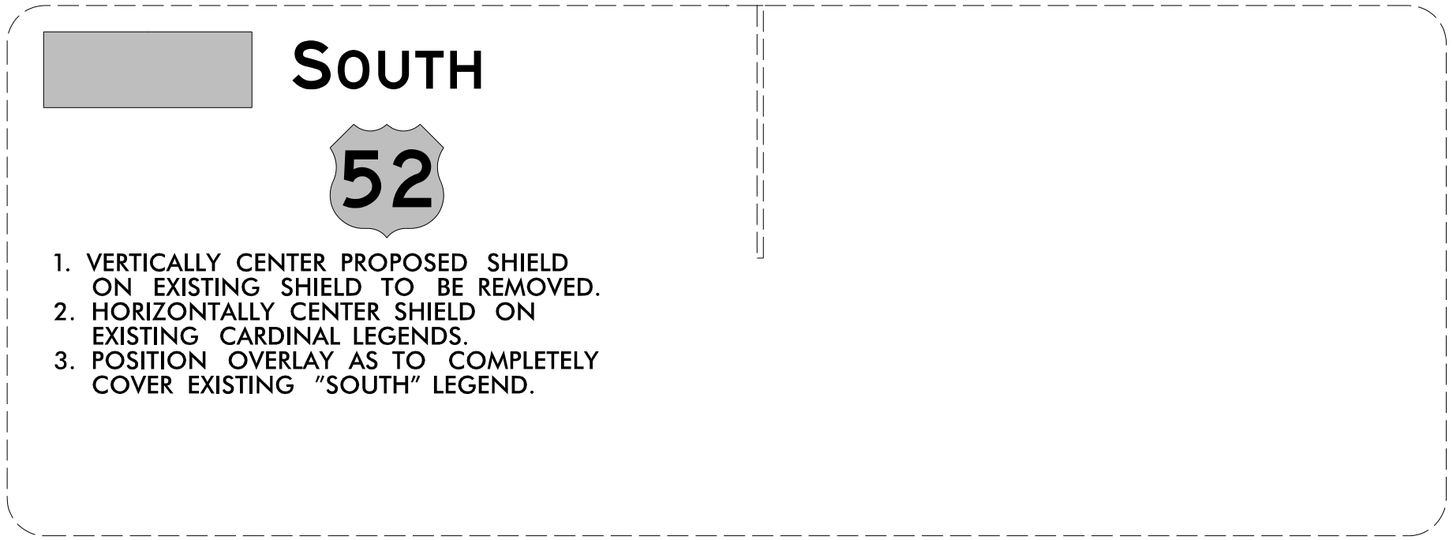

1. VERTICALLY CENTER PROPOSED SHIELD ON EXISTING SHIELD TO BE REMOVED.
2. HORIZONTALLY CENTER SHIELD ON EXISTING CARDINAL LEGENDS.
3. POSITION OVERLAY AS TO COMPLETELY COVER EXISTING "SOUTH" LEGEND.

SIGN 624



1. POSITION OVERLAY AS TO COMPLETELY COVER EXISTING "SOUTH" LEGEND.

SIGN 625

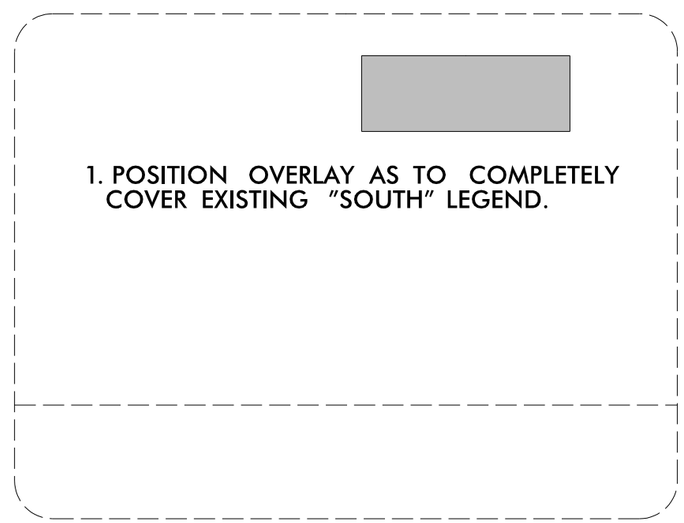

1. POSITION OVERLAY AS TO COMPLETELY COVER EXISTING "SOUTH" LEGEND.

HNTB
HNTB NORTH CAROLINA, P.C.
343 E. Six Forks Road, Suite 200
Raleigh, North Carolina 27609
NC License No: C-1554
(919) 546-8997

OVERLAY AND SHIELD PLACEMENT DETAILS

DocuSign Envelope ID: 5F7F5511-4C40-4143-AF46-DB5D4A63136D

TIP NO.	SHEET NO.
R-4750	SIGN-4W

APPROVED: DocuSigned by: Andrew D Klinksiek E3D78FB459E44B...

DATE: 12/14/2018

SEAL

NORTH CAROLINA PROFESSIONAL SEAL 40311 ENGINEER ANDREW D. KLINKSIEK

DOCUMENT NOT CONSIDERED FINAL UNLESS ALL SIGNATURES COMPLETED

SIGNS 626,632

1. POSITION OVERLAY AS TO COMPLETELY COVER EXISTING CARDINAL LEGEND.

SIGNS 627,631

1. POSITION OVERLAY AS TO COMPLETELY COVER EXISTING CARDINAL LEGEND.

SIGNS 630,635

1. POSITION OVERLAY AS TO COMPLETELY COVER EXISTING CARDINAL LEGEND.

SIGNS 628,629,633,634

1. POSITION OVERLAY AS TO COMPLETELY COVER EXISTING CARDINAL LEGEND.

1. POSITION OVERLAY AS TO COMPLETELY COVER EXISTING CARDINAL LEGEND.

SIGNS 636,637

1. POSITION OVERLAY AS TO COMPLETELY COVER EXISTING CARDINAL LEGEND.

HNTB

HNTB NORTH CAROLINA, P.C.
343 E. Six Forks Road, Suite 200
Raleigh, North Carolina 27609
NC License No: C-1554
(919) 546-8997

OVERLAY AND SHIELD PLACEMENT DETAILS

DocuSign Envelope ID: 5F7F5511-4C40-4143-AF46-DB5D4A63136D

TIP NO.	SHEET NO.
R-4750	SIGN-4X

APPROVED: DocuSigned by: Andrew D Klinksiek E3D78F8459E44B...

DATE: 12/14/2018

SEAL

NORTH CAROLINA PROFESSIONAL SEAL 40311 ENGINEER ANDREW D. KLINKSIEK

DOCUMENT NOT CONSIDERED FINAL UNLESS ALL SIGNATURES COMPLETED

SIGNS 638,639

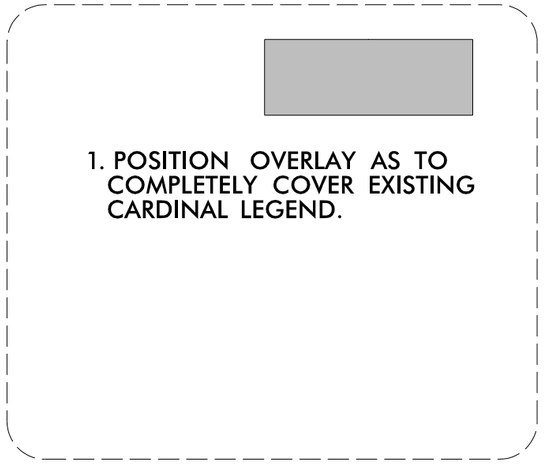

SIGN 640

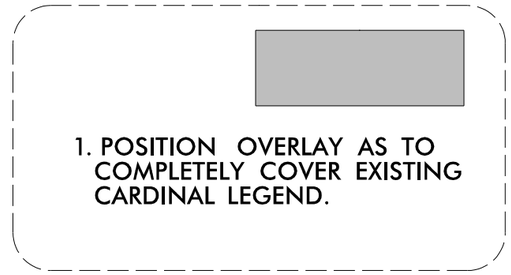

SIGN 641

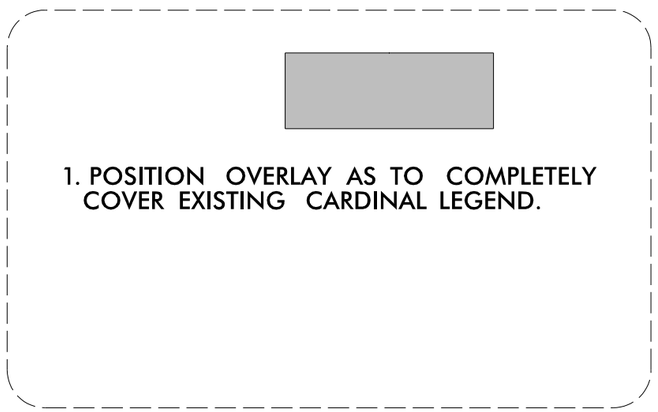

HNTB NORTH CAROLINA, P.C.
343 E. Six Forks Road, Suite 200
Raleigh, North Carolina 27609
NC License No: C-1554
(919) 546-8997

OVERLAY AND SHIELD PLACEMENT DETAILS

DocuSign Envelope ID: 5F7F5511-4C40-4143-AF46-DB5D4A63136D

TIP NO.	SHEET NO.
R-4750	SIGN-5

APPROVED: Andrew D Klinksiek (DocuSigned by: E3D78FB459E44B...)

DATE: 12/14/2018

SEAL

NORTH CAROLINA PROFESSIONAL SEAL 40311 ENGINEER ANDREW D. KLINKSIEK

DOCUMENT NOT CONSIDERED FINAL UNLESS ALL SIGNATURES COMPLETED

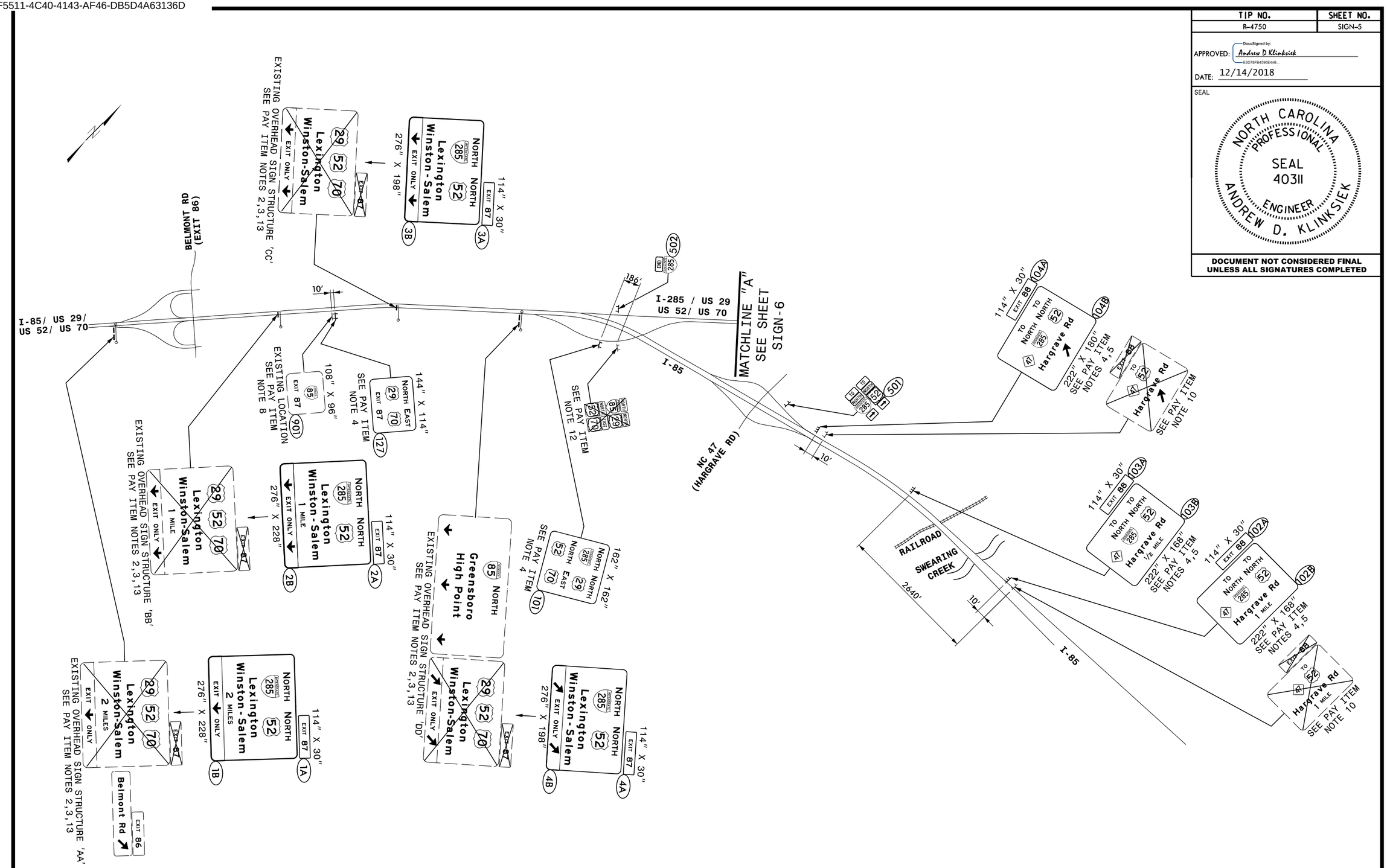

HNTB

HNTB NORTH CAROLINA, P.C.
343 E. Six Forks Road, Suite 200
Raleigh, North Carolina 27609
NC License No: C-1554
(919) 546-8997

EXISTING AND PROPOSED SIGNS
I-85 / I-285 / US 29 / US 52 / US 70

DocuSign Envelope ID: 5F7F5511-4C40-4143-AF46-DB5D4A63136D

TIP NO.	SHEET NO.
R-4750	SIGN-6

APPROVED: Andrew D Klinksiek (DocuSigned by: E3D78FB459E44B...)

DATE: 12/14/2018

SEAL

NORTH CAROLINA PROFESSIONAL SEAL 40311 ENGINEER ANDREW D. KLINKSIEK

DOCUMENT NOT CONSIDERED FINAL UNLESS ALL SIGNATURES COMPLETED

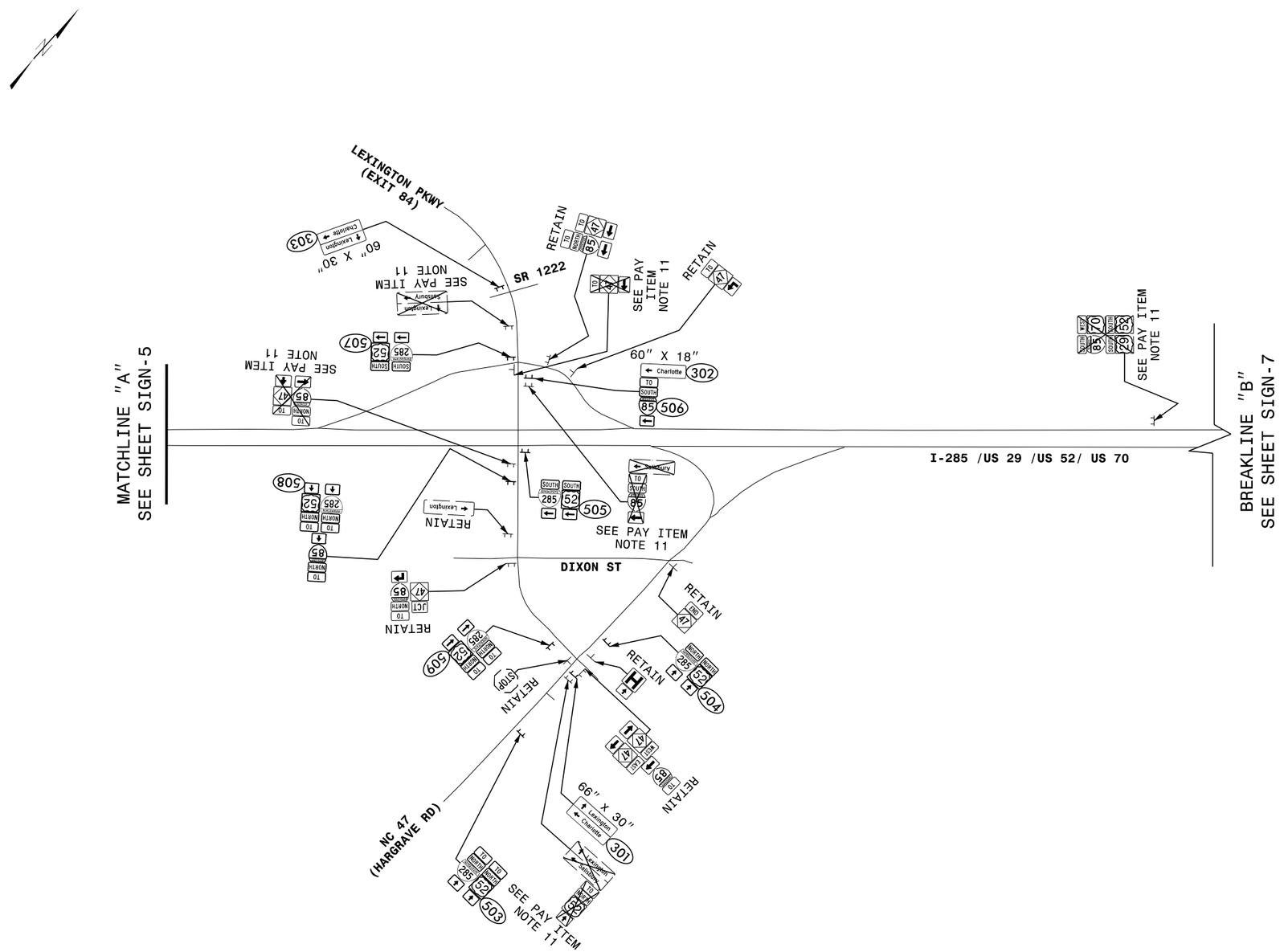
MATCHLINE "A"
SEE SHEET SIGN-5
BREAKLINE "B"
SEE SHEET SIGN-7
I-285 /US 29 /US 52/ US 70
LEXINGTON PKWY (EXIT 84)
SR 1222
DIXON ST
NC 47 (HARGRAVE RD)
60" X 30"
Lexington
Charlotte
303
60" X 18"
Charlotte
302
66" X 30"
Lexington
Charlotte
301
SEE PAY ITEM NOTE 11
RETAIN
Lexington
Charlotte
Salisbury
Winston-Salem
Greensboro
Kannapolis
Concord
Charlotte
Charlotte
Charlotte

DocuSign Envelope ID: 5F7F5511-4C40-4143-AF46-DB5D4A63136D

TIP NO.	SHEET NO.
R-4750	SIGN-7

APPROVED: DocuSigned by: Andrew D Klinksiek E3D78FB4596E44B...

DATE: 12/14/2018

SEAL

NORTH CAROLINA PROFESSIONAL SEAL 40311 ENGINEER ANDREW D. KLINKSIEK

DOCUMENT NOT CONSIDERED FINAL UNLESS ALL SIGNATURES COMPLETED

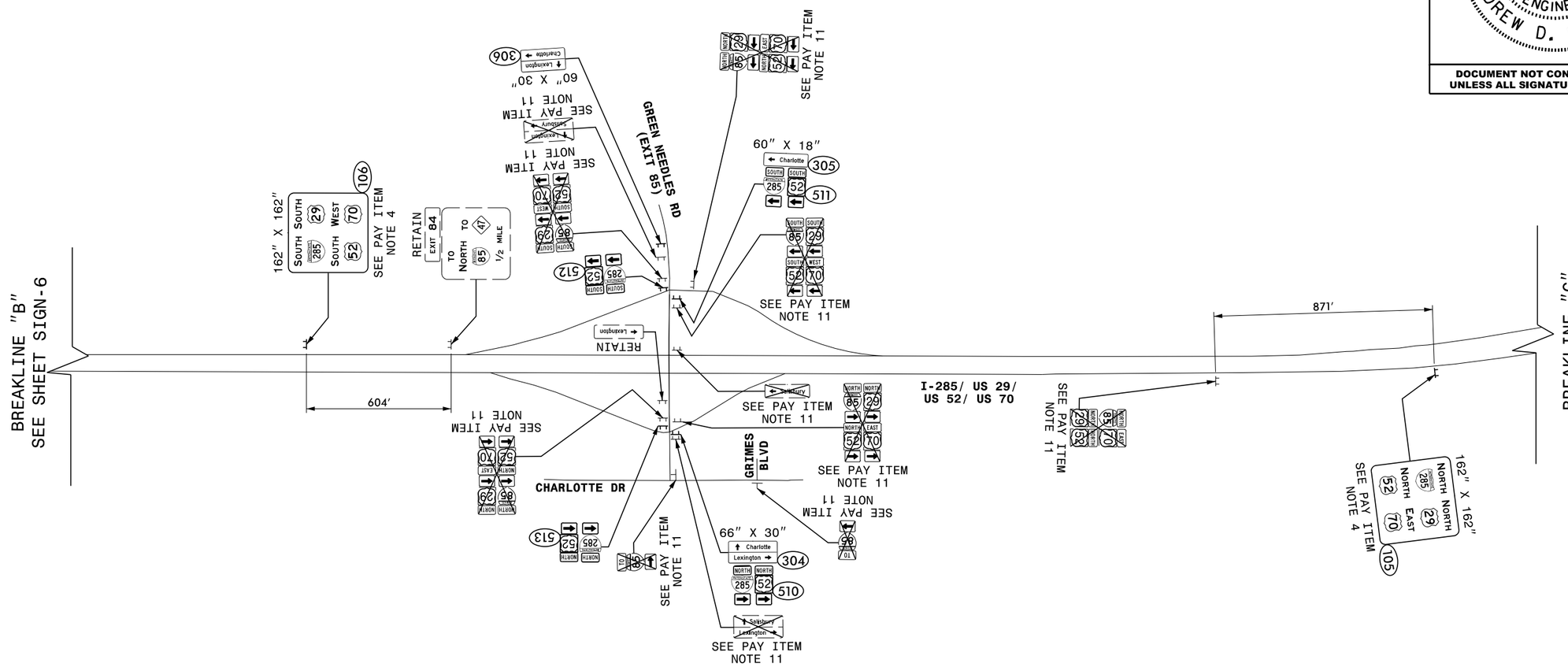

HNTB

HNTB NORTH CAROLINA, P.C.
343 E. Six Forks Road, Suite 200
Raleigh, North Carolina 27609
NC License No: C-1554
(919) 546-8997

EXISTING AND PROPOSED SIGNS
I-285 / US 29 / US 52 / US 70
AT GREEN NEEDLES RD
(EXIT 85)

DocuSign Envelope ID: 5F7F5511-4C40-4143-AF46-DB5D4A63136D

TIP NO.	SHEET NO.
R-4750	SIGN-8

APPROVED: Andrew D Klinksiek (DocuSigned by: E3D78FB459E44B...)

DATE: 12/14/2018

SEAL

NORTH CAROLINA PROFESSIONAL SEAL 40311 ENGINEER ANDREW D. KLINKSIEK

DOCUMENT NOT CONSIDERED FINAL UNLESS ALL SIGNATURES COMPLETED

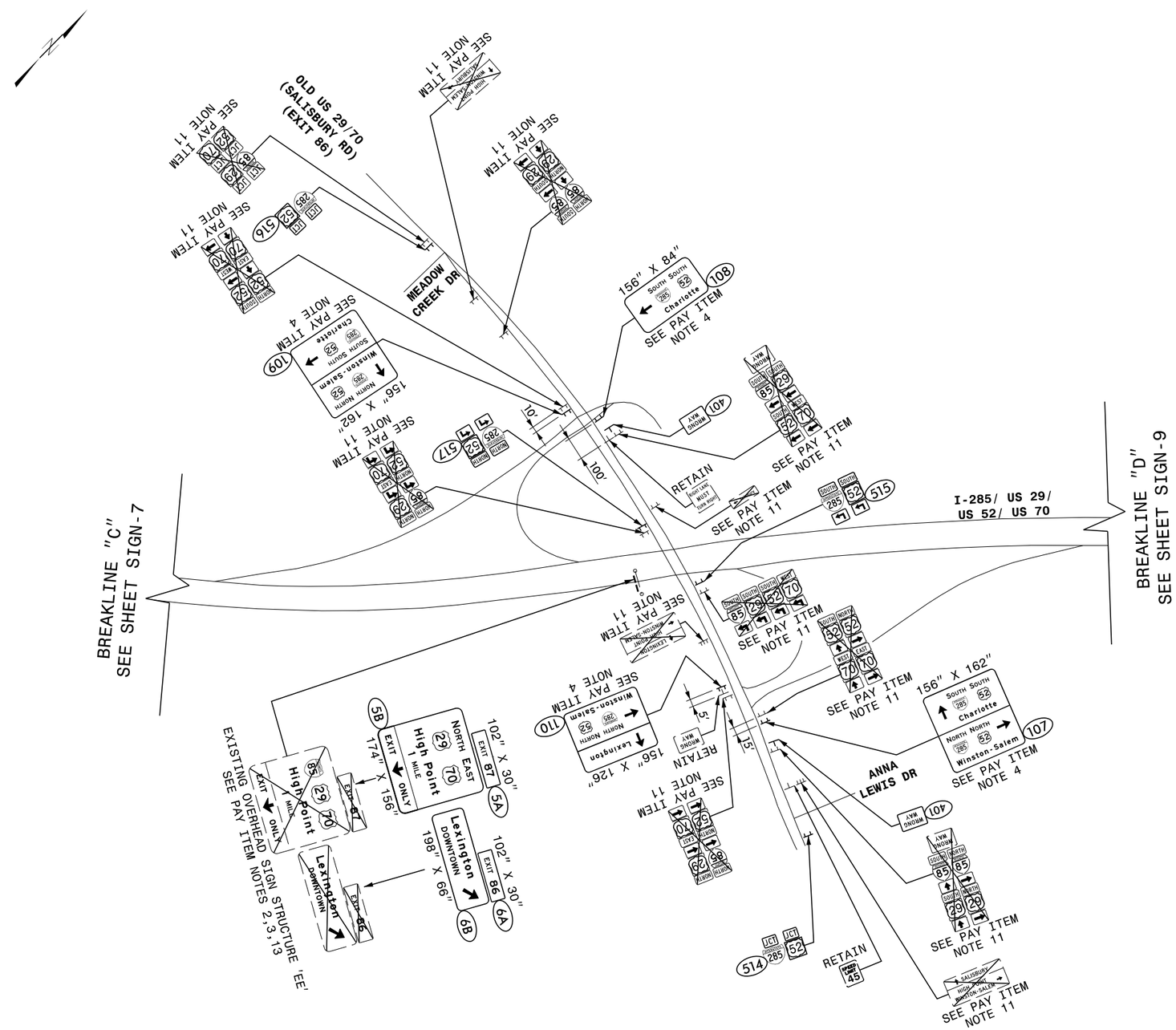

HNTB
HNTB NORTH CAROLINA, P.C.
343 E. Six Forks Road, Suite 200
Raleigh, North Carolina 27609
NC License No: C-1554
(919) 546-8997

EXISTING AND PROPOSED SIGNS I-285/ US 29/ US 52/ US 70 AT OLD US 29/ US 70 (SALISBURY RD) (EXIT 86)

DocuSign Envelope ID: 5F7F5511-4C40-4143-AF46-DB5D4A63136D

TIP NO.	SHEET NO.
R-4750	SIGN-9

APPROVED: Andrew D Klinksiek (DocuSigned by: E3D78FB459E44B...)

DATE: 12/14/2018

SEAL

NORTH CAROLINA PROFESSIONAL SEAL 40311 ENGINEER ANDREW D. KLINKSIEK

DOCUMENT NOT CONSIDERED FINAL UNLESS ALL SIGNATURES COMPLETED

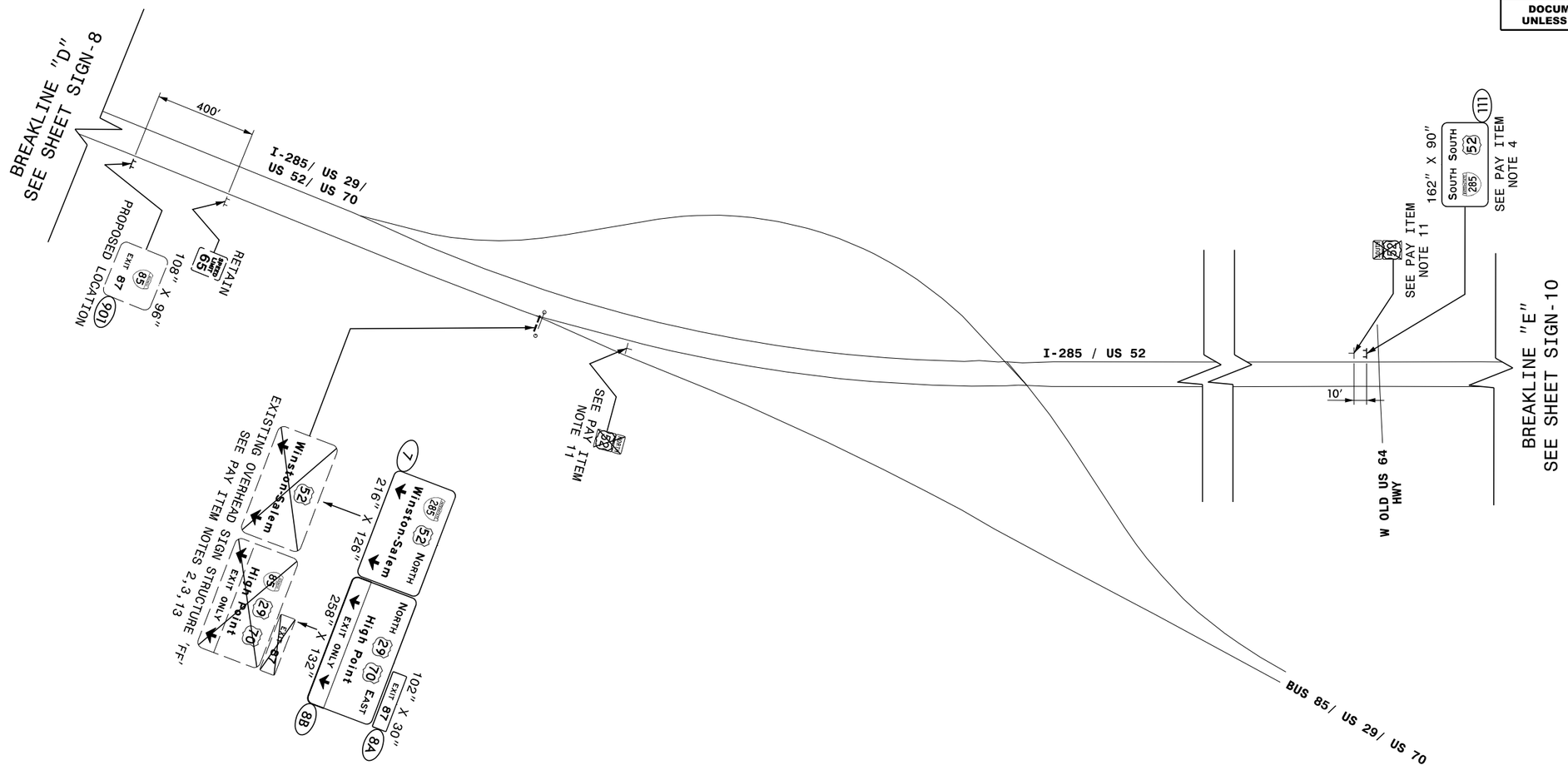

HNTB NORTH CAROLINA, P.C.
343 E. Six Forks Road, Suite 200
Raleigh, North Carolina 27609
NC License No: C-1554
(919) 546-8997

EXISTING AND PROPOSED SIGNS I-285/ US 52 AT BUS 85/ US 29/ US 70

DocuSign Envelope ID: 5F7F5511-4C40-4143-AF46-DB5D4A63136D

TIP NO.	SHEET NO.
R-4750	SIGN-10

APPROVED: DocuSigned by: Andrew D Klinksiek E3D78FB459E44B...

DATE: 12/14/2018

SEAL

NORTH CAROLINA PROFESSIONAL SEAL 40311 ENGINEER ANDREW D. KLINKSIEK

DOCUMENT NOT CONSIDERED FINAL UNLESS ALL SIGNATURES COMPLETED

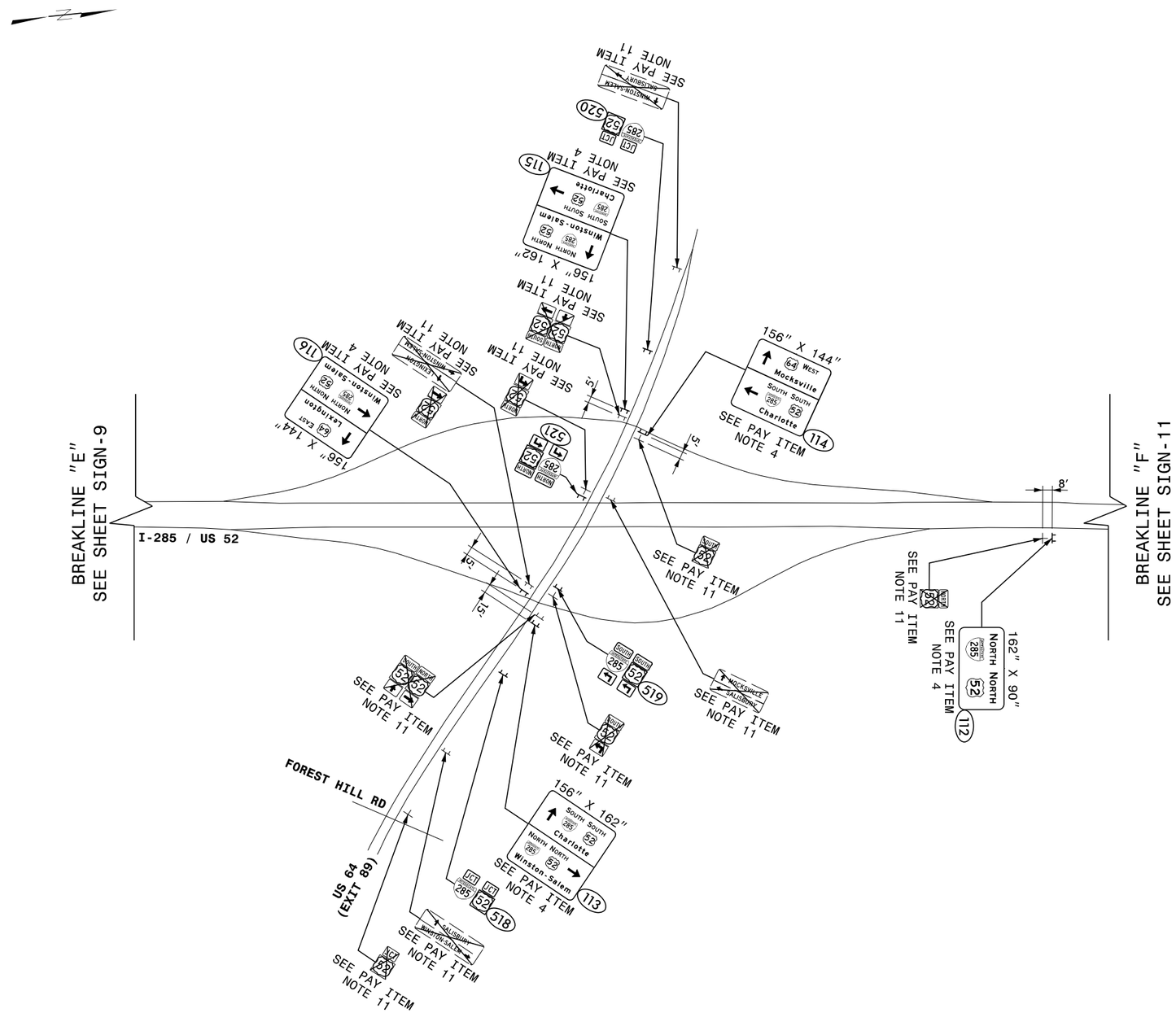

HNTB

HNTB NORTH CAROLINA, P.C.
343 E. Six Forks Road, Suite 200
Raleigh, North Carolina 27609
NC License No: C-1554
(919) 546-8997

EXISTING AND PROPOSED SIGNS
I-285/ US 29/ US 52/ US 70
AT US 64 (EXIT 89)

DocuSign Envelope ID: 5F7F5511-4C40-4143-AF46-DB5D4A63136D

TIP NO.	SHEET NO.
R-4750	SIGN-11

APPROVED: DocuSigned by: Andrew D Klinksiek E3D78FB4596E44B...

DATE: 12/14/2018

SEAL

NORTH CAROLINA PROFESSIONAL SEAL 40311 ENGINEER ANDREW D. KLINKSIEK

DOCUMENT NOT CONSIDERED FINAL UNLESS ALL SIGNATURES COMPLETED

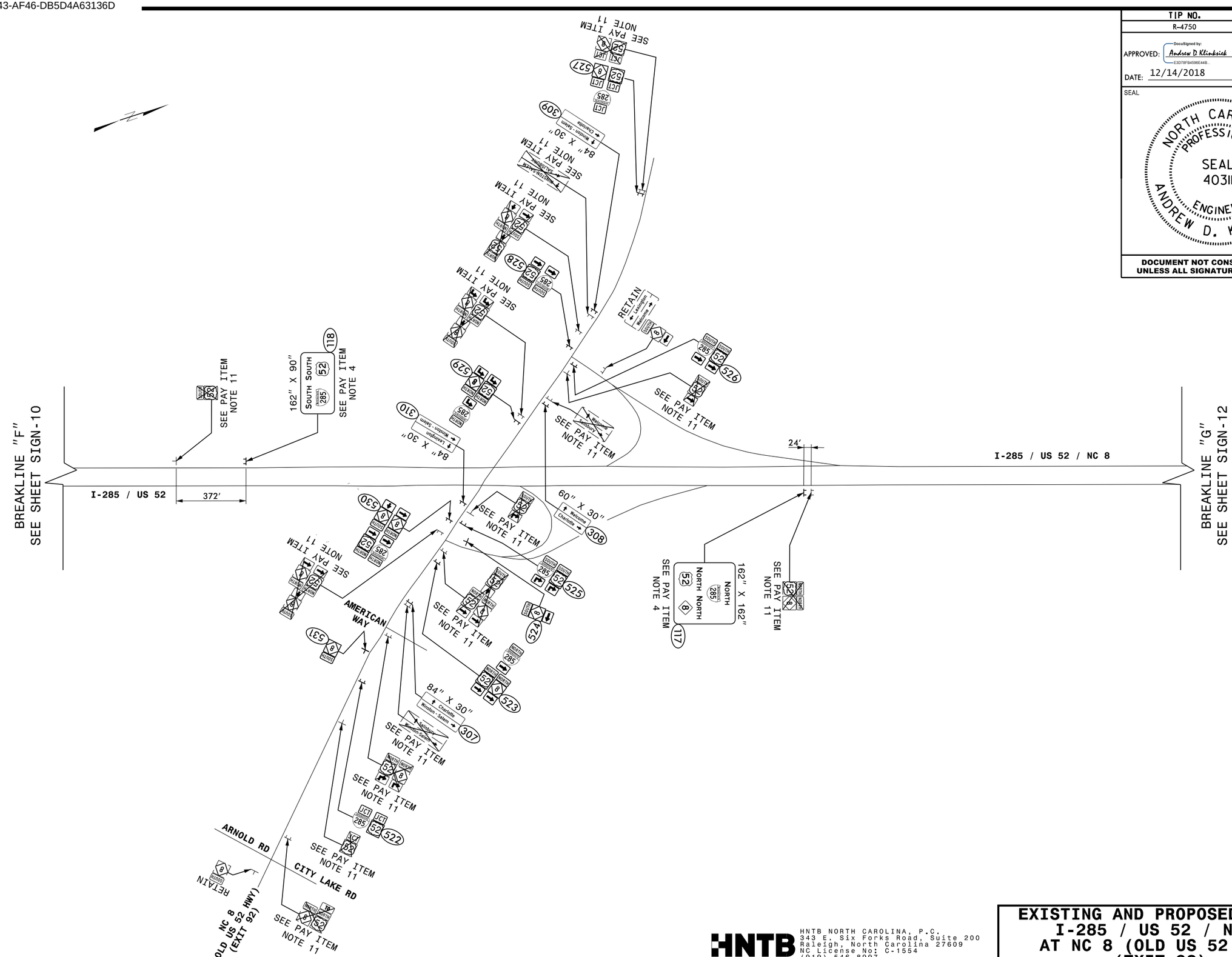

HNTB
HNTB NORTH CAROLINA, P.C.
343 E. Six Forks Road, Suite 200
Raleigh, North Carolina 27609
NC License No: C-1554
(919) 546-8997

EXISTING AND PROPOSED SIGNS
I-285 / US 52 / NC 8
AT NC 8 (OLD US 52 HWY)
(EXIT 92)

DocuSign Envelope ID: 5F7F5511-4C40-4143-AF46-DB5D4A63136D

TIP NO.	SHEET NO.
R-4750	SIGN-12

APPROVED: DocuSigned by: Andrew D Klinksiek E3D78FB4596E44B...

DATE: 12/14/2018

SEAL

NORTH CAROLINA PROFESSIONAL SEAL 40311 ENGINEER ANDREW D. KLINKSIEK

DOCUMENT NOT CONSIDERED FINAL UNLESS ALL SIGNATURES COMPLETED

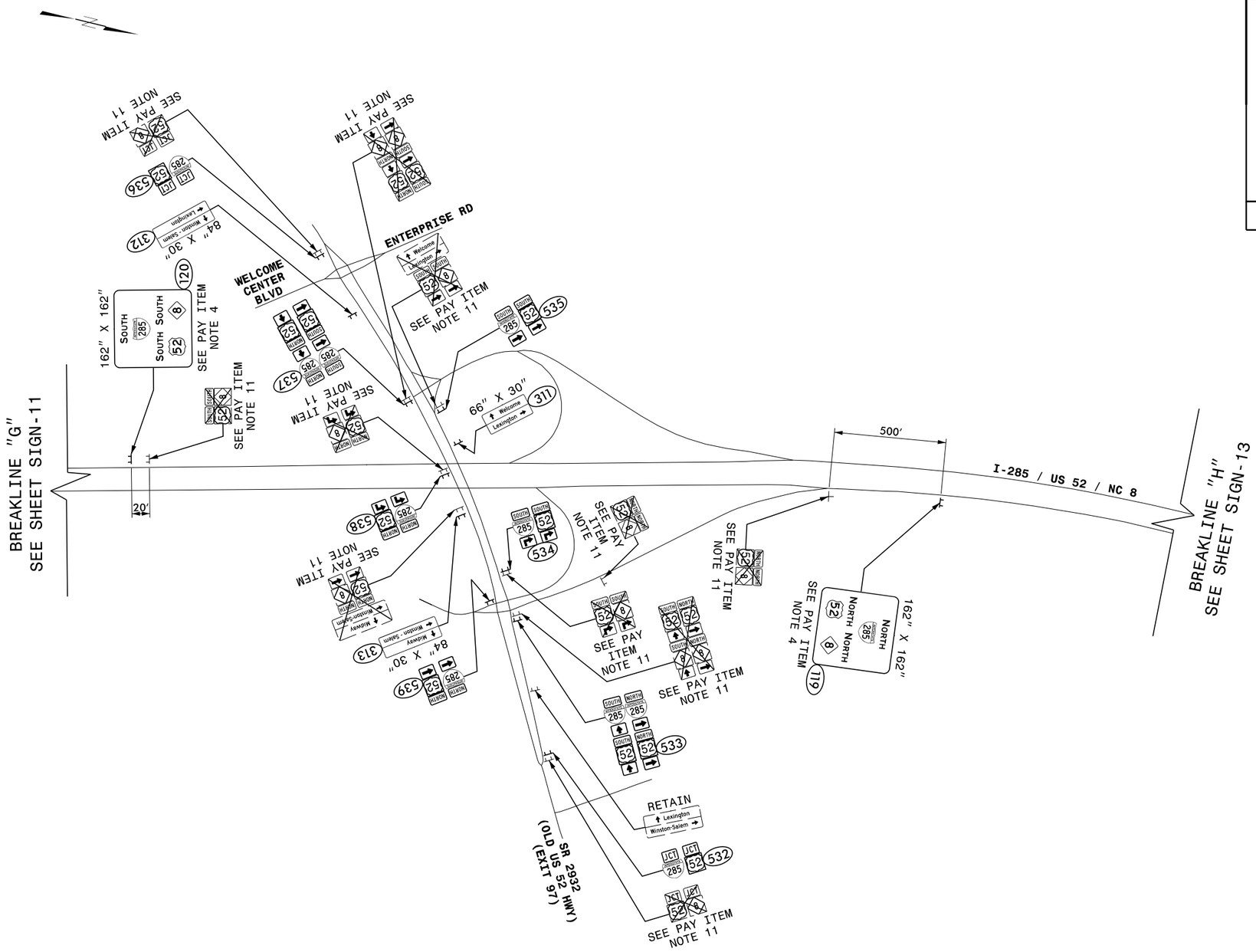

HNTB

HNTB NORTH CAROLINA, P.C.
343 E. Six Forks Road, Suite 200
Raleigh, North Carolina 27609
NC License No: C-1554
(919) 546-8997

EXISTING AND PROPOSED SIGNS
I-285 / US 52 / NC 8
AT SR 2932 (OLD US 52 HWY)
(EXIT 97)

DocuSign Envelope ID: 5F7F5511-4C40-4143-AF46-DB5D4A63136D

TIP NO.	SHEET NO.
R-4750	SIGN-13

APPROVED: DocuSigned by: Andrew D Klinksiek E3D78FB4596E44B...

DATE: 12/14/2018

SEAL

NORTH CAROLINA PROFESSIONAL SEAL 40311 ENGINEER ANDREW D. KLINKSIEK

DOCUMENT NOT CONSIDERED FINAL UNLESS ALL SIGNATURES COMPLETED

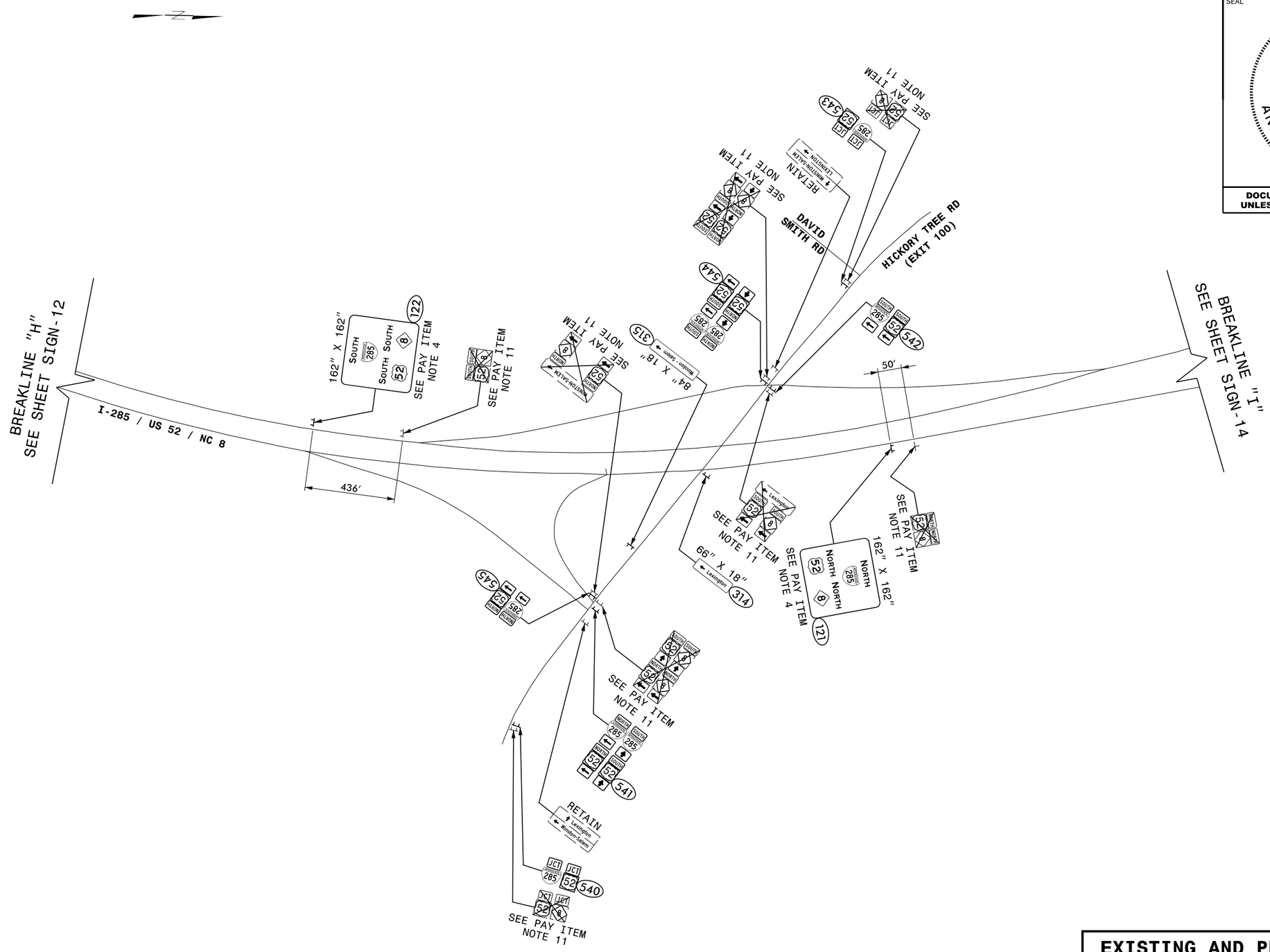

HNTB

HNTB NORTH CAROLINA, P.C.
343 E. Six Forks Road, Suite 200
Raleigh, North Carolina 27609
NC License No: C-1554
(919) 546-8997

EXISTING AND PROPOSED SIGNS
I-285 / US 52 / NC 8 AT
HICKORY TREE RD (EXIT 100)

DocuSign Envelope ID: 5F7F5511-4C40-4143-AF46-DB5D4A63136D

TIP NO.	SHEET NO.
R-4750	SIGN-14

APPROVED: DocuSigned by: Andrew D Klinksiek E3D78F8459E44B...

DATE: 12/14/2018

SEAL

NORTH CAROLINA PROFESSIONAL SEAL 40311 ENGINEER ANDREW D. KLINKSIEK

DOCUMENT NOT CONSIDERED FINAL UNLESS ALL SIGNATURES COMPLETED

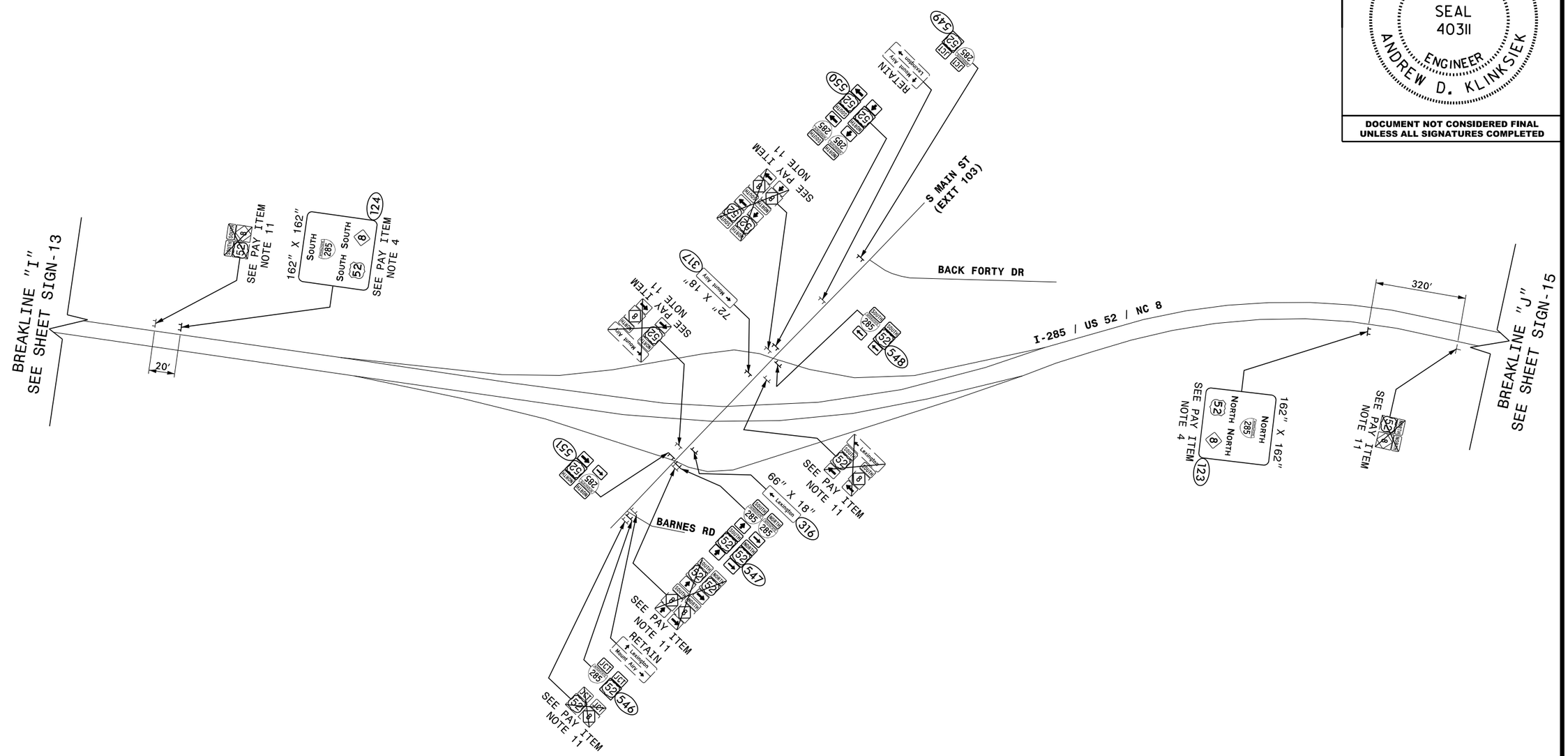

HNTB
HNTB NORTH CAROLINA, P.C.
343 E. Six Forks Road, Suite 200
Raleigh, North Carolina 27609
NC License No: C-1554
(919) 546-8997

EXISTING AND PROPOSED SIGNS
I-285 / US 52 / NC 8
AT S MAIN ST (EXIT 103)

DocuSign Envelope ID: 5F7F5511-4C40-4143-AF46-DB5D4A63136D

TIP NO.	SHEET NO.
R-4750	SIGN-15

APPROVED: Andrew D Klinksiek (DocuSigned by: E3D78FB459E44B...)

DATE: 12/14/2018

SEAL

NORTH CAROLINA PROFESSIONAL SEAL 40311 ENGINEER ANDREW D. KLINKSIEK

DOCUMENT NOT CONSIDERED FINAL UNLESS ALL SIGNATURES COMPLETED

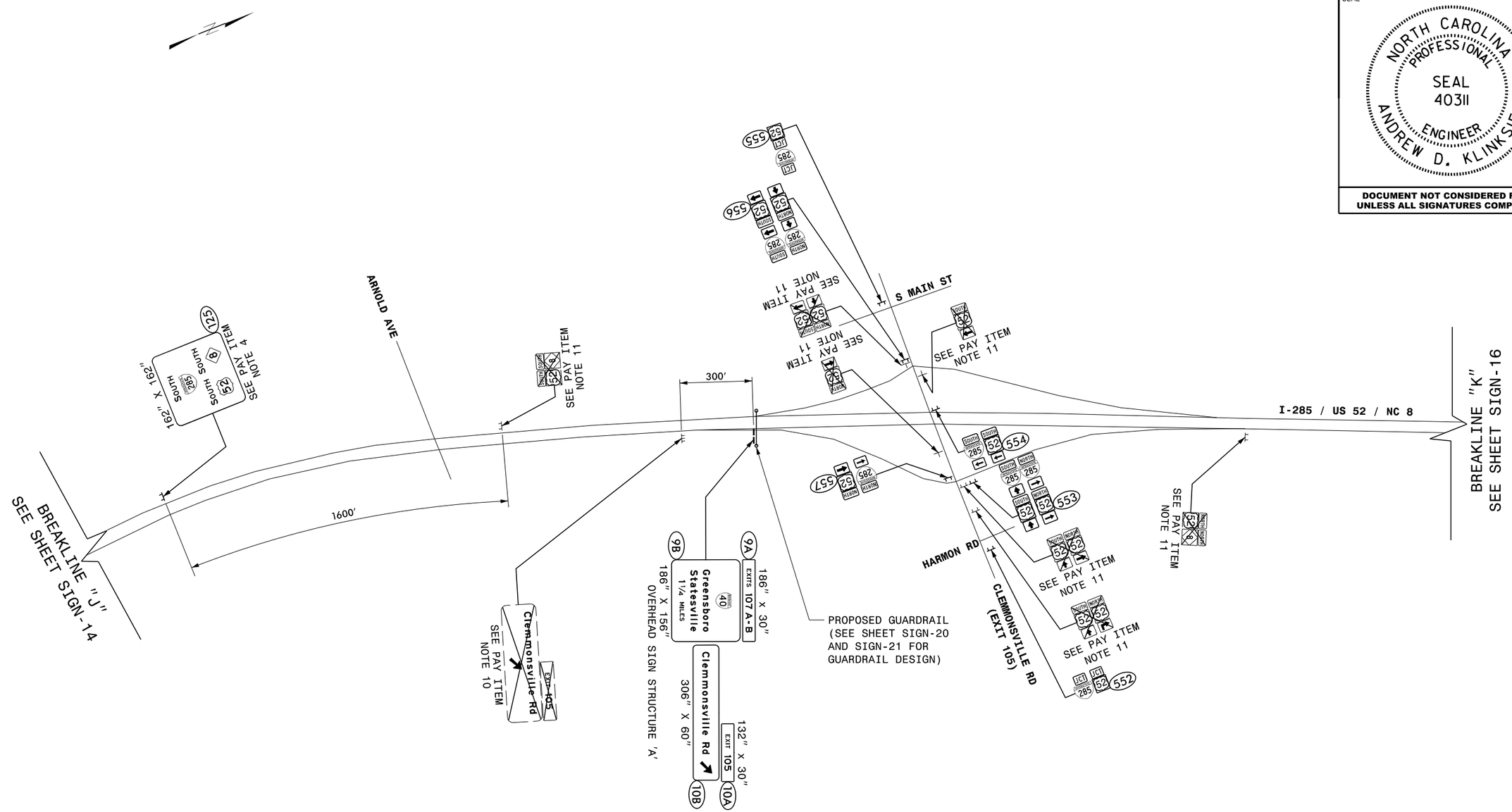

HNTB

HNTB NORTH CAROLINA, P.C.
343 E. Six Forks Road, Suite 200
Raleigh, North Carolina 27609
NC License No: C-1554
(919) 546-8997

EXISTING AND PROPOSED SIGNS I-285 / US 52 / NC 8 AT CLEMMONSVILLE RD (EXIT 105)

DocuSign Envelope ID: 5F7F5511-4C40-4143-AF46-DB5D4A63136D

TIP NO.	SHEET NO.
R-4750	SIGN-16

APPROVED: Andrew D Klinksiek (DocuSigned by: E3D78FB459EE44B...)

DATE: 12/14/2018

SEAL

NORTH CAROLINA PROFESSIONAL SEAL 40311 ENGINEER ANDREW D. KLINKSIEK

DOCUMENT NOT CONSIDERED FINAL UNLESS ALL SIGNATURES COMPLETED

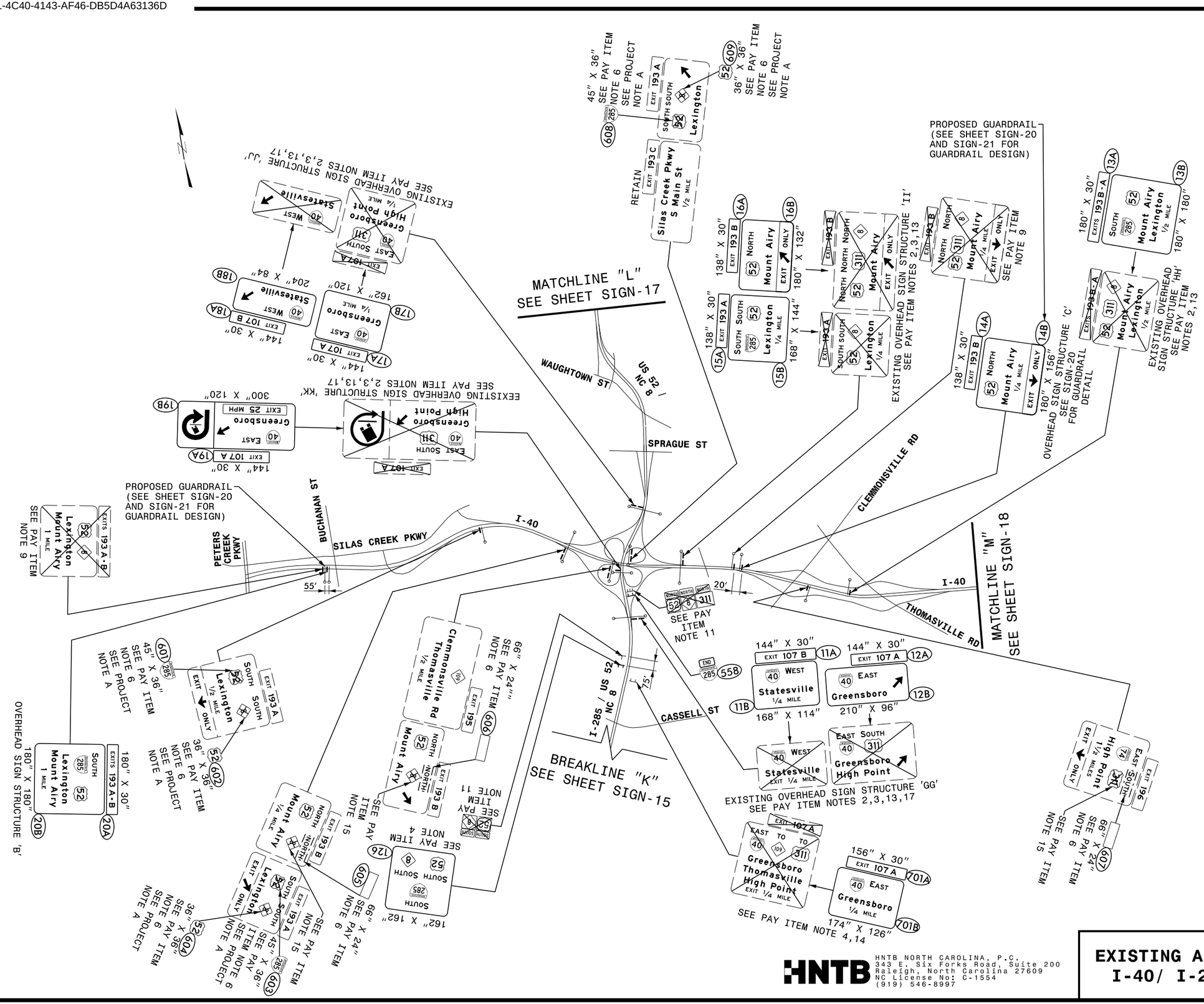
MATCHLINE "L"
SEE SHEET SIGN-17
MATCHLINE "M"
SEE SHEET SIGN-18
BREAKLINE "K"
SEE SHEET SIGN-15
WAUGHTOWN ST
SPRAGUE ST
US 52 / NC 8
CLEMMONSVILLE RD
THOMASVILLE RD
I-40
SILAS CREEK PKWY
PETERS CREEK PKWY
BUCHANAN ST
CASSELL ST
I-285 / US 52 / NC 8
PROPOSED GUARDRAIL (SEE SHEET SIGN-20 AND SIGN-21 FOR GUARDRAIL DESIGN)
EXISTING OVERHEAD SIGN STRUCTURE 'II' SEE PAY ITEM NOTES 2,3,13
EXISTING OVERHEAD SIGN STRUCTURE 'JJ' SEE PAY ITEM NOTES 2,3,13,17
EXISTING OVERHEAD SIGN STRUCTURE 'KK' SEE PAY ITEM NOTES 2,3,13,17
EXISTING OVERHEAD SIGN STRUCTURE 'HH' SEE PAY ITEM NOTES 2,13
EXISTING OVERHEAD SIGN STRUCTURE 'GG' SEE PAY ITEM NOTES 2,3,13,17
OVERHEAD SIGN STRUCTURE 'B'
OVERHEAD SIGN STRUCTURE 'C'
SEE PAY ITEM NOTE 9
SEE PAY ITEM NOTE 11
SEE PAY ITEM NOTE 15
SEE PAY ITEM NOTE 4,14
SEE PROJECT NOTE A
SEE PROJECT NOTE 6
45" X 36"
36" X 36"
66" X 24"
162" X 162"
174" X 126"
156" X 30"
144" X 30"
168" X 114"
210" X 96"
180" X 156"
180" X 180"
180" X 30"
138" X 30"
168" X 144"
180" X 132"
180" X 180"
300" X 120"
162" X 120"
204" X 84"
55'
20'
75'
Lexington
Silas Creek Pkwy
S Main St
Mount Airy
Lexington
Mount Airy
Clemmonsville Rd
Thomasville
Statesville
Greensboro
High Point
Greensboro
Thomasville
High Point
Greensboro
Statesville
Greensboro
High Point
Statesville
Greensboro
Lexington
Mount Airy
Lexington
Mount Airy
Lexington
Mount Airy

DocuSign Envelope ID: 5F7F5511-4C40-4143-AF46-DB5D4A63136D

TIP NO.	SHEET NO.
R-4750	SIGN-17

APPROVED: Andrew D Klinksiek (DocuSigned by: E3D78FB459E44B...)

DATE: 12/14/2018

SEAL

NORTH CAROLINA PROFESSIONAL SEAL 40311 ENGINEER ANDREW D. KLINKSIEK

DOCUMENT NOT CONSIDERED FINAL UNLESS ALL SIGNATURES COMPLETED

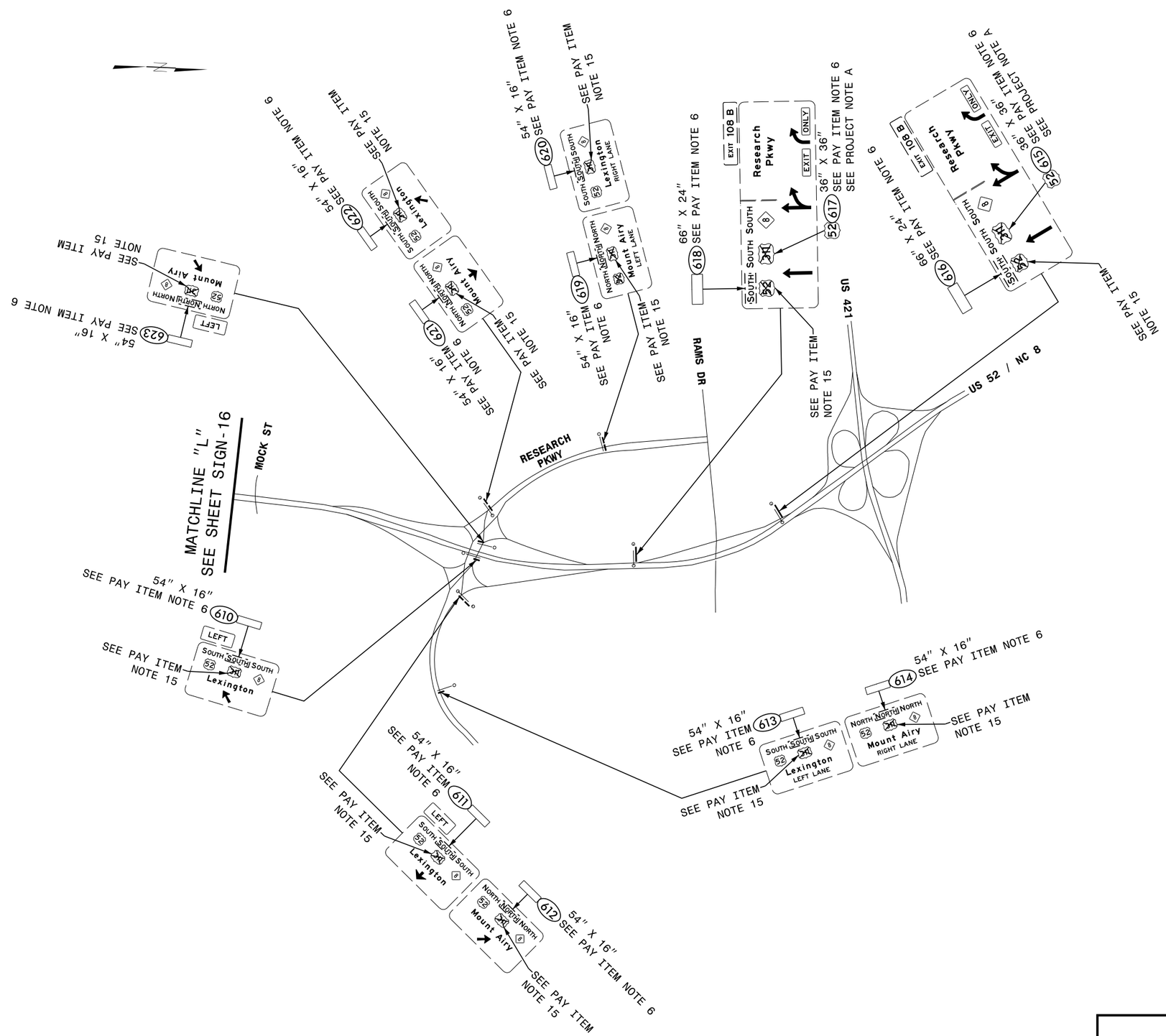

HNTB

HNTB NORTH CAROLINA, P.C.
343 E. Six Forks Road, Suite 200
Raleigh, North Carolina 27609
NC License No: C-1554
(919) 546-8997

EXISTING AND PROPOSED SIGNS
I-285/ US 52/ US 421/ NC 8

DocuSign Envelope ID: 5F7F5511-4C40-4143-AF46-DB5D4A63136D

TIP NO.	SHEET NO.
R-4750	SIGN-18

APPROVED: Andrew D Klinksiek (DocuSigned by: E3D78FB459EE44B...)

DATE: 12/14/2018

SEAL

NORTH CAROLINA PROFESSIONAL SEAL 40311 ENGINEER ANDREW D. KLINKSIEK

DOCUMENT NOT CONSIDERED FINAL UNLESS ALL SIGNATURES COMPLETED

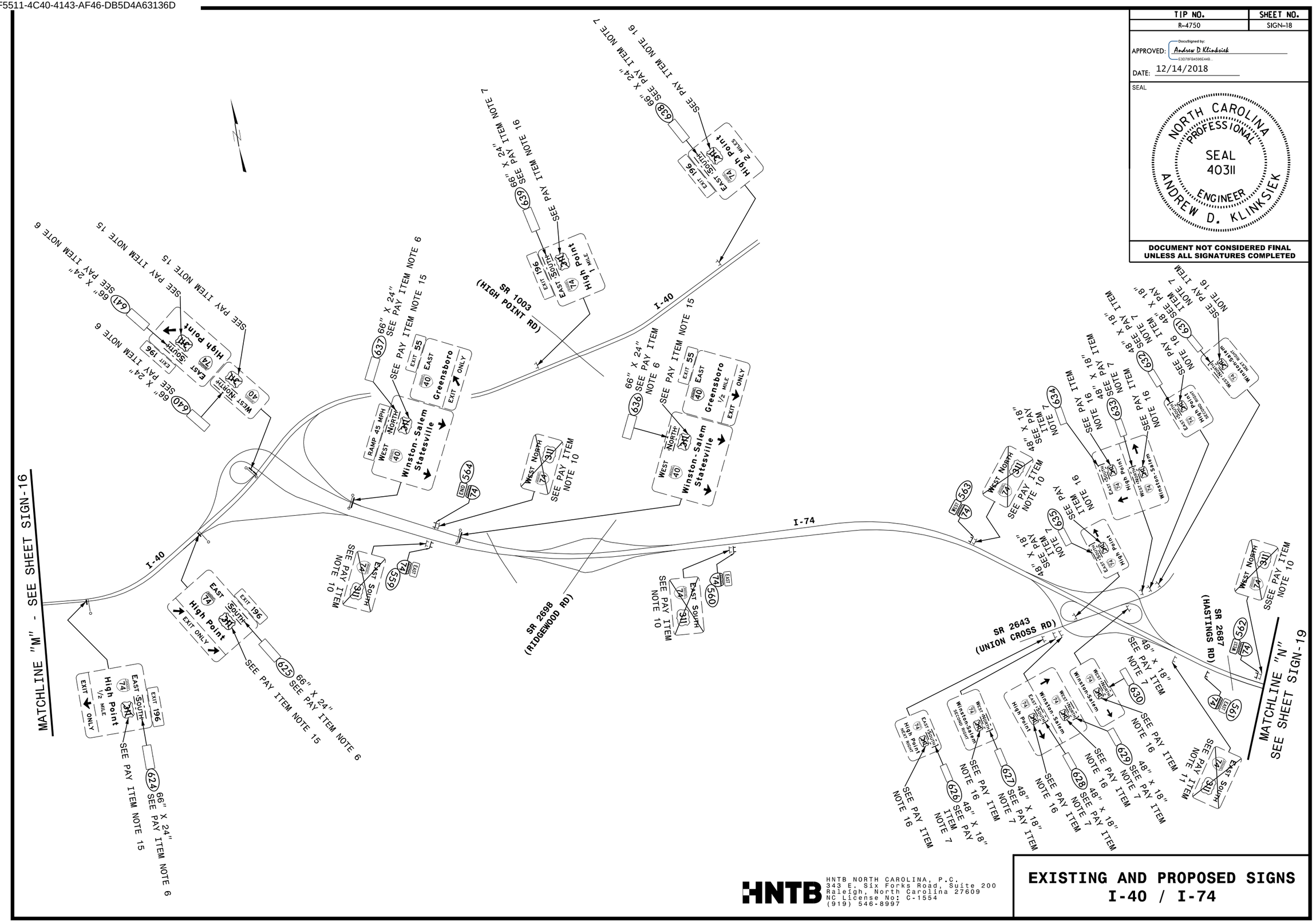

HNTB

HNTB NORTH CAROLINA, P.C.
343 E. Six Forks Road, Suite 200
Raleigh, North Carolina 27609
NC License No: C-1554
(919) 546-8997

EXISTING AND PROPOSED SIGNS I-40 / I-74

DocuSign Envelope ID: 5F7F5511-4C40-4143-AF46-DB5D4A63136D

TIP NO.	SHEET NO.
R-4750	SIGN-19

APPROVED: DocuSigned by: Andrew D Klinksiek E3D78FB459E44B...

DATE: 12/14/2018

SEAL

NORTH CAROLINA PROFESSIONAL SEAL 40311 ENGINEER ANDREW D. KLINKSIEK

DOCUMENT NOT CONSIDERED FINAL UNLESS ALL SIGNATURES COMPLETED

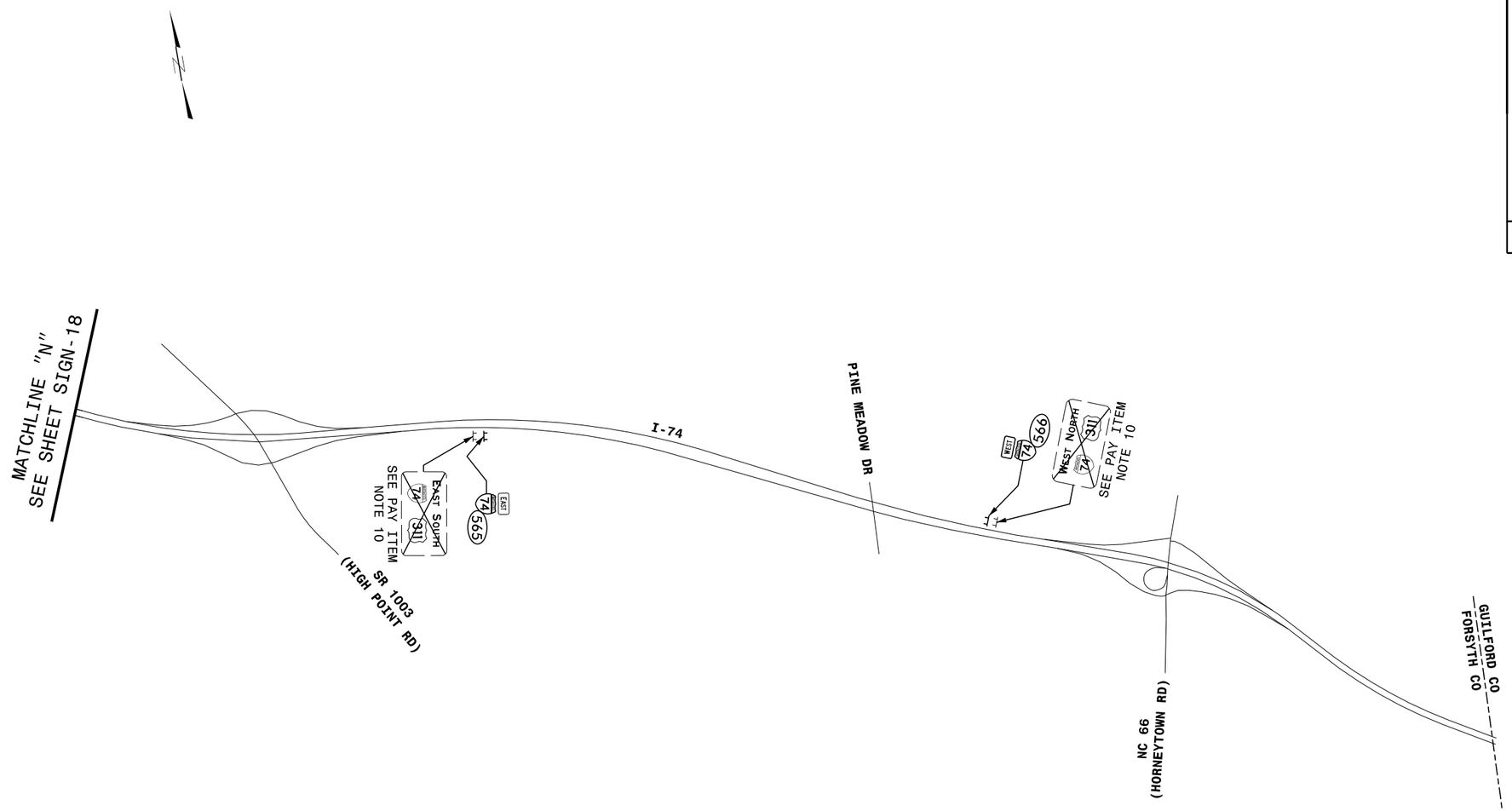

HNTB
HNTB NORTH CAROLINA, P.C.
343 E. Six Forks Road, Suite 200
Raleigh, North Carolina 27609
NC License No: C-1554
(919) 546-8997

EXISTING AND PROPOSED SIGNS
I-74

DocuSign Envelope ID: 5F7F5511-4C40-4143-AF46-DB5D4A63136D

TIP NO.	SHEET NO.
R-4750	SIGN-20

APPROVED: DocuSigned by: Roy Tellier BF7D8DB0AE8C430...

DATE: 12/14/2018

SEAL

NORTH CAROLINA PROFESSIONAL SEAL 044575 ENGINEER ROY H. TELLIER, II

DOCUMENT NOT CONSIDERED FINAL UNLESS ALL SIGNATURES COMPLETED

COMPUTED BY: *N. Vlanich* DATE: *11/29/2018*

CHECKED BY: *R. Tellier* DATE:

DIVISION OF HIGHWAYS
STATE OF NORTH CAROLINA

PROJECT REFERENCE NO.: R-4750

GUARDRAIL SUMMARY

"N" = DISTANCE FROM EDGE OF LANE TO FACE OF GUARDRAIL
TOTAL SHOULDER WIDTH = DISTANCE FROM EDGE OF TRAVEL LANE TO SHOULDER BREAK POINT.
FLARE LENGTH = DISTANCE FROM LAST SECTION OF PARALLEL GUARDRAIL TO END OF GUARDRAIL
W = TOTAL WIDTH OF FLARE FROM BEGINNING OF TAPER TO END OF GUARDRAIL

G = GATING IMPACT ATTENUATOR TYPE 350
NG = NON-GATING IMPACT ATTENUATOR TYPE 350

ROAD NAME	SITE	SHEET NUMBER	LOCATION	LENGTH			WARRANT POINT		"N" DIST. FROM E.O.L.	TOTAL SHOUL WIDTH	FLARE LENGTH		W		ANCHORS								IMPACT ATTENUATOR TYPE 350		SINGLE FACED CONCRETE BARRIER	REMOVE EXISTING GUARDRAIL	REMOVE & RESET EXISTING GUARDRAIL	REMARKS
				STRAIGHT	SHOP CURVED	DOUBLE FACED	APPROACH END	TRAILING END			APPROACH END	TRAILING END	APPROACH END	TRAILING END	Type III	B-77	GREU, TL-3	GREU, TL-2	CAT-1	AT-1	Type III SC	B-77 SC	G	NG				
I-285 / US 52 / NC8	STRUCTURE 'A'	SIGN-15	LT/RT				STRUCTURE 'A'																				100	Tie to existing guardrail
I-40	STRUCTURE 'B'	SIGN-16	RT	250.0'			STRUCTURE 'B'		12'	20'	50		1				1									50		Tie to existing guardrail
I-40	STRUCTURE 'C'	SIGN-16	RT	150.0'			STRUCTURE 'C'		14'	21'	50		1				1									50		Tie to existing guardrail
	LESS ANCHOR DEDUCTIONS:																											
	GREU TL-3:		2 @ 50'	-100'																								
			TOTALS:	300'													2									100	100	
			SAY:	325'																						100	100	
			ADDITIONAL POST:	5																								

HNTB
HNTB NORTH CAROLINA, P.C.
343 E. Six Forks Road, Suite 200
Raleigh, North Carolina 27609
NC License No: C-1554
(919) 546-8997

GUARDRAIL SUMMARY

DocuSign Envelope ID: 5F7F5511-4C40-4143-AF46-DB5D4A63136D

TIP NO.	SHEET NO.
R-4750	SIGN-21

APPROVED: DocuSigned by: Roy Tellier BF7D8DB0AE8C430...

DATE: 12/14/2018

SEAL

NORTH CAROLINA PROFESSIONAL SEAL 044575 ENGINEER ROY H. TELLIER, II

DOCUMENT NOT CONSIDERED FINAL UNLESS ALL SIGNATURES COMPLETED

OVERHEAD SIGN STRUCTURE 'A'

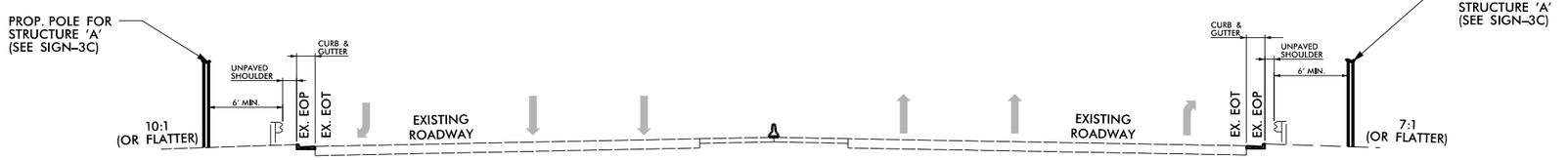

TYPICAL SECTION

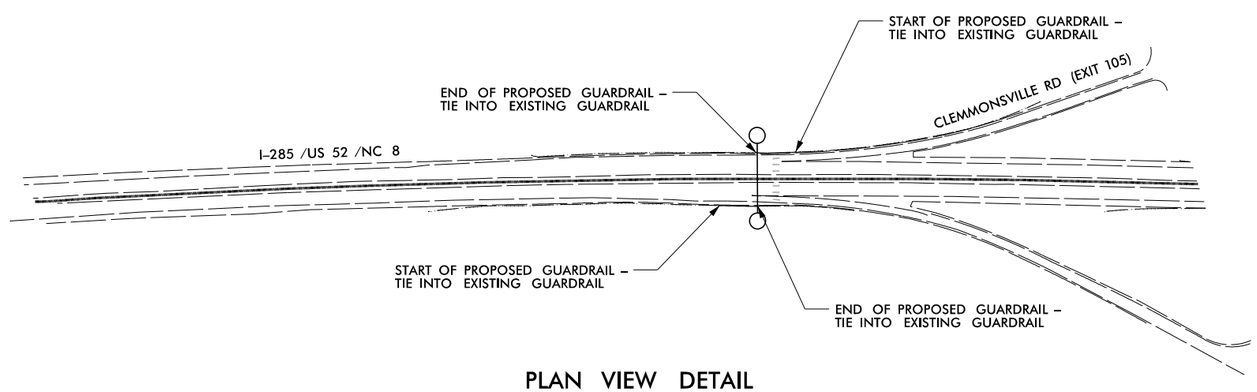

PLAN VIEW DETAIL

OVERHEAD SIGN STRUCTURE 'B'

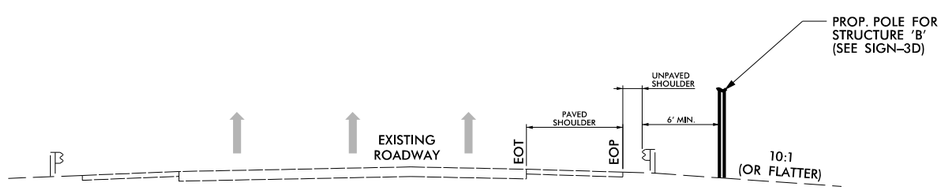

TYPICAL SECTION

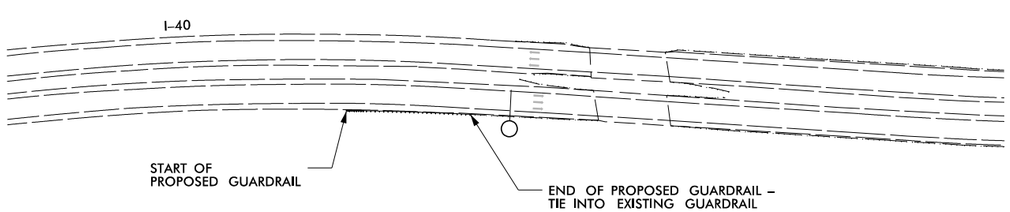

PLAN VIEW DETAIL

OVERHEAD SIGN STRUCTURE 'C'

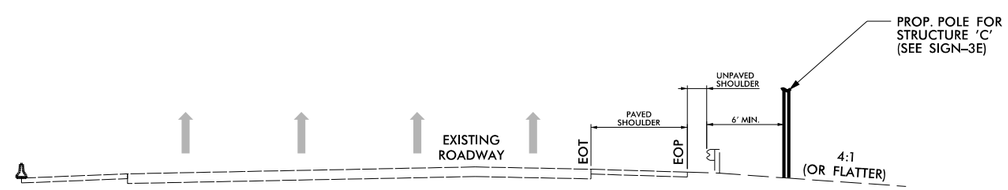

TYPICAL SECTION

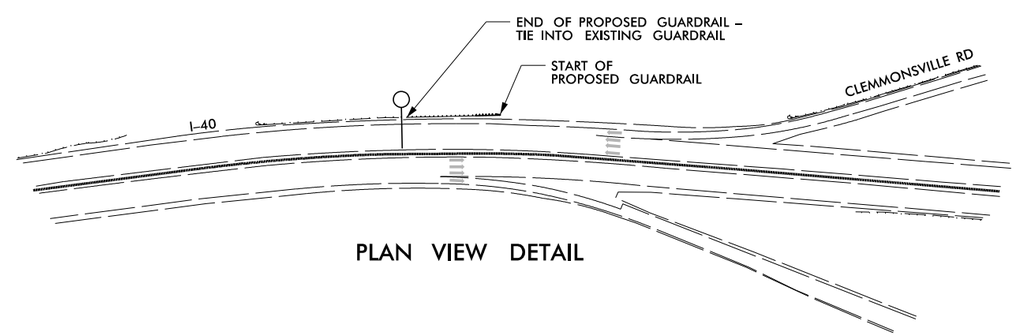

PLAN VIEW DETAIL

HNTB
HNTB NORTH CAROLINA, P.C.
343 E. Six Forks Road, Suite 200
Raleigh, North Carolina 27609
NC License No: C-1554
(919) 546-8997

GUARDRAIL LOCATION DETAILS