TIP NO.	SHEET NO.
I-5511	SIGN-1

APPROVED: RWK
DATE: 2/7/14

SEAL

NORTH CAROLINA PROFESSIONAL SEAL 022959 ENGINEER RONALD W. KING

STATE OF NORTH CAROLINA
DEPARTMENT OF TRANSPORTATION

SIGNING PROJECT

(INCLUDING GUARDRAIL FOR OVERHEAD SIGN ASSAMBLY "A")

GUILFORD & FORSYTH COUNTY

LOCATION: I-40 FROM EAST OF EXIT 196 TO EXIT 193 A;
I-74/US 311 FROM SOUTH OF EXIT 65 TO NORTH OF EXIT 108 A (US 52/US 311)

TIP: I-5511

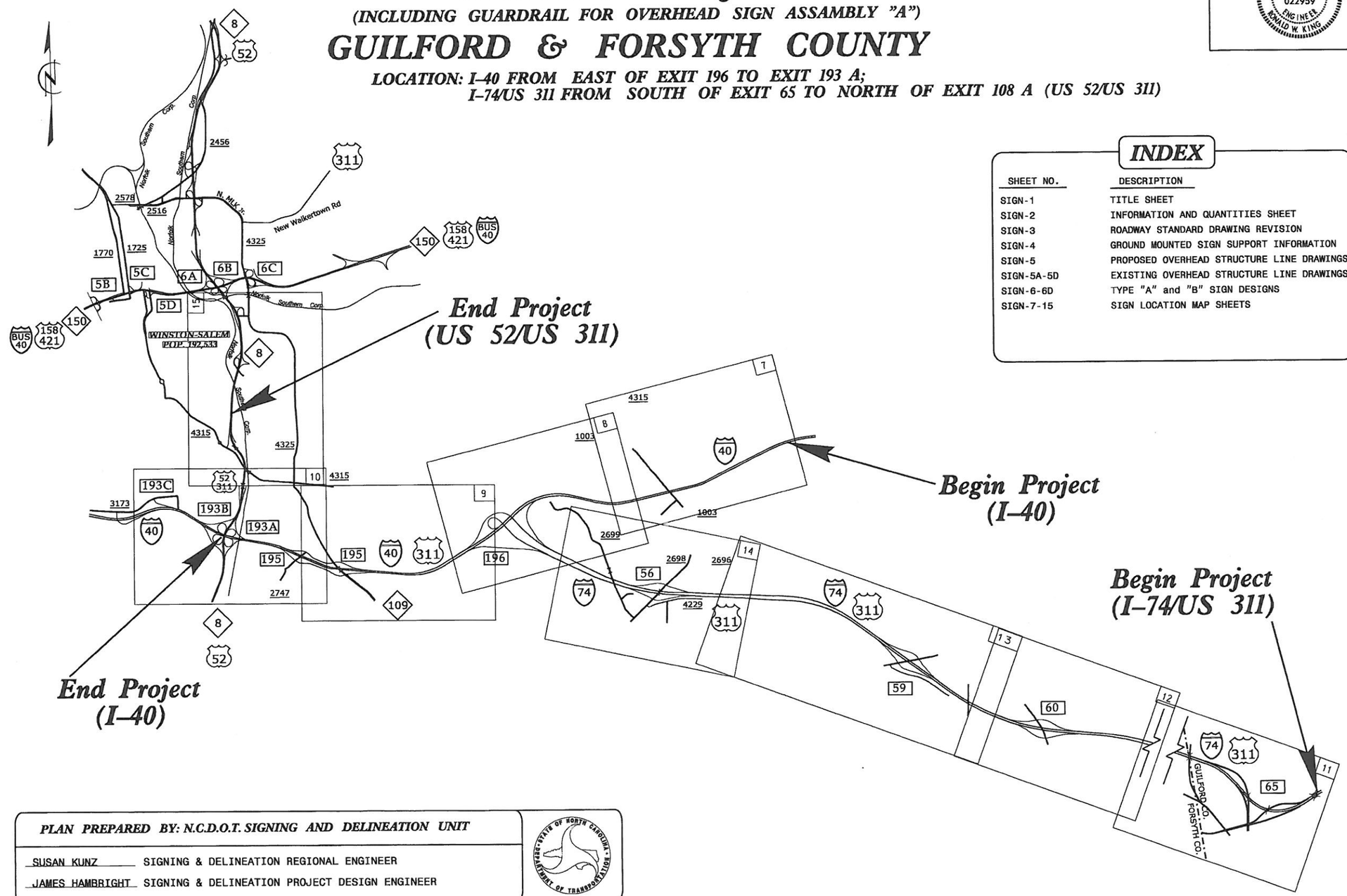

INDEX

SHEET NO.	DESCRIPTION
SIGN-1	TITLE SHEET
SIGN-2	INFORMATION AND QUANTITIES SHEET
SIGN-3	ROADWAY STANDARD DRAWING REVISION
SIGN-4	GROUND MOUNTED SIGN SUPPORT INFORMATION
SIGN-5	PROPOSED OVERHEAD STRUCTURE LINE DRAWINGS
SIGN-5A-5D	EXISTING OVERHEAD STRUCTURE LINE DRAWINGS
SIGN-6-6D	TYPE "A" and "B" SIGN DESIGNS
SIGN-7-15	SIGN LOCATION MAP SHEETS

PLAN PREPARED BY: N.C.D.O.T. SIGNING AND DELINEATION UNIT

SUSAN KUNZ — SIGNING & DELINEATION REGIONAL ENGINEER

JAMES HAMBRIGHT — SIGNING & DELINEATION PROJECT DESIGN ENGINEER

STATE OF NORTH CAROLINA DEPARTMENT OF TRANSPORTATION

07-FEB-2014 14:19
S:\SDU\Current\JAMES\I-74 Corridor Project\Title and Typical sheets.dgn
jhambright AT TE275302

TIP NO.	SHEET NO.
I-5511	SIGN-2

APPROVED: RWK
DATE: 2/7/14

SEAL

NORTH CAROLINA PROFESSIONAL SEAL 022959 ENGINEER RONALD W. KING

SUMMARY OF QUANTITIES

ITEM NO. DESC. NO.	ITEM NO. SECT. NO.	ITEM DESCRIPTION	QUANTITY	UNIT
4060000000	903	SUPPORTS, BREAKAWAY STEEL BEAM	2949	LB
4048000000	902	REINFORCED CONCRETE SIGN FOUNDATION	4	CY
4082200000	SP	SUPPORTS, OVERHEAD SIGN ASSEMBLY "A" (I-40 EB)	1	LS
4057000000	SP	OVERHEAD FOOTING	12	CY
4109000000	904	SIGN ERECTION, TYPE A (OVERHEAD)	6	EA
4109000000	904	SIGN ERECTION, TYPE B (OVERHEAD)	4	EA
4110000000	904	SIGN ERECTION, TYPE A (GROUND MOUNTED)	13	EA
4110000000	904	SIGN ERECTION, TYPE B (GROUND MOUNTED)	3	EA
4152000000	907	DISPOSAL OF SIGN SYSTEM, STEEL BEAM	1	EA
4158000000	907	DISPOSAL OF SIGN SYSTEM, WOOD	1	EA
4234000000	907	DISPOSAL OF SIGN, A OR B (OVERHEAD)	10	EA
4236000000	907	DISPOSAL OF SIGN, A OR B (GROUND MOUNTED)	12	EA
4251000000	907	DISPOSAL OF LIGHTING SYSTEM	4	EA
4263000000	907	DISPOSAL OF WALKWAY	4	EA
3030000000	862	STEEL BEAM GUARDRAIL	330	LF
3317000000	862	GUARDRAIL ANCHOR UNITS, TYPE B-77	1	EA
3360000000	863	REMOVE EXISTING GUARDRAIL	50	LF
4589000000	SP	WORK ZONE TRAFFIC CONTROL	1	LS

PROJECT NOTES

- THE DEPARTMENT WILL REQUEST FABRICATION OF STATE FURNISHED SIGNS TO BE MADE AVAILABLE FOR PICK-UP BY CONTRACTOR. ALL OTHER PARTS OF SECTION 901 APPLY.
- MATERIALS REQUIRED FOR NEW GROUND MOUNTED SIGN SUPPORTS ARE BASED ON THE FIELD VERIFIED INFORMATION PROVIDED HEREIN.
- BEGIN DESIGN OF OVERHEAD SIGN TRUSSES IMMEDIATELY BASED ON THE FIELD VERIFIED INFORMATION PROVIDED ON SHEET SIGN-5.
- USE APPROPRIATE ROADWAY STANDARDS FOR WORK ZONE TRAFFIC CONTROL REQUIREMENTS.
- WHEN REMOVING WALKWAYS AND LIGHTS, CUT THE SUPPORTING STRUCTURES OFF AT, OR ABOVE, THE BOTTOM OF THE SIGN. TREAT THE EXPOSED BARE METAL WITH ORGANIC-ZINC REPAIR PAINT AS SPECIFIED IN SECTION 1080-9 OF THE STANDARD SPECIFICATIONS FOR ROADS AND STRUCTURES (JANUARY 2012).
- PROPOSED GUARDRAIL AND RELATED REMOVAL AND ATTACHMENT WORK IS REQUIRED AND INCLUDED IN THE SUMMARY OF QUANTITIES, BUT IS NOT DEPICTED IN THESE PLANS. THIS WORK IS LOCATED ON I-40 EAST AT THE BRIDGE OVER EAST CLEMMONSVILLE ROAD IN THE VICINITY OF PROPOSED OVERHEAD SIGN ASSEMBLY *A*.

  THE CONTRACTOR SHALL COORINATE WITH THE RESIDENT ENGINEER TO COMPLETE THE FOLLOWING WORK:

  - REMOVE THE EXISTING GUARDRAIL ANCHOR UNIT ON I-40 EAST
  - INSTALL NEW GUARDRAIL ANCHOR UNIT TYPE B-77 ON EXISTING BRIDGE BARRIER
  - INSTALL NEW GUARDRAIL FROM ANCHOR UNIT TYPE B-77 AT OVERPASS TO TIE TO EXISTING GUARDRAIL ON I-40 EAST

  SEE ROADWAY STANDRARD DRAWINGS AND STANDARD SPECIFICATIONS FOR THIS WORK. CONTACT THE RESIDENT ENGINEER PRIOR TO BEGINNING THIS WORK.

ROADWAY STANDARD DRAWING

THE FOLLOWING ROADWAY STANDARDS AS APPEAR IN "ROADWAY STANDARD DRAWINGS" - PROJECT SERVICES UNIT - N.C. DEPARTMENT OF TRANSPORTATION - RALEIGH, N.C., DATED JANUARY 2012 ARE APPLICABLE TO THIS PROJECT AND BY REFERENCE HEREBY ARE CONSIDERED A PART OF THESE PLANS:

STD. NO.	TITLE
862.01	GUARDRAIL PLACEMENT
862.02	GUARDRAIL INSTALLATION
862.03	STRUCTURE ANCHOR UNIT
901.10	TYPE 'A' SIGNS
901.20	TYPE 'B' SIGNS
901.50	ARROWS AND SHIELDS
901.70	SIGN STRINGERS AND SUPPORT SPACING
901.80	SIGN MOUNTING DETAILS - FOR TYPE A AND TYPE B SIGNS
903.10	GROUND MOUNTED SIGN SUPPORTS (SHEETS 1 & 3)
904.10	ORIENTATION OF GROUND MOUNTED SIGNS
904.20	SECONDARY SIGN MOUNTING
904.30	SUPPLEMENTAL SIGN MOUNTING
1101.01	WORK ZONE ADVANCE WARNING SIGNS FOR HIGH SPEED FACILITIES
1101.02	TEMPORARY LANE CLOSURES
1101.04	TEMPORARY SHOULDER CLOSURES
1101.11	TRAFFIC CONTROL DESIGN TABLES
1110.01	STATIONARY WORK ZONE SIGNS
1110.02	PORTABLE WORK ZONE SIGNS
1115.01	FLASHING ARROW BOARDS
1130.01	DRUM
1135.01	CONES
1261.01	GUARDRAIL AND BARRIER DELINEATORS
1261.02	GUARDRAIL AND BARRIER DELINEATORS
1262.01	GUARDRAIL END DELINEATION

GENERAL NOTE

. SIGNS FURNISHED BY STATE

PAY ITEM NOTES

1 DISPOSAL OF SIGN SYSTEM, STEEL BEAM
2 DISPOSAL OF SIGN SYSTEM, WOOD
3 DISPOSAL OF SIGN, A OR B (OVERHEAD)
4 DISPOSAL OF SIGN, A OR B (GROUND MOUNTED)
5 SIGN ERECTION, TYPE A (OVERHEAD)
6 SIGN ERECTION, TYPE B (OVERHEAD)
7 SIGN ERECTION, TYPE A (GROUND MOUNTED)
8 SIGN ERECTION, TYPE B (GROUND MOUNTED)
9 DISPOSAL OF LIGHTING SYSTEM
10 DISPOSAL OF WALKWAY

SIGN NUMBERING

NEW SIGNS:

OVERHEAD SIGNS 1-7
GROUND MOUNTED ..... 100 SERIES

OVERHEAD STRUCTURE LABELING

PROPOSED OVERHEAD SIGN ASSEMBLY ..... "A"
EXISTING OVERHEAD SIGN STRUCTURE ..... "AA"-"DD"

07-FEB-2014 15:16
S:\OPERATIONS\JAMES\J-74 Corridor Project\Title and Typical sheets.dgn
jhambright AT TE275302

TIP NO.	SHEET NO.
I-5511	SIGN-3

APPROVED: RLW
DATE: 2/7/14

SEAL: NORTH CAROLINA PROFESSIONAL SEAL 022959 ENGINEER RONALD W. KING

STATE OF
NORTH CAROLINA
DEPT. OF TRANSPORTATION
DIVISION OF HIGHWAYS
RALEIGH, N.C.

1-12

ENGLISH DETAIL DRAWING FOR
GROUND MOUNTED SIGN SUPPORTS

	SLIP BASE PLATE DATA								KEEPER PLATE DATA							HINGE CONNECTION DATA										BREAK AWAY SUPPORT WEIGHT CONSTANT LBS.
BEAM SHAPE	BOLT SIZE	A_1	B_1	C_1	D_1	E_1	T_1	R_1	A_2	B_2	C_2	D_2	E_2	R_2	T_2	BOLT SIZE	F	G	H	I	J	K	L	R_3	T_3	
S3X5.7	½"DIA.X 3"	7"	4"	1"	¾"	2½"	1"	9/32"	7"	4"	1"	¾"	2½"	9/32"	28 GAUGE	½"DIA.X1¼"	2¼"	3½"	4"	½"	1"	½"	2"	9/32"	3/16"	18
S4X7.7	½"DIA.X 3"	8"	4"	1"	¾"	2½"	1"	9/32"	8"	4"	1"	¾"	2½"	9/32"	28 GAUGE	½"DIA.X1¼"	2⅝"	3½"	4"	½"	1"	½"	2"	9/32"	3/16"	20
W6X9	½"DIA.X 3"	10"	5"	1"	¾"	3½"	1"	9/32"	10"	5"	1"	¾"	3½"	9/32"	28 GAUGE	½"DIA.X1¼"	4"	3½"	4"	¾"	1"	½"	2"	9/32"	3/16"	32
W6X12	⅝"DIA.X3¾"	11"	5"	1¼"	⅞"	3¼"	1¼"	11/32"	11"	5"	1¼"	⅞"	3¼"	11/32"	28 GAUGE	⅝"DIA.X2¼"	4"	4"	4½"	¾"	1⅛"	⅝"	2¼"	11/32"	3/16"	39
W6X16	⅝"DIA.X3¾"	12"	6"	1¼"	⅞"	4¼"	1½"	11/32"	12"	6"	1¼"	⅞"	4¼"	11/32"	28 GAUGE	⅝"DIA.X2½"	4"	4"	4½"	¾"	1⅛"	⅝"	2¼"	11/32"	½"	47
W8X18	⅝"DIA.X 4¼"	13½"	6½"	1¼"	⅞"	4¾"	1½"	11/32"	13½"	6½"	1¼"	⅞"	4¾"	11/32"	28 GAUGE	⅝"DIA.X2½"	5¼"	4"	4½"	1"	1⅛"	⅝"	2¼"	11/32"	½"	70
W8X21	¾"DIA.X 4¼"	14"	7"	1½"	1"	5"	1½"	13/32"	14"	7"	1½"	1"	5"	13/32"	28 GAUGE	¾"DIA.X2¾"	5¼"	6"	7"	1"	1¾"	¾"	3½"	13/32"	½"	73
W10X22	¾"DIA.X 4¼"	16"	8"	1½"	1"	6"	1½"	13/32"	16"	8"	1½"	1"	6"	13/32"	28 GAUGE	¾"DIA.X2¾"	5¾"	6"	7"	1"	1¾"	¾"	3½"	13/32"	½"	119
W10X26	¾"DIA.X4¾"	16½"	8"	1½"	1"	6"	1¾"	13/32"	16½"	8"	1½"	1"	6"	13/32"	28 GAUGE	¾"DIA.X2¾"	5¾"	6"	7"	1"	1¾"	¾"	3½"	13/32"	⅝"	140
W12X26	¾"DIA.X4¾"	18½"	9"	1½"	1"	7"	1¾"	13/32"	18½"	9"	1½"	1"	7"	13/32"	28 GAUGE	¾"DIA.X2¾"	6½"	6"	7"	1"	1¾"	¾"	3½"	13/32"	⅝"	176
W14X30	1"DIA.X 5"	22"	9"	2"	1½"	6"	2"	17/32"	22"	9"	2"	1½"	6"	17/32"	28 GAUGE	1"DIA.X3"	6¾"	7"	8"	1¼"	2"	1"	4"	17/32"	⅝"	205
W16X31	1"DIA.X 5"	24"	9"	2"	1½"	6"	2"	17/32"	24"	9"	2"	1½"	6"	17/32"	28 GAUGE	1"DIA.X3¼"	5½"	7"	8"	1¼"	2"	1"	4"	17/32"	¾"	223
W18X35	1"DIA.X 5"	25"	9"	2"	1½"	6"	2"	17/32"	25"	9"	2"	1½"	6"	17/32"	28 GAUGE	1"DIA.X3¼"	6"	7"	8"	1¼"	2"	1"	4"	17/32"	¾"	243
W18X40	1"DIA.X5½"	26"	9"	2"	1½"	6"	2¼"	17/32"	26"	9"	2"	1½"	6"	17/32"	28 GAUGE	1"DIA.X3¾"	6"	7"	8"	1¼"	2"	1"	4"	17/32"	⅞"	278
W21X44	1"DIA.X5½"	29"	9"	2"	1½"	6"	2½"	17/32"	29"	9"	2"	1½"	6"	17/32"	28 GAUGE	1"DIA.X3¾"	6½"	7"	8"	1¼"	2"	1"	4"	17/32"	⅞"	310

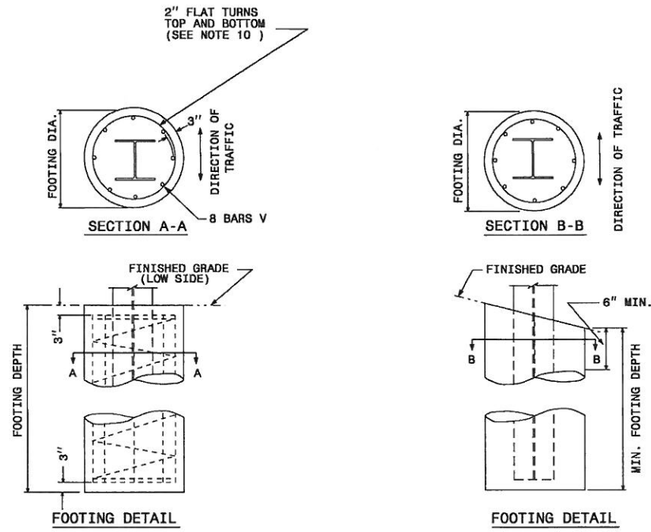

FOUNDATION DATA *		
FOOTING DIAMETER	REINFORCEMENT	SPIRAL BAR
1' 6"	8 # 6 BARS	#3 BAR, 6" PITCH
2'	8 # 7 BARS	#3 BAR, 6" PITCH
2' 6"	8 # 9 BARS	#3 BAR, 6" PITCH
3'	8 # 11 BARS	#3 BAR, 6" PITCH
3' 6"	8 # 12 BARS	#3 BAR, 6" PITCH
4'	8 # 14 BARS	#3 BAR, 6" PITCH

* FOUNDATION DIMENSIONS ARE SHOWN IN PLANS

SHEET 2 OF 3
903D10

STATE OF
NORTH CAROLINA
DEPT. OF TRANSPORTATION
DIVISION OF HIGHWAYS
RALEIGH, N.C.

1-12

ENGLISH DETAIL DRAWING FOR
GROUND MOUNTED SIGN SUPPORTS

SHEET 2 OF 3
903D10

07-FEB-2014 14:33
S:\S&DU\Central\JAMES\I-74 Corridor Project\Title and Typical sheets.cgn
jhambright AT TE275302

REVISED SIGNING
ROADWAY STANDARD DRAWING
GROUND MOUNTED SIGN SUPPORTS (SHEET 2 OF 3)

TIP NO.	SHEET NO.
I-5511	SIGN-4

APPROVED: RWK

DATE: 2/7/14

SEAL

NORTH CAROLINA PROFESSIONAL SEAL 022959 ENGINEER RONALD W. KING

NOTE: FIELD VERIFICATIONS WERE PROVIDED BY THE DIVISION FOR SIGN #103, #104, and #105 ON DATES SHOWN IN CHART BELOW.

SIGN NO.	SIGN TYPE	SIGN SIZE (in. w x h	ROADWAY STATION	NO. OF SUP.	BEAM SECTION	SUPPORT TYPE BA or S	ATTACH METHOD	MOUNTING METHOD	HORIZ CLR. (ft.	LENGTH (ft)			LEFT SUPPORT (ft)			CENTER SUPPORT (ft)			RIGHT SUPPORT (ft)			FOOTING DIAMETER (ft.)	FOOTING DEPTH (ft.)	B/A SUPPORT WEIGHTS (lbs.)	SIMPLE SUPPORT WEIGHTS (lbs.)	REINF. FTGS. (c.y.)	PLAIN FTGS. (c.y.)	FIELD VERIFIED SEE NOTE 2 (mm/dd/yy)
										SNS HT H	MTG HT C	EMBED-MENT	S	L	TOTAL LENGTH	S	L	TOTAL LENGTH	S	L	TOTAL LENGTH							
103	A	126 X 84	I-40 WB	2	W6x12	BA	N/A	N/A	33.20	7.00	7.00	4.5	2.45	16.45	20.95	0.00	0.00	0.00	1.17	15.17	19.67	1.5	5	572.80	0.00	0.65	0.00	8/20/2013
104A 104B	B A	48 X 48 318 X 132	I-40 WB	3	W8x21	BA	1-L	N/A	30.00	11.00	7.98	6	-0.28	18.70	24.70	-0.76	18.22	24.22	-0.98	18.00	24.00	2	6.5	1809.75	0.00	2.27	0.00	2/7/2013
105	A	126 X 84	US 52/US 311 SB	2	W6x12	BA	N/A	N/A	19.30	7.00	7.18	4.5	-0.18	14.00	18.50	0.00	0.00	0.00	2.84	17.02	21.52	1.5	5	565.60	0.00	0.65	0.00	8/29/2013
																								TOTAL	TOTAL	TOTAL	TOTAL	
																								2948.16	0.00	3.58	0.00	
																					USE:			2949	0	4	0	

NOTE: ELIMINATE HINGE CONNECTION FOR SIGNS ON 1 BREAKAWAY SUPPORT!

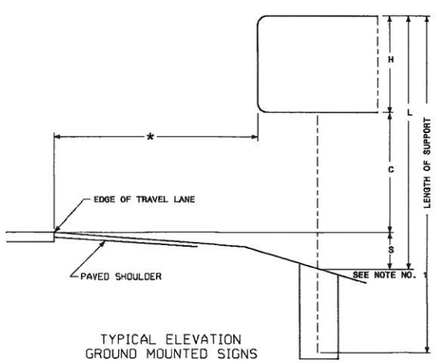

TYPICAL ELEVATION
GROUND MOUNTED SIGNS

NOTES

1. DIMENSION "S" REPRESENTS AN INCREASE (+), OR A DECREASE (-) IN POLE LENGTH, RELATIVE TO THE ELEVATION OF THE EDGE OF PAVEMENT.

2. PLAN LOCATIONS FOR EXISTING UTILITIES ARE BASED ON THE BEST AVAILABLE INFORMATION AND, THEREFORE MAY NOT BE PRECISELY ACCURATE. THEREFORE, IT IS INCUMBENT UPON THE CONTRACTOR TO DETERMINE THE EXACT LOCATION OF UTILITIES BEFORE BEGINNING WORK IN A LOCATION.

TYPE "A" AND TYPE "B" GROUND MOUNTED SIGNS

07-FEB-2014 14:28
jhambright
I:\Projects\Active\I-5511\Design\Corridor Project\Title and Typical sheets.dgn
jhambright, A1 YE275302

NOTES:

A. IF THE CONTRACTOR BIDS ALUMIMUM SIGN STRUCTURE, EACH SHALL BE PROVIDED WITH AN APPROVED HIGHWAY TRUSS DAMPER DEVICE IN ACCORDANCE WITH AASHTO SPECIFICATIONS.

B. MOUNT SIGNS VERTICALLY CENTERED ON HORIZONTAL MEMBER OF STRUCTURE.

C. THIS SHEET REFLECTS FIELD VERIFIED FOOTING ELEVATIONS AND SI OPES AT THE CENTERLINE OF THE UPRIGHT

D. THE TOP OF THE FOOTING SHALL EXTEND AT LEAST 6' AND NOT MORE TIIAN 24' ABOVE THF HIGHEST POINT OF THE GROUND SURFACE AT THE FOOTING.

E. SIGN HANGERS AND ATTACHMENT HARDWARE SHALL BE PROVIDED AND INSTALLED ON THE ASSFMBLY TO ACCOMMODATE ALL SIGNS SHOWN IN THE PLANS, INCLUDING THOSE DESIGNATED AS 'FUTURE'.

F. INSTALL PROPOSED GUARDRAIL PER ROADWAY STANDARD 862.01 OR AS DIRECTED BY THE ENGINEER. SEE SHEET SIGN-3A.

* THFSE DIMENSIONS SHALL BE USED FOR WIND LOAD AND DEAD LOAD COMPUTATIONS IN DESIGN OF STRUCTURE AND FOOTING.
DESIGN AND CONSTRUCTION REQUIREMENTS FOR SIGN STRUCTURES SHALL ACCOMMODATE WIND VELOCITY OF 100 M.P.H.

TIP NO.	SHEET NO.
I-5511	SIGN-5

APPROVED: RLW 7
DATE: 2/7/14
SEAL

NORTH CAROLINA PROFESSIONAL SEAL 022959 ENGINEER RONALD W. KING

10/11/13 – Field Verified Slopes and "S"– Dimension Provided By: Randy Ogburn (Asst. DTE)

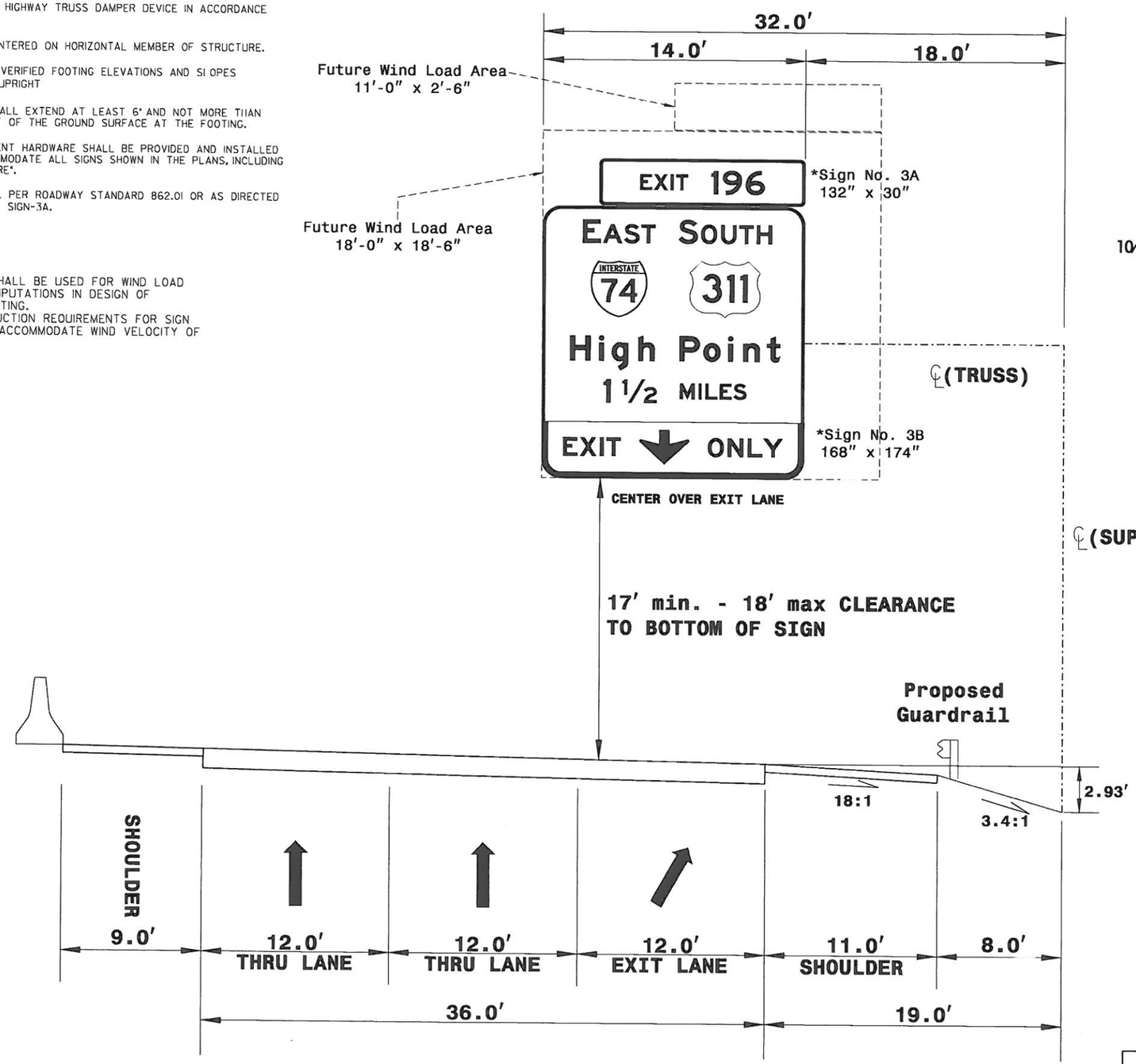

NEW OVERHEAD SIGN ASSEMBLY TO BE INSTALLED APPROXIMATELY 1,115' IN ADVANCE OF EXISTING DMS SIGN AT LOCATION STAKED BY THE ENGINEER.

PROPOSED OVERHEAD SIGN ASSEMBLY "A"
I-40EB, 1½ Miles in Advance of Exit #196

TIP NO.	SHEET NO.
I-5511	SIGN-5A

APPROVED: RWK
DATE: 12/7/14

SEAL

NORTH CAROLINA PROFESSIONAL SEAL 022959 ENGINEER RONALD W. KING

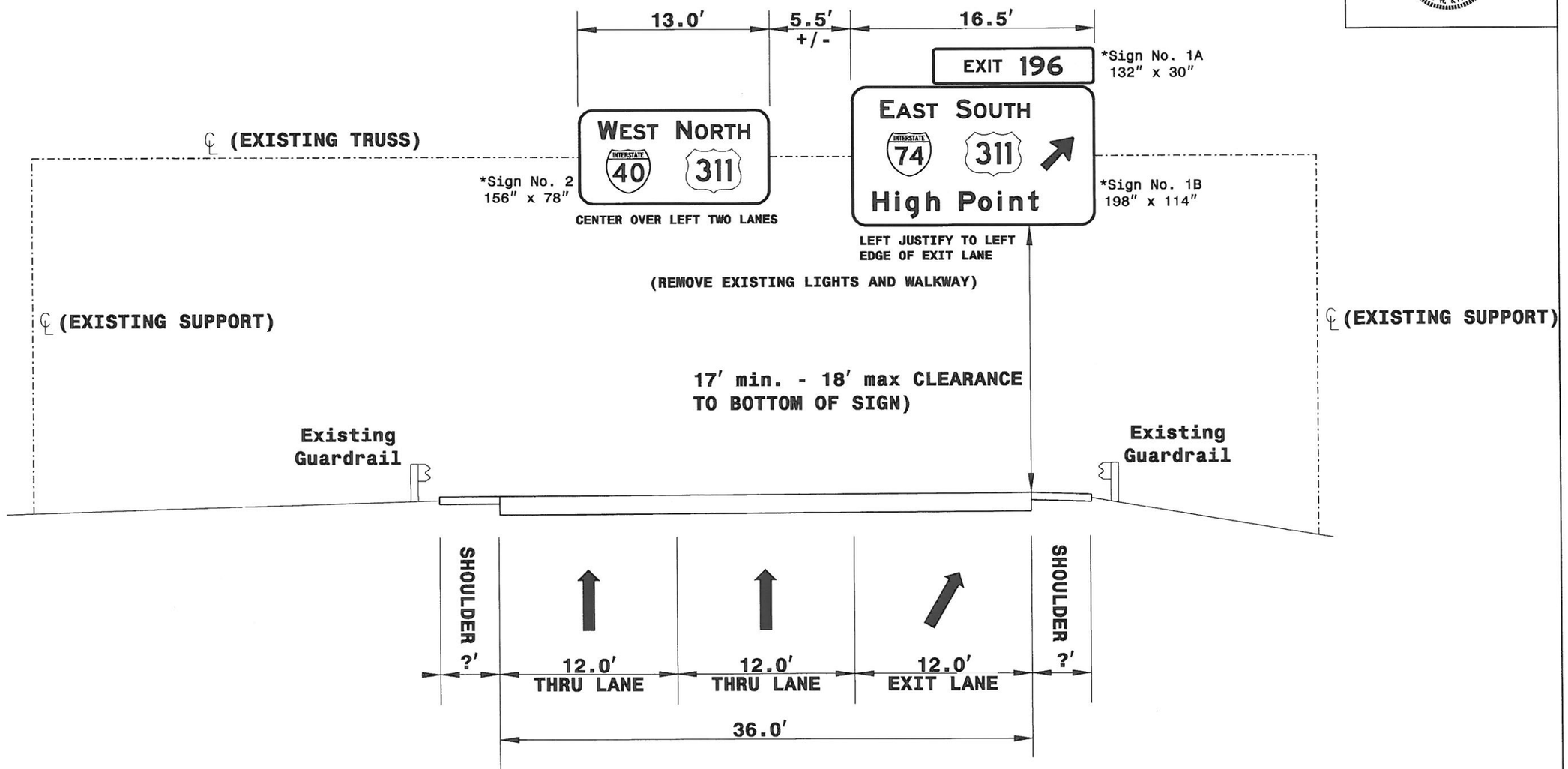

See Standard Specification 904-3(B)(3) for "Design and Furnish" requirement for new stringers and mounting hardware for installing new signs on existing overhead supports.

EXISTING OVERHEAD SIGN
STRUCTURE "AA"
I-40WB @ I-74EB /US 311SB
Exit #196

TIP NO.	SHEET NO.
I-5511	SIGN-5B

APPROVED: 2/7/14

DATE:

SEAL

NORTH CAROLINA PROFESSIONAL SEAL 022959 ENGINEER RONALD W. KING

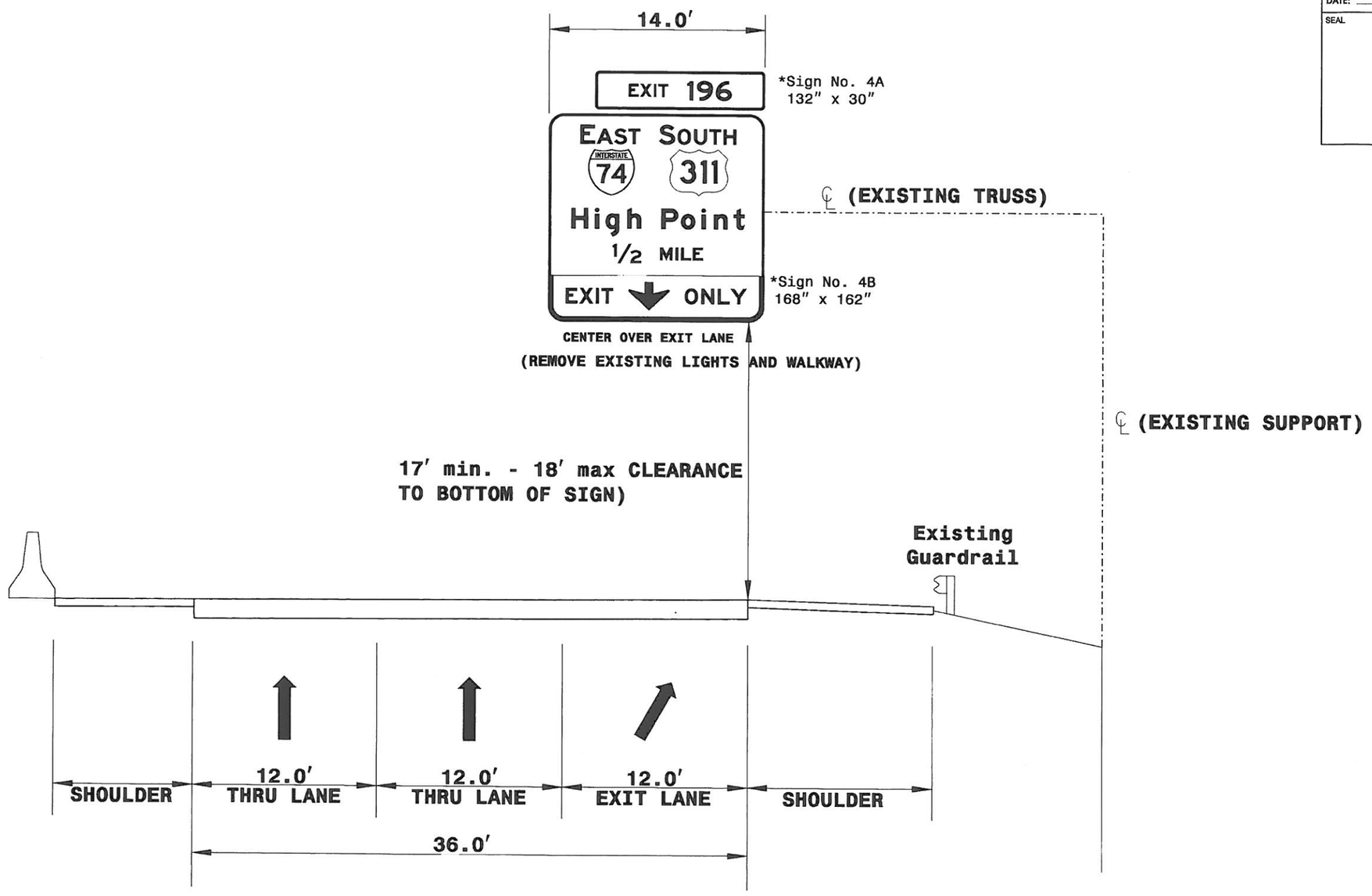

See Standard Specification 904-3(B)(3) for "Design and Furnish" requirement for new stringers and mounting hardware for installing new signs on existing overhead supports.

EXISTING OVERHEAD SIGH
STRUCTURE "BB"
I-40EB, ½ Mile in Advance
of Exit #196

TIP NO.	SHEET NO.
9.103432	SIGN-5C

APPROVED: RWK 2/7/14

DATE:

SEAL

NORTH CAROLINA PROFESSIONAL SEAL 022959 ENGINEER RONALD W. KING

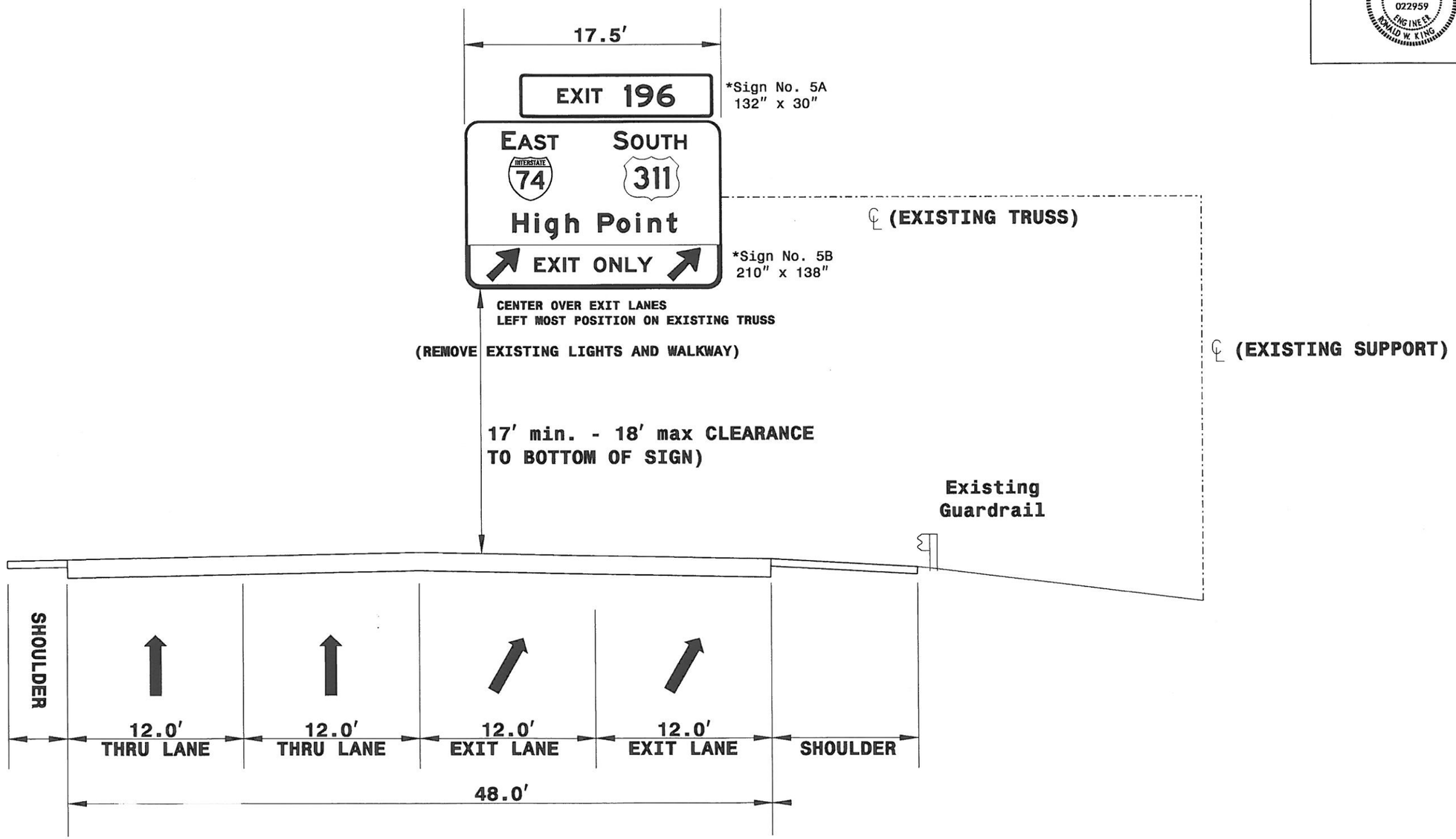

See Standard Specification 904-3(B)(3) for "Design and Furnish" requirement for new stringers and mounting hardware for installing new signs on existing overhead supports.

EXISTING OVERHEAD SIGN
STRUCTURE "CC"
I-40EB @ I-74EB /US 311SB
Exit #196

TIP NO.	SHEET NO.
I-5511	SIGN-5D

APPROVED: [signature]

DATE: 12/7/14

SEAL

NORTH CAROLINA PROFESSIONAL SEAL 022959 ENGINEER RONALD W. KING

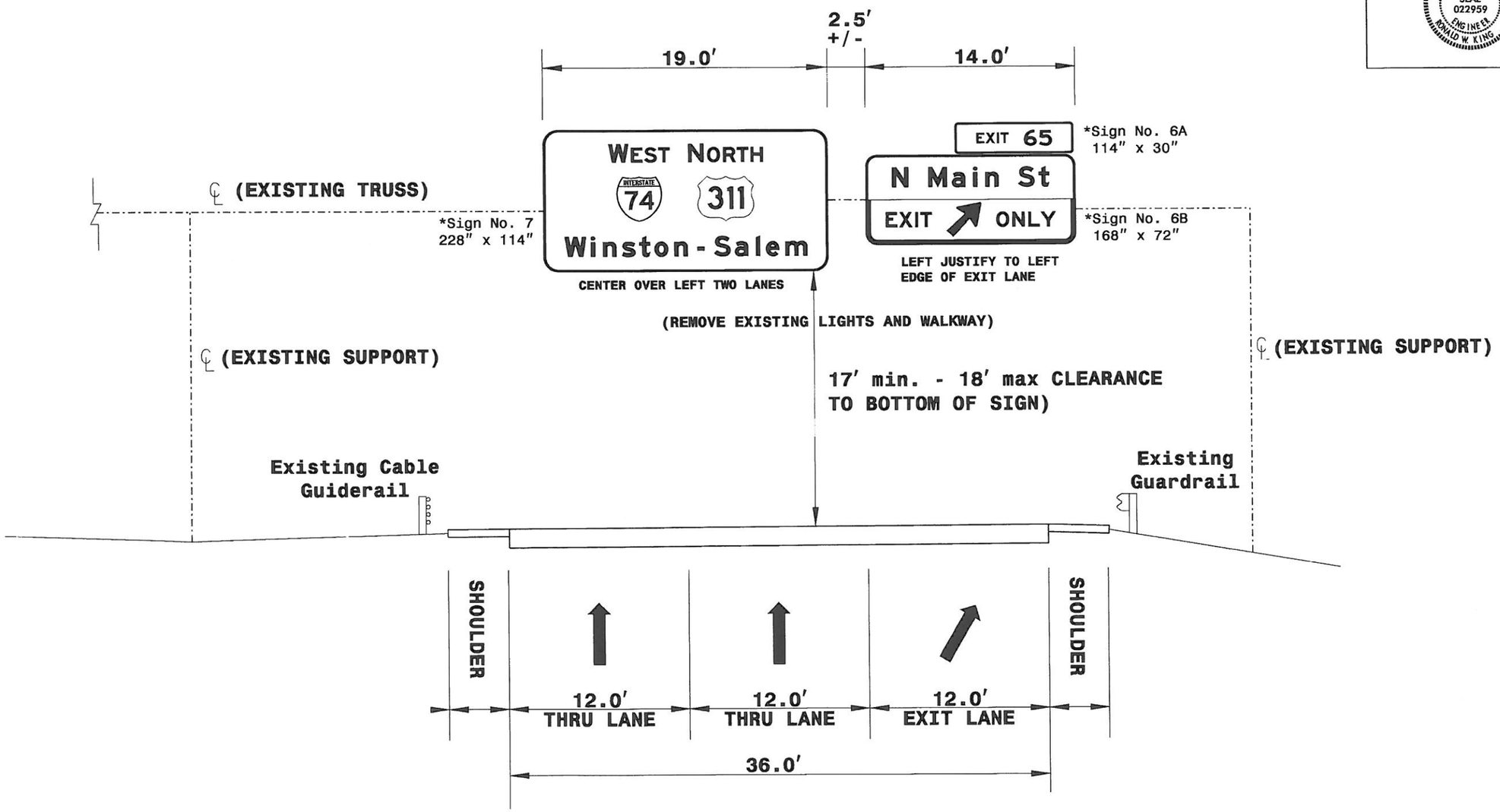

See Standard Specification 904-3(B)(3) for "Design and Furnish" requirement for new stringers and mounting hardware for installing new signs on existing overhead supports.

EXISTING OVERHEAD SIGN
STRUCTURE "DD"
I-74WB /US 311NB @ N MAIN ST
Exit #65

TIP NO.	SHEET NO.
I-5511	SIGN-6

APPROVED: RWK
DATE: 2/7/14

SEAL

NORTH CAROLINA PROFESSIONAL SEAL 022959 ENGINEER RONALD W. KING

SIGN NUMBER: 1A,3A,4A,5A
TYPE: B
QUANTITY: 4
SIGN WIDTH: 11'-0"
HEIGHT: 2'-6"
TOTAL AREA: 27.5 Sq.Ft.
BORDER TYPE: FLUSH
RECESS: 0"
WIDTH: 2"
RADII: 3.25"
NO. Z BARS: 2
LENGTH: 124.0

BACKG COLOR: Green
COPY COLOR: White

SYMBOL	X	Y	WID	HT

MAT'L: 0.125" (3.2 mm) ALUMINUM

USE NOTES:

1. Legend and border (except those that are colored black) shall be direct applied Grade A sheeting.
2. Background shall be Grade C reflective sheeting.

DESIGN BY: J. Hambright CHECKED BY: S. Kunz DIV: 9 DATE: May 13, 2013
PROJECT ID: I-5511

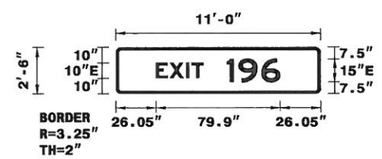

Spacing Factor is 1 unless specified otherwise

LETTER POSITIONS

Letter spacings are to start of next letter

												Series/Size Text Length
		E	X	I	T		1	9	6			E 2000
	26	8.9	10.7	3.5	7.5	15	7.5	14.7	12.2	26		80

FILENAME: Title Sheet and Sign designs

NORTH CAROLINA D.O.T. SIGN DETAIL

SIGN NUMBER: 101A,102A
TYPE: B
QUANTITY: 2
SIGN WIDTH: 11'-0"
HEIGHT: 2'-6"
TOTAL AREA: 27.5 Sq.Ft.
BORDER TYPE: FLUSH
RECESS: 0"
WIDTH: 2"
RADII: 3.25"
NO. Z BARS: 2
LENGTH: 124.0

BACKG COLOR: Green
COPY COLOR: White

SYMBOL	X	Y	WID	HT

MAT'L: 0.125" (3.2 mm) ALUMINUM

USE NOTES:

1. Legend and border (except those that are colored black) shall be direct applied Grade C sheeting.
2. Background shall be Grade C reflective sheeting.

DESIGN BY: J. Hambright CHECKED BY: S. Kunz DIV: 9 DATE: May 13, 2013
PROJECT ID: I-5511

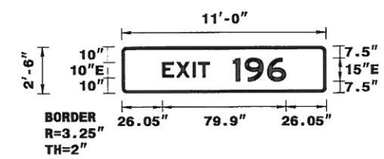

Spacing Factor is 1 unless specified otherwise

LETTER POSITIONS

Letter spacings are to start of next letter

												Series/Size Text Length
		E	X	I	T		1	9	6			E 2000
	26	8.9	10.7	3.5	7.5	15	7.5	14.7	12.2	26		80

FILENAME: Title Sheet and Sign designs

NORTH CAROLINA D.O.T. SIGN DETAIL

SIGN NUMBER: 101B
TYPE: A
QUANTITY: 1
SIGN WIDTH: 14'-0"
HEIGHT: 10'-6"
TOTAL AREA: 147.0 Sq.Ft.
BORDER TYPE: FLUSH
RECESS: 0"
WIDTH: 2"
RADII: 12"
NO. Z BARS: 3
LENGTH: 160.0

BACKG COLOR: Green
COPY COLOR: White

SYMBOL	X	Y	WID	HT
M1_1	29.7	57.6	36	36
M1_4	93.3	57.6	45	36

MAT'L: 0.125" (3.2 mm) ALUMINUM

USE NOTES:

1. Legend and border (except those that are colored black) shall be direct applied Grade C sheeting.
2. Background shall be Grade C reflective sheeting.
3. Shields and A, B, and C type arrows shall be on 0.032" (0.8mm) aluminum and demountable.

DESIGN BY: J. Hambright CHECKED BY: S. Kunz DIV: 9 DATE: Feb 06, 2014
PROJECT ID: I-5511

NOTE: Signs will be field drilled

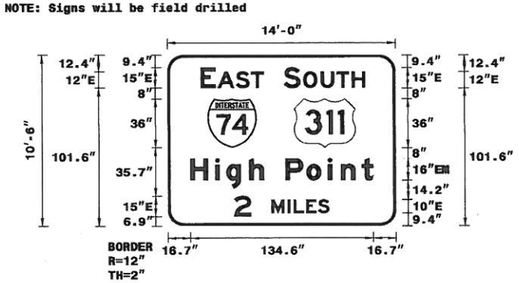

Spacing Factor is 1 unless specified otherwise

LETTER POSITIONS

Letter spacings are to start of next letter

												Series/Size Text Length
		E		A	S	T						E 2000
	24.5	11.3	1.5	13.6	11	9	97.1					46.4
		S		O	U	T	H					E 2000
	85.9	12.2	2.2	12.8	11.8	11	9.7	22.3				59.8
		H	i	g	h		P	o	i	n	t	EM 2000
	16.7	18.4	8.2	17	10.6	16	15.4	15.8	9.6	15.4	8.3	134.6
		2		M	I	L	E	S				E 2000
	40.1	12.2	15	12	4.4	9.2	8.9	8.1	49.1			69.8

FILENAME: Sign designs

NORTH CAROLINA D.O.T. SIGN DETAIL

SIGN NUMBER: 102B
TYPE: A
QUANTITY: 1
SIGN WIDTH: 14'-0"
HEIGHT: 10'-6"
TOTAL AREA: 147.0 Sq.Ft.
BORDER TYPE: FLUSH
RECESS: 0"
WIDTH: 2"
RADII: 12"
NO. Z BARS: 3
LENGTH: 160.0

BACKG COLOR: Green
COPY COLOR: White

SYMBOL	X	Y	WID	HT
M1_1	29.7	57.6	36	36
M1_4	93.3	57.6	45	36

MAT'L: 0.125" (3.2 mm) ALUMINUM

USE NOTES:

1. Legend and border (except those that are colored black) shall be direct applied Grade C sheeting.
2. Background shall be Grade C reflective sheeting.
3. Shields and A, B, and C type arrows shall be on 0.032" (0.8mm) aluminum and demountable.

DESIGN BY: J. Hambright CHECKED BY: S. Kunz DIV: 9 DATE: Feb 06, 2014
PROJECT ID: I-5511

NOTE: Signs will be field drilled

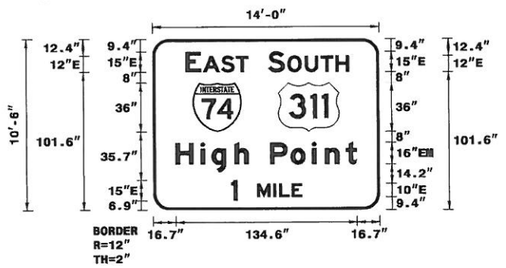

Spacing Factor is 1 unless specified otherwise

LETTER POSITIONS

Letter spacings are to start of next letter

												Series/Size Text Length
		E		A	S	T						E 2000
	24.5	11.3	1.5	13.6	11	9	97.1					46.4
		S		O	U	T	H					E 2000
	85.9	12.2	2.2	12.8	11.8	11	9.7	22.3				59.8
		H	i	g	h		P	o	i	n	t	EM 2000
	16.7	18.4	8.2	17	10.6	16	15.4	15.8	9.6	15.4	8.3	134.6
		1		M	I	L	E					E 2000
	57.7	4.5	15	12	4.4	9.2	7.6	57.7				52.6

FILENAME: Sign designs

NORTH CAROLINA D.O.T. SIGN DETAIL

TYPE "A" & "B" SIGNS

07-FEB-2014 14:41
S:\STD\Cen\Ital\JAMES\I-74 Corridor Project\Sign designs.dgn
scoldmon

TIP NO.	SHEET NO.
I-5511	SIGN-6A

APPROVED: RAW
DATE: 2/7/14

SEAL

NORTH CAROLINA PROFESSIONAL SEAL 022959 ENGINEER RONALD W. KING

SIGN NUMBER: 18
TYPE: A
QUANTITY: 1
SIGN WIDTH: 16'-6"
HEIGHT: 9'-0"
TOTAL AREA: 148.5 Sq.Ft.
BORDER TYPE: FLUSH
RECESS: 0"
WIDTH: 2"
RADII: 12"
NO. Z BARS: 3
LENGTH: 190.0

BACKG COLOR: Green
COPY COLOR: White

SYMBOL	X	Y	WID	HT
AR_Type A	154.2	40.9	22.2	35
H1_1	28.2	39.1	36	36
H1_4	91.8	39.1	45	36

MAT'L: 0.125" (3.2 mm) ALUMINUM

USE NOTES:

1. Legend and border (except those that are colored black) shall be direct applied Grade A sheeting.
2. Background shall be Grade C reflective sheeting.
3. Shields and A, B, and C type arrows shall be on 0.032" (0.8mm) aluminum and demountable.

DESIGN BY: J. Hambright CHECKED BY: S. Kunz DIV: 9 DATE: Feb 05, 2014
PROJECT ID: I-5511

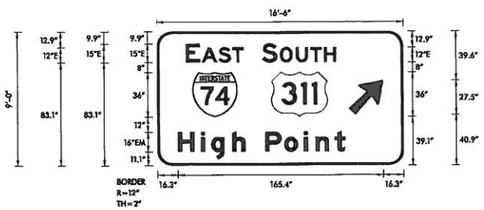

Spacing Factor is 1 unless specified otherwise

LETTER POSITIONS

Letter spacings are to start of next letter

																												Series/Size Text Length
		E		A	S	T																						E 2000
	23	11.3	1.5	13.6	11	9	28.6																					46.4
		S		O	U	T	H																					E 2000
	84.4	12.2	2.2	12.8	11.6	11	9.7	53.8																				59.8
		H	i	g	h		P	o	i	n	t																	EH 2000
	16.3	18.4	8.2	17	10.6	16	15.4	15.8	9.6	15.4	8.3	47.1																134.6

FILENAME: Sign designs
NORTH CAROLINA D.O.T. SIGN DETAIL

SIGN NUMBER: 2
TYPE: A
QUANTITY: 1
SIGN WIDTH: 13'-0"
HEIGHT: 6'-6"
TOTAL AREA: 84.5 Sq.Ft.
BORDER TYPE: FLUSH
RECESS: 0"
WIDTH: 2"
RADII: 12"
NO. Z BARS: 2
LENGTH: 148.0

BACKG COLOR: Green
COPY COLOR: White

SYMBOL	X	Y	WID	HT
H1_1	22.5	9.5	36	36
H1_4	87.4	9.5	45	36

MAT'L: 0.125" (3.2 mm) ALUMINUM

USE NOTES:

1. Legend and border (except those that are colored black) shall be direct applied Grade C sheeting.
2. Background shall be Grade C reflective sheeting.
3. Shields and A, B, and C type arrows shall be on 0.032" (0.8mm) aluminum and demountable.

DESIGN BY: J. Hambright CHECKED BY: S. Kunz DIV: 9 DATE: Jan 14, 2014
PROJECT ID: I-5511

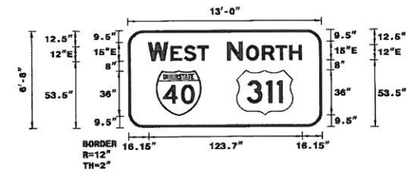

Spacing Factor is 1 unless specified otherwise

LETTER POSITIONS

Letter spacings are to start of next letter

																												Series/Size Text Length
		W		E	S	T																						E 2000
	16.1	19.9	2.2	16.7	11	9	31.1																					48.8
		N		O	R	T	H																					E 2000
	79.9	12.2	3.1	12.8	11	11	9.7	16.1																				59.9

FILENAME: Sign designs
NORTH CAROLINA D.O.T. SIGN DETAIL

SIGN NUMBER: 103
TYPE: A
QUANTITY: 1
SIGN WIDTH: 10'-6"
HEIGHT: 7'-0"
TOTAL AREA: 73.5 Sq.Ft.
BORDER TYPE: FLUSH
RECESS: 0"
WIDTH: 2"
RADII: 12"
NO. Z BARS: 2
LENGTH: 118.0

BACKG COLOR: Green
COPY COLOR: White

SYMBOL	X	Y	WID	HT
H1_1	61.4	37.3	36	36

MAT'L: 0.125" (3.2 mm) ALUMINUM

USE NOTES:

1. Legend and border (except those that are colored black) shall be direct applied Grade C sheeting.
2. Background shall be Grade C reflective sheeting.
3. Shields and A, B, and C type arrows shall be on 0.032" (0.8mm) aluminum and demountable.

DESIGN BY: J. Hambright CHECKED BY: S. Kunz DIV: 9 DATE: May 13, 2013
PROJECT ID: I-5511

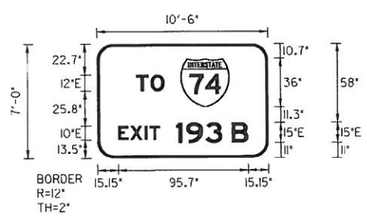

Spacing Factor is 1 unless specified otherwise

LETTER POSITIONS

Letter spacings are to start of next letter

																												Series/Size Text Length
		T	O																									E 2000
	28.6	10.7	10.1	76.6																								20.8
		E	X	I	T		1	9	3		B																	E 2000
	13.2	8.9	10.7	3.5	7.5	12	7.5	14.3	12.2	7	12.2	15.2																98.7

FILENAME: Title Sheet and Sign designs
NORTH CAROLINA D.O.T. SIGN DETAIL

SIGN NUMBER: 105
TYPE: A
QUANTITY: 1
SIGN WIDTH: 10'-6"
HEIGHT: 7'-0"
TOTAL AREA: 73.5 Sq.Ft.
BORDER TYPE: FLUSH
RECESS: 0"
WIDTH: 2"
RADII: 12"
NO. Z BARS: 2
LENGTH: 118.0

BACKG COLOR: Green
COPY COLOR: White

SYMBOL	X	Y	WID	HT
H1_1	61.4	37.3	36	36

MAT'L: 0.125" (3.2 mm) ALUMINUM

USE NOTES:

1. Legend and border (except those that are colored black) shall be direct applied Grade C sheeting.
2. Background shall be Grade C reflective sheeting.
3. Shields and A, B, and C type arrows shall be on 0.032" (0.8mm) aluminum and demountable.

DESIGN BY: J. Hambright CHECKED BY: S. Kunz DIV: 9 DATE: May 13, 2013
PROJECT ID: I-5511

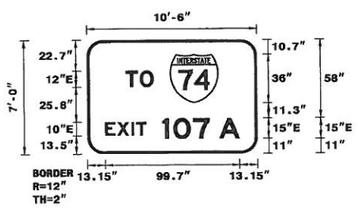

Spacing Factor is 1 unless specified otherwise

LETTER POSITIONS

Letter spacings are to start of next letter

																												Series/Size Text Length
		T	O																									E 2000
	28.6	10.7	10.1	76.6																								20.8
		E	X	I	T		1	0	7		A																	E 2000
	13.2	8.9	10.7	3.5	7.5	12	8	14.7	12.2	7	15.3	13.2																99.7

FILENAME: Title Sheet and Sign designs
NORTH CAROLINA D.O.T. SIGN DETAIL

TYPE "A" & "B" SIGNS

07-FEB-2014 14:45
S:\EBU\Central\JAMES\I-74 Corridor Project\Sign designs.dgn
scoleman AT TE27532

TIP NO.	SHEET NO.
I-5511	SIGN-6B

APPROVED: _____

DATE: 12/7/14

SEAL

NORTH CAROLINA PROFESSIONAL SEAL 022959 ENGINEER RONALD W. KING

SIGN NUMBER: 104B
TYPE: A
QUANTITY: 1
SIGN WIDTH: 26'-6"
HEIGHT: 11'-0"
TOTAL AREA: 291.5 Sq.Ft.
BORDER TYPE: FLUSH
RECESS: 0"
WIDTH: 2"
RADII: 12"
NO. Z BARS: 3
LENGTH: 310.0

BACKG COLOR: Green / Blue
COPY COLOR: White

SYMBOL	X	Y	WID	HT

MAT'L: 0.125" (3.2 mm) ALUMINUM

USE NOTES:

1. Legend and border (except those that are colored black) shall be direct applied Grade C sheeting.
2. Background shall be Grade C reflective sheeting.

DESIGN BY: J. Hambright CHECKED BY: S. Kunz DIV: 9 DATE: Aug 14, 2013
PROJECT ID: I-5511

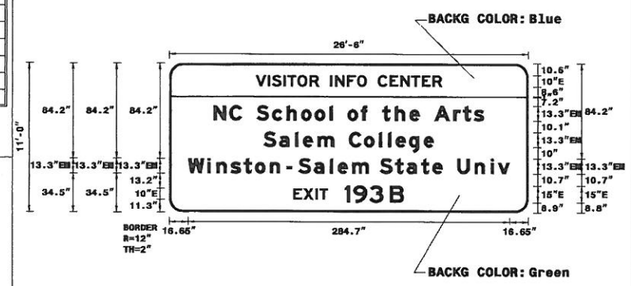

Spacing Factor is 1 unless specified otherwise

LETTER POSITIONS

Letter spacings are to start of next letter

																											Series/Size Text Length
	V	I	S	I	T	O	R		I	N	F	O		C	E	N	T	E	R								E 2000
76.6	10.9	3.8	10.1	3.5	8.9	10.7	8.1	10	4.4	10.7	8.9	8.4	10	10.4	9.5	9.8	9.2	9.5	8.1	76.5							164.9
	N	C		S	c	h	o	o	l		o	f		t	h	e		A	r	t	s						EM 2000
39.4	14	10.8	13.3	13.7	12.9	12.9	12	13.2	2.7	13.3	11.8	5.6	13.3	11.2	12.9	8.8	13.3	16.6	8.5	9.7	8.8	39.4					239.1
	S	a	l	e	m		C	o	l	l	e	g	e														EM 2000
83.8	13.7	14.1	6.8	12.9	14.7	13.3	13.3	13.2	8	6.8	11.7	12.9	8.8	83.8													150.4
	W	i	n	s	t	o	n		-		S	a	l	e	m		S	t	a	t	e		U	n	i	v	EM 2000
16.7	17.3	8	12.6	11.6	10	13.2	8.8	6	4.7	6	13.7	14.1	6.8	12.9	14.6	10	13.6	10	12.8	10	8.8	13.3	15.3	14.1	5.5	10.2	16.7284.7
	E	X	I	T		1	9	3		B																	E 2000
110.2	8.9	10.7	3.5	7.5	15	7.5	14.3	12.2	6	12.2	10.2																97.7

FILENAME: Sign designs

NORTH CAROLINA D.O.T. SIGN DETAIL

SIGN NUMBER: 104A
TYPE: B
QUANTITY: 1
SIGN WIDTH: 4'-0"
HEIGHT: 4'-0"
TOTAL AREA: 16.0 Sq.Ft.
BORDER TYPE: FLUSH
RECESS: 0"
WIDTH: 1"
RADII: 3"
NO. Z BARS: 2
LENGTH: 40.0

BACKG COLOR: Green
COPY COLOR: White

SYMBOL	X	Y	WID	HT
Airport	4.4	4	39.1	40

MAT'L: 0.125" (3.2 mm) ALUMINUM

USE NOTES:

1. Legend and border (except those that are colored black) shall be direct applied Grade C sheeting.
2. Background shall be Grade C reflective sheeting.

DESIGN BY: J. Hambright CHECKED BY: S. Kunz DIV: 9 DATE: Oct 15, 2013
PROJECT ID: I-5511

NOTE: MUTCD Sign #I-5

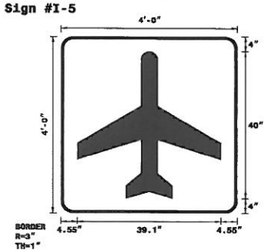

FILENAME: Sign designs

NORTH CAROLINA D.O.T. SIGN DETAIL

SIGN NUMBER: 5B
TYPE: A
QUANTITY: 1
SIGN WIDTH: 17'-6"
HEIGHT: 11'-6"
TOTAL AREA: 201.3 Sq.Ft.
BORDER TYPE: FLUSH
RECESS: 0"
WIDTH: 2"
RADII: 12"
NO. Z BARS: 3
LENGTH: 202.0

BACKG COLOR: Green
COPY COLOR: White

SYMBOL	X	Y	WID	HT
M1_1	35.8	72.3	36	36
M1_4	130.4	72.3	45	36
AR_Type A	17.2	6.2	22.2	35
AR_Type A	165.3	6.2	22.2	35

MAT'L: 0.125" (3.2 mm) ALUMINUM

USE NOTES:

1. Legend and border (except those that are colored black) shall be direct applied Grade A sheeting.
2. Background shall be Grade C reflective sheeting.
3. Shields and A, B, and C type arrows shall be on 0.032" (0.8mm) aluminum and demountable.
4. Bottom panel shall be yellow Grade C sheeting. Legend shall be direct applied, black, non-reflective sheeting. Yellow panel is: 210" x 36" (Border Type: Recessed, Recess= 2", Width= 2", Radii= 12")

DESIGN BY: J. Hambright CHECKED BY: S. Kunz DIV: 9 DATE: Oct 01, 2013
PROJECT ID: I-5511

Spacing Factor is 1 unless specified otherwise

LETTER POSITIONS

Letter spacings are to start of next letter

																											Series/Size Text Length
	E		A	S	T																						E 2000
30.6	11.3	1.5	13.6	11	9	133																					46.4
	S		O	U	T	H																					E 2000
121.9	12.2	2.2	12.8	11.6	11	9.7	28.3																				59.8
	H	i	g	h		P	o	i	n	t																	EM 2000
38.6	18.4	8.2	17	10.6	16	15.4	15.8	9.8	15.4	8.3	36.8																134.6
	E	X	I	T		O	N	L	Y																		E 2000
56.7	10.7	12.8	4.2	9	12	12.8	12.8	10	12.2	56.7																	96.6

FILENAME: Sign designs

NORTH CAROLINA D.O.T. SIGN DETAIL

TYPE "A" & "B" SIGNS

07-FEB-2014 14:45
S:\SEDA\Central\JAMES\I-74 Corridor Project\Sign designs.dgn
scolemon AT 1=275312

TIP NO.	SHEET NO.
I-5511	SIGN-6C

APPROVED: 2/7/14

DATE:

SEAL

NORTH CAROLINA PROFESSIONAL SEAL 022959 ENGINEER RONALD W. KING

SIGN NUMBER: 3B
TYPE: A
QUANTITY: 1
SIGN WIDTH: 14'-0"
HEIGHT: 14'-6"
TOTAL AREA: 203.0 Sq.Ft.
BORDER TYPE: FLUSH
RECESS: 0"
WIDTH: 2"
RADII: 12"
NO. Z BARS: 5
LENGTH: 160.0

BACKG COLOR: Green
COPY COLOR: White

SYMBOL	X	Y	WID	HT
M1_1	30.8	103	36	36
M1_4	84.4	103	45	36
ARDOWN	82.4	9	32	22

MAT'L: 0.125" (3.2 mm) ALUMINUM

USE NOTES:

1. Legend and border (except those that are colored black) shall be direct applied Grade A sheeting.
2. Background shall be Grade C reflective sheeting.
3. Shields and A, B, and C type arrows shall be on 0.032" (0.8mm) aluminum and demountable.
4. Bottom panel shall be yellow Grade C sheeting. Legend shall be direct applied, black, non-reflective sheeting. Yellow panel is: 168" x 36" (Border Type: Recessed, Recess= 2", Width= 2", Radii= 12")

DESIGN BY: J. Hambright CHECKED BY: S. Kunz DIV: 9 DATE: Jul 23, 2013
PROJECT ID: I-5511

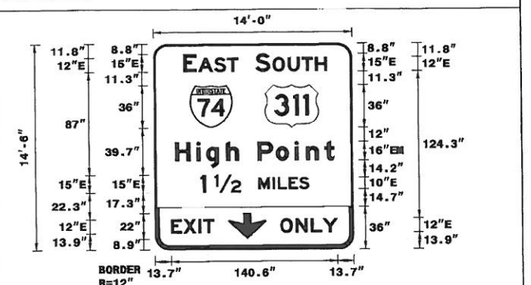

Spacing Factor is 1 unless specified otherwise

LETTER POSITIONS

Letter spacings are to start of next letter

																																				Series/Size Text Length
		E		A	S	T																														E 2000 46.4
	26.6	11.3	1.5	13.6	11	9	96																													
		S		O	U	T	H																													E 2000 59.8
	87	12.2	2.2	12.8	11.8	11	9.7	21.2																												
		H	i	g	h		P	o	i	n	t																									EM 2000 134.8
	17.8	18.4	8.2	17	10.6	16	15.4	15.8	9.6	15.4	8.3	15.6																								
		1		1/2		M	I	L	E	S																										E 2000 91.6
	39.3	4.5	7.6	22	15	12	4.4	9.2	8.9	8.1	37.1																									
		E	X	I	T																															E 2000 36.7
	13.7	10.7	12.8	4.2	9	117.6																														
		O	N	L	Y																															E 2000 47.9
	106.4	12.8	12.8	10	12.2	13.7																														

FILENAME: Sign designs

NORTH CAROLINA D.O.T. SIGN DETAIL

SIGN NUMBER: 4B
TYPE: A
QUANTITY: 1
SIGN WIDTH: 14'-0"
HEIGHT: 13'-6"
TOTAL AREA: 189.0 Sq.Ft.
BORDER TYPE: FLUSH
RECESS: 0"
WIDTH: 2"
RADII: 12"
NO. Z BARS: 4
LENGTH: 160.0

BACKG COLOR: Green
COPY COLOR: White

SYMBOL	X	Y	WID	HT
M1_1	29.7	96.3	36	36
M1_4	93.3	96.3	45	36
ARDOWN	62.4	8	32	22

MAT'L: 0.125" (3.2 mm) ALUMINUM

USE NOTES:

1. Legend and border (except those that are colored black) shall be direct applied Grade A sheeting.
2. Background shall be Grade C reflective sheeting.
3. Shields and A, B, and C type arrows shall be on 0.032" (0.8mm) aluminum and demountable.
4. Bottom panel shall be yellow Grade C sheeting. Legend shall be direct applied, black, non-reflective sheeting. Yellow panel is: 168" x 36" (Border Type: Recessed, Recess= 2", Width= 2", Radii= 12")

DESIGN BY: J. Hambright CHECKED BY: S. Kunz DIV: DIV DATE: Feb 06, 2014
PROJECT ID: I-5511

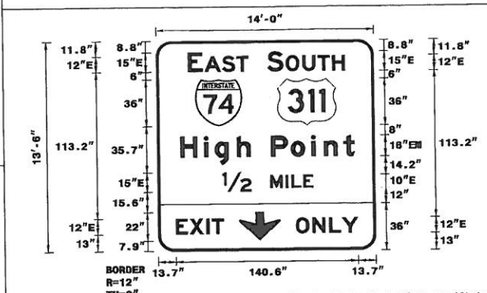

Spacing Factor is 1 unless specified otherwise

LETTER POSITIONS

Letter spacings are to start of next letter

																																				Series/Size Text Length
		E		A	S	T																														E 2000 46.4
	24.6	11.3	1.5	13.6	11	9	97.1																													
		S		O	U	T	H																													E 2000 59.8
	85.9	12.2	2.2	12.8	11.8	11	9.7	22.3																												
		H	i	g	h		P	o	i	n	t																									EM 2000 134.8
	17.8	18.4	8.2	17	10.6	16	15.4	15.8	9.6	15.4	8.3	15.6																								
		1/2		M	I	L	E																													E 2000 78.1
	50.1	22	15	12	4.4	9.2	7.5	47.8																												
		E	X	I	T																															E 2000 36.7
	13.7	10.7	12.8	4.2	9	117.6																														
		O	N	L	Y																															E 2000 47.9
	106.4	12.8	12.8	10	12.2	13.7																														

FILENAME: Sign designs

NORTH CAROLINA D.O.T. SIGN DETAIL

SIGN NUMBER: 106,107,108,109
TYPE: A
QUANTITY: 4
SIGN WIDTH: 13'-0"
HEIGHT: 6'-6"
TOTAL AREA: 84.5 Sq.Ft.
BORDER TYPE: FLUSH
RECESS: 0"
WIDTH: 2"
RADII: 12"
NO. Z BARS: 2
LENGTH: 148.0

BACKG COLOR: Green
COPY COLOR: White

SYMBOL	X	Y	WID	HT
M1_1	22.5	7.8	36	36
M1_4	87.4	7.8	45	36

MAT'L: 0.125" (3.2 mm) ALUMINUM

USE NOTES:

1. Legend and border (except those that are colored black) shall be direct applied Grade C sheeting.
2. Background shall be Grade C reflective sheeting.
3. Shields and A, B, and C type arrows shall be on 0.032" (0.8mm) aluminum and demountable.

DESIGN BY: J. Hambright CHECKED BY: S. Kunz DIV: 9 DATE: Feb 06, 2014
PROJECT ID: I-5511

NOTE: Signs will be field drilled

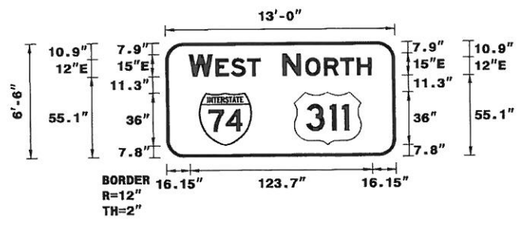

Spacing Factor is 1 unless specified otherwise

LETTER POSITIONS

Letter spacings are to start of next letter

																																				Series/Size Text Length
		W		E	S	T																														E 2000 48.8
	16.1	15.9	2.2	10.7	11	9	91.1																													
		N		O	R	T	H																													E 2000 59.9
	79.9	12.2	3.1	12.8	11	11	9.7	16.1																												

FILENAME: Sign designs

NORTH CAROLINA D.O.T. SIGN DETAIL

SIGN NUMBER: 110,111,112,113
TYPE: A
QUANTITY: 4
SIGN WIDTH: 13'-0"
HEIGHT: 6'-6"
TOTAL AREA: 84.5 Sq.Ft.
BORDER TYPE: FLUSH
RECESS: 0"
WIDTH: 2"
RADII: 12"
NO. Z BARS: 2
LENGTH: 148.0

BACKG COLOR: Green
COPY COLOR: White

SYMBOL	X	Y	WID	HT
M1_1	22.5	7.8	36	36
M1_4	86.1	7.8	45	36

MAT'L: 0.125" (3.2 mm) ALUMINUM

USE NOTES:

1. Legend and border (except those that are colored black) shall be direct applied Grade C sheeting.
2. Background shall be Grade C reflective sheeting.
3. Shields and A, B, and C type arrows shall be on 0.032" (0.8mm) aluminum and demountable.

DESIGN BY: J. Hambright CHECKED BY: S. Kunz DIV: 9 DATE: Feb 06, 2014
PROJECT ID: I-5511

NOTE: Signs will be field drilled

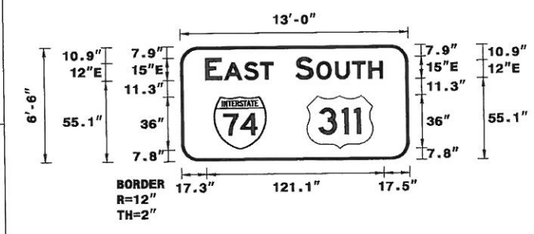

Spacing Factor is 1 unless specified otherwise

LETTER POSITIONS

Letter spacings are to start of next letter

																																				Series/Size Text Length
		E		A	S	T																														E 2000 46.4
	17.3	11.3	1.5	13.6	11	9	92.3																													
		S		O	U	T	H																													E 2000 59.8
	78.7	12.2	2.3	12.8	11.8	11	9.7	17.5																												

FILENAME: Sign designs

NORTH CAROLINA D.O.T. SIGN DETAIL

TYPE "A" & "B" SIGNS

07-FEB-2014 14:45
S:\Roadway\Signs\JAMES\I-74 Corridor Project\Sign designs.dgn
scoleman AT_TE275312

TIP NO.	SHEET NO.
9.103432	SIGN-6D

APPROVED: 2/7/14

DATE:

SEAL

NORTH CAROLINA PROFESSIONAL SEAL 022959 ENGINEER RONALD W. KING

SIGN NUMBER: 6A
TYPE: B
QUANTITY: 1
SIGN WIDTH: 9'-6"
HEIGHT: 2'-6"
TOTAL AREA: 23.8 Sq.Ft.
BORDER TYPE: FLUSH
RECESS: 0"
WIDTH: 2"
RADII: 3.25"
NO. Z BARS: 2
LENGTH: 106.0

BACKG COLOR: Green
COPY COLOR: White

SYMBOL	X	Y	WID	HT

MAT'L: 0.125" (3.2 mm) ALUMINUM

DESIGN BY: J. Hambright CHECKED BY: S. Kunz DIV: 9 DATE: Jan 24, 2014
PROJECT ID: I-5511

USE NOTES:

1. Legend and border (except those that are colored black) shall be direct applied Grade A sheeting.
2. Background shall be Grade C reflective sheeting.
3. Shields and A, B, and C type arrows shall be on 0.032" (0.8mm) aluminum and demountable.

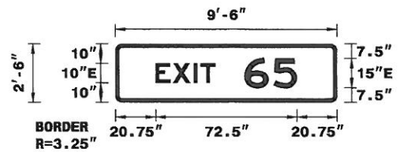

Spacing Factor is 1 unless specified otherwise

LETTER POSITIONS

Letter spacings are to start of next letter

																												Series/Size Text Length
		E	X	I	T		6	5																				E 2000
	20.8	8.9	10.7	3.5	7.5	15	14.7	12.2	20.8																			72.5

FILENAME: Sign designs

NORTH CAROLINA D.O.T. SIGN DETAIL

SIGN NUMBER: 6B
TYPE: A
QUANTITY: 1
SIGN WIDTH: 14'-0"
HEIGHT: 6'-0"
TOTAL AREA: 84.0 Sq.Ft.
BORDER TYPE: FLUSH
RECESS: 0"
WIDTH: 2"
RADII: 9"
NO. Z BARS: 2
LENGTH: 160.0

BACKG COLOR: Green
COPY COLOR: White

SYMBOL	X	Y	WID	HT
AR_Type A	64.7	6.2	22.2	35

MAT'L: 0.125" (3.2 mm) ALUMINUM

DESIGN BY: J. Hambright CHECKED BY: S. Kunz DIV: 9 DATE: Feb 04, 2014
PROJECT ID: I-5511

USE NOTES:

1. Legend and border (except those that are colored black) shall be direct applied Grade A sheeting.
2. Background shall be Grade C reflective sheeting.
3. Shields and A, B, and C type arrows shall be on 0.032" (0.8mm) aluminum and demountable.
4. Bottom panel shall be yellow Grade C sheeting. Legend shall be direct applied, black, non-reflective sheeting. Yellow panel is: 168" x 36" (Border Type: Recessed, Recess= 2", Width= 2", Radii= 7")

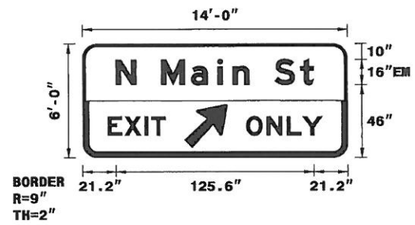

Spacing Factor is 1 unless specified otherwise

LETTER POSITIONS

Letter spacings are to start of next letter

																												Series/Size Text Length
		N		M	a	i	n		S	t																		EM 2000
	21.2	13	16	18.9	17	9.6	10.6	16	16.3	8.3	21.2																	125.6
		E	X	I	T																							E 2000
	16	10.7	12.8	4.2	9	15.3																						36.7
		O	N	L	Y																							E 2000
	104.2	12.8	12.8	10	12.2	15.9																						47.9

FILENAME: Sign designs

NORTH CAROLINA D.O.T. SIGN DETAIL

SIGN NUMBER: 7
TYPE: A
QUANTITY: 1
SIGN WIDTH: 19'-0"
HEIGHT: 9'-6"
TOTAL AREA: 180.5 Sq.Ft.
BORDER TYPE: FLUSH
RECESS: 0"
WIDTH: 2"
RADII: 12"
NO. Z BARS: 3
LENGTH: 220.0

BACKG COLOR: Green
COPY COLOR: White

SYMBOL	X	Y	WID	HT
M1_1	58.5	40.5	36	36
M1_4	123.4	40.5	45	36

MAT'L: 0.125" (3.2 mm) ALUMINUM

DESIGN BY: J. Hambright CHECKED BY: S. Kunz DIV: 9 DATE: Feb 04, 2014
PROJECT ID: I-5511

USE NOTES:

1. Legend and border (except those that are colored black) shall be direct applied Grade A sheeting.
2. Background shall be Grade C reflective sheeting.
3. Shields and A, B, and C type arrows shall be on 0.032" (0.8mm) aluminum and demountable.

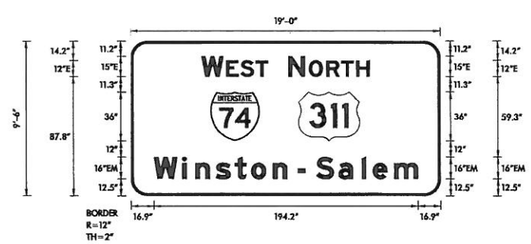

Spacing Factor is 1 unless specified otherwise

LETTER POSITIONS

Letter spacings are to start of next letter

																												Series/Size Text Length
		W		E	S	T																						E 2000
	52.1	16.9	2.2	10.7	11	9	127.1																					48.8
		N		O	R	T	H																					E 2000
	115.9	12.2	3.1	12.8	11	11	9.7	52.1																				59.9
		W	i	n	s	t	o	n		-		S	a	l	e	m												EM 2000
	16.9	20.8	9.6	15.2	13.9	12	15.8	10.6	8	5.6	8	16.5	17	8.2	15.5	17.8	16.9											194.2

FILENAME: Sign designs

NORTH CAROLINA D.O.T. SIGN DETAIL

TYPE "A" & "B" SIGNS

07-FEB-2014 14:46
S:\Design\Corridor Projects\JAMES\I-74 Corridor Project\Sign designs.dgn
sclemon AT TE275312

TIP NO.	SHEET NO.
I-5511	SIGN-7

APPROVED: R.W.K.

DATE: 2/7/14

SEAL

NORTH CAROLINA PROFESSIONAL SEAL 022959 ENGINEER RONALD W. KING

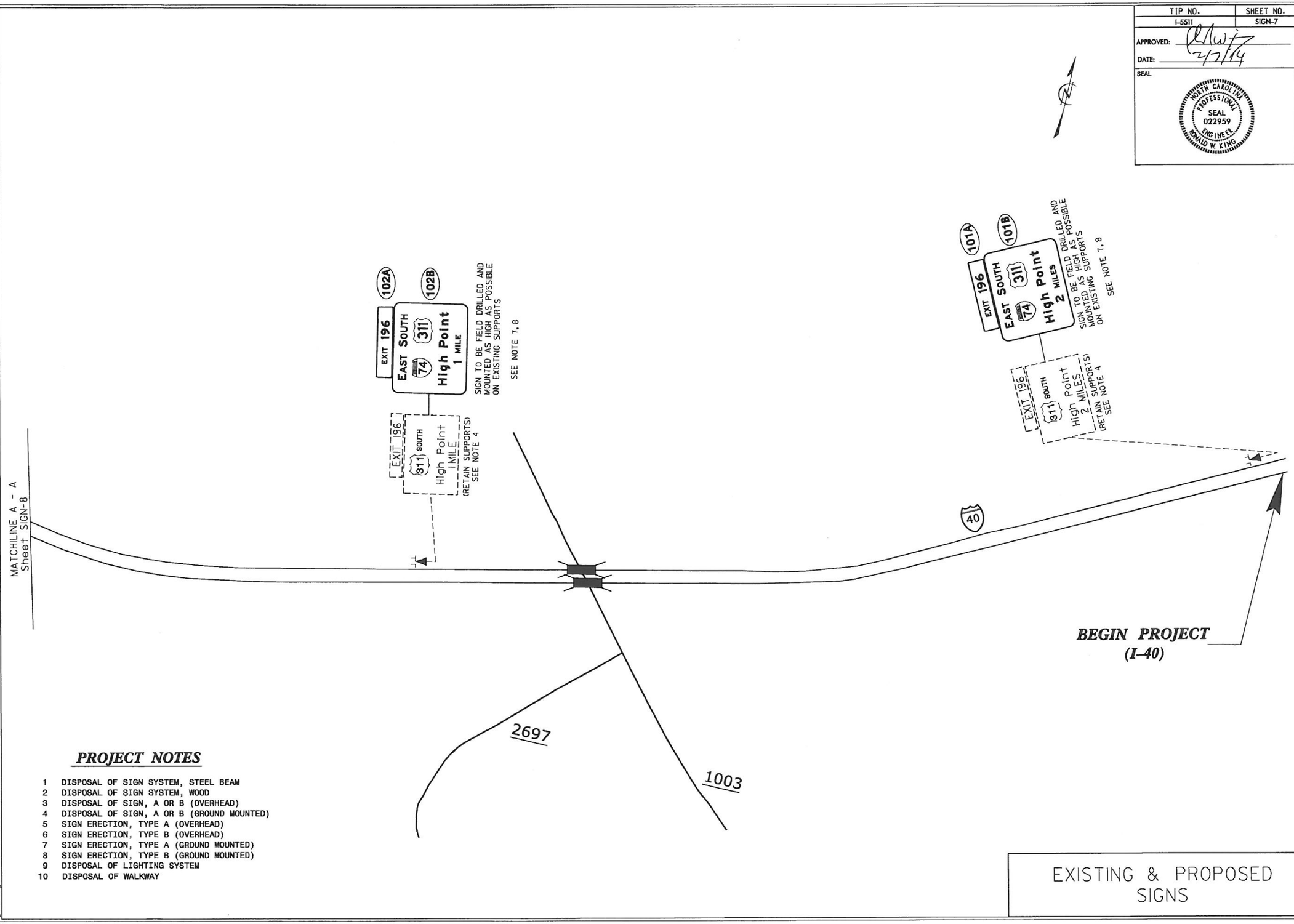

PROJECT NOTES

1 DISPOSAL OF SIGN SYSTEM, STEEL BEAM
2 DISPOSAL OF SIGN SYSTEM, WOOD
3 DISPOSAL OF SIGN, A OR B (OVERHEAD)
4 DISPOSAL OF SIGN, A OR B (GROUND MOUNTED)
5 SIGN ERECTION, TYPE A (OVERHEAD)
6 SIGN ERECTION, TYPE B (OVERHEAD)
7 SIGN ERECTION, TYPE A (GROUND MOUNTED)
8 SIGN ERECTION, TYPE B (GROUND MOUNTED)
9 DISPOSAL OF LIGHTING SYSTEM
10 DISPOSAL OF WALKWAY

EXISTING & PROPOSED SIGNS

07-FEB-2014 13:33
S:\SDU\Ceno\JAMES\I-74 Corridor Project\Plan Sheets\Sheet 7.dgn
jhamberight at E275U2

TIP NO.	SHEET NO.
I-5511	SIGN-8

APPROVED: R.W.K.

DATE: 2/7/14

SEAL

NORTH CAROLINA PROFESSIONAL SEAL 022959 ENGINEER RONALD W. KING

PROJECT NOTES

1 DISPOSAL OF SIGN SYSTEM, STEEL BEAM
2 DISPOSAL OF SIGN SYSTEM, WOOD
3 DISPOSAL OF SIGN, A OR B (OVERHEAD)
4 DISPOSAL OF SIGN, A OR B (GROUND MOUNTED)
5 SIGN ERECTION, TYPE A (OVERHEAD)
6 SIGN ERECTION, TYPE B (OVERHEAD)
7 SIGN ERECTION, TYPE A (GROUND MOUNTED)
8 SIGN ERECTION, TYPE B (GROUND MOUNTED)
9 DISPOSAL OF LIGHTING SYSTEM
10 DISPOSAL OF WALKWAY

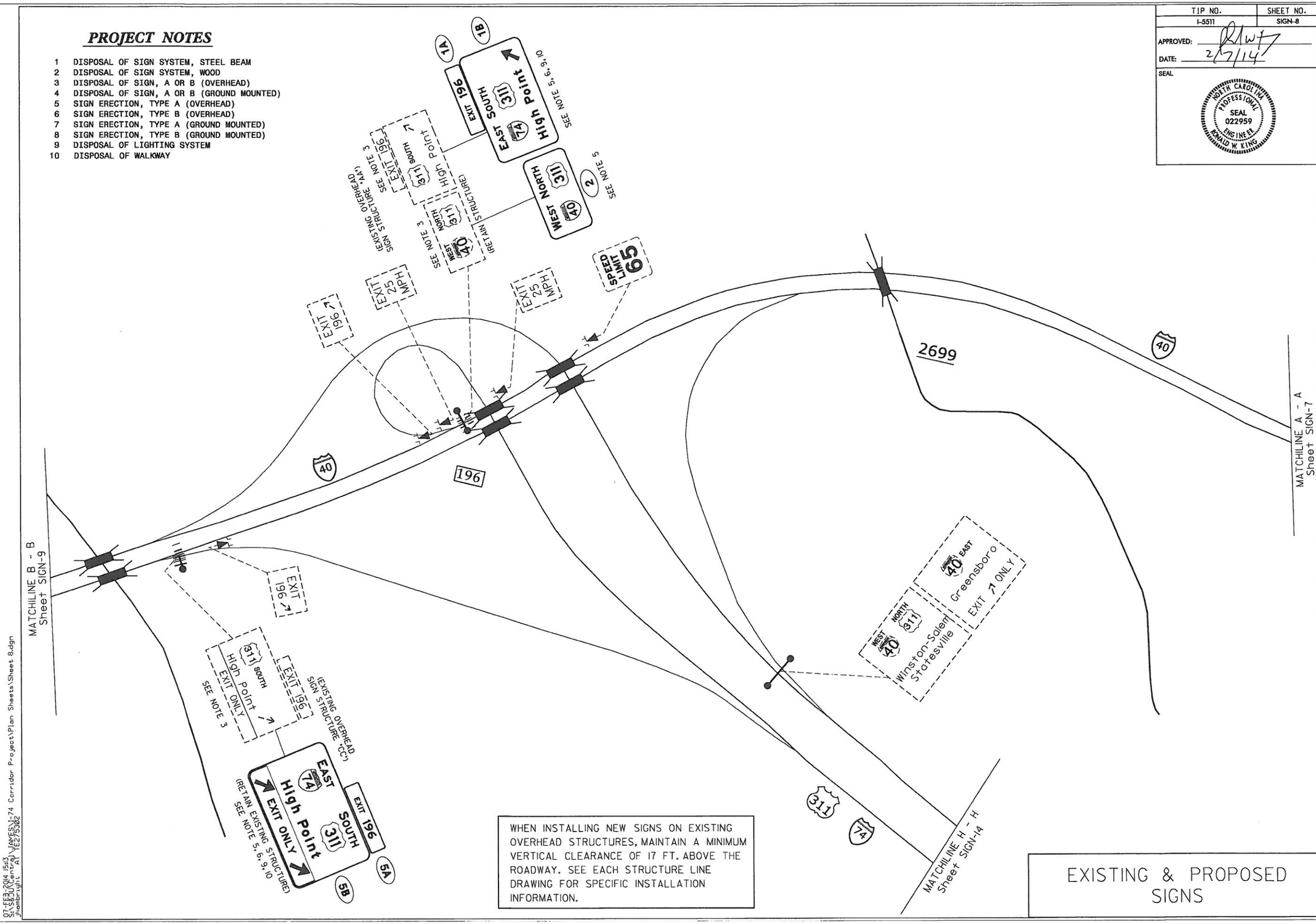

WHEN INSTALLING NEW SIGNS ON EXISTING OVERHEAD STRUCTURES, MAINTAIN A MINIMUM VERTICAL CLEARANCE OF 17 FT. ABOVE THE ROADWAY. SEE EACH STRUCTURE LINE DRAWING FOR SPECIFIC INSTALLATION INFORMATION.

EXISTING & PROPOSED SIGNS

07-FEB-2014 15:3
S:\Traffic\Jobs\I-5511 (JAMES)\I-74 Corridor Project\Plan Sheets\Sheet 8.dgn
jamesburgh, A1 (E275302

TIP NO.	SHEET NO.
I-5511	SIGN-9

APPROVED: R.W. King
DATE: 2/7/14
SEAL

NORTH CAROLINA PROFESSIONAL SEAL 022959 ENGINEER RONALD W. KING

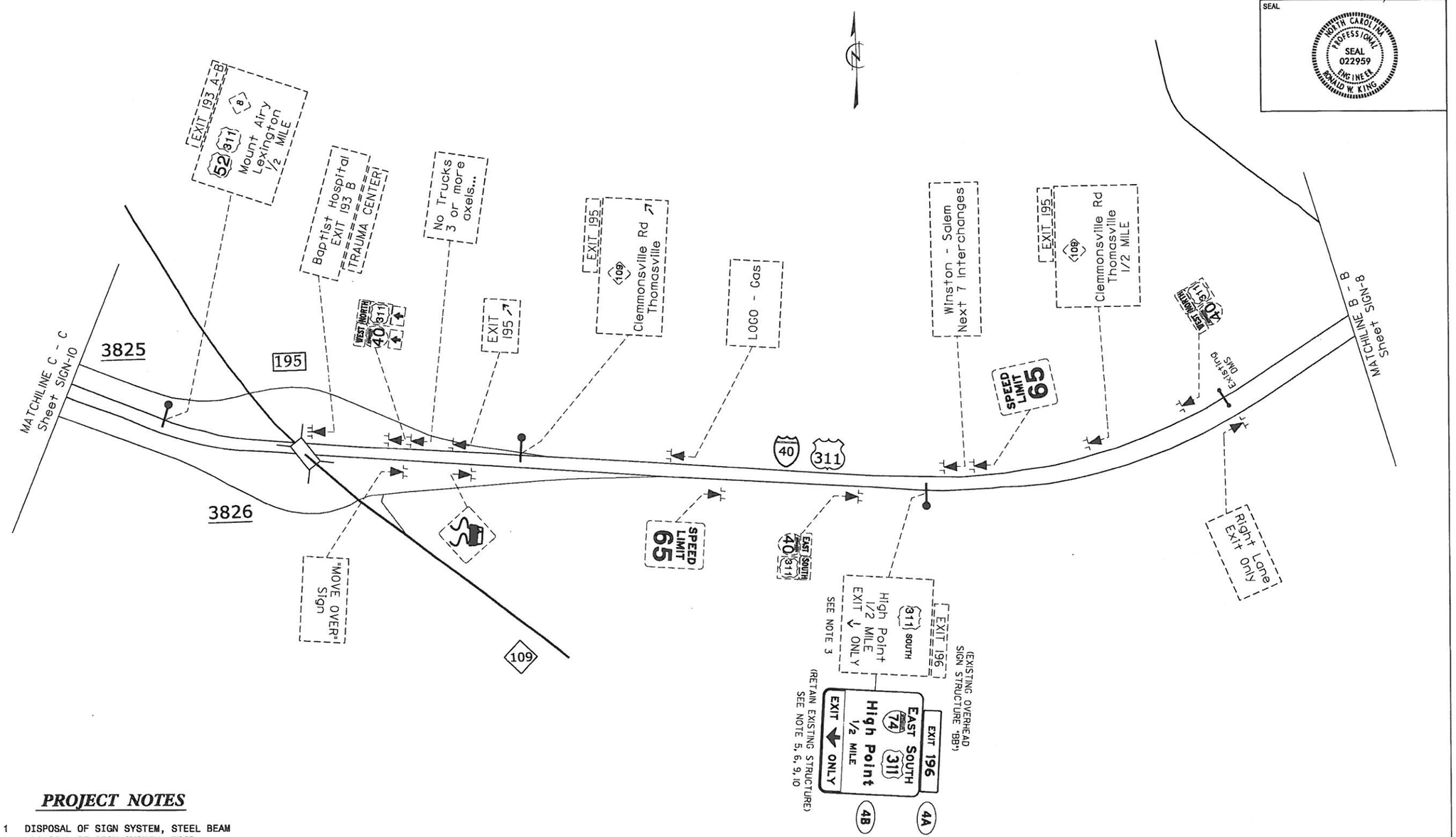

PROJECT NOTES

1 DISPOSAL OF SIGN SYSTEM, STEEL BEAM
2 DISPOSAL OF SIGN SYSTEM, WOOD
3 DISPOSAL OF SIGN, A OR B (OVERHEAD)
4 DISPOSAL OF SIGN, A OR B (GROUND MOUNTED)
5 SIGN ERECTION, TYPE A (OVERHEAD)
6 SIGN ERECTION, TYPE B (OVERHEAD)
7 SIGN ERECTION, TYPE A (GROUND MOUNTED)
8 SIGN ERECTION, TYPE B (GROUND MOUNTED)
9 DISPOSAL OF LIGHTING SYSTEM
10 DISPOSAL OF WALKWAY

WHEN INSTALLING NEW SIGNS ON EXISTING OVERHEAD STRUCTURES, MAINTAIN A MINIMUM VERTICAL CLEARANCE OF 17 FT. ABOVE THE ROADWAY. SEE EACH STRUCTURE LINE DRAWING FOR SPECIFIC INSTALLATION INFORMATION.

EXISTING & PROPOSED SIGNS

07-FEB-2014 14:09
S:\S&BU\Central\JAMES\I-74 Corridor Project\Plan Sheets\Sheet 9.dgn
jhambright AT TE275302

TIP NO.	SHEET NO.
I-5511	SIGN-10

APPROVED: 2/7/14

DATE:

SEAL

NORTH CAROLINA PROFESSIONAL SEAL 022959 ENGINEER RONALD W. KING

PROJECT NOTES

1 DISPOSAL OF SIGN SYSTEM, STEEL BEAM
2 DISPOSAL OF SIGN SYSTEM, WOOD
3 DISPOSAL OF SIGN, A OR B (OVERHEAD)
4 DISPOSAL OF SIGN, A OR B (GROUND MOUNTED)
5 SIGN ERECTION, TYPE A (OVERHEAD)
6 SIGN ERECTION, TYPE B (OVERHEAD)
7 SIGN ERECTION, TYPE A (GROUND MOUNTED)
8 SIGN ERECTION, TYPE B (GROUND MOUNTED)
9 DISPOSAL OF LIGHTING SYSTEM
10 DISPOSAL OF WALKWAY

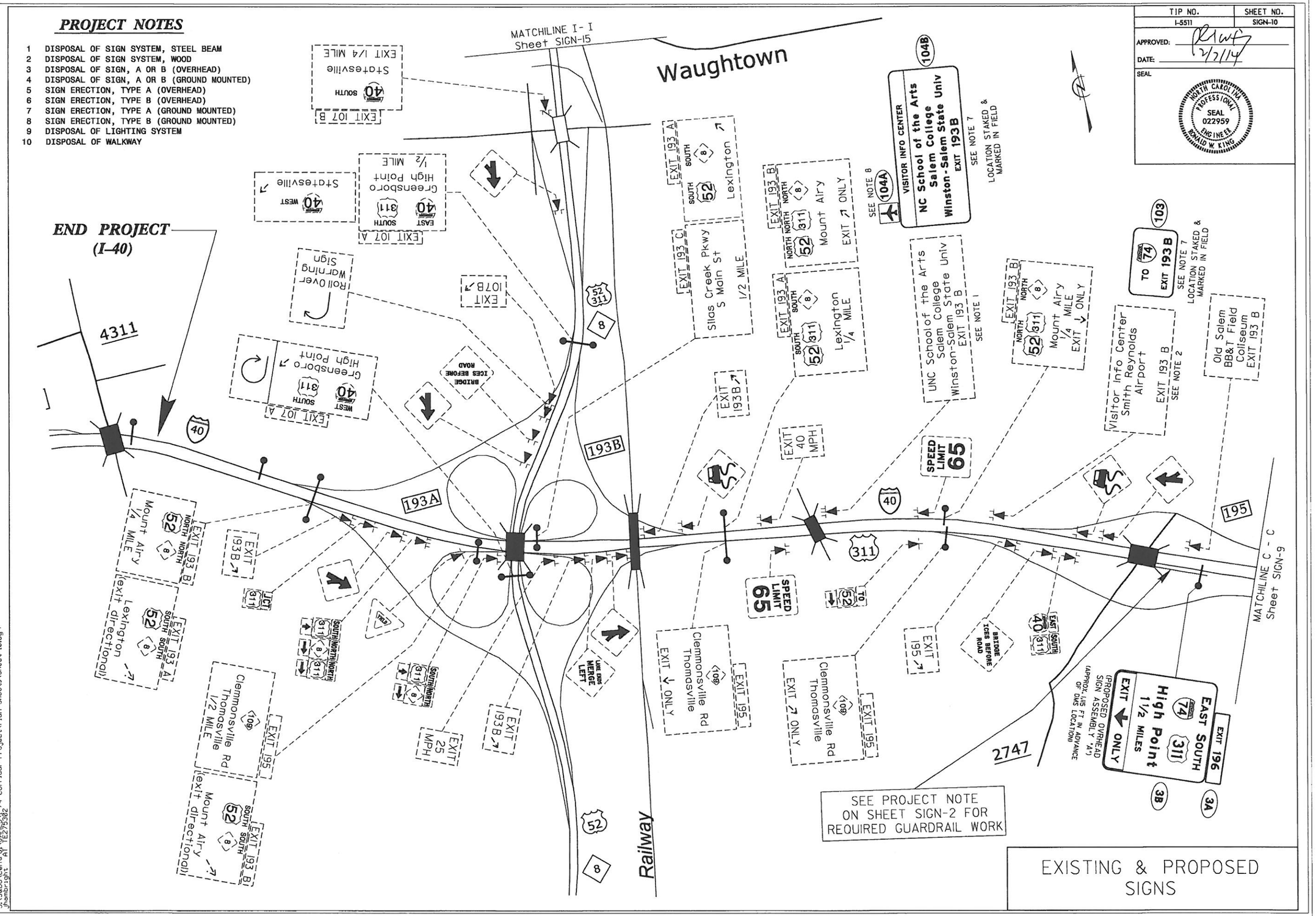

EXISTING & PROPOSED SIGNS

07-FEB-2014 16:58
S:\Design\Roadway\JAMES\I-74 Corridor Project\Plan Sheets\Sheet 10.dgn
jhomberight
AT TE2/75382

TIP NO.	SHEET NO.
I-5511	SIGN-11

APPROVED: RLW 12/7/14

DATE:

SEAL

NORTH CAROLINA PROFESSIONAL SEAL 022959 ENGINEER RONALD W. KING

SEE STANDARD SPECIFICATION 904-3(B)(3) FOR "DESIGN AND FURNISH" REQUIREMENT FOR NEW STRINGERS AND MOUNTING HARDWARE FOR INSTALLING NEW SIGNS ON EXISTING OVERHEAD SUPPORTS.

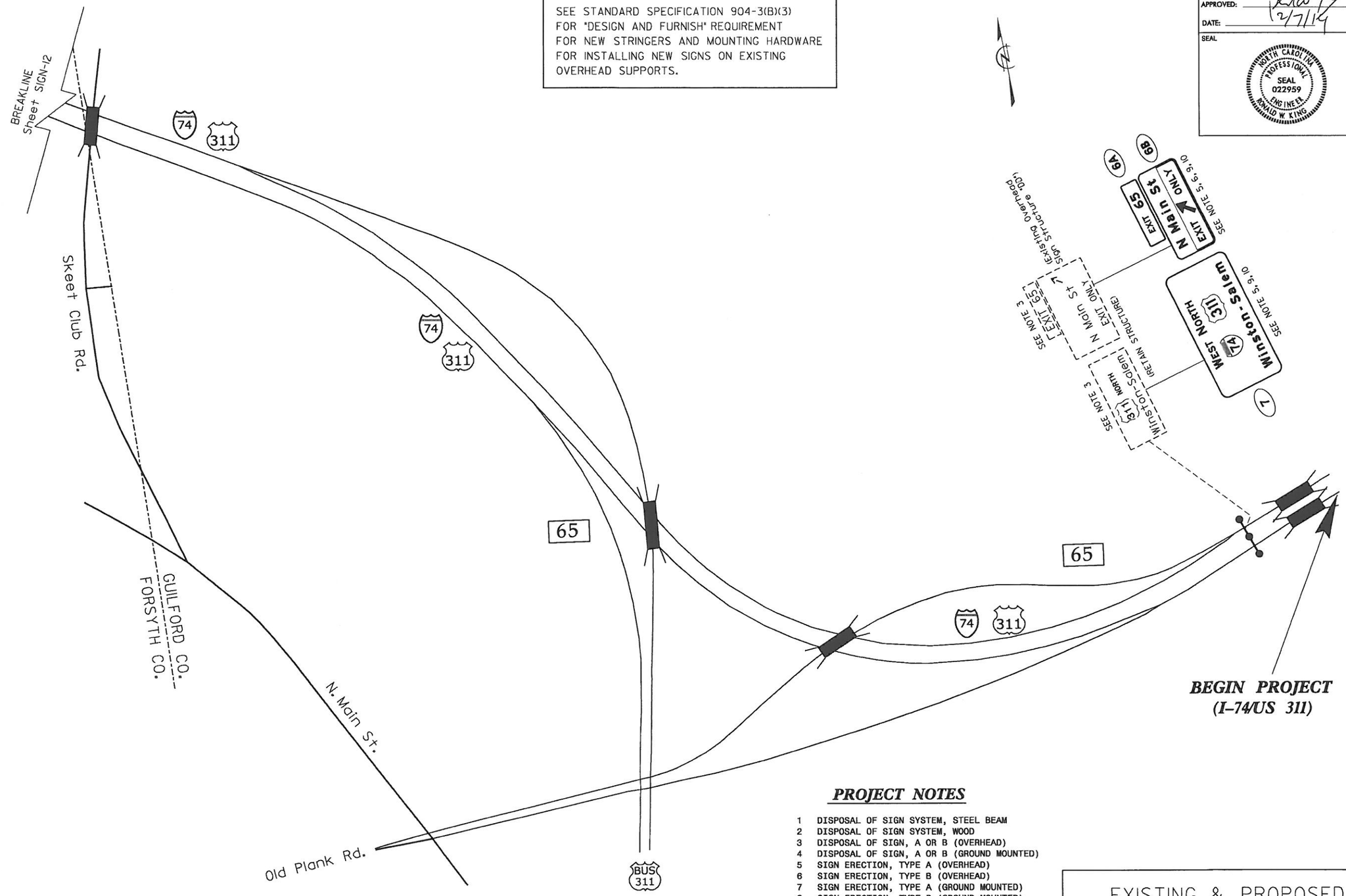

PROJECT NOTES

1 DISPOSAL OF SIGN SYSTEM, STEEL BEAM
2 DISPOSAL OF SIGN SYSTEM, WOOD
3 DISPOSAL OF SIGN, A OR B (OVERHEAD)
4 DISPOSAL OF SIGN, A OR B (GROUND MOUNTED)
5 SIGN ERECTION, TYPE A (OVERHEAD)
6 SIGN ERECTION, TYPE B (OVERHEAD)
7 SIGN ERECTION, TYPE A (GROUND MOUNTED)
8 SIGN ERECTION, TYPE B (GROUND MOUNTED)
9 DISPOSAL OF LIGHTING SYSTEM
10 DISPOSAL OF WALKWAY

EXISTING & PROPOSED SIGNS

07-FEB-2014 15:09
S:\IO\IMES\I-74 Corridor Project\Plan Sheets\Sheet 11.dgn
jhenbright
cfn YE2753O2

TIP NO.	SHEET NO.
I-5511	SIGN-12

APPROVED: RDW
DATE: 2/7/14

SEAL

NORTH CAROLINA PROFESSIONAL SEAL 022959 ENGINEER RONALD W. KING

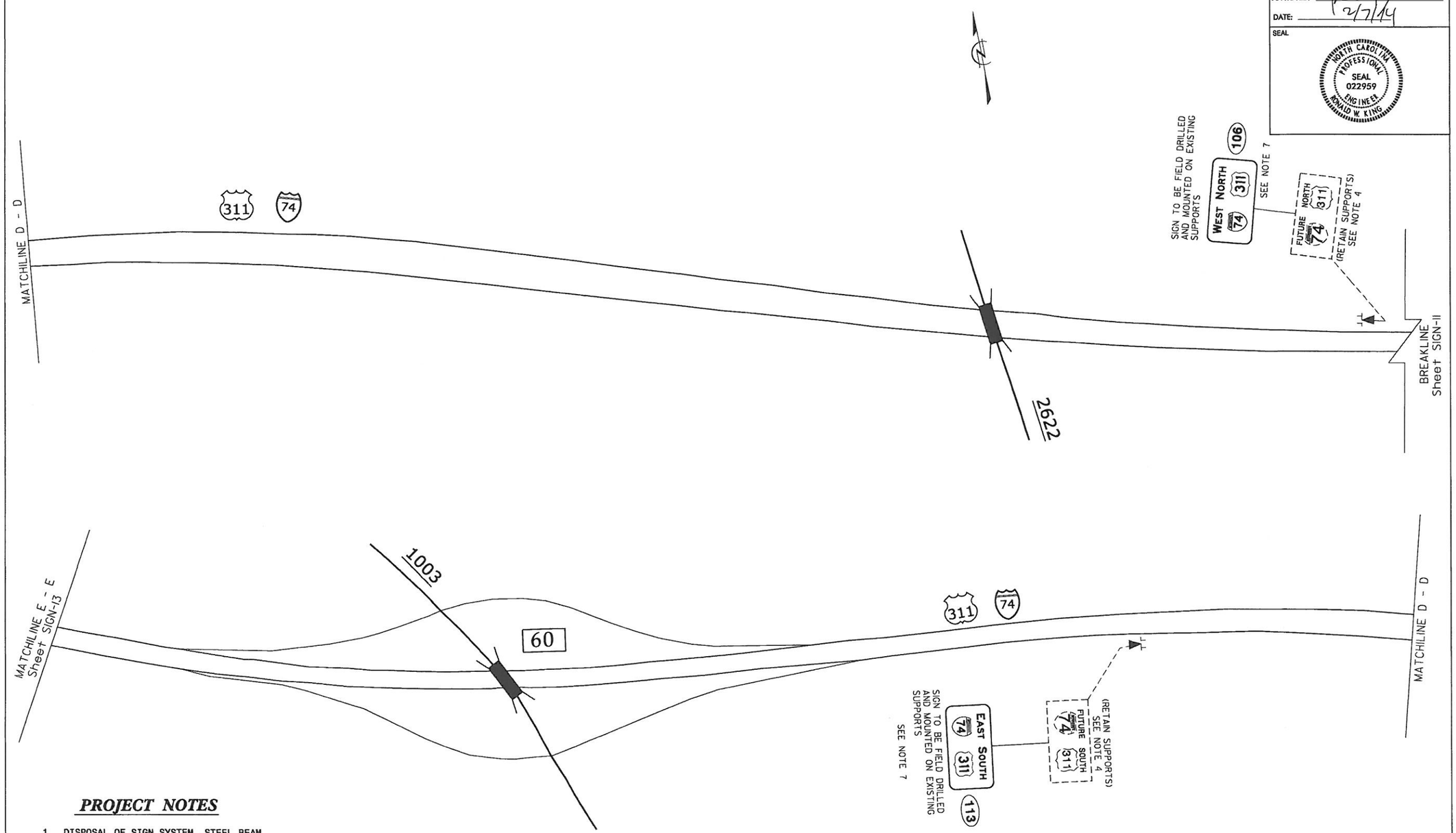

PROJECT NOTES

1 DISPOSAL OF SIGN SYSTEM, STEEL BEAM
2 DISPOSAL OF SIGN SYSTEM, WOOD
3 DISPOSAL OF SIGN, A OR B (OVERHEAD)
4 DISPOSAL OF SIGN, A OR B (GROUND MOUNTED)
5 SIGN ERECTION, TYPE A (OVERHEAD)
6 SIGN ERECTION, TYPE B (OVERHEAD)
7 SIGN ERECTION, TYPE A (GROUND MOUNTED)
8 SIGN ERECTION, TYPE B (GROUND MOUNTED)
9 DISPOSAL OF LIGHTING SYSTEM
10 DISPOSAL OF WALKWAY

EXISTING & PROPOSED SIGNS

07-FEB-2014 15:07
S:\Structures\Contracts\JAMES\I-74 Corridor Project\Plan Sheets\Sheet 12.dgn
jhambright
A1 1E2/5302

TIP NO.	SHEET NO.
I-5511	SIGN-13

APPROVED: 2/7/14

DATE:

SEAL

NORTH CAROLINA PROFESSIONAL SEAL 022959 ENGINEER RONALD W. KING

PROJECT NOTES

1 DISPOSAL OF SIGN SYSTEM, STEEL BEAM
2 DISPOSAL OF SIGN SYSTEM, WOOD
3 DISPOSAL OF SIGN, A OR B (OVERHEAD)
4 DISPOSAL OF SIGN, A OR B (GROUND MOUNTED)
5 SIGN ERECTION, TYPE A (OVERHEAD)
6 SIGN ERECTION, TYPE B (OVERHEAD)
7 SIGN ERECTION, TYPE A (GROUND MOUNTED)
8 SIGN ERECTION, TYPE B (GROUND MOUNTED)
9 DISPOSAL OF LIGHTING SYSTEM
10 DISPOSAL OF WALKWAY

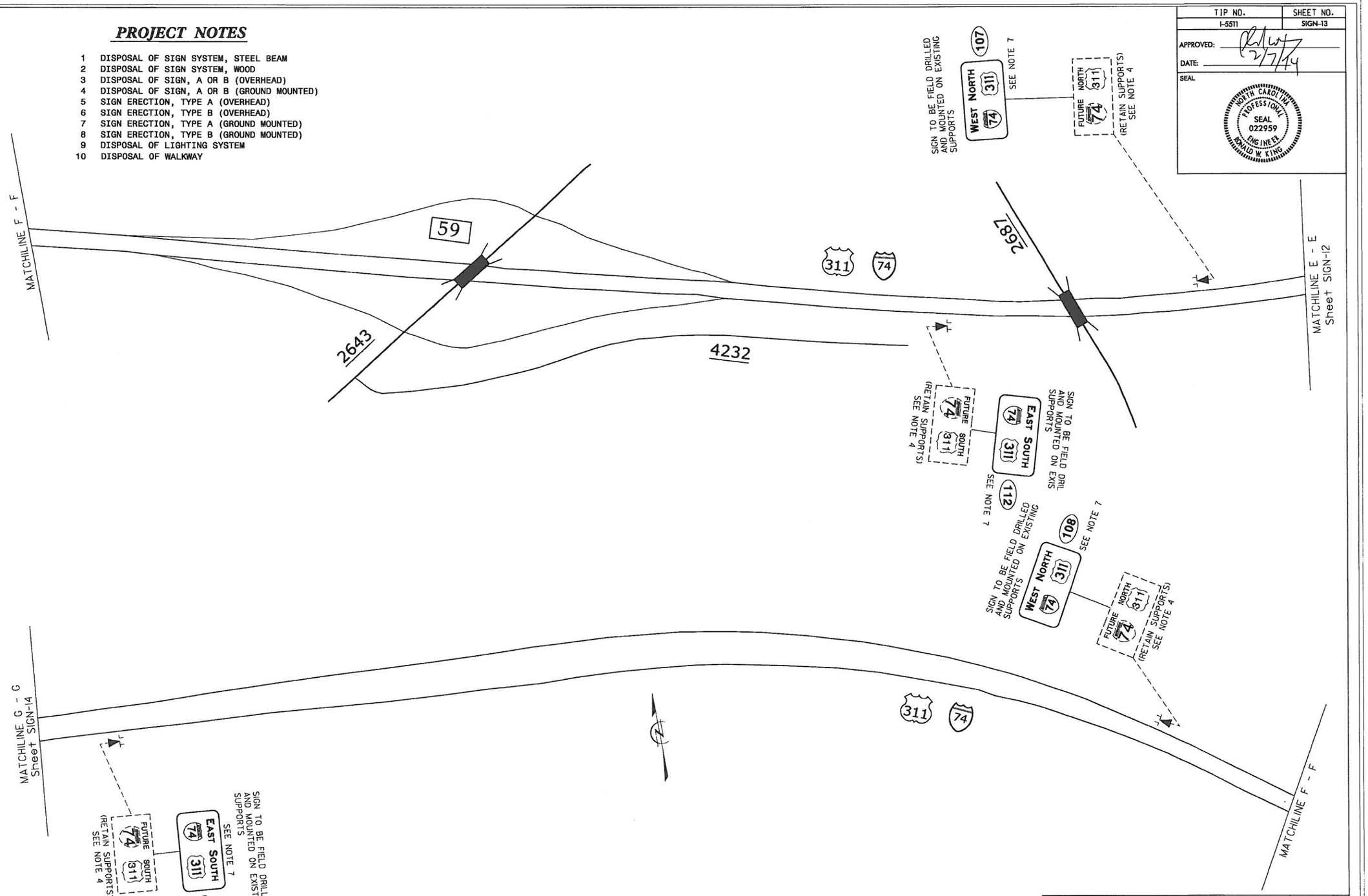

EXISTING & PROPOSED SIGNS

07-FEB-2014 15:04
jhambright
C:\Users\JAMES\I-74 Corridor Project\Plan Sheets\Sheet 13.dgn
jhambright, PA1 YE2753302

TIP NO.	SHEET NO.
I-5511	SIGN-14

APPROVED: RLW
DATE: 2/7/04
SEAL

NORTH CAROLINA PROFESSIONAL SEAL 022959 ENGINEER RONALD W. KING

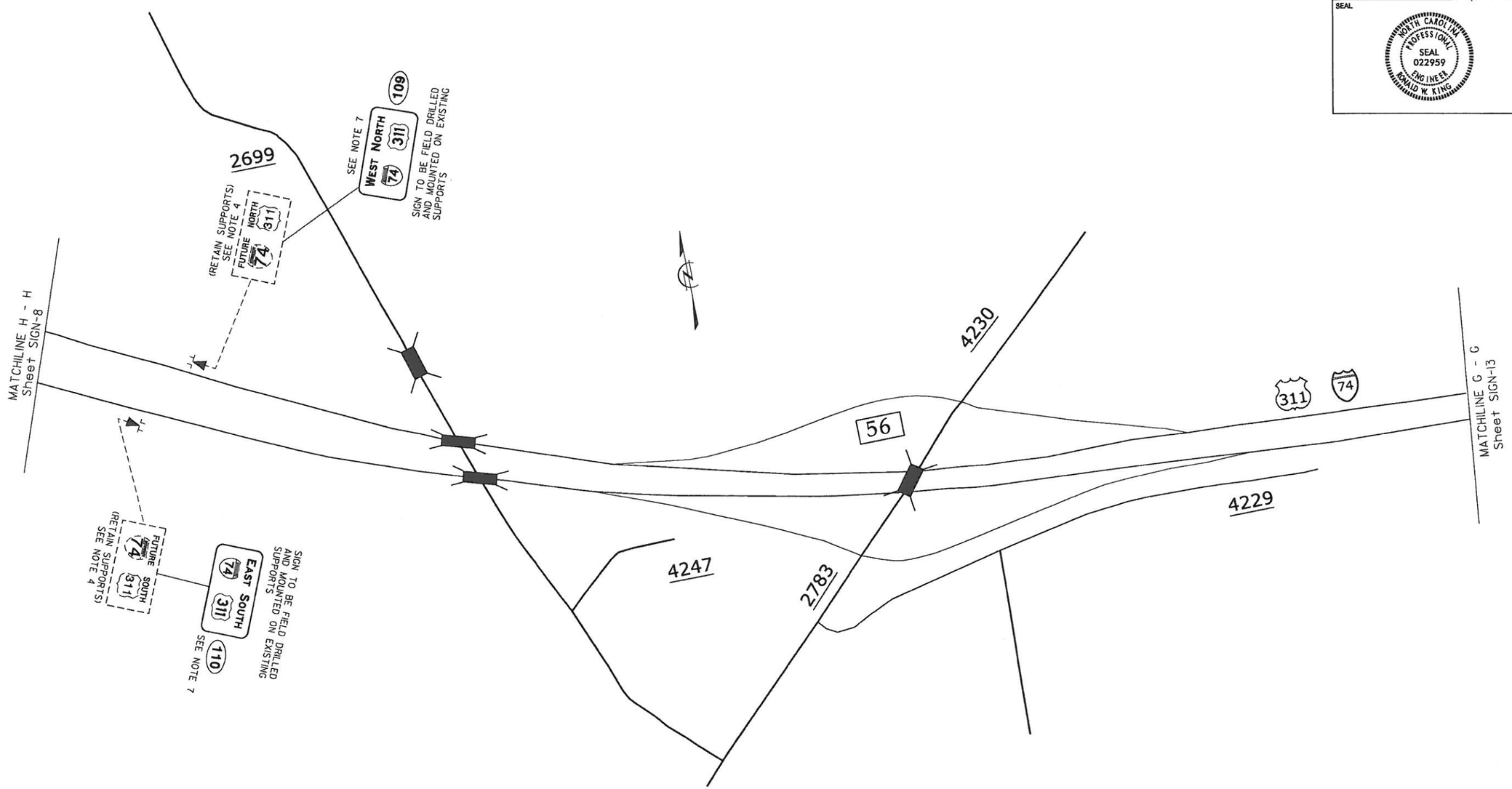

PROJECT NOTES

1 DISPOSAL OF SIGN SYSTEM, STEEL BEAM
2 DISPOSAL OF SIGN SYSTEM, WOOD
3 DISPOSAL OF SIGN, A OR B (OVERHEAD)
4 DISPOSAL OF SIGN, A OR B (GROUND MOUNTED)
5 SIGN ERECTION, TYPE A (OVERHEAD)
6 SIGN ERECTION, TYPE B (OVERHEAD)
7 SIGN ERECTION, TYPE A (GROUND MOUNTED)
8 SIGN ERECTION, TYPE B (GROUND MOUNTED)
9 DISPOSAL OF LIGHTING SYSTEM
10 DISPOSAL OF WALKWAY

EXISTING & PROPOSED SIGNS

07-FEB-2004 14:59
S:\Structures\JAMES\I-74 Corridor Project\Plan Sheets\Sheet 14.dgn
jhambright AT TE275302

TIP NO.	SHEET NO.
I-5511	SIGN-15

APPROVED: RWK

DATE: 2/7/14

SEAL

NORTH CAROLINA PROFESSIONAL SEAL 022959 ENGINEER RONALD W. KING

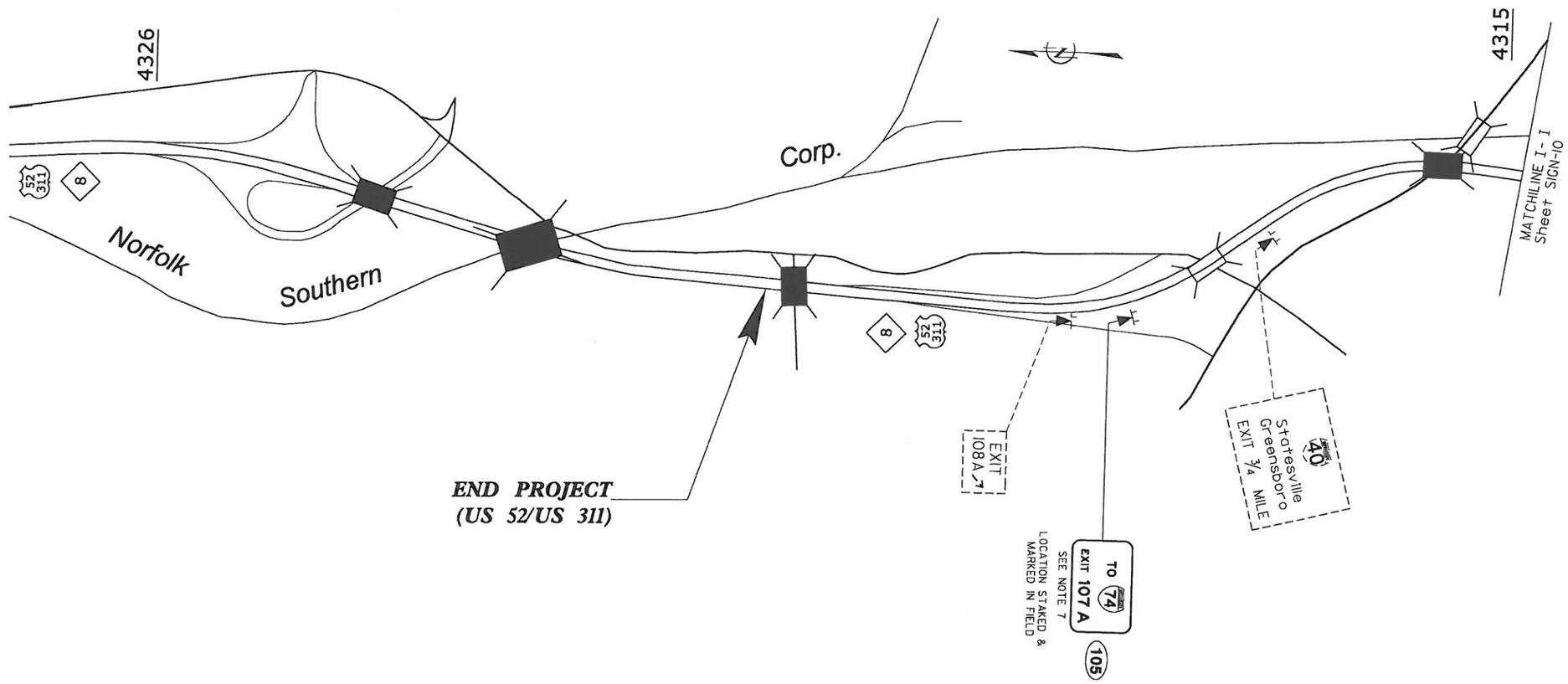

PROJECT NOTES

1 DISPOSAL OF SIGN SYSTEM, STEEL BEAM
2 DISPOSAL OF SIGN SYSTEM, WOOD
3 DISPOSAL OF SIGN, A OR B (OVERHEAD)
4 DISPOSAL OF SIGN, A OR B (GROUND MOUNTED)
5 SIGN ERECTION, TYPE A (OVERHEAD)
6 SIGN ERECTION, TYPE B (OVERHEAD)
7 SIGN ERECTION, TYPE A (GROUND MOUNTED)
8 SIGN ERECTION, TYPE B (GROUND MOUNTED)
9 DISPOSAL OF LIGHTING SYSTEM
10 DISPOSAL OF WALKWAY

EXISTING & PROPOSED SIGNS

07-FEB-2014 14:47
S:\SDU\Central\JAMES\I-74 Corridor Project\Plan Sheets\Sheet 15.dgn
jhambright AT TE275302