

## EXECUTIVE SUMMARY

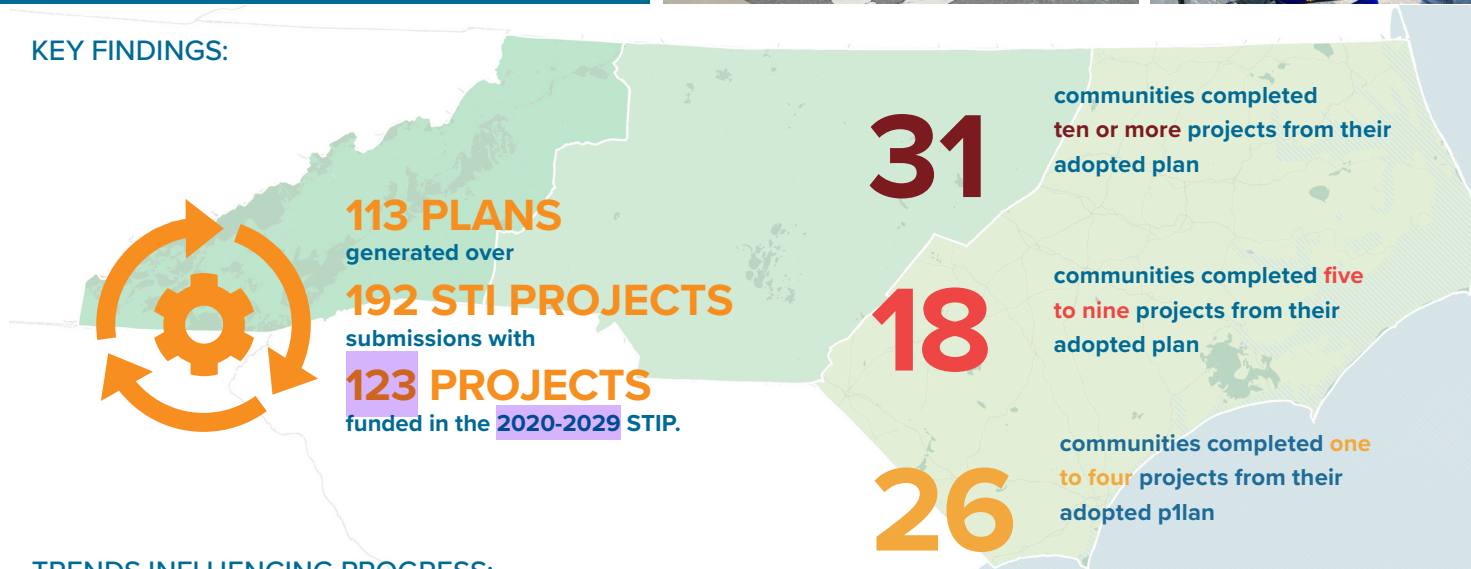
# Measuring Progress of BICYCLE & PEDESTRIAN PLANS in North Carolina

May 2025

The report summarizes implementation success to-date for plans adopted since 2015 that were funded by the NCDOT's Integrated Mobility Division Multimodal Planning Grant Program.



## KEY FINDINGS:



## TRENDS INFLUENCING PROGRESS:



### COMMUNITY SIZE

Smaller communities have fewer resources available to dedicate to design and construction of projects.



### PLAN ADOPTION YEAR

Communities with more recently adopted plans have had less time for implementation, relative to other communities.



### COMMON BARRIERS

The most commonly reported barriers to implementation were 1) Funding, 2) Limited Right-Of-Way and 3) Utility Relocation.




### POLICY & PROGRAM SUCCESS

Communities are using plans to implement bicycle and pedestrian policies and programs that support their goals.

## COMMUNITY HIGHLIGHTS:


In 2015, the **CITY OF HIGH POINT** received \$35,000 to develop a pedestrian master plan. That investment has resulted in **\$24.6 million** in pedestrian infrastructure investments.



The **TOWN OF ROLESVILLE** received \$28,000 in 2011 to develop a bicycle master plan. Adopted in 2013, that investment has resulted in **\$7.6 million** in bicycle infrastructure investments.



In 2014, the **CITY OF MARION** received \$32,000 to develop a bicycle master plan that has since resulted in an investment of approximately **\$2 million** in bicycle facility implementation.






2015-2024

● High  
● Moderate  
● Low  
● No Progress



page.



[connect.ncdot.gov/municipalities/PlanningGrants/IMD-Multimodal-Planning-Program](https://connect.ncdot.gov/municipalities/PlanningGrants/IMD-Multimodal-Planning-Program)



NCDOT INTEGRATED MOBILITY DIVISION