

1. Which topics would you like to see discussed at the next NCMUG meeting during the 2012 NCAMPO Conference (Check based on relevance to you; 1-least relevant to 5-most relevant)?




	1	2	3	4	5	Response Count
2009 NHTS data	0.0% (0)	25.0% (4)	31.3% (5)	18.8% (3)	25.0% (4)	16
Use / Process ACS Data vs. CTPP	12.5% (2)	18.8% (3)	6.3% (1)	31.3% (5)	31.3% (5)	16
Use / Process NHTS and NC Add-On Data	0.0% (0)	25.0% (4)	18.8% (3)	12.5% (2)	43.8% (7)	16
Caliper 2010 Census Data Release	6.3% (1)	31.3% (5)	6.3% (1)	31.3% (5)	25.0% (4)	16

Other (please specify) 2

answered question 16

skipped question 2

2. Typically NCMUG meetings are held twice a year, once at the NCAMPO conference and the second in Raleigh. Where would you prefer to have the second 2012 meeting (Check only one)?

	Response Percent	Response Count
Raleigh 	55.6%	10
Charlotte 	11.1%	2
Greensboro 	33.3%	6

Other (please specify) 0



answered question 18

skipped question 0

3. In regards to meeting structure, rate the following from 1-least relevant to 5-most relevant. (Note: "Round-table Discussions" imply smaller focus group discussions with all welcome but are first-come, first-serve)

	1	2	3	4	5	Response Count
Hands-On Demonstrations	16.7% (3)	5.6% (1)	5.6% (1)	44.4% (8)	27.8% (5)	18
Research Presentations	11.1% (2)	16.7% (3)	11.1% (2)	33.3% (6)	27.8% (5)	18
Tools / Tips Presentations	16.7% (3)	5.6% (1)	11.1% (2)	38.9% (7)	27.8% (5)	18
Round-table Discussion: Modeling for Beginners	38.9% (7)	16.7% (3)	11.1% (2)	11.1% (2)	22.2% (4)	18
Round-table Discussion: Shared Practices / Experiences	5.6% (1)	22.2% (4)	22.2% (4)	16.7% (3)	33.3% (6)	18
answered question						18
skipped question						0

4. Should the NCMUG recommend modeling guidelines for certain aspects of modeling in NC?

		Response Percent	Response Count
Yes		44.4%	8
No		55.6%	10
answered question			18
skipped question			0

5. If yes to question 4 above, what guidelines would you like to see created?

	Response Count
	7
answered question	7
skipped question	11

6. If you have any other comments regarding NCMUG, feel free to provide them below.

	Response Count
	1
answered question	1
skipped question	17

Q1. Which topics would you like to see discussed at the next NCMUG meeting during the 2012 NCAMPO Conference (Check based on relevance to you; 1-least relevant to 5-most relevant)?

1	InfoUSA and other private data	Jan 18, 2012 10:20 AM
2	MOVES/AQ Data	Jan 18, 2012 9:24 AM

Q5. If yes to question 4 above, what guidelines would you like to see created?

1	NCDOT, as the leader of NC entire state modeling practice community, is the one to develop modeling guidelines.	Jan 24, 2012 11:22 AM
2	Modeling for Conformity applications.	Jan 19, 2012 2:05 PM
3	Calibration and validation; TAZ structures;	Jan 18, 2012 10:02 PM
4	In thinking about this question in more depth I'm realizing that it may be difficult to come up with any guidelines.	Jan 18, 2012 10:28 AM
5	SE Data forecasting, dos and dont's while borrowing model parameters from other areas.	Jan 18, 2012 10:20 AM
6	Model Development Process Guidelines - treatment of time-of-day, capacities, assignment settings, minimum calibration standards.	Jan 18, 2012 10:19 AM
7	Calibration / validation standards; model maintenance procedures (updates, revisions, distribution, QA/QC). Establishment and use of SE control totals (BY & FY). Determining minimum/optimal level of complexity for a model, given size and growth of modeled area, available resources, intended applications, etc. Specific guidance/recommendations for freight, transit, and non-motorized components. Survey guidelines: When are new surveys warranted? What types of surveys are needed, and what are there attributes.	Jan 18, 2012 9:59 AM

Q6. If you have any other comments regarding NCMUG, feel free to provide them below.

1	Some higher-level police recommendations/justifications regarding how much should be spent on models (costs and benefits...typical schedules). What are typical/reasonable costs, schedules, etc? Also, appropriate applications -- I'm becoming more and more concerned about application of models beyond their precision. Need some sensitivity analyses of inputs/outputs. The current project-level forecasting process has serious vulnerabilities where models are involved. Would love to see a comparison of models around the state....type of model, time/resources invested, quality of results produced, how (and how frequently) they are used and maintained	Jan 18, 2012 9:59 AM
---	--	----------------------