



Polk County Comprehensive Transportation Plan

September 25, 2019 Meeting Agenda

1. Vision Statement, Goals & Objectives

- a. Vision Statement
- b. Draft Goals and Objectives

2. Socioeconomic Data

- a. Population Projections
- b. Employment Projections

3. Draft Survey



Polk County Comprehensive Transportation Plan

Vision Statement, Goals and Objectives

Proposed Polk Vision Statement for CTP:

Polk County provides a safe, efficient, accommodating, multi-modal transportation system that preserves and promotes the quality of life, rural character, natural beauty, heritage, and economic vitality of the area.

Draft Goals and Objectives:

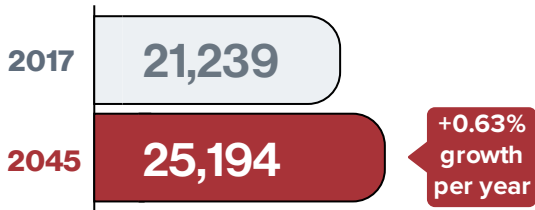
- 1. Goal – Provide a safe transportation system.**
 - a. Objective – Eliminate and reduce distracted drivers
 - b. Objective – Reduce crash counts
- 2. Goal – Provide an efficient transportation system that is well connected.**
 - a. Objective – Add, improve, and enhance connections for improved emergency service accessibility.
- 3. Goal – Provide a transportation network that is accessible to all users.**
 - a. Objective – Ease navigation for residents and visitors – Wayfinding
 - b. Objective – Improve ease of access for residents’ daily needs and visitors
- 4. Goal – Consider history, heritage, and natural environment during project evaluation and selection**
 - a. Objective – Always consider appropriate road designs that fit the natural surrounding
 - b. Objective – Ensure Polk County maintains and enhances its rural character, including Scenic By-ways
- 5. Goal – Support opportunities for economic vitality**
 - a. Objective – US 74 to interstate
 - b. Objective – Support tourism by improving aesthetics
- 6. Goal – A transportation system that preserves and promotes the quality of life in Polk County**
 - a. Objective – Consider the recommendations of the 20/20 Vision Plan – Comprehensive Plan



Population Estimates

NC Demographer Estimates

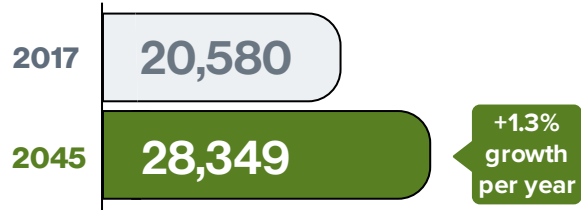
(projected to 2045)



State Demographer Data uses official estimates through 2038, which were then projected to 2045.

Woods & Poole Estimates

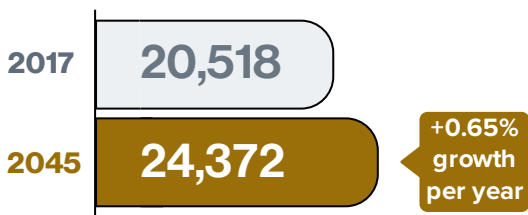
(NC Statewide Model)



Woods & Poole data uses a variety of sources for their data. Their data run through to 2050.

U.S. Census Bureau Estimates

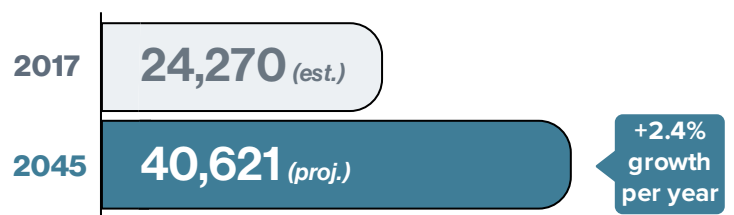
(projected to 2045)



Census Data uses official estimates to 2018, then projected using 2000-2018 data through to 2045.

2008 CTP Estimates

(projected to 2045)




2008 CTP data uses an interpolation of actual values for 2017, then projected at the 2.4% rate through to 2045.

Employment Estimates

NC Demographer Estimates


(using Access NC data, projected at pop. rate)



This projection uses NC Access data for base year, then grown at the same rate as the State Demographer data for population.

Woods & Poole Estimates

(NC Statewide Model)



Woods & Poole data uses a variety of sources for their data. Their data run through to 2050.



1 What is this survey and what do I do? | This survey is being conducted by the Isothermal Rural Planning Organization for input on a transportation plan being developed for Polk County. **Please fill this survey out completely and mail it back.**

2 What's important to you? | Rank these items from **1st** (most important) to **8th** (least important).

Culture/Environment	<input type="text"/>	Growth/Development	<input type="text"/>	Public/Private Transit	<input type="text"/>	Shorter Travel Times	<input type="text"/>
Emerging Technologies	<input type="text"/>	Modern Roads	<input type="text"/>	Safety	<input type="text"/>	Walking/Biking	<input type="text"/>

Comment(s):

3 What do you think? | Answer each question on a scale from **1** (least/not at all) to **5** (greatest/very much).

A General Questions	How good are the roads in Polk County?	1 2 3 4 5	How safe are the roads in Polk County?	1 2 3 4 5
	How congested are the roads in Polk County?	1 2 3 4 5	How easy is it to travel in Polk County without a car?	1 2 3 4 5

B Roadway Questions	How willing are you to live with traffic at peak hours?	1 2 3 4 5	How much are you in favor of widening roads in Polk County?	1 2 3 4 5
	Road improvements are needed, even if they have unavoidable impacts.	1 2 3 4 5		

C Pedestrian Questions	We should have more sidewalks, greenways, and crosswalks to be able to move safely across Polk County.	1 2 3 4 5	I would be more likely to walk if sidewalks or greenways were available.	1 2 3 4 5
	How much would you support funding pedestrian improvements instead of widening roads?	1 2 3 4 5		

D Bicycle Questions	I would be more likely to ride a bike if bike lanes or a wide paved shoulder were available.	1 2 3 4 5	I would prefer to ride a bike on a greenway or a path outside the road than to ride on the road.	1 2 3 4 5
----------------------------	--	------------------	--	------------------

E Transit Questions	How likely would you be to use (<i>deviated</i>) fixed-route transit?	1 2 3 4 5	We should expand public transit routes, stops and hours of service.	1 2 3 4 5
	How likely would you be to support transit expansion instead of road widening?	1 2 3 4 5		

Comment(s):



4 Where are your concerns?

Share with us **where** in Polk County there are issues or potential solutions related to transportation. Please try to limit the number of issues to **3**.

Location:

What mode:
(car, bike, etc.)

Describe the issue/solution:

Location:

What mode:
(car, bike, etc.)

Describe the issue/solution:

Location:

What mode:
(car, bike, etc.)

Describe the issue/solution:

5 Tell us about yourself!

These questions are **optional**. If you do not want to answer a question, please skip it.

A General Questions

In which City/Town/Zip Code do you live?

In which City/Town/Zip Code do you work?

B Age
Circle **ONE**
Answer

What is your age?

- | | | | |
|-----------------|--------------|--------------|----------------|
| Under 18 | 18-24 | 25-34 | 35-44 |
| 45-54 | 55-64 | 65-74 | Over 75 |

C Ancestry
Circle **all that apply** to you.

What is your race, ethnicity and/or ancestry?
OPTIONAL

- | | |
|-------------------------------|--------------------------------------|
| White | Black/African-American |
| Hispanic/Latino | Native American/Alaska Native |
| Asian/Pacific Islander | Middle East/North Africa |
| Other: | <input type="text"/> |

D Income
Circle **ONE**
Answer

What is your annual household income?
OPTIONAL

- | | |
|---------------------------|--------------------------|
| Less than \$25,000 | \$55,000-\$74,999 |
| \$25,000-\$39,999 | \$75,000-\$99,999 |
| \$40,000-\$54,999 | Over \$100,000 |

Comment(s):

6 I've finished. What do I do?

First, please make sure that you have answered all the questions. Next, **place this survey in the return envelope**. You can drop it in your mailbox or drop it off at boxes across Polk County.

7 Stay up-to-date with the plan!
Enter an email address below (optional):

Thank you for your time and input!

