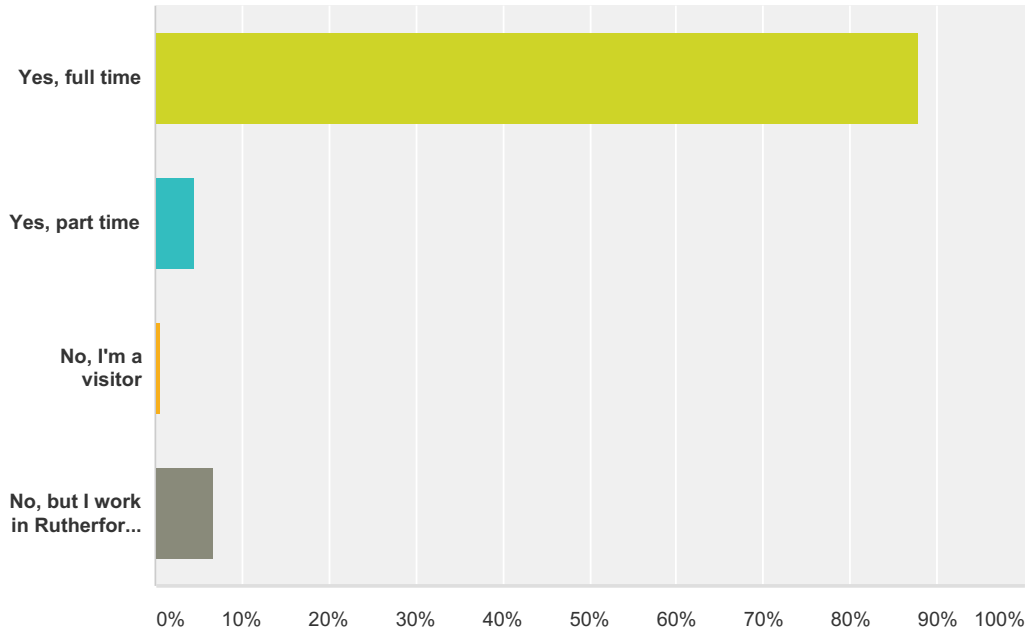


Q1 Do you live in Rutherford County?

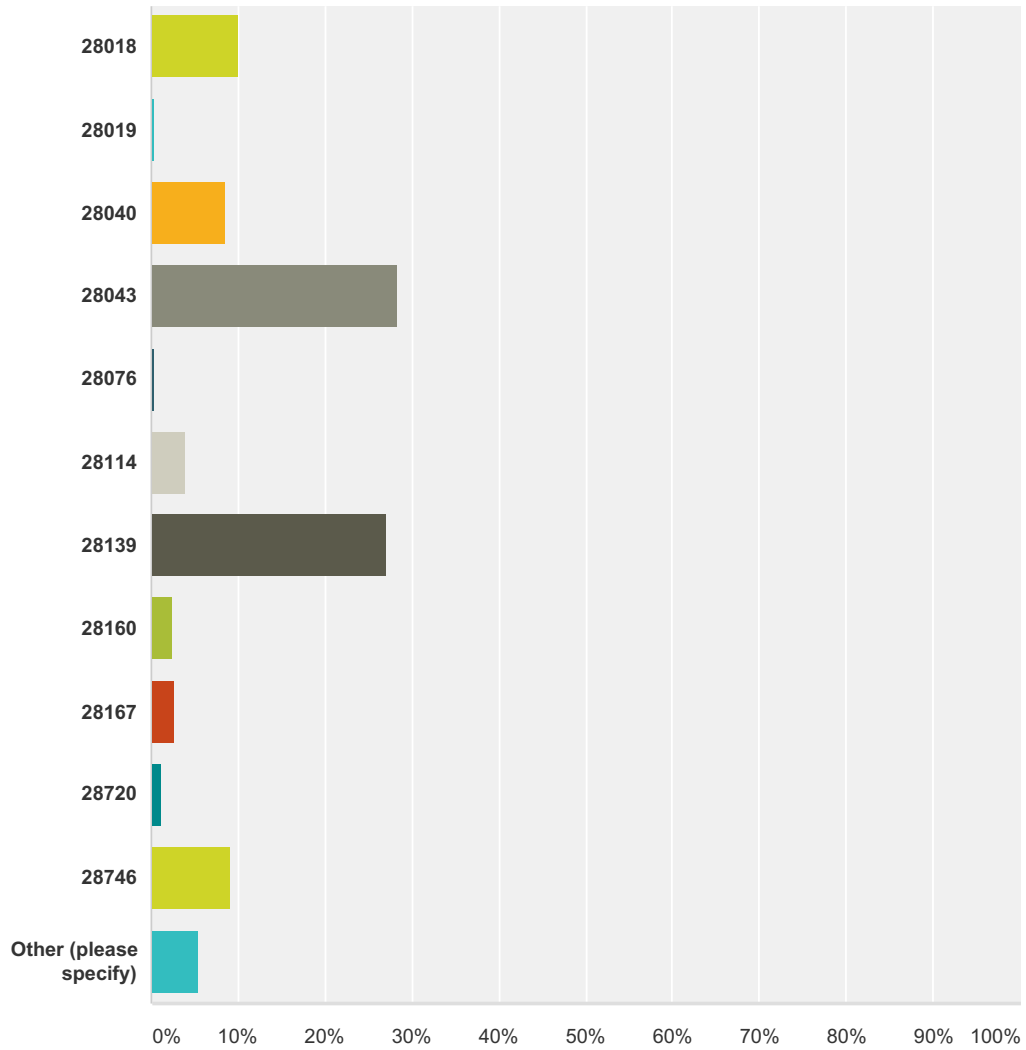
Answered: 413 Skipped: 0



Answer Choices	Responses
Yes, full time	87.89% 363
Yes, part time	4.60% 19
No, I'm a visitor	0.73% 3
No, but I work in Rutherford County	6.78% 28
Total	413

Q2 Please provide the zip code of your local residence (if part time resident, enter zip code of house owned in Rutherford County):

Answered: 406 Skipped: 7



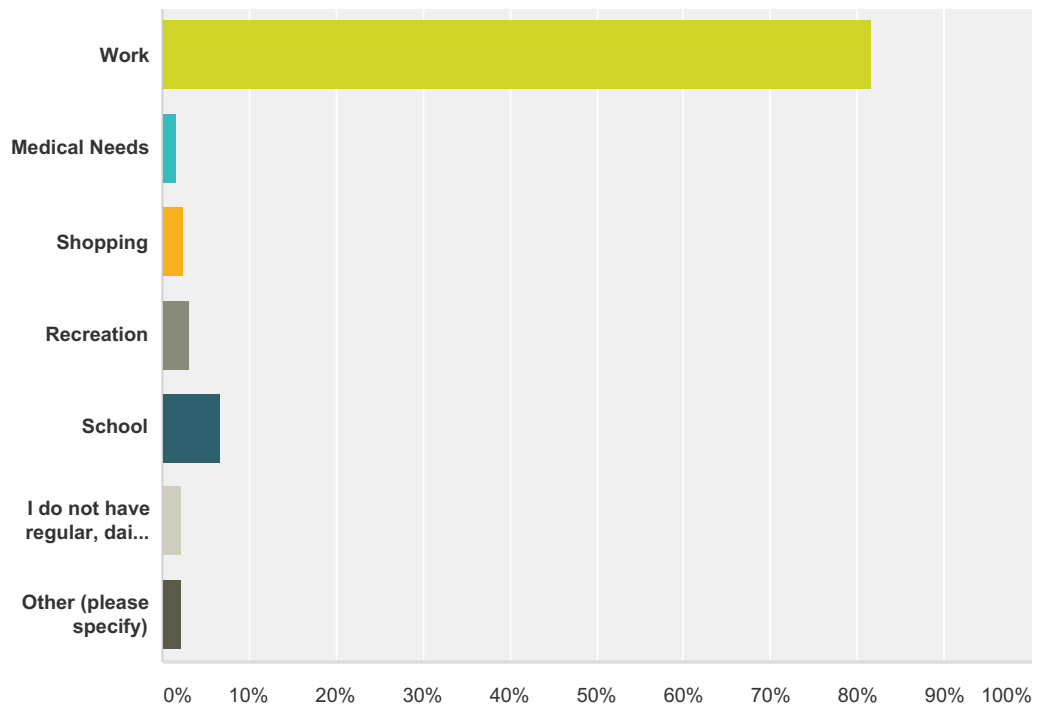
Answer Choices	Responses	Count
28018	10.10%	41
28019	0.49%	2
28040	8.62%	35
28043	28.33%	115
28076	0.49%	2
28114	3.94%	16

Rutherford County Comprehensive Transportation Plan Survey

28139	27.09%	110
28160	2.46%	10
28167	2.71%	11
28720	1.23%	5
28746	9.11%	37
Other (please specify)	5.42%	22
Total		406

Q3 What is your primary reason for regular, daily travel?

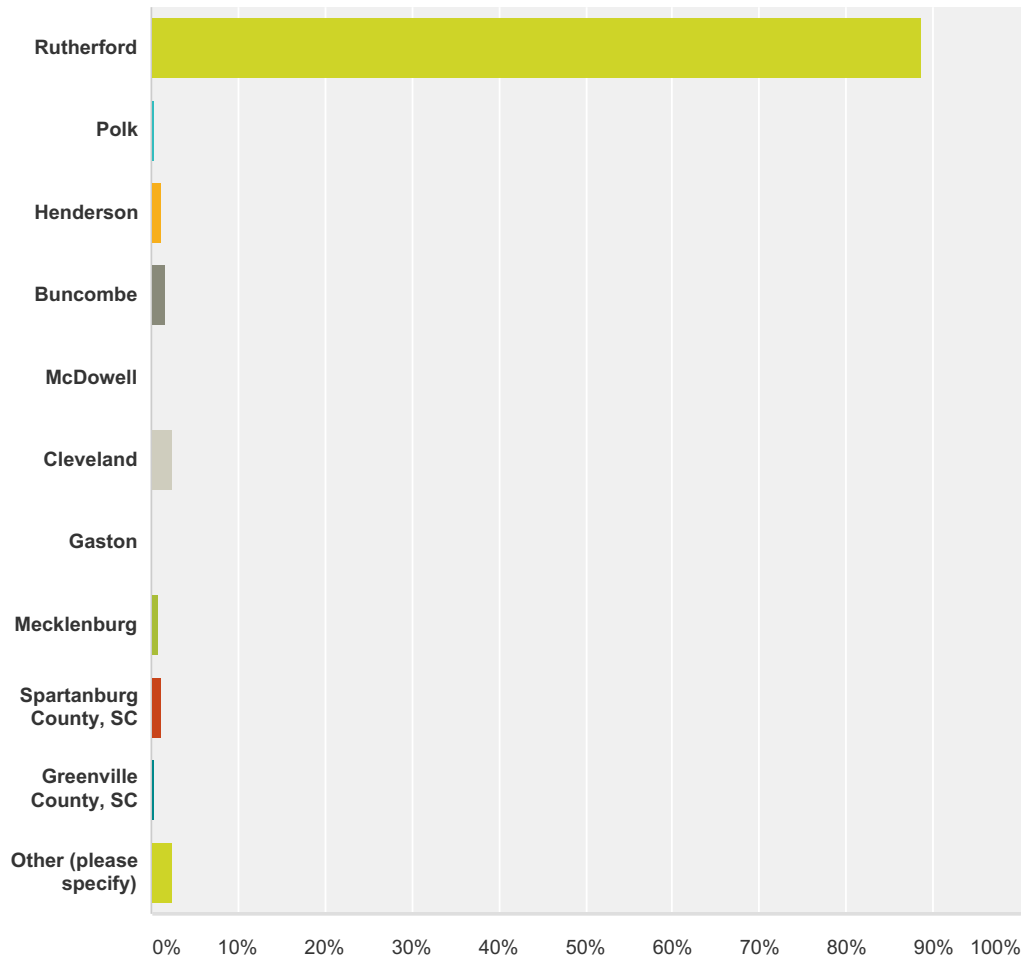
Answered: 408 Skipped: 5



Answer Choices	Responses
Work	81.62% 333
Medical Needs	1.72% 7
Shopping	2.45% 10
Recreation	3.19% 13
School	6.62% 27
I do not have regular, daily travel	2.21% 9
Other (please specify)	2.21% 9
Total	408

Q4 What county do you work in (or regularly travel to daily for another reason)?

Answered: 409 Skipped: 4



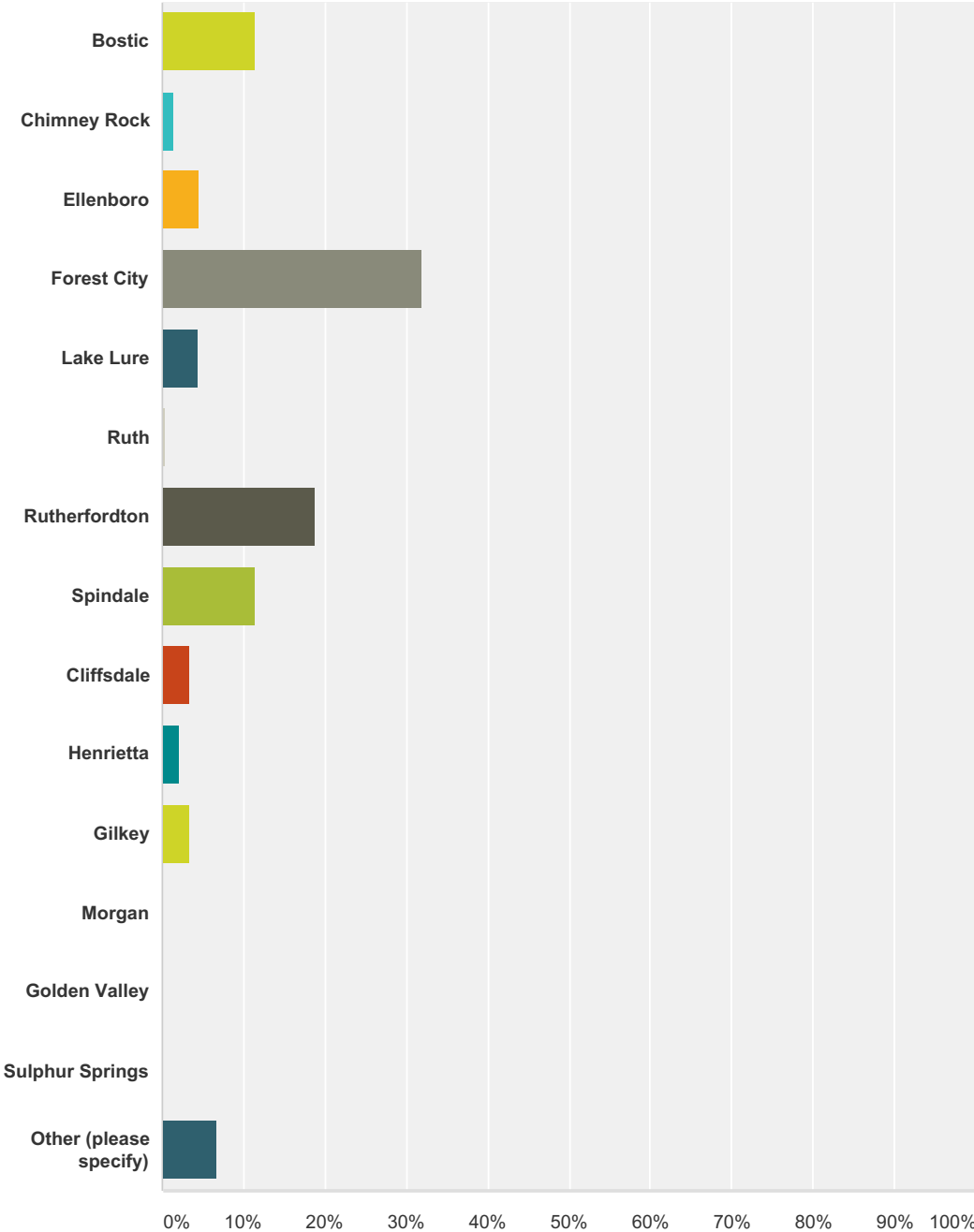
Answer Choices	Responses
Rutherford	88.75% 363
Polk	0.49% 2
Henderson	1.22% 5
Buncombe	1.71% 7
McDowell	0.24% 1
Cleveland	2.44% 10
Gaston	0.24% 1
Mecklenburg	0.73% 3
Spartanburg County, SC	1.22% 5

Rutherford County Comprehensive Transportation Plan Survey

Greenville County, SC	0.49%	2
Other (please specify)	2.44%	10
Total		409

Q5 If you work in Rutherford County, where more specifically do you work (or regularly travel to daily for another reason)?

Answered: 395 Skipped: 18



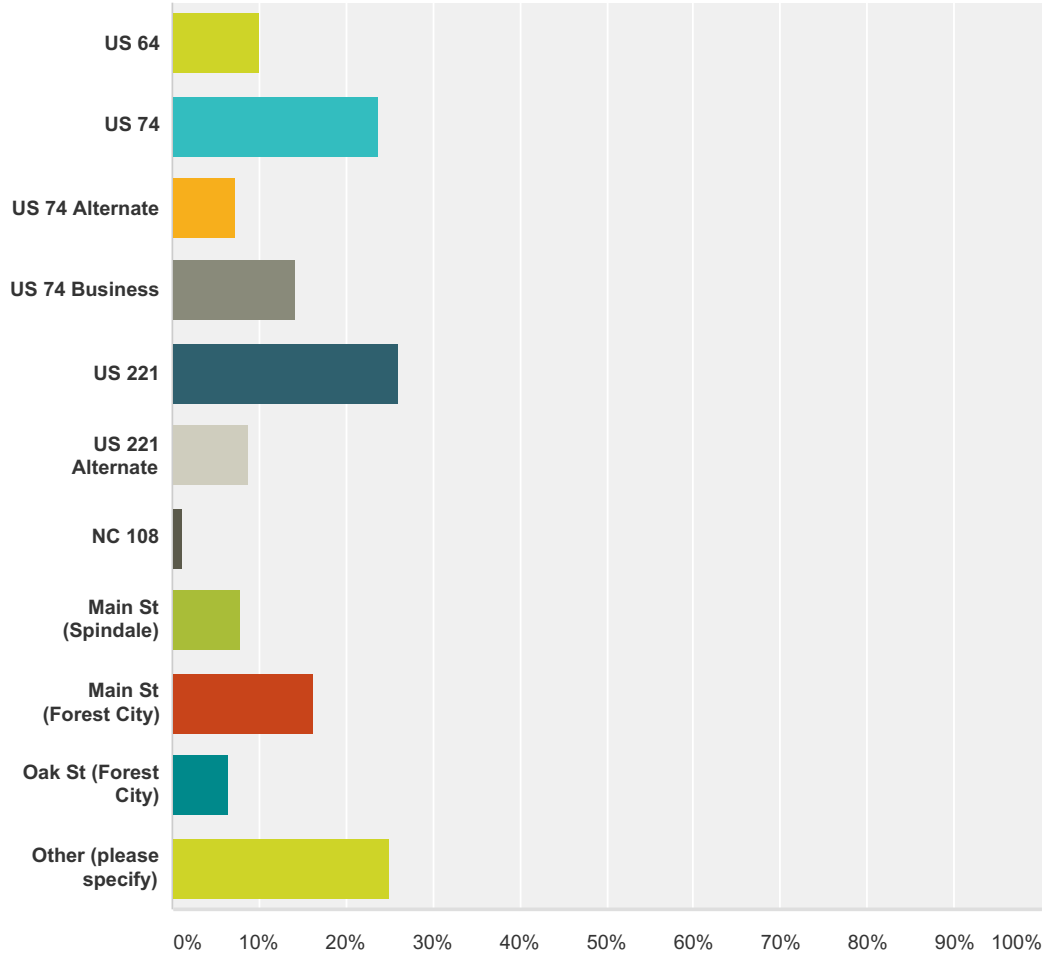
Answer Choices	Responses
Bostic	11.39% 45
Chimney Rock	1.52% 6
Ellenboro	4.56% 18

Rutherford County Comprehensive Transportation Plan Survey

Forest City	31.90%	126
Lake Lure	4.30%	17
Ruth	0.51%	2
Rutherfordton	18.73%	74
Spindale	11.39%	45
Cliffsdale	3.29%	13
Henrietta	2.03%	8
Gilkey	3.29%	13
Morgan	0.00%	0
Golden Valley	0.25%	1
Sulphur Springs	0.25%	1
Other (please specify)	6.58%	26
Total		395

Q6 What is the primary route you take to work (or to the destination of your regular daily travel)? Select all that apply.

Answered: 406 Skipped: 7



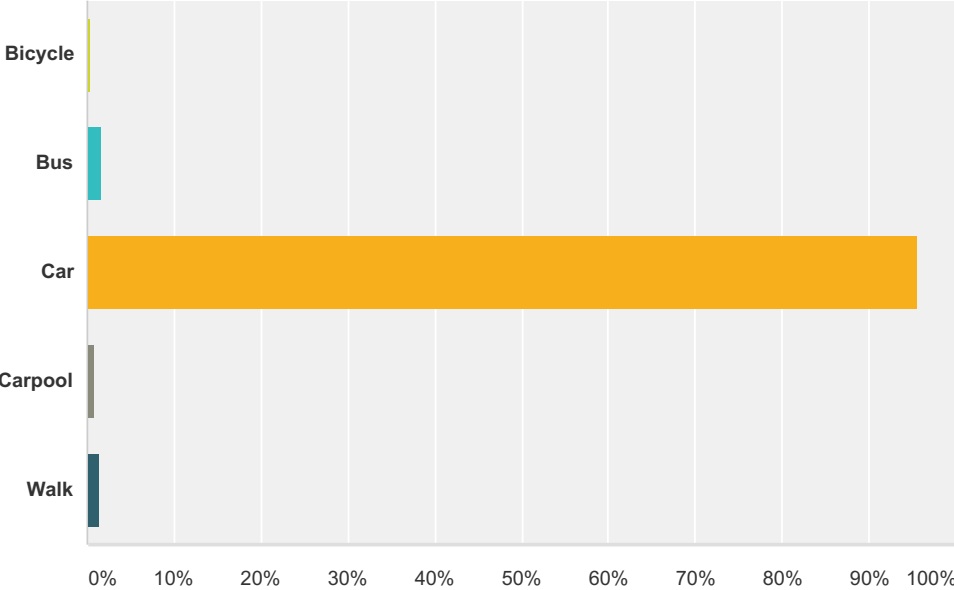
Answer Choices	Responses	Count
US 64	10.10%	41
US 74	23.89%	97
US 74 Alternate	7.39%	30
US 74 Business	14.29%	58
US 221	26.11%	106
US 221 Alternate	8.87%	36
NC 108	1.23%	5
Main St (Spindale)	7.88%	32
Main St (Forest City)	16.26%	66

Rutherford County Comprehensive Transportation Plan Survey

Oak St (Forest City)	6.40%	26
Other (please specify)	25.12%	102
Total Respondents: 406		

Q7 How do you typically commute?

Answered: 407 Skipped: 6



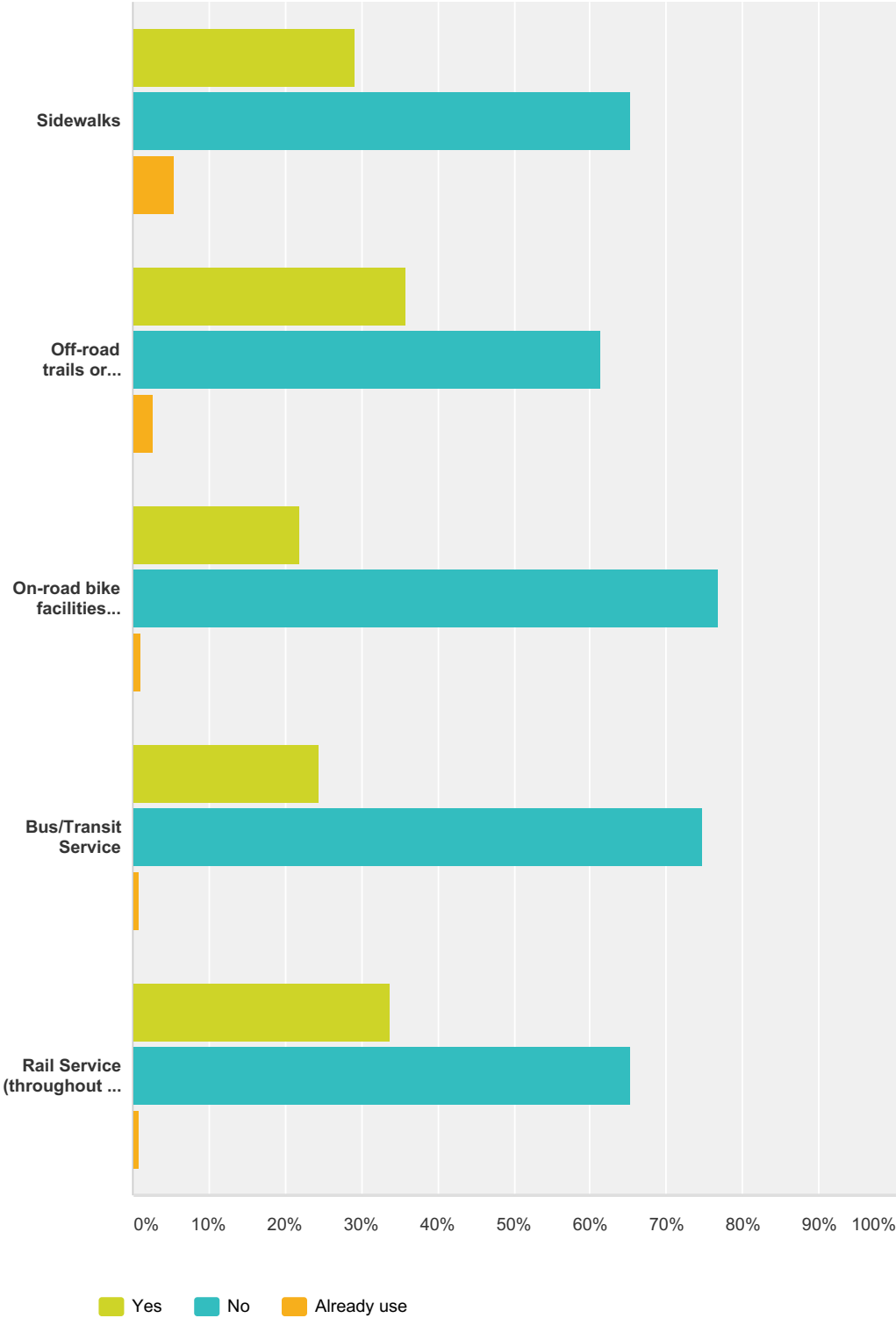
Answer Choices	Responses
Bicycle	0.49% 2
Bus	1.72% 7
Car	95.58% 389
Carpool	0.74% 3
Walk	1.47% 6
Total	407

Q8 What one road is the most congested in Rutherford County?

Answered: 299 Skipped: 114

Q9 Would you use the following transportation facilities in your daily commute instead of your personal vehicle if they were convenient to access?

Answered: 399 Skipped: 14



Rutherford County Comprehensive Transportation Plan Survey

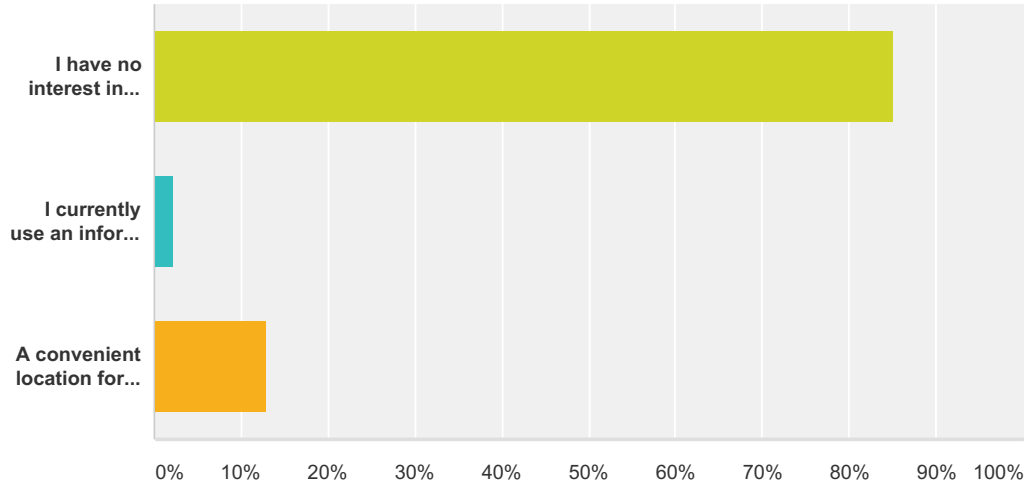
	Yes	No	Already use	Total
Sidewalks	29.22% 109	65.42% 244	5.36% 20	373
Off-road trails or greenways for walking and biking	35.98% 136	61.38% 232	2.65% 10	378
On-road bike facilities (i.e. bike lanes or wide shoulders)	22.01% 79	76.88% 276	1.11% 4	359
Bus/Transit Service	24.52% 89	74.66% 271	0.83% 3	363
Rail Service (throughout the county and to nearby towns)	33.79% 123	65.38% 238	0.82% 3	364

Q10 What improvements would need to be made to the transit system to make it a desirable choice for transportation?

Answered: 173 Skipped: 240

Q11 What are locations you currently use or would like to use for a park and ride lot for carpooling or transit facilities? Select all that apply.

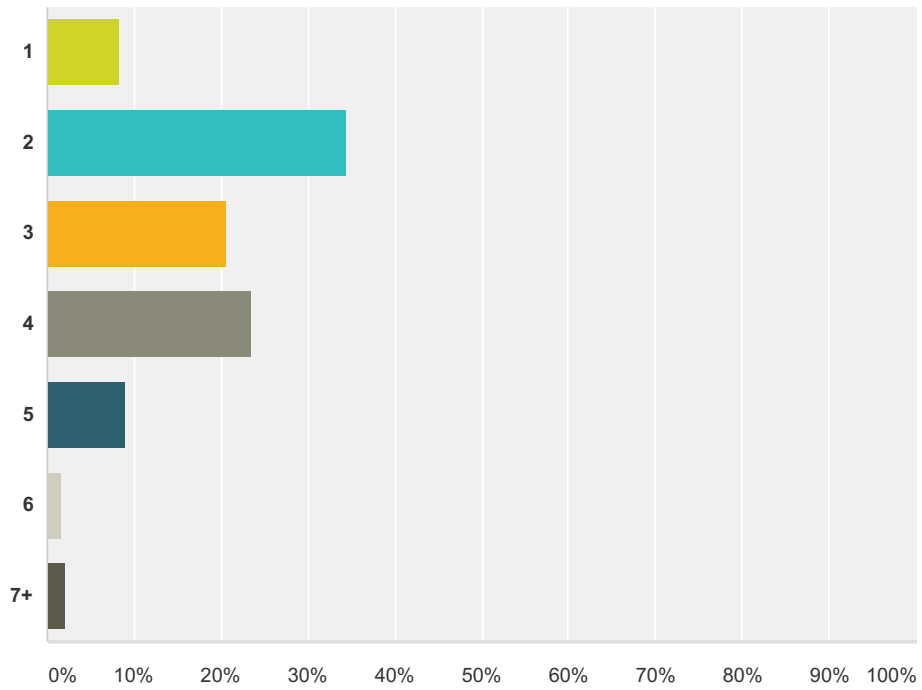
Answered: 338 Skipped: 75



Answer Choices	Responses
I have no interest in using a park and ride lot.	85.21% 288
I currently use an informal location as a park and ride lot [please describe location in comment section].	2.37% 8
A convenient location for a park and ride lot would be [please describe location in comment section].	13.02% 44
Total Respondents: 338	

Q12 How many people live in your household, including yourself?

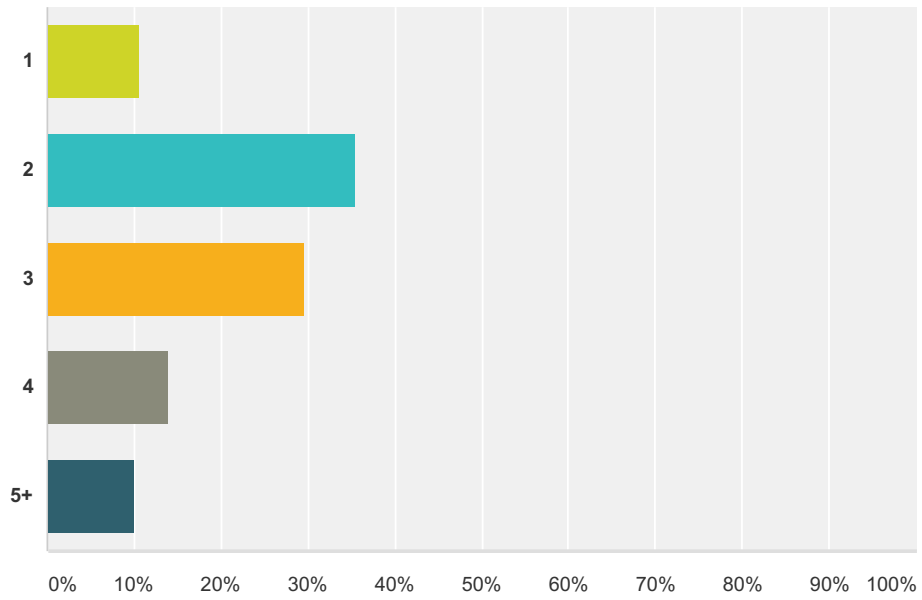
Answered: 411 Skipped: 2



Answer Choices	Responses
1	8.27% 34
2	34.55% 142
3	20.68% 85
4	23.60% 97
5	9.00% 37
6	1.70% 7
7+	2.19% 9
Total	411

Q13 How many total vehicles do the people in your household own?

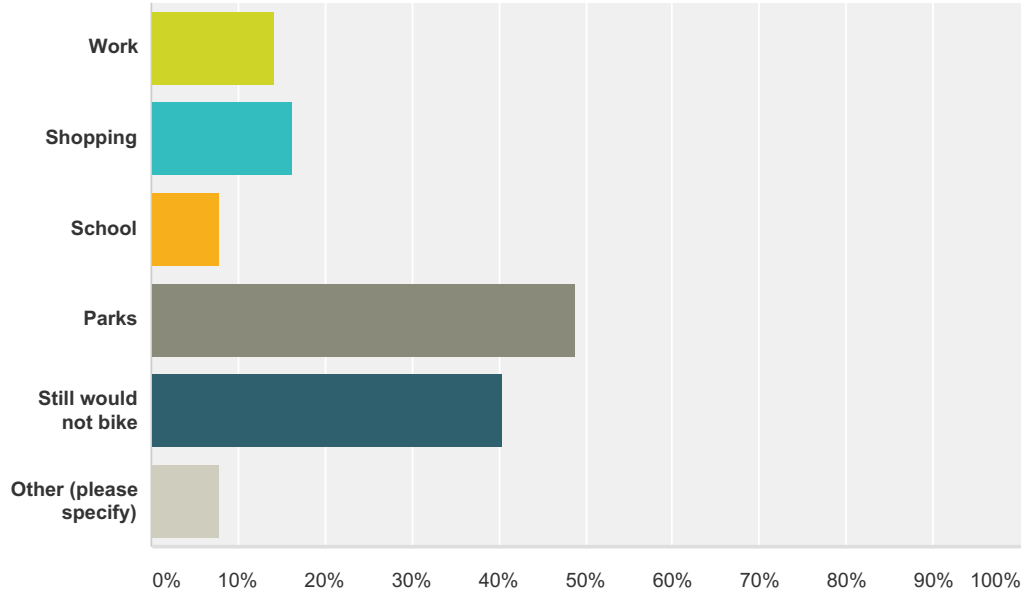
Answered: 405 Skipped: 8



Answer Choices	Responses
1	10.62% 43
2	35.56% 144
3	29.63% 120
4	14.07% 57
5+	10.12% 41
Total	405

Q14 Which destinations would you bike to if safe bicycle facilities were provided? Select all that apply.

Answered: 381 Skipped: 32



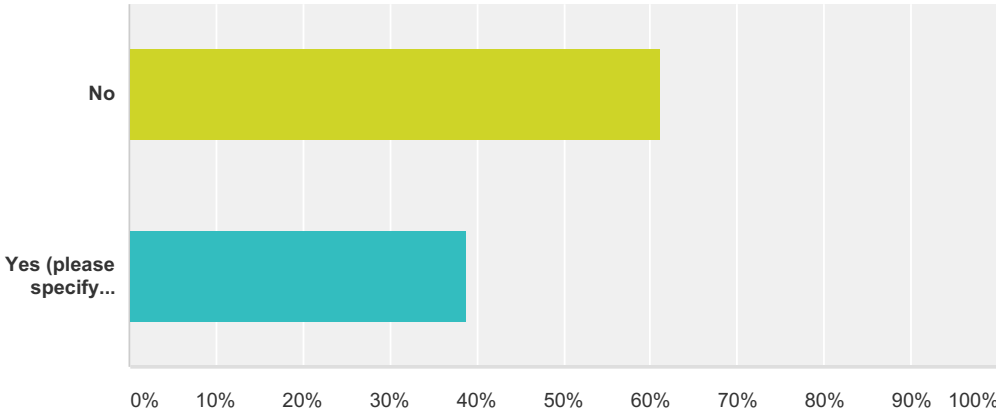
Answer Choices	Responses	
Work	14.17%	54
Shopping	16.27%	62
School	7.87%	30
Parks	48.82%	186
Still would not bike	40.42%	154
Other (please specify)	7.87%	30
Total Respondents: 381		

Q15 Please identify any sidewalks or greenways that need improvement:

Answered: 127 Skipped: 286

Q16 Are you concerned with safety or crash problems at a specific location?

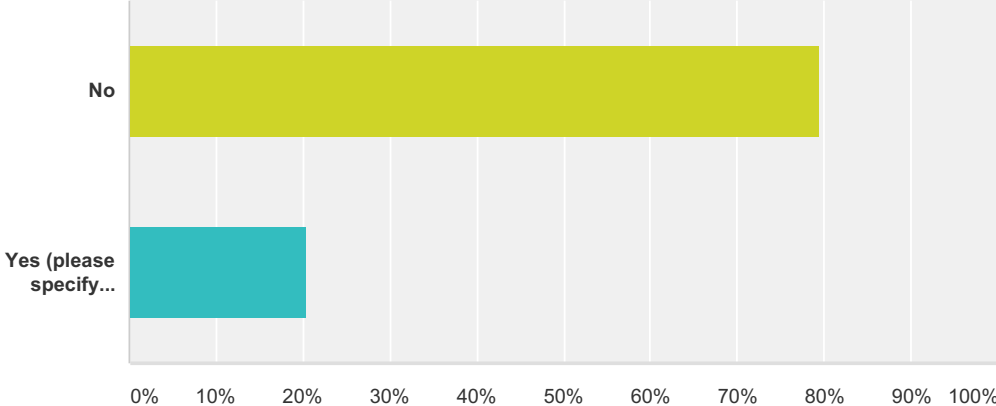
Answered: 361 Skipped: 52



Answer Choices	Responses
No	61.22% 221
Yes (please specify location)	38.78% 140
Total	361

Q17 Is truck traffic a problem in the area?

Answered: 382 Skipped: 31



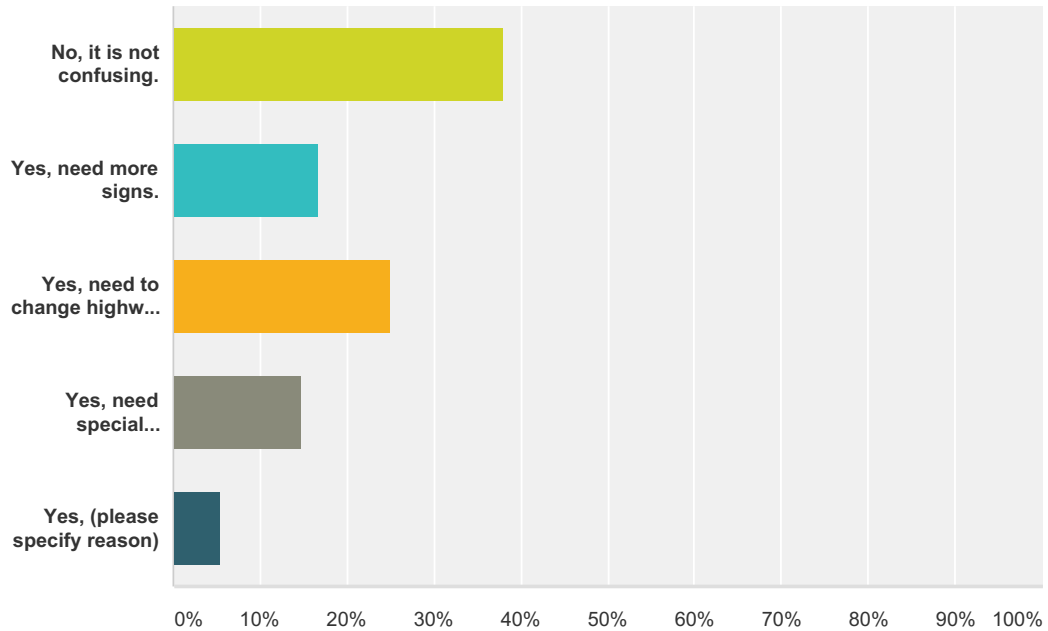
Answer Choices	Responses	
No	79.58%	304
Yes (please specify location)	20.42%	78
Total		382

Q18 How can transportation for business and industry be improved in Rutherford County?

Answered: 132 Skipped: 281

Q19 Do you believe that multiple routes named US 74 or US 221 cause confusion? If so, what could be done to improve getting around the county?

Answered: 394 Skipped: 19



Answer Choices	Responses
No, it is not confusing.	38.07% 150
Yes, need more signs.	16.75% 66
Yes, need to change highway names.	25.13% 99
Yes, need special wayfinding signs.	14.72% 58
Yes, (please specify reason)	5.33% 21
Total	394

Q20 Other than confusion over US 74 or US 221, how could navigation for a visitor be improved?

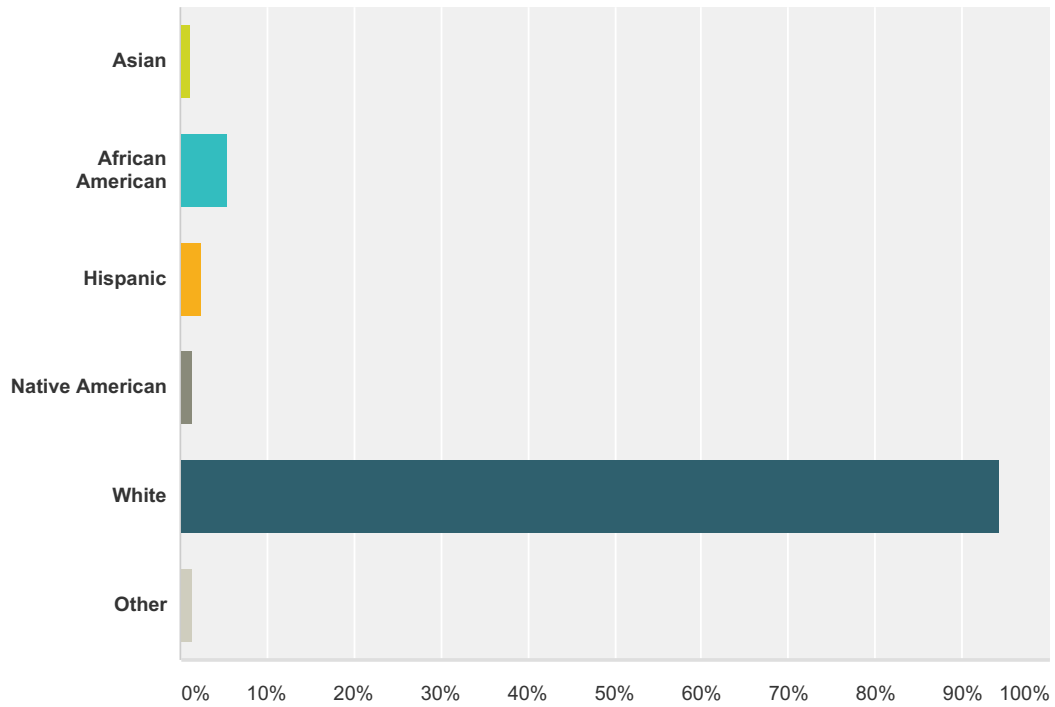
Answered: 150 Skipped: 263

Q21 Do you have any other comments or concerns regarding the transportation system in Rutherford County?

Answered: 130 Skipped: 283

Q22 What race or ethnicity do you most identify with? Please check all that apply.

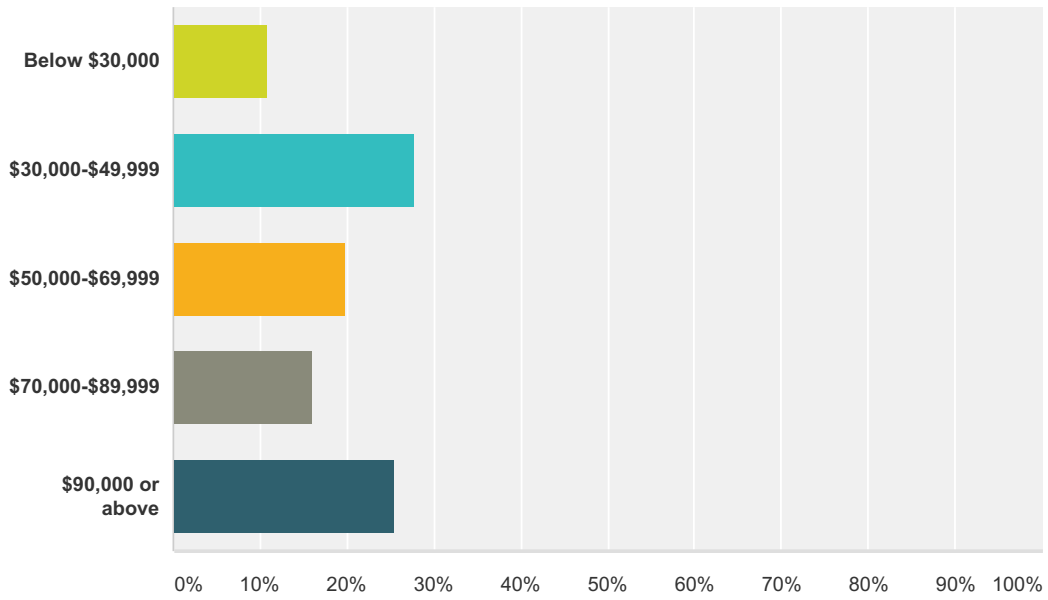
Answered: 401 Skipped: 12



Answer Choices	Responses
Asian	1.25% 5
African American	5.49% 22
Hispanic	2.49% 10
Native American	1.50% 6
White	94.26% 378
Other	1.50% 6
Total Respondents: 401	

Q23 What was your household income last year?

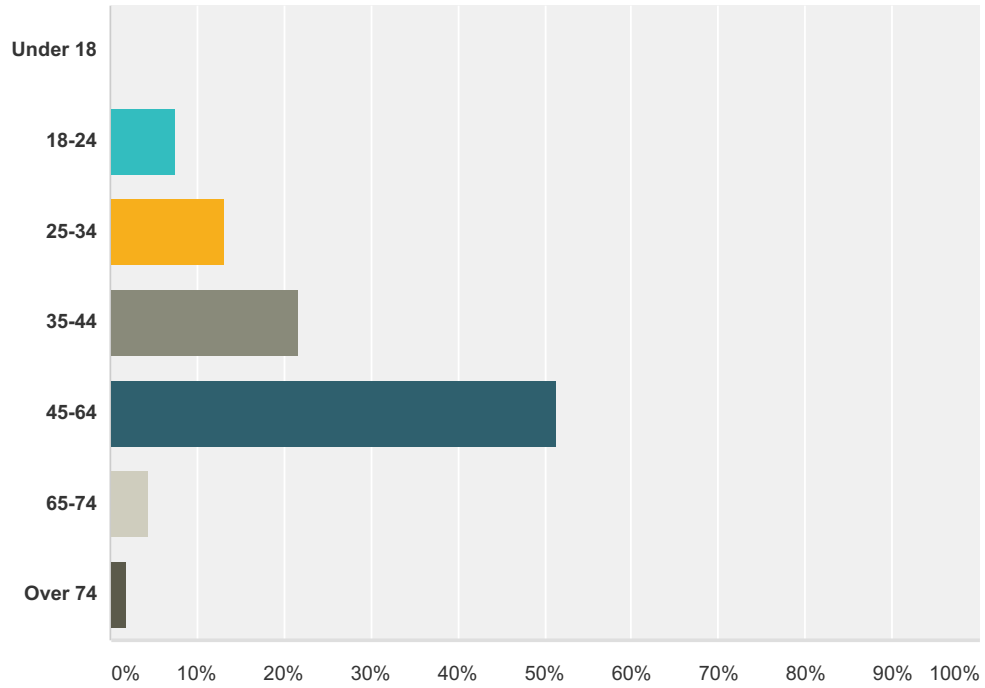
Answered: 368 Skipped: 45



Answer Choices	Responses	
Below \$30,000	10.87%	40
\$30,000-\$49,999	27.72%	102
\$50,000-\$69,999	19.84%	73
\$70,000-\$89,999	16.03%	59
\$90,000 or above	25.54%	94
Total		368

Q24 What is your age?

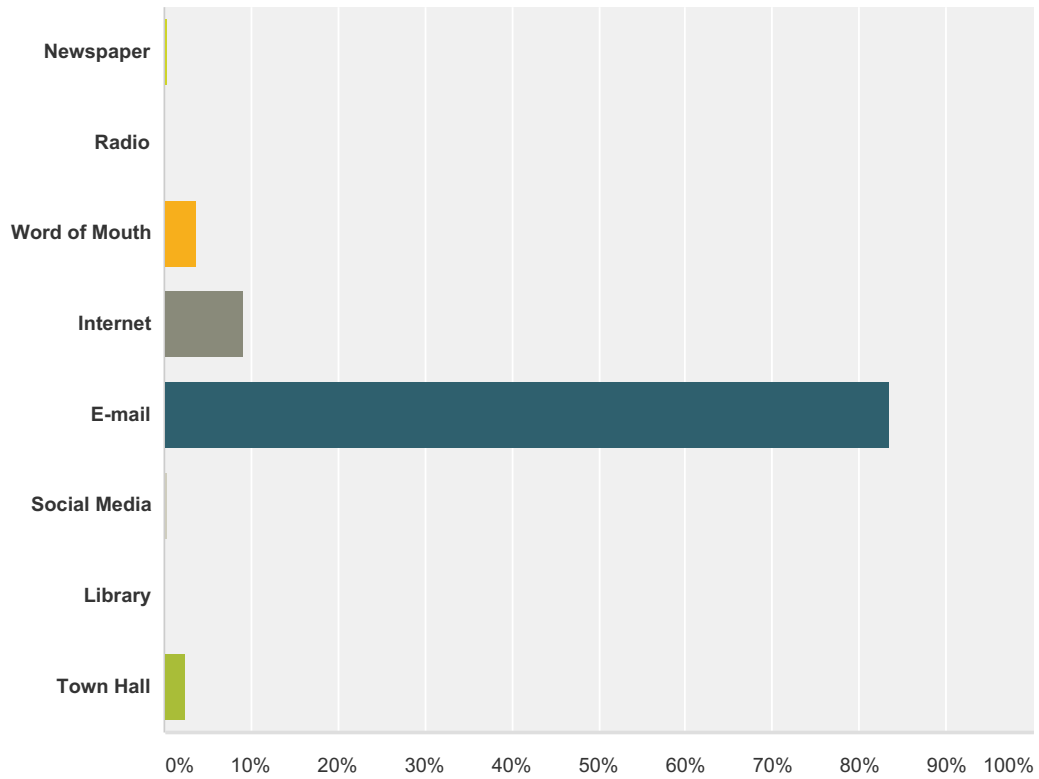
Answered: 413 Skipped: 0



Answer Choices	Responses	
Under 18	0.00%	0
18-24	7.51%	31
25-34	13.08%	54
35-44	21.79%	90
45-64	51.33%	212
65-74	4.36%	18
Over 74	1.94%	8
Total		413

Q25 How did you find out about this survey?

Answered: 410 Skipped: 3



Answer Choices	Responses
Newspaper	0.49% 2
Radio	0.24% 1
Word of Mouth	3.66% 15
Internet	9.27% 38
E-mail	83.41% 342
Social Media	0.49% 2
Library	0.00% 0
Town Hall	2.44% 10
Total	410