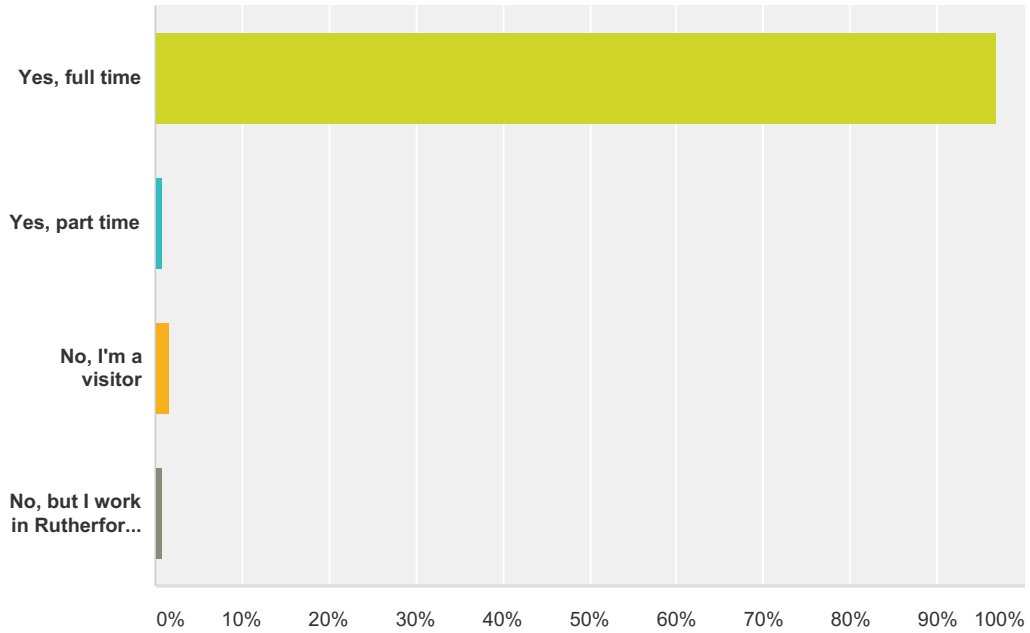


### Q1 Do you live in Rutherford County?

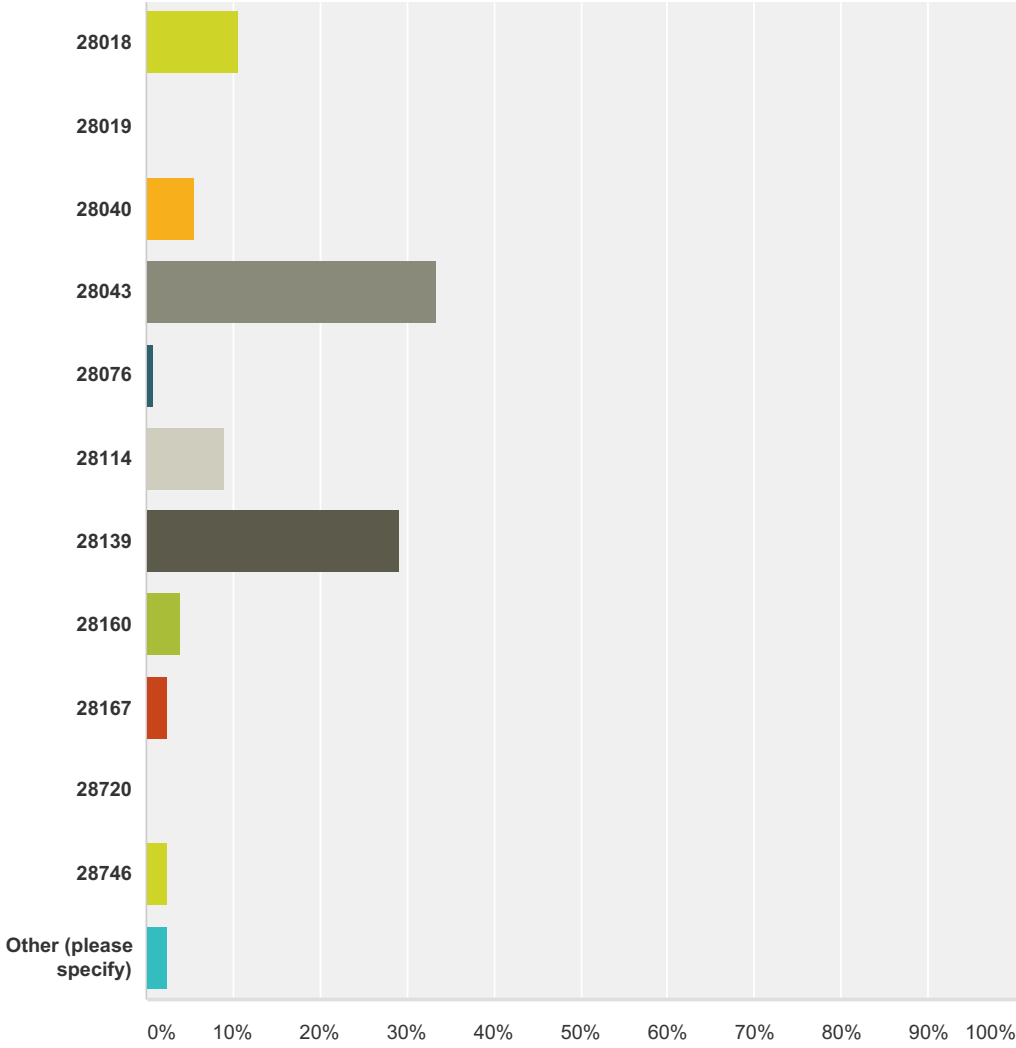
Answered: 124 Skipped: 0



Answer Choices	Responses
Yes, full time	96.77% 120
Yes, part time	0.81% 1
No, I'm a visitor	1.61% 2
No, but I work in Rutherford County	0.81% 1
<b>Total</b>	<b>124</b>

**Q2 Please provide the zip code of your local residence (if part time resident, enter zip code of house owned in Rutherford County):**

Answered: 123 Skipped: 1



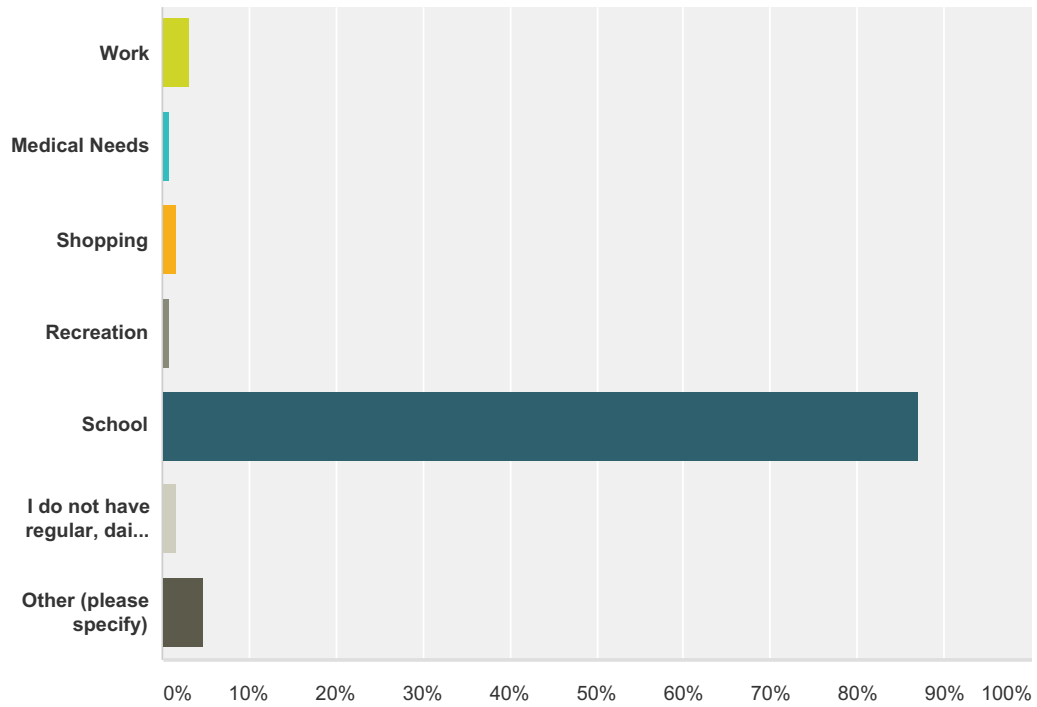
Answer Choices	Responses	Count
28018	10.57%	13
28019	0.00%	0
28040	5.69%	7
28043	33.33%	41
28076	0.81%	1
28114	8.94%	11

## Rutherford County Comprehensive Transportation Plan Survey

28139	29.27%	36
28160	4.07%	5
28167	2.44%	3
28720	0.00%	0
28746	2.44%	3
Other (please specify)	2.44%	3
<b>Total</b>		<b>123</b>

### Q3 What is your primary reason for regular, daily travel?

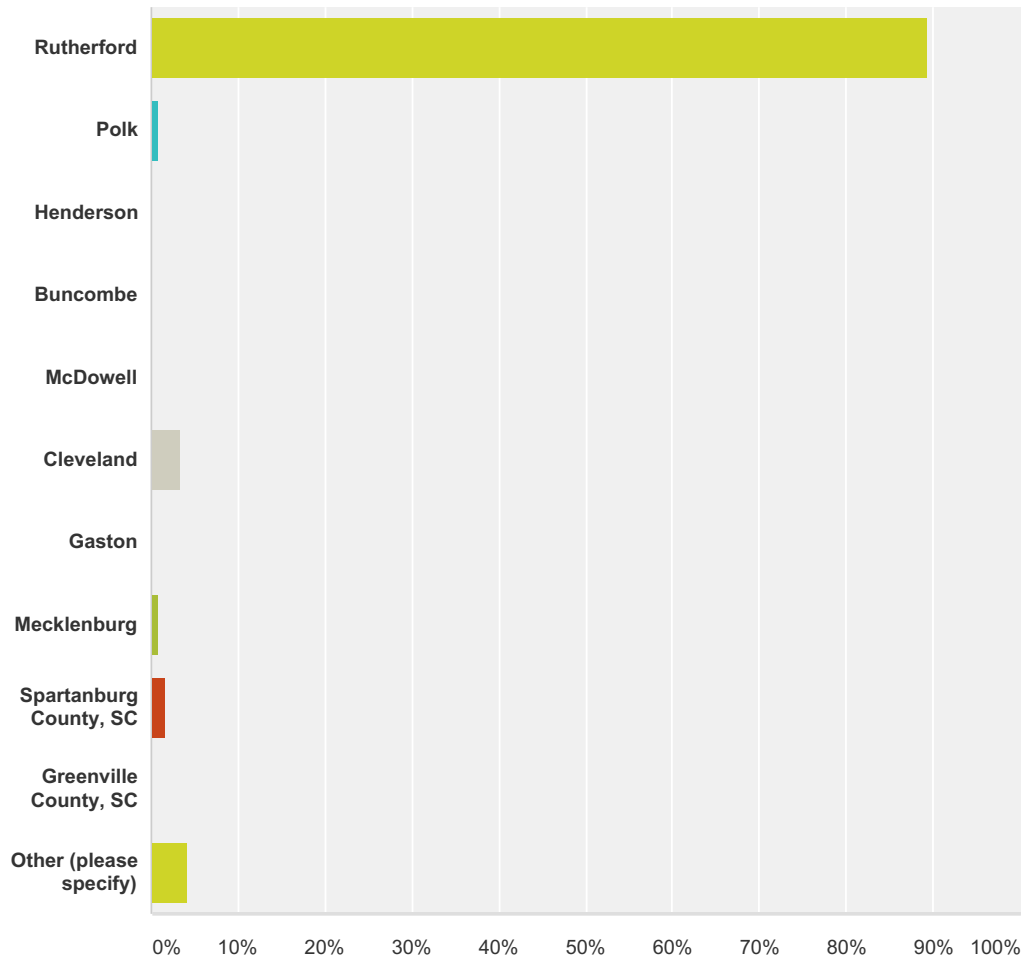
Answered: 124 Skipped: 0



Answer Choices	Responses
Work	3.23% 4
Medical Needs	0.81% 1
Shopping	1.61% 2
Recreation	0.81% 1
School	87.10% 108
I do not have regular, daily travel	1.61% 2
Other (please specify)	4.84% 6
<b>Total</b>	<b>124</b>

### Q4 What county do you work in (or regularly travel to daily for another reason)?

Answered: 121 Skipped: 3



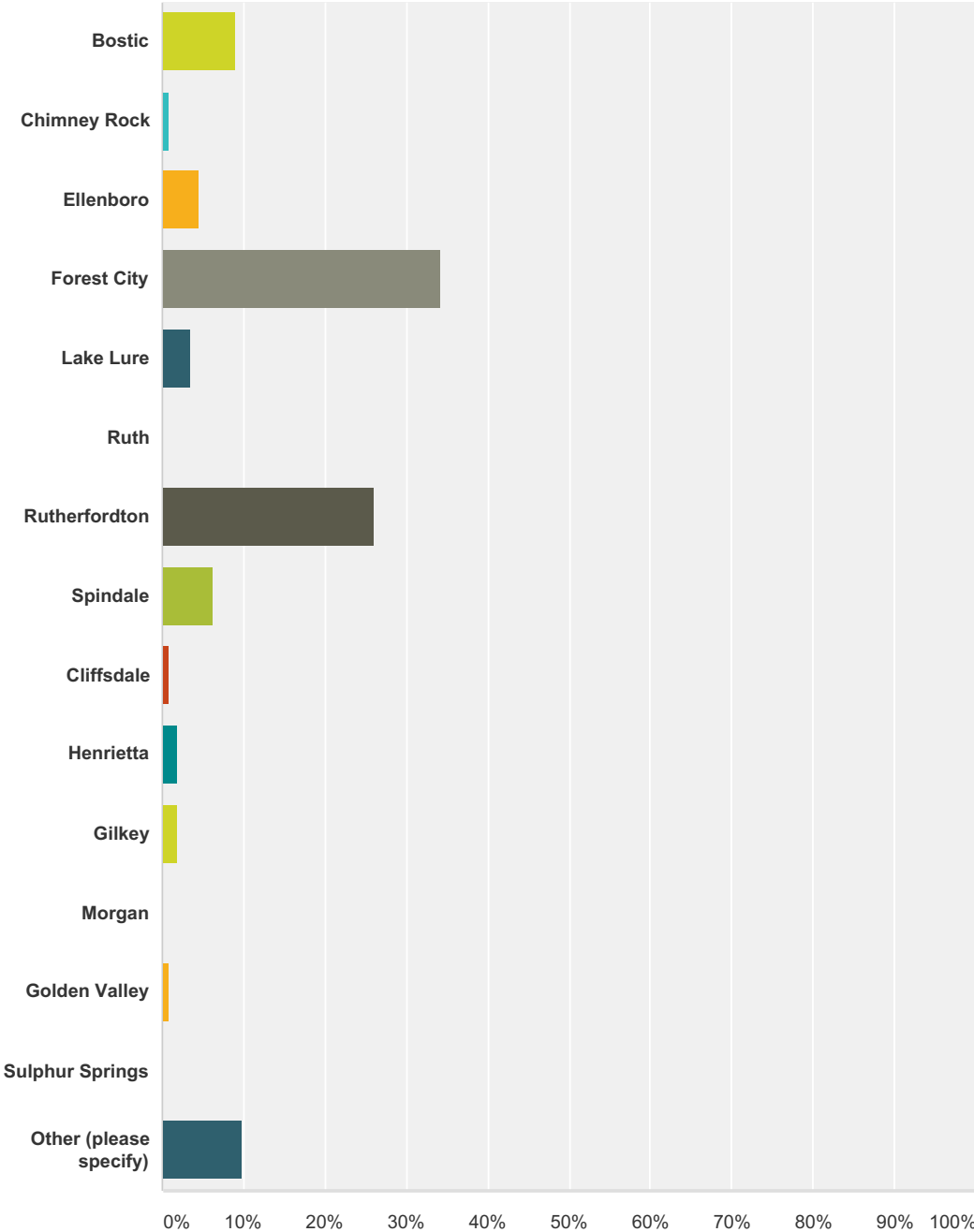
Answer Choices	Responses	
Rutherford	89.26%	108
Polk	0.83%	1
Henderson	0.00%	0
Buncombe	0.00%	0
McDowell	0.00%	0
Cleveland	3.31%	4
Gaston	0.00%	0
Mecklenburg	0.83%	1
Spartanburg County, SC	1.65%	2

## Rutherford County Comprehensive Transportation Plan Survey

Greenville County, SC	0.00%	0
Other (please specify)	4.13%	5
<b>Total</b>		<b>121</b>

**Q5 If you work in Rutherford County, where more specifically do you work (or regularly travel to daily for another reason)?**

Answered: 111 Skipped: 13



Answer Choices	Responses
Bostic	9.01% 10
Chimney Rock	0.90% 1
Ellenboro	4.50% 5

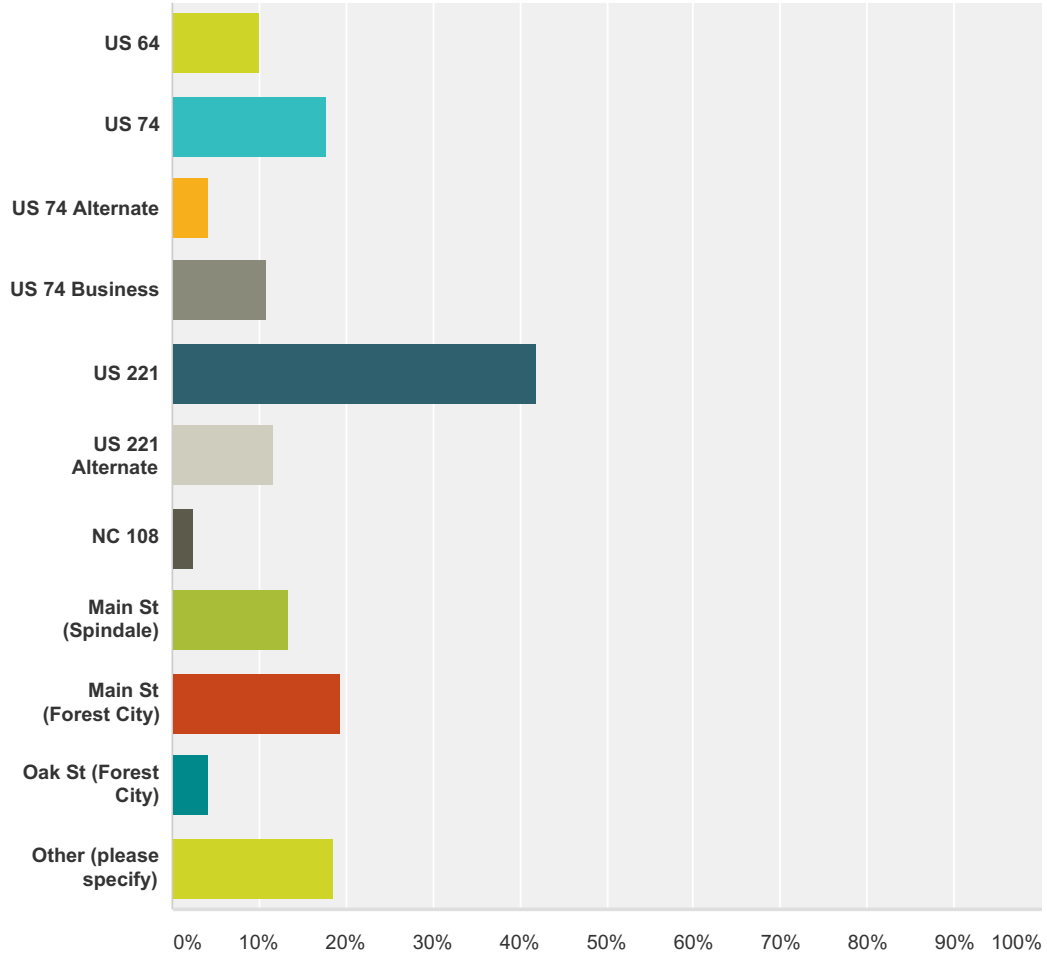
## Rutherford County Comprehensive Transportation Plan Survey

Forest City	34.23%	38
Lake Lure	3.60%	4
Ruth	0.00%	0
Rutherfordton	26.13%	29
Spindale	6.31%	7
Cliffsdale	0.90%	1
Henrietta	1.80%	2
Gilkey	1.80%	2
Morgan	0.00%	0
Golden Valley	0.90%	1
Sulphur Springs	0.00%	0
Other (please specify)	9.91%	11
<b>Total</b>		<b>111</b>



**Q6 What is the primary route you take to work (or to the destination of your regular daily travel)? Select all that apply.**

Answered: 119 Skipped: 5



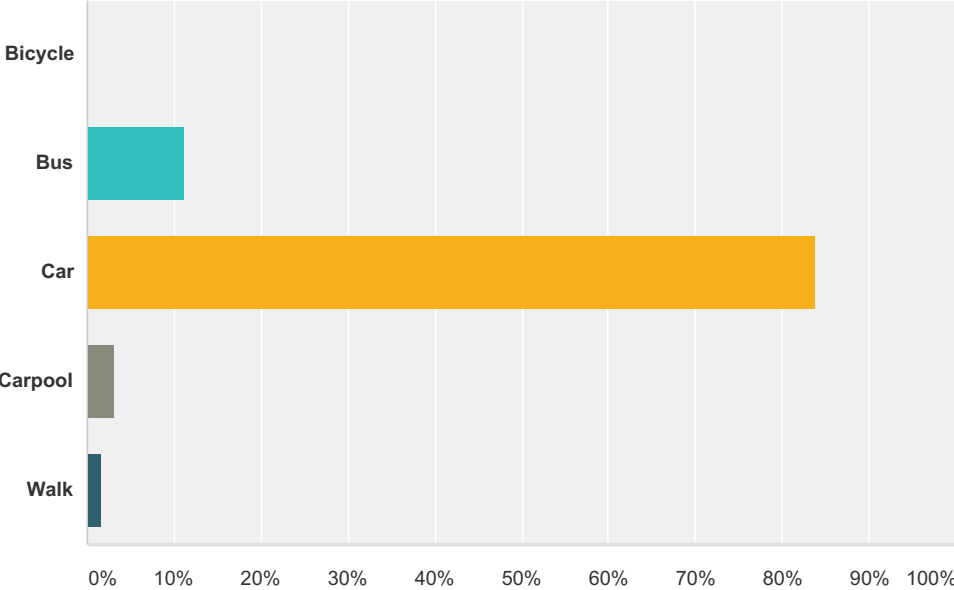
Answer Choices	Responses
US 64	10.08% 12
US 74	17.65% 21
US 74 Alternate	4.20% 5
US 74 Business	10.92% 13
US 221	42.02% 50
US 221 Alternate	11.76% 14
NC 108	2.52% 3
Main St (Spindale)	13.45% 16
Main St (Forest City)	19.33% 23

## Rutherford County Comprehensive Transportation Plan Survey

Oak St (Forest City)	4.20%	5
Other (please specify)	18.49%	22
<b>Total Respondents: 119</b>		

### Q7 How do you typically commute?

Answered: 124 Skipped: 0



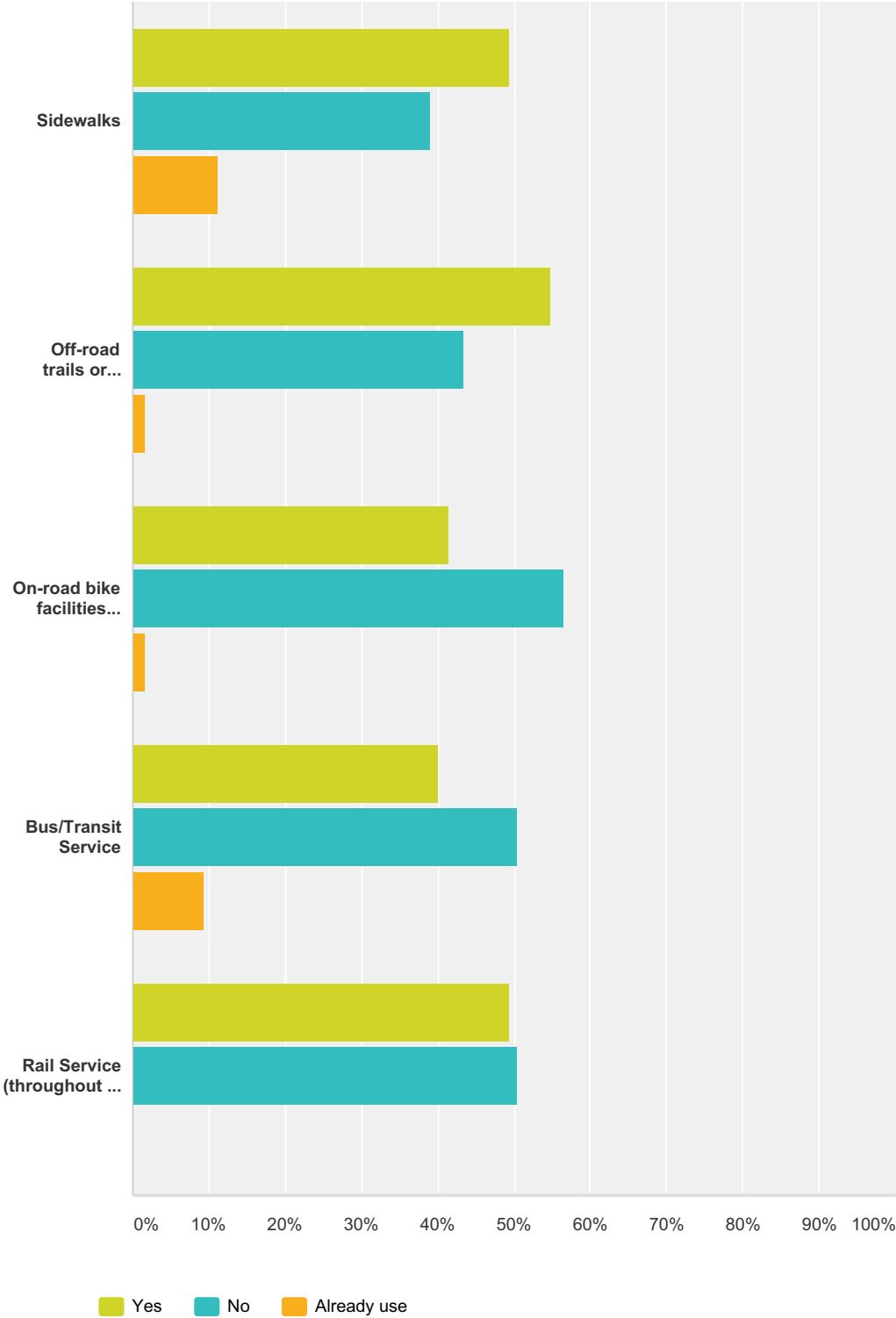
Answer Choices	Responses
Bicycle	0.00% 0
Bus	11.29% 14
Car	83.87% 104
Carpool	3.23% 4
Walk	1.61% 2
<b>Total</b>	<b>124</b>

**Q8 What one road is the most congested in Rutherford County?**

Answered: 87 Skipped: 37

**Q9 Would you use the following transportation facilities in your daily commute instead of your personal vehicle if they were convenient to access?**

Answered: 121 Skipped: 3



## Rutherford County Comprehensive Transportation Plan Survey

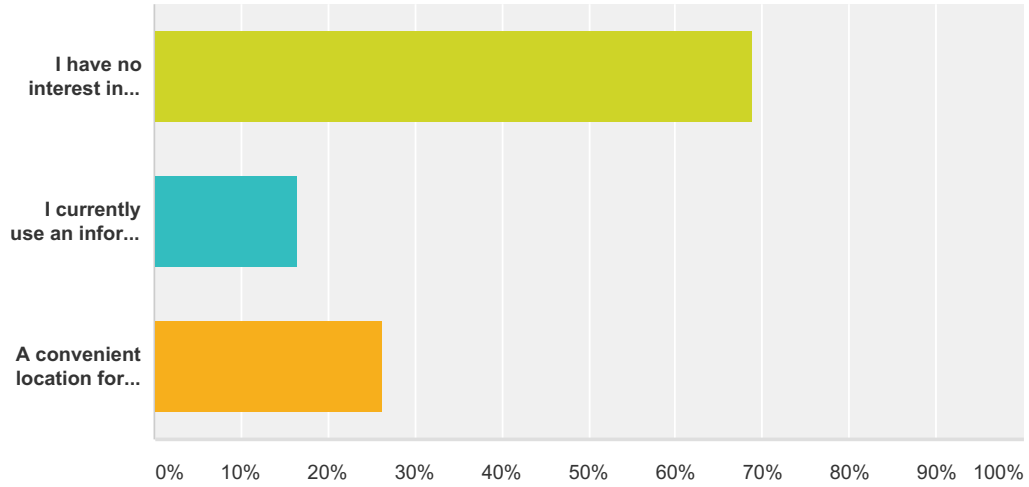
	Yes	No	Already use	Total
Sidewalks	<b>49.57%</b> 57	<b>39.13%</b> 45	<b>11.30%</b> 13	115
Off-road trails or greenways for walking and biking	<b>55.00%</b> 66	<b>43.33%</b> 52	<b>1.67%</b> 2	120
On-road bike facilities (i.e. bike lanes or wide shoulders)	<b>41.59%</b> 47	<b>56.64%</b> 64	<b>1.77%</b> 2	113
Bus/Transit Service	<b>40.17%</b> 47	<b>50.43%</b> 59	<b>9.40%</b> 11	117
Rail Service (throughout the county and to nearby towns)	<b>49.57%</b> 57	<b>50.43%</b> 58	<b>0.00%</b> 0	115

**Q10 What improvements would need to be made to the transit system to make it a desirable choice for transportation?**

Answered: 77 Skipped: 47

**Q11 What are locations you currently use or would like to use for a park and ride lot for carpooling or transit facilities? Select all that apply.**

Answered: 103 Skipped: 21

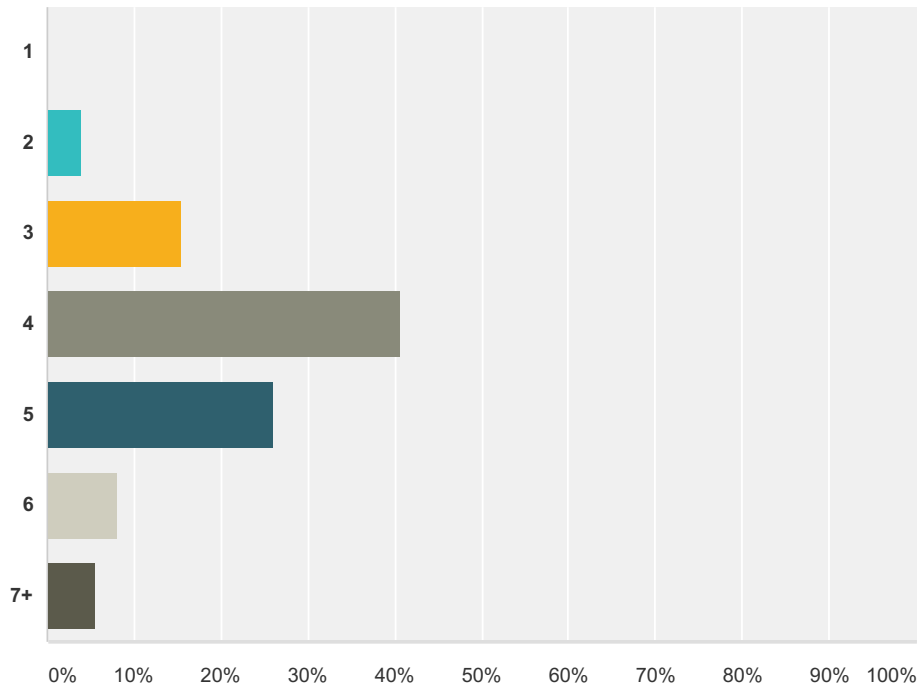


Answer Choices	Responses
I have no interest in using a park and ride lot.	68.93% 71
I currently use an informal location as a park and ride lot [please describe location in comment section].	16.50% 17
A convenient location for a park and ride lot would be [please describe location in comment section].	26.21% 27
<b>Total Respondents: 103</b>	



### Q12 How many people live in your household, including yourself?

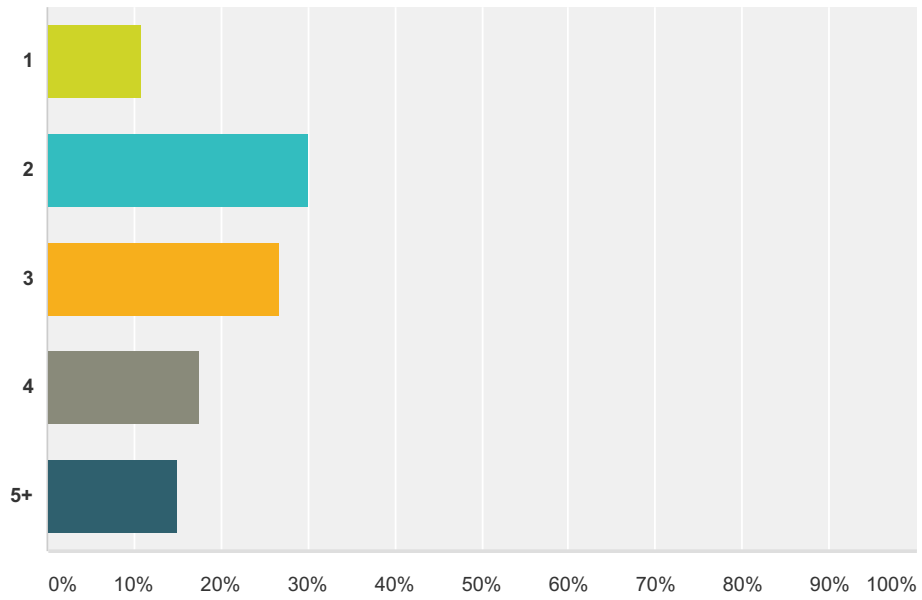
Answered: 123 Skipped: 1



Answer Choices	Responses
1	0.00% 0
2	4.07% 5
3	15.45% 19
4	40.65% 50
5	26.02% 32
6	8.13% 10
7+	5.69% 7
<b>Total</b>	<b>123</b>

### Q13 How many total vehicles do the people in your household own?

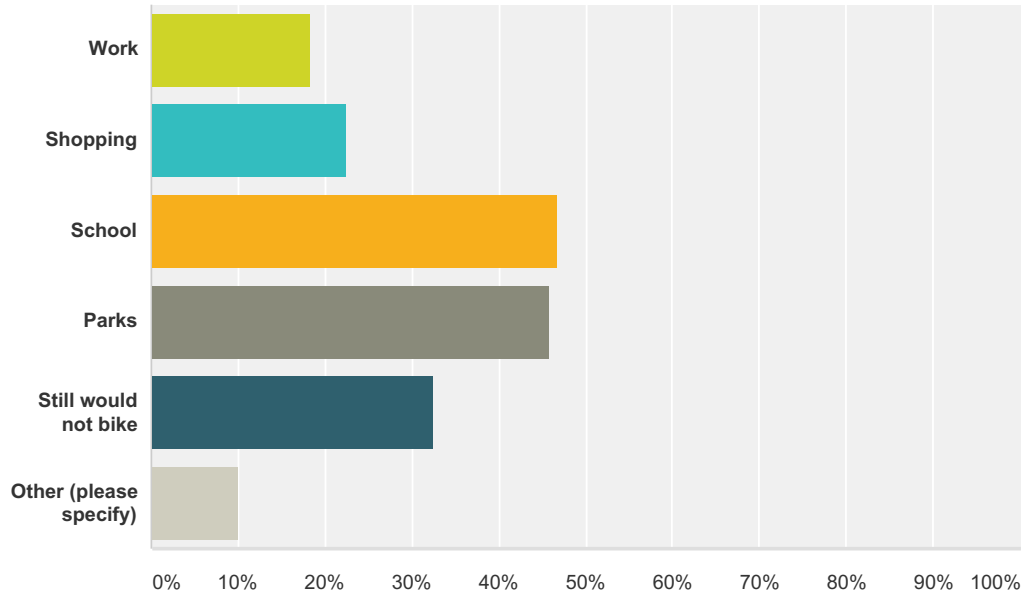
Answered: 120 Skipped: 4



Answer Choices	Responses
1	10.83% 13
2	30.00% 36
3	26.67% 32
4	17.50% 21
5+	15.00% 18
<b>Total</b>	<b>120</b>

**Q14 Which destinations would you bike to if safe bicycle facilities were provided? Select all that apply.**

Answered: 120 Skipped: 4



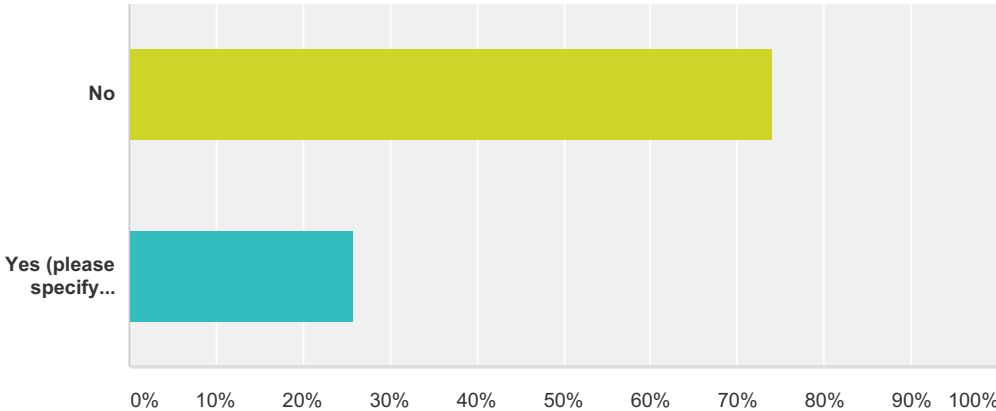
Answer Choices	Responses
Work	18.33% 22
Shopping	22.50% 27
School	46.67% 56
Parks	45.83% 55
Still would not bike	32.50% 39
Other (please specify)	10.00% 12
<b>Total Respondents: 120</b>	

**Q15 Please identify any sidewalks or greenways that need improvement:**

Answered: 52 Skipped: 72

**Q16 Are you concerned with safety or crash problems at a specific location?**

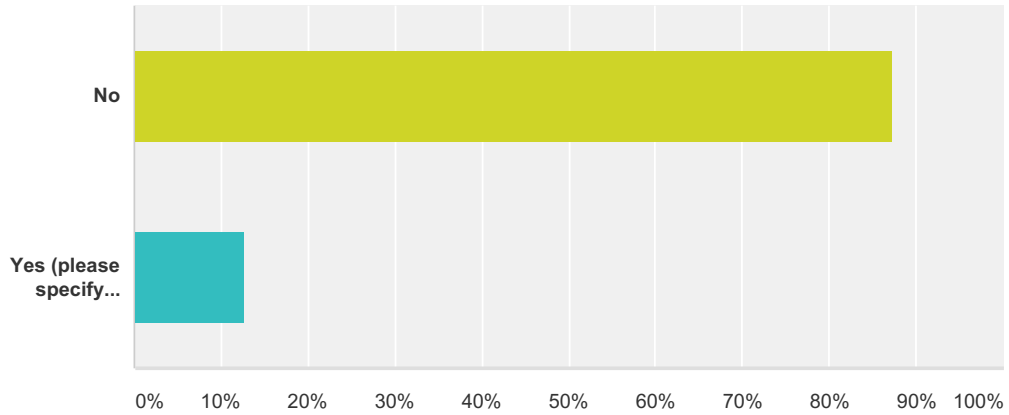
Answered: 116 Skipped: 8



Answer Choices	Responses
No	74.14% 86
Yes (please specify location)	25.86% 30
<b>Total</b>	<b>116</b>

### Q17 Is truck traffic a problem in the area?

Answered: 118 Skipped: 6



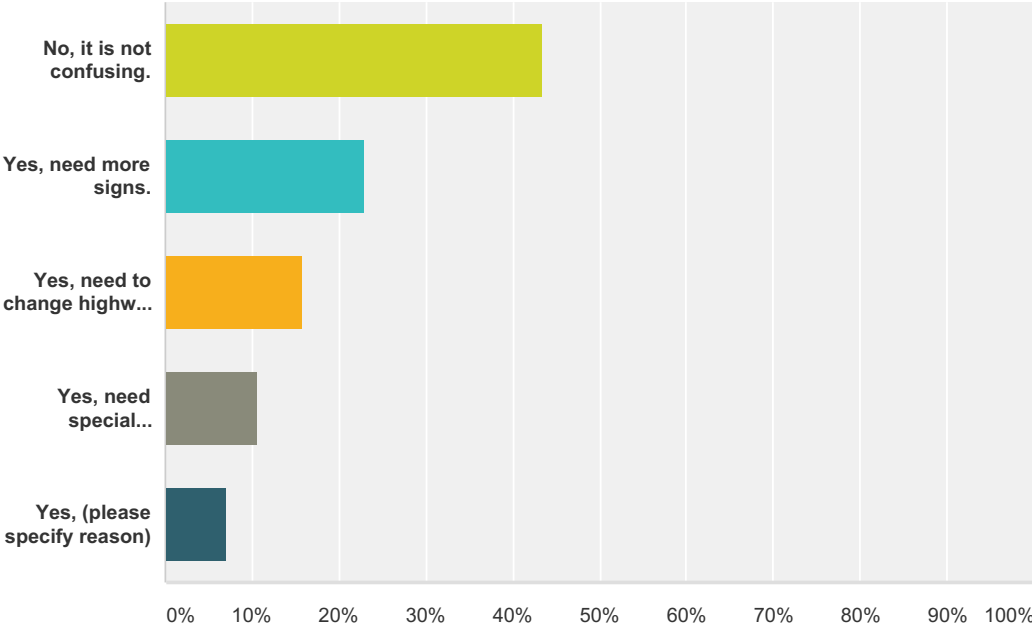
Answer Choices	Responses
No	87.29% 103
Yes (please specify location)	12.71% 15
<b>Total</b>	<b>118</b>

**Q18 How can transportation for business and industry be improved in Rutherford County?**

Answered: 58 Skipped: 66

**Q19 Do you believe that multiple routes named US 74 or US 221 cause confusion? If so, what could be done to improve getting around the county?**

Answered: 113 Skipped: 11



Answer Choices	Responses
No, it is not confusing.	43.36% 49
Yes, need more signs.	23.01% 26
Yes, need to change highway names.	15.93% 18
Yes, need special wayfinding signs.	10.62% 12
Yes, (please specify reason)	7.08% 8
<b>Total</b>	<b>113</b>



**Q20 Other than confusion over US 74 or US 221, how could navigation for a visitor be improved?**

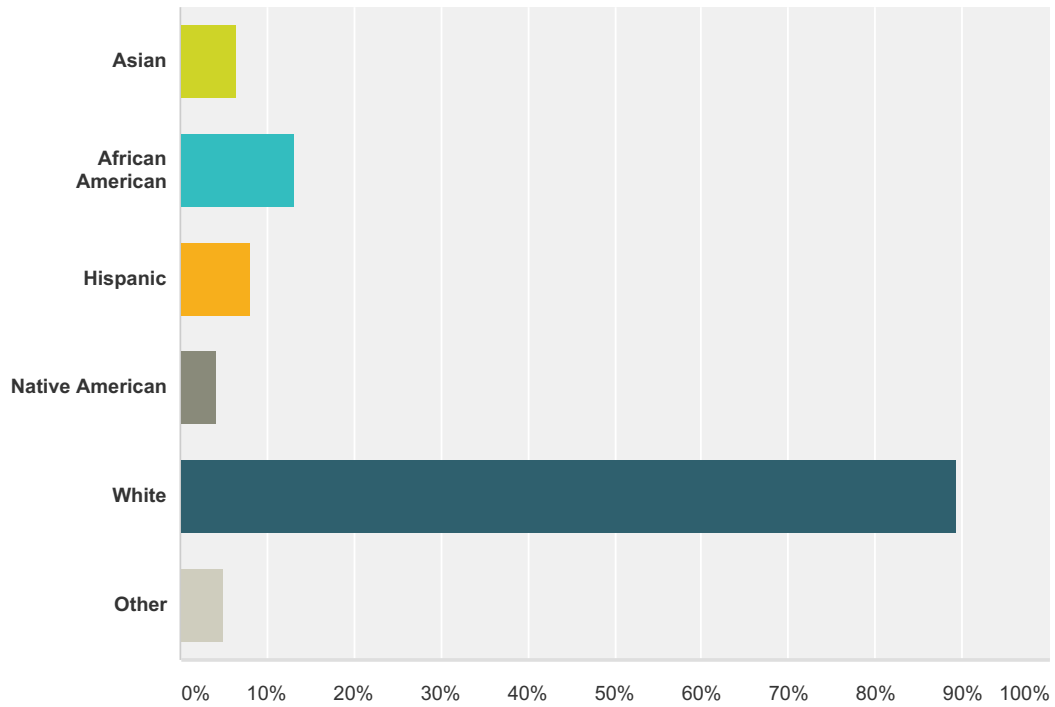
Answered: 61 Skipped: 63

**Q21 Do you have any other comments or concerns regarding the transportation system in Rutherford County?**

Answered: 50 Skipped: 74

**Q22 What race or ethnicity do you most identify with? Please check all that apply.**

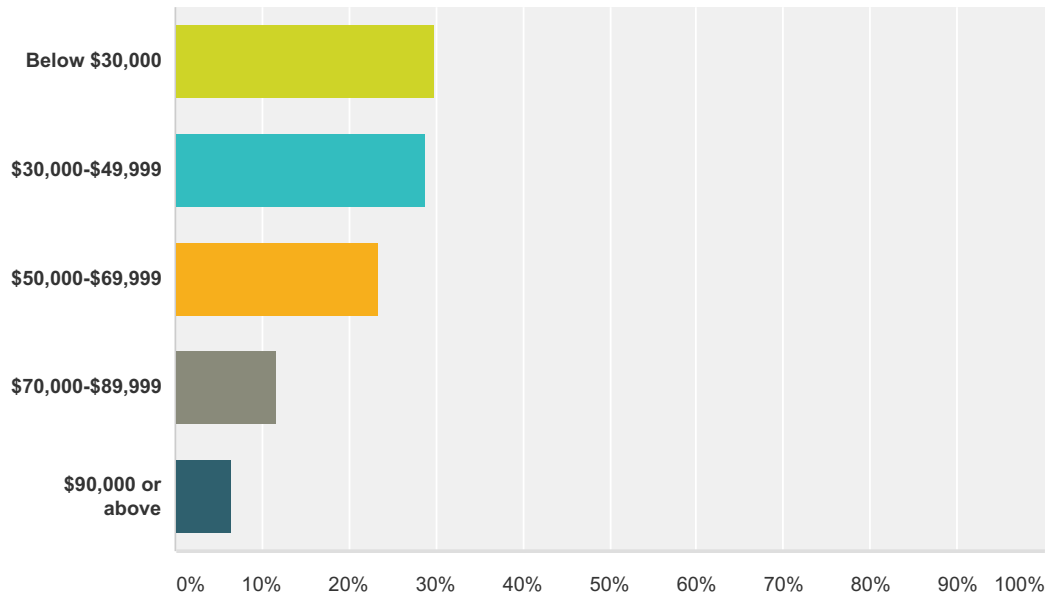
Answered: 122 Skipped: 2



Answer Choices	Responses
Asian	6.56% 8
African American	13.11% 16
Hispanic	8.20% 10
Native American	4.10% 5
White	89.34% 109
Other	4.92% 6
<b>Total Respondents: 122</b>	

### Q23 What was your household income last year?

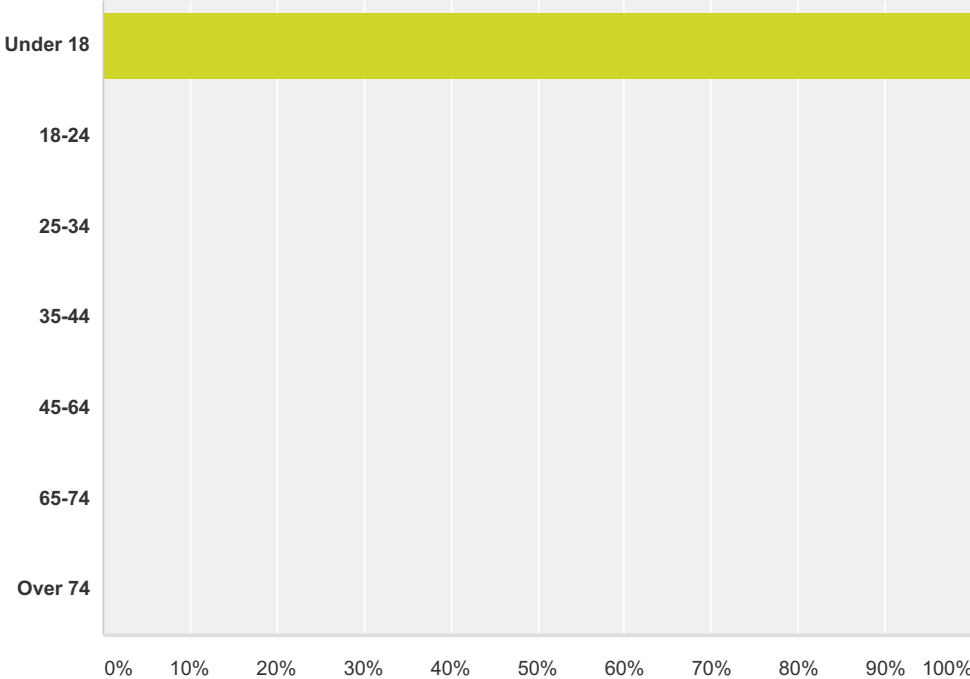
Answered: 94 Skipped: 30



Answer Choices	Responses
Below \$30,000	29.79% 28
\$30,000-\$49,999	28.72% 27
\$50,000-\$69,999	23.40% 22
\$70,000-\$89,999	11.70% 11
\$90,000 or above	6.38% 6
<b>Total</b>	<b>94</b>

### Q24 What is your age?

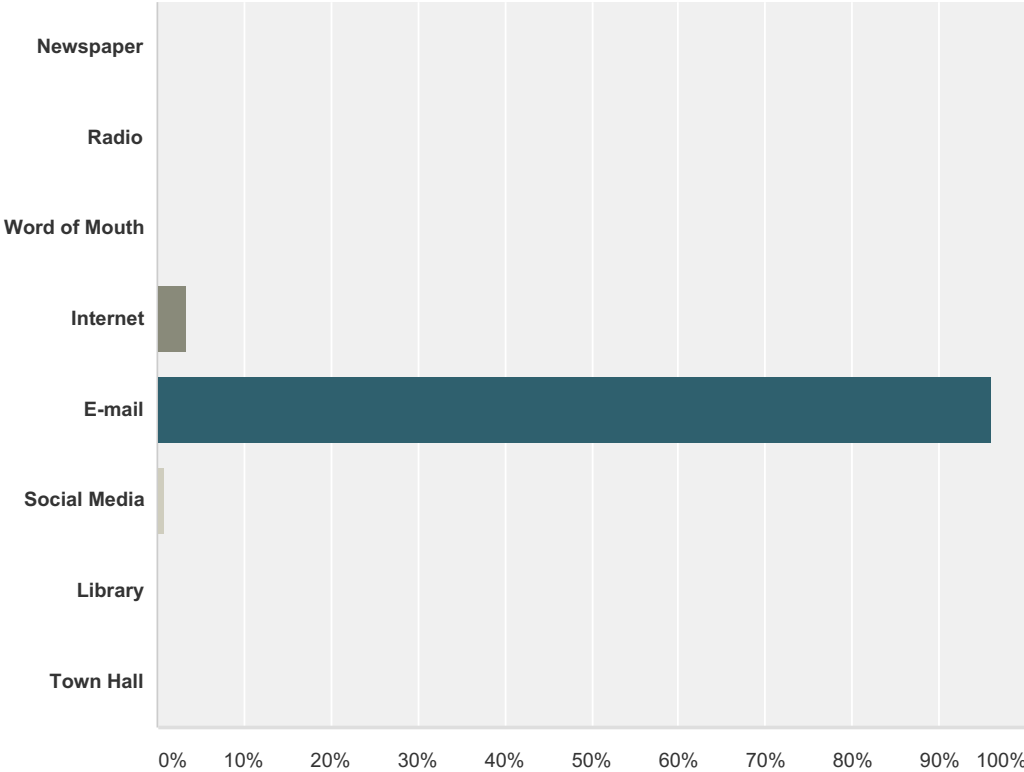
Answered: 124 Skipped: 0



Answer Choices	Responses
Under 18	100.00% 124
18-24	0.00% 0
25-34	0.00% 0
35-44	0.00% 0
45-64	0.00% 0
65-74	0.00% 0
Over 74	0.00% 0
<b>Total</b>	<b>124</b>

### Q25 How did you find out about this survey?

Answered: 123 Skipped: 1



Answer Choices	Responses
Newspaper	0.00% 0
Radio	0.00% 0
Word of Mouth	0.00% 0
Internet	3.25% 4
E-mail	95.93% 118
Social Media	0.81% 1
Library	0.00% 0
Town Hall	0.00% 0
<b>Total</b>	<b>123</b>