NC DEPARTMENT OF TRANSPORTATION
DIVISION OF HIGHWAYS
STRUCTURE MANAGEMENT UNIT

ATTENTION: PRIORITY ACTION REQUESTED

Structure Safety Report

Routine Element Inspection - Contract

INSPECTION DATE: 04/20/2021

DIVISION: 14 **COUNTY:** HAYWOOD **STRUCTURE NUMBER:** 430236 **FREQUENCY:** 24 MONTHS

FACILITY CARRIED: I-40 **MILE POST:** 29.3

LOCATION: 1.8 MI.E.JCT.SR1660

FEATURE INTERSECTED: SR1513

LATITUDE: 35° 32' 56.11" **LONGITUDE:** 82° 53' 9.02"

SUPERSTRUCTURE:

SUBSTRUCTURE:

SPANS: 3 SPANS. SEE SPAN PROFILE SHEET FOR SPAN DETAILS

☐ FRACTURE CRITICAL ☐ TEMPORARY SHORING ☐ SCOUR CRITICAL ☐ SCOUR PLAN OF ACTION

GRADES: (Inspector/NBI Coding) **DECK** 5 / 5 **SUPERSTRUCTURE** 5 / 5 **SUBSTRUCTURE** 4 / 4 **CULVERT** N / N

POSTED SV: Not Posted **POSTED TTST:** Not Posted

OTHER SIGNS PRESENT: NONE

LOOKING EAST

Sign noticed issued for		Number Required
NO	**WEIGHT LIMIT**	0
NO	**DELINEATORS**	0
NO	**NARROW BRIDGE**	0
NO	**ONE LANE BRIDGE**	0
NO	**LOW CLEARANCE**	0

DIRECTION OF INSPECTION W-E

DIRECTION MATCHES PLANS YES

INSPECTED BY	SIGNATURE	ASSISTED BY
Jason E. Bartley	Jason E. Bartley	W. Scott Nelson

NATIONAL BRIDGE INVENTROY ----- STRUCTURE INVENTORY AND APPRAISAL

06/11/2021

IDENTIFICATION

(1) STATE NAME NORTH CAROLINA BRIDGE **430236**
(8) STRUCTURE NUMBER (FEDERAL) **0870236**
(5) INVENTORY ROUTE (ON/UNDER) ON **111000400**
(2) STATE HIGHWAY DEPARTMENT DISTRICT **14**
(3) COUNTY CODE (FEDERAL) **87** (4) PLACE CODE **13280**
(6) FEATURE INTERSECTED **SR1513**
(7) FACILITY CARRIED **I-40**
(9) LOCATION **1.8 MI.E.JCT.SR1660**
(11) MILEPOINT **29.3**
(12) BASE HIGHWAY NETWORK **1**
(13) LRS INVENTORY ROUTE & SUBROUTE **10040**
(16) LATITUDE **35° 32' 56.11"** (17) LONGITUDE **82° 53' 9.02"**
(98) BORDER BRIDGE STATE CODE PERCENT SHARED
(99) BORDER BRIDGE STRUCTURE NUMBER

STRUCTURE TYPE AND MATERIAL

(43) STRUCTURE TYPE MAIN **Steel**
TYPE **Stringer/Multi-beam or girder** CODE **302**
(44) STRUCTURE TYPE APPROACH
TYPE CODE
(45) NUMBER OF SPANS IN MAIN UNIT **3**
(46) NUMBER OF SPANS IN APPROACH **0**
(107) DECK STRUCTURE TYPE CODE **1**
(108)WEARING SURFACE/PROTECTIVE SYSTEM
(A) TYPE OF WEARING SURFACE CODE **1**
(B) TYPE OF MEMBRANE CODE **0**
(C) TYPE OF DECK PROTECTION CODE **0**

AGE AND SERVICE

(27) YEAR BUILT **1961**
(106) YEAR RECONSTRUCTED **1988**
(42) TYPE OF SERVICE ON - **Highway**
OFF - **Highway** CODE **11**
(28) LANES ON STRUCTURE **4** LANES UNDER STRUCTURE **2**
(29) AVERAGE DAILY TRAFFIC **27500**
(30) YEAR OF ADT **2019** (109) TRUCK ADT PCT **16**
(19) BYPASS OR DETOUR LENGTH **3.0**

GEOMETRIC DATA

(48) LENGTH OF MAXIMUM SPAN **52.0**
(49) STRUCTURE LENGTH **146.0**
(50) CURB OR SIDEWALK: LEFT **0.0** RIGHT **0.0**
(51) BRIDGE ROADWAY WIDTH, CURB TO CURB **66.0**
(52) DECK WIDTH OUT TO OUT **73.3**
(32) APPROACH ROADWAY WITH (W/ SHOULDERS) **76.0**
(33) BRIDGE MEDIAN **Closed median w/ non-mountable barriers** CODE **3**
(34) SKEW **30** (35) STRUCTURE FLARED **0**
(10) INVENTORY ROUTE MIN VERT CLEAR **999.9**
(47) INVENTORY ROUTE TOTAL HORIZ CLEAR **33.0**
(53) MIN VERT CLEAR OVER BRIDGE RDWY **999.9**
(54) MIN VERT UNDERCLEAR: REFERENCE **H** **14.6**
(55) MIN LAT UNDERCLEARANCE RT: REFERENCE **H** **11.8**
(56) MIN LAT UNDERCLEARANCE LT: **0.0**

NAVIGATION DATA

(38) NAVIGATION CONTROL - CODE **N**
(111) PIER PROTECTION CODE
(39) NAVIGATION VERTICAL CLEARANCE **0.0**
(116) VERT - LIFT BRIDGE NAV MIN VERT CLEAR **0.0**
(40) NAVIGATION HORIZONTAL CLEARANCE **0.0**

SUFFICIENCY RATING **54.89**
STATUS = **Structurally Deficient**

CLASSIFICATION — CODE

(112) NBIS BRIDGE SYSTEM **YES**
(104) HIGHWAY SYSTEM **Inventory Route is on NHS** **1**
(26) FUNCTIONAL CLASS **Urban Principal Arterial - Interstate** **11**
(100) STRAHNET HIGHWAY **Interstate STRAHNET Route** **1**
(101) PARALLEL STRUCTURE **No parallel structure exists** **N**
(102) DIRECTION OF TRAFFIC **2-way traffic** **2**
(103) TEMPORARY STRUCTURE
(110) DESIGNATED NATIONAL NETWORK - **on natiional network for trucks** **1**
(20) TOLL **On Free Road** **3**
(21) MAINT - **01**
(22) OWNER - **01**
(37) HISTORICAL SIGNIFICANCE - **5**

CONDITION — CODE

(58) DECK **5**
(59) SUPERSTRUCTURE **5**
(60) SUBSTRUCTURE **4**
(61) CHANNEL & CHANNEL PROTECTION **N**
(62) CULVERTS **N**

LOAD RATING AND POSTING — CODE

(31) DESIGN LOAD **H 20 + Mod** **6**
(63) OPERATING RATING METHOD - **Load Factor** **1**
(64) OPERATING RATING - **HS-36** **65**
(65) INVENTORY RATING METHOD - **1**
(66) INVENTORY RATING **HS-22** **39**
(70) BRIDGE POSTING **No Posting Required** **5**
(41) STRUCTURE OPEN, POSTED, OR CLOSED **A**
DESCRIPTION **Open, no restriction**

APPRAISAL — CODE

(67) STRUCTURAL EVALUATION **4**
(68) DECK GEOMETRY **6**
(69) UNDERCLEARANCES, VERT & HORIZ **6**
(71) WATERWAY ADEQUACY **4**
(72) APPROACH ROADWAY ALIGNMENT **6**
(36) TRAFFIC SAFETY FEATURES **1111**
(113) SCOUR CRITICAL BRIDGES **N**

PROPOSED IMPROVEMENTS

(75) TYPE OF WORK CODE
(76) LENGTH OF STRUCTURE IMPROVEMENT
(94) BRIDGE IMPROVEMENT COST
(95) ROADWAY IMPROVEMENT COST
(96) TOTAL PROJECT COST
(97) YEAR OF IMPROVEMENT COST ESTIMATE
(114) FUTURE ADT **55,000** YEAR OF FUTURE ADT **2040**

INSPECTION

(90) INSPECTION DATE **04/21** (91) FREQUENCY **24**
(92) CRITICAL FEATURE INSPECTION (93) CFI DATE
A) FRACTURE CRIT DETAIL A)
B) UNDERWATER INSP B)
C) OTHER SPECIAL INSP C)
SCOUR

Structure Number **430236** County **HAYWOOD** Run Date **06/11/2021**

Span Number	Facility Carried	Inventory Route	Maximum Minimum Vertical Clearance	Milepoint	Base Highway	LRS Inventory Route	Functional Classification	Number of Lanes	Average Daily Traffic	Year of Average Daily Traffic	Total Horizontal Clearance	*See Note Below*					STRAHNET Highway	Direction of Traffic	National Highway System	National Truck Network
												Reference Feature	Minimum Vertical Underclearance	Rigth Lateral Underclearance	Left Lateral Underclearance	Underclearance Appraisal Grade				
	7	5	10	11	12	13	26	28	29	30	47	54A	54	55	56	69	100	102	104	110
2	SR1513	31015130	14.6	0.0	0		17	2	630	2016	44.8	H	14.6	12.6	11.8	6		2	☐	☐
2	SR1513	31015130	14.6		0		17	2	630	2016	44.8	H	14.6	11.8		6	0	2	☐	☐

Note: Items 54, 55, and 56 are not reported FHWA under route data points but are collected for each under route to determine the minimum value for Underclearance Appraisal Item 69.

Superstructure Build Details

Span Number 1 **Span Length** 41.0000 **Skew** 120.0000

Number of Items	Type of Component	Element Name	Quantity		Protective System Applied	Quantity (Sq Ft)
1	Reinforced Concrete Deck	Reinforced Concrete Deck	2925	Square Feet		
1	Concrete Wearing Surface	Wearing Surface	2706	Square Feet		
1	Compression Seal	Compression Joint Seal	83	Feet		
10	Plate Girder	Steel Open Girder/Beam	400	Feet	Legacy Red Lead Primer Systems with Various Topcoats	3180
10	Movable Bearing	Movable Bearing	10	Each	Legacy Red Lead Primer Systems with Various Topcoats	10
2	Concrete and Metal Railing	Other Bridge Railing	82	Feet	Galvanized Protective System	120
10	Fixed Bearing	Fixed Bearing	10	Each	Legacy Red Lead Primer Systems with Various Topcoats	10
1	Concrete Railing	Reinforced Concrete Bridge Railing	41	Feet		

Span Number 2 **Span Length** 54.0000 **Skew** 120.0000

Number of Items	Type of Component	Element Name	Quantity		Protective System Applied	Quantity (Sq Ft)
10	Movable Bearing	Movable Bearing	10	Each	Legacy Red Lead Primer Systems with Various Topcoats	10
1	Compression Seal	Compression Joint Seal	83	Feet		
1	Concrete Railing	Reinforced Concrete Bridge Railing	54	Feet		
10	Plate Girder	Steel Open Girder/Beam	540	Feet	Legacy Red Lead Primer Systems with Various Topcoats	4380
1	Reinforced Concrete Deck	Reinforced Concrete Deck	3852	Square Feet		
1	Concrete Wearing Surface	Wearing Surface	3564	Square Feet		
10	Fixed Bearing	Fixed Bearing	10	Each	Legacy Red Lead Primer Systems with Various Topcoats	10
2	Concrete and Metal Railing	Other Bridge Railing	108	Feet	Galvanized Protective System	162

Span Number 3 **Span Length** 51.0000 **Skew** 120.0000

Number of Items	Type of Component	Element Name	Quantity		Protective System Applied	Quantity (Sq Ft)
1	Concrete Wearing Surface	Wearing Surface	3366	Square Feet		

Superstructure Build Details

1	Reinforced Concrete Deck	Reinforced Concrete Deck	3638	Square Feet		
2	Concrete and Metal Railing	Other Bridge Railing	102	Feet	Galvanized Protective System	150
10	Movable Bearing	Movable Bearing	10	Each	Legacy Red Lead Primer Systems with Various Topcoats	10
2	Compression Seal	Compression Joint Seal	166	Feet		
10	Plate Girder	Steel Open Girder/Beam	500	Feet	Legacy Red Lead Primer Systems with Various Topcoats	3990
1	Concrete Railing	Reinforced Concrete Bridge Railing	51	Feet		
10	Fixed Bearing	Fixed Bearing	10	Each	Legacy Red Lead Primer Systems with Various Topcoats	10

Structure Element Scoring

Structure Number: **430236**

Inspection Date **4/20/2021**

Element Number	Parent Number	Element Name	Location	Total Quantity	Level 1 Quantity	Level 2 Quantity	Level 3 Quantity	Level 4 Quantity
12	0	Reinforced Concrete Deck	Deck	10415	5741	2784	1793	97
107	0	Steel Open Girder/Beam	Beam	1440	0	1356	72	12
515	107	Steel Protective Coating	Beam	11550	9774	12	0	1764
205	0	Reinforced Concrete Column	Piles and Columns	10	5	0	1	4
215	0	Reinforced Concrete Abutment	Abutments	158	131	25	2	0
220	0	Reinforced Concrete Pile Cap/Footing	Footing	14	14	0	0	0
225	0	Steel Pile	Piles and Columns	30	30	0	0	0
234	0	Reinforced Concrete Pier Cap	Caps	328	167	7	95	59
302	0	Compression Joint Seal	Expansion Joints	332	326	4	2	0
311	0	Movable Bearing	Bearing Device	30	0	14	16	0
515	311	Steel Protective Coating	Bearing Device	30	0	0	8	22
313	0	Fixed Bearing	Bearing Device	30	0	11	19	0
515	313	Steel Protective Coating	Bearing Device	30	0	0	6	24
320	0	Prestressed Concrete Approach Slab	Approaches	2040	1020	0	1020	0
331	0	Reinforced Concrete Bridge Railing	Bridge Rail	146	0	0	146	0
333	0	Other Bridge Railing	Bridge Rail	292	265	7	20	0
515	333	Steel Protective Coating	Bridge Rail	432	432	0	0	0
510	0	Wearing Surface	Wearing Surfaces	9636	4884	0	4752	0

Summary of Maintenance Needs

Maintenance By Defect

Structure Number: **430236** Inspection Date: **04/20/2021**

MMS Code	Element Name	Defect Name	Recommended Quantity
3326	Reinforced Concrete Deck	Cracking (RC and Other)	3082 Square Feet
3326	Reinforced Concrete Deck	Exposed Rebar	97 Square Feet
3326	Reinforced Concrete Deck	Patched Areas	190 Square Feet
3326	Reinforced Concrete Deck	Delamination/Spall	41 Square Feet
3314	Steel Open Girder/Beam	Corrosion	84 Feet
3348	Reinforced Concrete Column	Cracking (RC and Other)	5 Each
3348	Reinforced Concrete Column	Delamination/Spall	25 Each
3350	Reinforced Concrete Abutment	Patched Area	2 Feet
3348	Reinforced Concrete Pier Cap	Exposed Rebar	9 Feet
3348	Reinforced Concrete Pier Cap	Cracking (RC and Other)	110 Feet
3348	Reinforced Concrete Pier Cap	Delamination/Spall	40 Feet
3310	Compression Joint Seal	Adjacent Deck or Header	2 Feet
3334	Movable Bearing	Corrosion	16 Each
3334	Fixed Bearing	Corrosion	19 Each
3353	Prestressed Concrete Approach Slab	Cracking (PSC)	1020 Square Feet
3318	Reinforced Concrete Bridge Railing	Cracking (RC and Other)	144 Feet
3318	Reinforced Concrete Bridge Railing	Damage	2 Feet
3318	Other Bridge Railing	Delamination/Spall	27 Feet
2816	Wearing Surface	Crack (Wearing Surface)	4752 Square Feet
3342	Steel Protective Coating	Effectiveness (Steel Protective Coatings)	1836 Square Feet

Element Structure Maintenance Quantities

Structure Number: **430236** Inspection Date **04/20/2021**

Location	MMS Code	Description	Maint Quantity	Total Quantity	Severe Quantity	Poor Quantity	Fair Quantity	Good Quantity
Abutments	3350	Maintenance of Concrete Wings and Wall	2	158	0	2	25	131
Approaches	3353	Maintenance of Concrete Bridge Approach Slabs	1020	2040	0	1020	0	1020
Beam	3314	Maintenance Steel Superstructure Components	84	1440	12	72	1356	0
Beam	3342	Clean and Paint Steel	1776	11550	1764	0	12	9774
Bearing Device	3334	Bridge Bearing	35	60	0	35	25	0
Bearing Device	3342	Clean and Paint Steel	60	60	46	14	0	0
Bridge Rail	3318	Maintenance of Concrete Bridge Rail	173	438	0	166	7	265
Bridge Rail	3342	Clean and Paint Steel	0	432	0	0	0	432
Caps	3348	Maintenance of Concrete Substructure	159	328	59	95	7	167
Deck	3326	Maintenance of Concrete Deck	3410	10415	97	1793	2784	5741
Expansion Joints	3310	Maintenance of Standard Bridge Expansion Joints	2	332	0	2	4	326
Footing	3348	Maintenance of Concrete Substructure	0	14	0	0	0	14
Piles and Columns	3348	Maintenance of Concrete Substructure	30	10	4	1	0	5
Piles and Columns	3354	Maintenance of Steel Substructure Components	0	30	0	0	0	30
Wearing Surfaces	2816	Asphalt Surface Repair	4752	9636	0	4752	0	4884

Priority Actions Request

Structure Number **430236**

Span1

3326 **Deck** Reinforced Concrete Deck

Priority Level	Defect Type	Quantity	Defect Description
2	Exposed Rebar	80	Span 1 Deck: (PAR) (6) SPALLS WITH EXPOSED LONGITUDINAL AND TRANSVERSE REBAR UP TO 48" X 24" X 3" DEEP AND AREAS OF DELAMINATION UP TO 60" X 24" ALONG RIGHT OVERHANG WITH UP TO 25% SECTION LOSS ON REBAR
2	Exposed Rebar	6	Span 1 Deck: (PAR) 12" X 6" X 1 1/2" DEEP SPALL WITH EXPOSED REBAR AND 40" X 17" AREA OF DELAMINATION IN BOTTOM OF DECK IN BAY 4, APPROXIMATELY 8' FROM END BENT 1
2	Exposed Rebar	2	Span 1 Deck: (PAR) 26" X 11" X 2" DEEP SPALL IN BOTTOM OF DECK TO LEFT OF BEAM 1 AT END BENT 1 WITH EXPOSED REBAR
2	Exposed Rebar	4	Span 1 Deck: (PAR) UP TO 32" X 18" X 2" DEEP SPALL WITH EXPOSED REBAR LEFT OF BEAM 1 AND 5' FROM END BENT 1

3314 **Beam 1** Plate Girder

Priority Level	Defect Type	Quantity	Defect Description
2	Corrosion	4	Span 1 Beam 1: (PAR) CORROSION ALONG WEB AND BOTH FLANGES UP TO 45" LONG X 14" HIGH DOWN TO 1/4" RESIDUAL WEB, 42" LONG X 6" WIDE WITH 3/16" RESIDUAL TOP FLANGE, AND 46" LONG X 6" WIDE DOWN TO 1/4" RESIDUAL BOTTOM FLANGE EXTENDING FROM END OF BEAM AT END BENT 1

Span2

3326 **Deck** Reinforced Concrete Deck

Priority Level	Defect Type	Quantity	Defect Description
2	Exposed Rebar	5	Span 2 Deck: (PAR) 26" X 24" X 2" DEEP SPALL WITH EXPOSED REBAR IN BOTTOM OF LEFT OVERHANG, APPROXIMATELY 6' FROM BENT 1
2	Delamination/Spall	7	Span 2 Deck: (PAR) (4) AREAS OF SEVERE DELAMINATION UP TO 24" X 24" IN BOTTOM OF LEFT OVERHANG ABOVE ROADWAY -SAFETY ISSUE
2	Delamination/Spall	10	Span 2 Deck: (PAR) FAILED REPAIR AND (2) AREAS OF DELAMINATION UP TO 36" X 22" IN BOTTOM OF RIGHT OVERHANG ABOVE ROADWAY - SAFETY ISSUE

Span3

3326 **Deck** Reinforced Concrete Deck

Priority Level	Defect Type	Quantity	Defect Description
2	Delamination/Spall	12	Span 3 Deck: (PAR) (3) AREAS OF UP TO 2' X 2' X 4" DEEP SPALLS WITH EXPOSED REBAR ALONG RIGHT OVERHANG

3314 **Beam 1** Plate Girder

Priority Level	Defect Type	Quantity	Defect Description

? Priority Action Request (PAR) 1 Assigned Routine Maintenance 2 Assigned Priority Maintenance 3 Assigned Critical Find

Priority Actions Request

Structure Number **430236**

2	Corrosion	8	Span 3 Beam 1: (PAR) CORROSION WITH SECTION LOSS IN WEB AT BENT 2 WITH 1/4" REMAINING AT END OF BEAM AND SECTION LOSS IN BOTTOM FLANGE UP TO 1' LONG AT BEARING WITH 1/2" REMAINING, AND CORROSION EXTENDING 8' LONG FROM BENT 2 ALONG BOTTOM FLANGE AND WEB UP TO 12" HIGH

Bent 1

3348 **Cap 1** Reinforced Concrete Pier Cap

Priority Level	Defect Type	Quantity	Defect Description
2	Cracking (RC and Other)	13	Bent 1 Cap 1: (PAR) UP TO 8' X 30" X 4" DEEP SPALLS WITH EXPOSED REBAR, 13' X 6" AREAS OF DELAMINATION AND UP TO 1/2" DIAGONAL AND HORIZONTAL CRACKS IN BOTTOM AND BOTH FACES OF CAP BENEATH BAY 2
2	Delamination/Spall	20	Bent 1 Cap 1: (PAR) UP TO 64" X 42" X 3" DEEP SPALLS WITH EXPOSED REBAR, 16' X 24" AREAS OF DELAMINATION AND UP TO 1 1/2" LONGITUDINAL, TRANSVERSE, DIAGONAL AND HORIZONTAL CRACKS IN TOP, BOTTOM, RIGHT END AND BOTH FACES OF CAP FROM BENEATH BEAM 8 TO RIGHT END

3348 **Pile 1** Reinforced Concrete Column

Priority Level	Defect Type	Quantity	Defect Description
2	Delamination/Spall	6	Bent 1 Pile 1: (PAR) 65" X 12" X 3" SPALL WITH EXPOSED REBAR IN NORTHWEST CORNER OF COLUMN, BEGINNING APPROXIMATELY 2' FROM GROUND LINE

3348 **Pile 4** Reinforced Concrete Column

Priority Level	Defect Type	Quantity	Defect Description
2	Delamination/Spall	8	Bent 1 Pile 4: (PAR) 96" X 8" X 7" SPALL WITH EXPOSED REBAR IN SOUTHEAST CORNER OF COLUMN EXTENDING FROM BOTTOM OF CAP

3348 **Pile 5** Reinforced Concrete Column

Priority Level	Defect Type	Quantity	Defect Description
2	Delamination/Spall	5	Bent 1 Pile 5: (PAR) (3) SPALLS WITH EXPOSED REBAR UP TO 60" X 10" X 10" IN NORTHWEST CORNER, SOUTHWEST CORNER AND RIGHT FACE OF COLUMN EXTENDING FROM BOTTOM OF CAP

Bent 2

3348 **Cap 1** Reinforced Concrete Pier Cap

Priority Level	Defect Type	Quantity	Defect Description
2	Delamination/Spall	11	Bent 2 Cap 1: (PAR) 125" X 30" X 30" AREA OF DELAMINATION WITH UP TO 1/2" LONGITUDINAL AND HORIZONTAL CRACKS AND 7' X 26" X 4" DEEP SPALL WITH EXPOSED REBAR IN BOTTOM AND BOTH FACES OF CAP TO RIGHT OF

Priority Actions Request

Structure Number **430236**

			COLUMN 4 WITH SECTION LOSS OF REBAR INITIATED
2	Exposed Rebar	9	Bent 2 Cap 1: (PAR) 103" X 33" X 30" AREA OF DELAMINATION WITH UP TO 1/2" VERTICAL AND HORIZONTAL CRACKS AND 33" X 30" X 5" DEEP SPALL WITH EXPOSED REBAR THROUGHOUT CAP EXTERIOR FROM RIGHT END TO BENEATH BAY 9

3348 **Pile 5** Reinforced Concrete Column

Priority Level	Defect Type	Quantity	Defect Description
2	Delamination/Spall	6	Bent 2 Pile 5: (PAR) 66" X 13" X 6" SPALL WITH EXPOSED REBAR IN SOUTHEAST CORNER OF COLUMN EXTENDING FROM BOTTOM OF CAP

3348 **Cap 1** Reinforced Concrete Pier Cap

Priority Level	Defect Type	Quantity	Defect Description
2	Delamination/Spall	6	End Bent 2 Cap 1: (PAR) 60" X 15" X 3" SPALL WITH EXPOSED REBAR IN TOP AND FACE OF CAP BENEATH BAY 6

General Comments and Misc Items

General Comments and Misc Items General Comments and Misc Items

Priority Level	Defect Type	Quantity	Defect Description
2		1	(PAR) DAMAGED GUARDRAIL BLOCK POST, NEAR RIGHT SIDE 15' BEFORE END BENT 1

? Priority Action Request (PAR) 1 Assigned Routine Maintenance 2 Assigned Priority Maintenance 3 Assigned Critical Find

Element Condition and Maintenance Data

Structure Number: **430236** Inspection Date: **04/20/2021**

Span 1 Deck

Reinforced Concrete Deck

Element Number	Element Name	Total Qty	CS1 Qty	CS2 Qty	CS3 Qty	CS4 Qty	
12	Reinforced Concrete Deck	2,925	775	588	1,482	80	Square Feet

Element Number	Defect Type	Defect Description	CS	CS Qty	Maint Qty	
12	**Exposed Rebar**	**(PAR) (6) SPALLS WITH EXPOSED LONGITUDINAL AND TRANSVERSE REBAR UP TO 48" X 24" X 3" DEEP AND AREAS OF DELAMINATION UP TO 60" X 24" ALONG RIGHT OVERHANG WITH UP TO 25% SECTION LOSS ON REBAR**	4	80	80	Square Feet
12	**Cracking (RC and Other)**	**UP TO 1/4" LONGITUDINAL, TRANSVERSE AND HORIZONTAL CRACKS WITH UP TO 36" X 24" AREAS OF DELAMINATION AND 14" X 14" X 2" DEEP SPALL WITH EXPOSED REBAR IN BOTTOM AND FACE OF LEFT OVERHANG**	3	80	80	Square Feet
12	**Cracking (RC and Other)**	**UP TO 1/8" TRANSVERSE CRACKS WITH AND WITHOUT EFFLORESCENCE IN BOTTOM OF DECK IN VARIOUS LOCATIONS**	3	1,200	1,200	Square Feet
12	**Exposed Rebar**	**(PAR) 12" X 6" X 1 1/2" DEEP SPALL WITH EXPOSED REBAR AND 40" X 17" AREA OF DELAMINATION IN BOTTOM OF DECK IN BAY 4, APPROXIMATELY 8' FROM END BENT 1**	3	6	6	Square Feet
12	**Exposed Rebar**	**(PAR) 26" X 11" X 2" DEEP SPALL IN BOTTOM OF DECK TO LEFT OF BEAM 1 AT END BENT 1 WITH EXPOSED REBAR**	3	2	2	Square Feet
12	**Exposed Rebar**	**(PAR) UP TO 32" X 18" X 2" DEEP SPALL WITH EXPOSED REBAR LEFT OF BEAM 1 AND 5' FROM END BENT 1**	3	4	4	Square Feet
12	**Patched Areas**	**10' X 72" FAILED PATCH WITH UP TO 0.012" TRANSVERSE CRACKS WITH EFFLORESCENCE IN BOTTOM OF DECK IN BAY 9 NEAR MIDSPAN**	3	60	60	Square Feet
12	**Patched Areas**	**20' X 78" FAILED PATCH WITH UP TO 0.02" LONGITUDINAL AND TRANSVERSE CRACKS WITH EFFLORESCENCE IN BOTTOM OF DECK IN BAY 8, EXTENDING FROM BENT 1, CONDITION APPROXIMATELY 15' FROM BENT 1**	3	130	130	Square Feet
12	**Efflorescence/Rust Staining**	**AREAS OF HAIRLINE MAP CRACKING WITH EFFLORESCENCE IN BOTTOM OF DECK IN VARIOUS LOCATIONS**	2	540		Square Feet
12	**Efflorescence/Rust Staining**	**UP TO 0.016" TRANSVERSE CRACKS WITH EFFLORESCENCE AND FAILED SEALED CRACKS IN BOTTOM OF DECK IN BAY 1, CONDITION APPROXIMATELY 6' FROM END BENT 1**	2	48		Square Feet

General Comments

Span 1 Beam 1

Plate Girder

Element Number	Element Name	Total Qty	CS1 Qty	CS2 Qty	CS3 Qty	CS4 Qty	
107	Steel Open Girder/Beam	40	0	36	0	4	Feet
515	Steel Protective Coating	318	262	0	0	56	Square Feet

Element Number	Defect Type	Defect Description	CS	CS Qty	Maint Qty	
107	**Corrosion**	**(PAR) CORROSION ALONG WEB AND BOTH FLANGES UP TO 45" LONG X 14" HIGH DOWN TO 1/4" RESIDUAL WEB, 42" LONG X 6" WIDE WITH 3/16" RESIDUAL TOP FLANGE, AND 46" LONG X 6" WIDE DOWN TO 1/4" RESIDUAL BOTTOM FLANGE EXTENDING FROM END OF BEAM AT END BENT 1**	4	4	4	Feet
107	**Corrosion**	**40' OF SURFACE CORROSION ALONG LEFT SIDE OF BOTTOM FLANGE**	2	36		Feet
515	**Effectiveness (Steel Protective Coatings)**	**DETERIORATED PAINT SYSTEM ALONG LEFT SIDE OF BOTTOM FLANGE**	4	40	40	Square Feet

515	**Effectiveness (Steel Protective Coatings)**	**DETERIORATED PAINT SYSTEM ALONG WEB AND BOTH FLANGES UP TO 45" LONG X 14" HIGH IN WEB, 42" LONG X 6" WIDE IN TOP FLANGE, AND 46" LONG X 6" WIDE IN BOTTOM FLANGE EXTENDING FROM END OF BEAM AT END BENT 1**	4	16	16	Square Feet

General Comments

Span 1 Beam 2

Plate Girder

Element Number	Element Name	Total Qty	CS1 Qty	CS2 Qty	CS3 Qty	CS4 Qty	
107	Steel Open Girder/Beam	40	0	39	1	0	Feet
515	Steel Protective Coating	318	274	0	0	44	Square Feet

Element Number	Defect Type	Defect Description	CS	CS Qty	Maint Qty	
107	**Corrosion**	**CORROSION WITH NO MEASURABLE LOSS OF SECTION ALONG WEB AND BOTTOM FLANGE UP TO 12" LONG X 6" HIGH IN WEB, AND 12" LONG X 11 1/2" WIDE IN FLANGE EXTENDING FROM END OF BEAM AT BENT 1**	3	1	1	Feet
107	**Corrosion**	**40' OF SURFACE CORROSION ALONG WEB AND EDGES OF FLANGES IN VARIOUS LOCATIONS**	2	39		Feet
515	**Effectiveness (Steel Protective Coatings)**	**DETERIORATED PAINT SYSTEM ALONG WEB AND BOTTOM FLANGE UP TO 12" LONG X 6" HIGH IN WEB, AND 12" LONG X 11 1/2" WIDE IN FLANGE EXTENDING FROM END OF BEAM AT BENT 1**	4	4	4	Square Feet
515	**Effectiveness (Steel Protective Coatings)**	**DETERIORATED PAINT SYSTEM ALONG WEB AND EDGES OF FLANGES IN VARIOUS LOCATIONS**	4	40	40	Square Feet

General Comments

Span 1 Beam 3

Plate Girder

Element Number	Element Name	Total Qty	CS1 Qty	CS2 Qty	CS3 Qty	CS4 Qty	
107	Steel Open Girder/Beam	40	0	39	1	0	Feet
515	Steel Protective Coating	318	274	0	0	44	Square Feet

Element Number	Defect Type	Defect Description	CS	CS Qty	Maint Qty	
107	**Corrosion**	**CORROSION WITH NO MEASURABLE LOSS OF SECTION ALONG WEB AND BOTTOM FLANGE UP TO 12" LONG X 6" HIGH IN WEB, AND 12" LONG X 11 1/2" WIDE IN FLANGE EXTENDING FROM END OF BEAM AT BENT 1**	3	1	1	Feet
107	**Corrosion**	**40' OF SURFACE CORROSION ALONG WEB AND EDGES OF FLANGES IN VARIOUS LOCATIONS**	2	39		Feet
515	**Effectiveness (Steel Protective Coatings)**	**DETERIORATED PAINT SYSTEM ALONG WEB AND BOTTOM FLANGE UP TO 12" LONG X 6" HIGH IN WEB, AND 12" LONG X 11 1/2" WIDE IN FLANGE EXTENDING FROM END OF BEAM AT BENT 1**	4	4	4	Square Feet
515	**Effectiveness (Steel Protective Coatings)**	**DETERIORATED PAINT SYSTEM ALONG WEB AND EDGES OF FLANGES IN VARIOUS LOCATIONS**	4	40	40	Square Feet

General Comments

Span 1 Beam 4

Plate Girder

Element Number	Element Name	Total Qty	CS1 Qty	CS2 Qty	CS3 Qty	CS4 Qty	
107	Steel Open Girder/Beam	40	0	39	1	0	Feet
515	Steel Protective Coating	318	274	0	0	44	Square Feet

Element Number	Defect Type	Defect Description	CS	CS Qty	Maint Qty	
107	**Corrosion**	**CORROSION WITH NO MEASURABLE LOSS OF SECTION ALONG WEB AND BOTTOM FLANGE UP TO 12" LONG X 6" HIGH IN WEB, AND 12" LONG X 11 1/2" WIDE IN FLANGE EXTENDING FROM END OF BEAM AT BENT 1**	3	1	1	Feet
107	**Corrosion**	**40' OF SURFACE CORROSION ALONG WEB AND EDGES OF FLANGES IN VARIOUS LOCATIONS**	2	39		Feet
515	**Effectiveness (Steel Protective Coatings)**	**DETERIORATED PAINT SYSTEM ALONG WEB AND BOTTOM FLANGE UP TO 12" LONG X 6" HIGH IN WEB, AND 12" LONG X 11 1/2" WIDE IN FLANGE EXTENDING FROM END OF BEAM AT BENT 1**	4	4	4	Square Feet
515	**Effectiveness (Steel Protective Coatings)**	**DETERIORATED PAINT SYSTEM ALONG WEB AND EDGES OF FLANGES IN VARIOUS LOCATIONS**	4	40	40	Square Feet

General Comments

Span 1 Beam 5

Plate Girder

Element Number	Element Name	Total Qty	CS1 Qty	CS2 Qty	CS3 Qty	CS4 Qty	
107	Steel Open Girder/Beam	40	0	39	1	0	Feet
515	Steel Protective Coating	318	274	0	0	44	Square Feet

Element Number	Defect Type	Defect Description	CS	CS Qty	Maint Qty	
107	**Corrosion**	**CORROSION WITH NO MEASURABLE LOSS OF SECTION ALONG WEB AND BOTTOM FLANGE UP TO 12" LONG X 6" HIGH IN WEB, AND 12" LONG X 11 1/2" WIDE IN FLANGE EXTENDING FROM END OF BEAM AT BENT 1**	3	1	1	Feet
107	**Corrosion**	**40' OF SURFACE CORROSION ALONG WEB AND EDGES OF FLANGES IN VARIOUS LOCATIONS**	2	39		Feet
515	**Effectiveness (Steel Protective Coatings)**	**DETERIORATED PAINT SYSTEM ALONG WEB AND BOTTOM FLANGE UP TO 12" LONG X 6" HIGH IN WEB, AND 12" LONG X 11 1/2" WIDE IN FLANGE EXTENDING FROM END OF BEAM AT BENT 1**	4	4	4	Square Feet
515	**Effectiveness (Steel Protective Coatings)**	**DETERIORATED PAINT SYSTEM ALONG WEB AND EDGES OF FLANGES IN VARIOUS LOCATIONS**	4	40	40	Square Feet

General Comments

Span 1 Beam 6

Plate Girder

Element Number	Element Name	Total Qty	CS1 Qty	CS2 Qty	CS3 Qty	CS4 Qty	
107	Steel Open Girder/Beam	40	0	39	1	0	Feet
515	Steel Protective Coating	318	274	0	0	44	Square Feet

Element Number	Defect Type	Defect Description	CS	CS Qty	Maint Qty	
107	**Corrosion**	**CORROSION WITH NO MEASURABLE LOSS OF SECTION ALONG WEB AND BOTTOM FLANGE UP TO 12" LONG X 6" HIGH IN WEB, AND 12" LONG X 11 1/2" WIDE IN FLANGE EXTENDING FROM END OF BEAM AT BENT 1**	3	1	1	Feet
107	**Corrosion**	**40' OF SURFACE CORROSION ALONG WEB AND EDGES OF FLANGES IN VARIOUS LOCATIONS**	2	39		Feet

515	**Effectiveness (Steel Protective Coatings)**	**DETERIORATED PAINT SYSTEM ALONG WEB AND BOTTOM FLANGE UP TO 12" LONG X 6" HIGH IN WEB, AND 12" LONG X 11 1/2" WIDE IN FLANGE EXTENDING FROM END OF BEAM AT BENT 1**	4	4	4	Square Feet
515	**Effectiveness (Steel Protective Coatings)**	**DETERIORATED PAINT SYSTEM ALONG WEB AND EDGES OF FLANGES IN VARIOUS LOCATIONS**	4	40	40	Square Feet

General Comments

Span 1 Beam 7

Plate Girder

Element Number	Element Name	Total Qty	CS1 Qty	CS2 Qty	CS3 Qty	CS4 Qty	
107	Steel Open Girder/Beam	40	0	40	0	0	Feet
515	Steel Protective Coating	318	278	0	0	40	Square Feet

Element Number	Defect Type	Defect Description	CS	CS Qty	Maint Qty	
107	**Corrosion**	**SURFACE CORROSION ALONG WEB AND EDGES OF FLANGES IN VARIOUS LOCATIONS**	2	40		Feet
515	**Effectiveness (Steel Protective Coatings)**	**DETERIORATED PAINT SYSTEM ALONG WEB AND EDGES OF FLANGES IN VARIOUS LOCATIONS**	4	40	40	Square Feet

General Comments

Span 1 Beam 8

Plate Girder

Element Number	Element Name	Total Qty	CS1 Qty	CS2 Qty	CS3 Qty	CS4 Qty	
107	Steel Open Girder/Beam	40	0	38	2	0	Feet
515	Steel Protective Coating	318	270	0	0	48	Square Feet

Element Number	Defect Type	Defect Description	CS	CS Qty	Maint Qty	
107	**Corrosion**	**CORROSION WITH NO MEASURABLE LOSS OF SECTION ALONG WEB AND BOTTOM FLANGE UP TO 24" LONG X 8" HIGH IN WEB, AND 12" LONG X 11 1/2" WIDE IN FLANGE EXTENDING FROM END OF BEAM AT BENT 1**	3	2	2	Feet
107	**Corrosion**	**40' OF SURFACE CORROSION ALONG WEB AND EDGES OF FLANGES IN VARIOUS LOCATIONS**	2	38		Feet
515	**Effectiveness (Steel Protective Coatings)**	**DETERIORATED PAINT SYSTEM ALONG WEB AND BOTTOM FLANGE UP TO 24" LONG X 8" HIGH IN WEB, AND 12" LONG X 11 1/2" WIDE IN FLANGE EXTENDING FROM END OF BEAM AT BENT 1**	4	8	8	Square Feet
515	**Effectiveness (Steel Protective Coatings)**	**DETERIORATED PAINT SYSTEM ALONG WEB AND EDGES OF FLANGES IN VARIOUS LOCATIONS**	4	40	40	Square Feet

General Comments

Span 1 Beam 9

Plate Girder

Element Number	Element Name	Total Qty	CS1 Qty	CS2 Qty	CS3 Qty	CS4 Qty	
107	Steel Open Girder/Beam	40	0	37	3	0	Feet
515	Steel Protective Coating	318	266	0	0	52	Square Feet

Element Number	Defect Type	Defect Description	CS	CS Qty	Maint Qty	
107	**Corrosion**	**CORROSION WITH NO MEASURABLE LOSS OF SECTION ALONG WEB AND BOTTOM FLANGE UP TO 22" LONG X 6" HIGH IN WEB, AND 34" LONG X 11 1/2" WIDE IN FLANGE EXTENDING FROM END OF BEAM AT BENT 1**	3	3	3	Feet

107	**Corrosion**	**40' OF SURFACE CORROSION ALONG WEB AND EDGES OF FLANGES IN VARIOUS LOCATIONS**	2	37		Feet
515	**Effectiveness (Steel Protective Coatings)**	**DETERIORATED PAINT SYSTEM ALONG WEB AND BOTTOM FLANGE UP TO 22" LONG X 6" HIGH IN WEB, AND 34" LONG X 11 1/2" WIDE IN FLANGE EXTENDING FROM END OF BEAM AT BENT 1**	4	12	12	Square Feet
515	**Effectiveness (Steel Protective Coatings)**	**DETERIORATED PAINT SYSTEM ALONG WEB AND EDGES OF FLANGES IN VARIOUS LOCATIONS**	4	40	40	Square Feet

General Comments

Span 1 Beam 10

Plate Girder

Element Number	Element Name	Total Qty	CS1 Qty	CS2 Qty	CS3 Qty	CS4 Qty	
107	Steel Open Girder/Beam	40	0	35	5	0	Feet
515	Steel Protective Coating	318	262	0	0	56	Square Feet

Element Number	Defect Type	Defect Description	CS	CS Qty	Maint Qty	
107	**Corrosion**	**CORROSION WITH NO MEASURABLE LOSS OF SECTION ALONG WEB AND BOTTOM FLANGE UP TO 16" LONG X 4" HIGH IN WEB, AND 24" LONG X 6" WIDE IN FLANGE AT END OF BEAM AT END BENT 1**	3	2	2	Feet
107	**Corrosion**	**CORROSION WITH NO MEASURABLE LOSS OF SECTION ALONG WEB AND BOTTOM FLANGE UP TO 36" LONG X 6" HIGH IN WEB, AND 36" LONG X 11 1/2" WIDE IN FLANGE EXTENDING FROM END OF BEAM AT BENT 1**	3	3	3	Feet
107	**Corrosion**	**40' OF SURFACE CORROSION ALONG WEB AND EDGES OF FLANGES IN VARIOUS LOCATIONS**	2	35		Feet
515	**Effectiveness (Steel Protective Coatings)**	**DETERIORATED PAINT SYSTEM ALONG WEB AND BOTTOM FLANGE UP TO 16" LONG X 4" HIGH IN WEB, AND 24" LONG X 6" WIDE IN FLANGE AT END OF BEAM AT END BENT 1**	4	4	4	Square Feet
515	**Effectiveness (Steel Protective Coatings)**	**DETERIORATED PAINT SYSTEM ALONG WEB AND BOTTOM FLANGE UP TO 36" LONG X 6" HIGH IN WEB, AND 36" LONG X 11 1/2" WIDE IN FLANGE EXTENDING FROM END OF BEAM AT BENT 1**	4	12	12	Square Feet
515	**Effectiveness (Steel Protective Coatings)**	**DETERIORATED PAINT SYSTEM ALONG WEB AND EDGES OF FLANGES IN VARIOUS LOCATIONS**	4	40	40	Square Feet

General Comments

Span 1 Median Bridge Rail

Concrete Railing

Element Number	Element Name	Total Qty	CS1 Qty	CS2 Qty	CS3 Qty	CS4 Qty	
331	Reinforced Concrete Bridge Railing	41	0	0	41	0	Feet

Element Number	Defect Type	Defect Description	CS	CS Qty	Maint Qty	
331	**Cracking (RC and Other)**	**UP TO 1/16" HORIZONTAL AND MAP CRACKING THROUGHOUT BOTH FACES OF RAIL**	3	39	39	Feet
331	**Damage**	**MISSING CONNECTION PLATE ALONG RIGHT FACE OF MEDIAN RAIL AT BENT 1 JOINT**	3	2	2	Feet

General Comments

Span 1 Near Bearing

Fixed Bearing

Element Number	Element Name	Total Qty	CS1 Qty	CS2 Qty	CS3 Qty	CS4 Qty	
313	Fixed Bearing	1	0	0	1	0	Each
515	Steel Protective Coating	1	0	0	0	1	Square Feet

Element Number	Defect Type	Defect Description	CS	CS Qty	Maint Qty	
313	**Corrosion**	**CORROSION THROUGHOUT BEAM 1 BEARING**	3	1	1	Each
515	**Effectiveness (Steel Protective Coatings)**	**DETERIORATED PAINT SYSTEM THROUGHOUT BEAM 1 BEARING**	4	1	1	Square Feet

General Comments

Span 1 Far Bearing

Movable Bearing

Element Number	Element Name	Total Qty	CS1 Qty	CS2 Qty	CS3 Qty	CS4 Qty	
311	Movable Bearing	1	0	0	1	0	Each
515	Steel Protective Coating	1	0	0	0	1	Square Feet

Element Number	Defect Type	Defect Description	CS	CS Qty	Maint Qty	
311	**Corrosion**	**CORROSION THROUGHOUT BEAM 1 BEARING**	3	1	1	Each
515	**Effectiveness (Steel Protective Coatings)**	**DETERIORATED PAINT SYSTEM THROUGHOUT BEAM 1 BEARING**	4	1	1	Square Feet

General Comments

Span 1 Near Bearing

Fixed Bearing

Element Number	Element Name	Total Qty	CS1 Qty	CS2 Qty	CS3 Qty	CS4 Qty	
313	Fixed Bearing	1	0	1	0	0	Each
515	Steel Protective Coating	1	0	0	1	0	Square Feet

Element Number	Defect Type	Defect Description	CS	CS Qty	Maint Qty	
313	**Corrosion**	**SURFACE CORROSION THROUGHOUT BEAM 2 BEARING**	2	1		Each
515	**Effectiveness (Steel Protective Coatings)**	**DETERIORATED PAINT SYSTEM THROUGHOUT BEAM 2 BEARING**	3	1	1	Square Feet

General Comments

Span 1 Far Bearing

Movable Bearing

Element Number	Element Name	Total Qty	CS1 Qty	CS2 Qty	CS3 Qty	CS4 Qty	
311	Movable Bearing	1	0	0	1	0	Each
515	Steel Protective Coating	1	0	0	0	1	Square Feet

Element Number	Defect Type	Defect Description	CS	CS Qty	Maint Qty	
311	**Corrosion**	**CORROSION THROUGHOUT BEAM 2 BEARING**	3	1	1	Each
515	**Effectiveness (Steel Protective Coatings)**	**DETERIORATED PAINT SYSTEM THROUGHOUT BEAM 2 BEARING**	4	1	1	Square Feet

General Comments

Span 1 Near Bearing

Fixed Bearing

Element Number	Element Name	Total Qty	CS1 Qty	CS2 Qty	CS3 Qty	CS4 Qty	
313	Fixed Bearing	1	0	1	0	0	Each
515	Steel Protective Coating	1	0	0	1	0	Square Feet

Element Number	Defect Type	Defect Description	CS	CS Qty	Maint Qty	
313	**Corrosion**	**SURFACE CORROSION THROUGHOUT BEAM 3 BEARING**	2	1		Each
515	**Effectiveness (Steel Protective Coatings)**	**DETERIORATED PAINT SYSTEM THROUGHOUT BEAM 3 BEARING**	3	1	1	Square Feet

General Comments

Span 1 Far Bearing

Movable Bearing

Element Number	Element Name	Total Qty	CS1 Qty	CS2 Qty	CS3 Qty	CS4 Qty	
311	Movable Bearing	1	0	0	1	0	Each
515	Steel Protective Coating	1	0	0	0	1	Square Feet

Element Number	Defect Type	Defect Description	CS	CS Qty	Maint Qty	
311	**Corrosion**	**CORROSION THROUGHOUT BEAM 3 BEARING**	3	1	1	Each
515	**Effectiveness (Steel Protective Coatings)**	**DETERIORATED PAINT SYSTEM THROUGHOUT BEAM 3 BEARING**	4	1	1	Square Feet

General Comments

Span 1 Near Bearing

Fixed Bearing

Element Number	Element Name	Total Qty	CS1 Qty	CS2 Qty	CS3 Qty	CS4 Qty	
313	Fixed Bearing	1	0	1	0	0	Each
515	Steel Protective Coating	1	0	0	1	0	Square Feet

Element Number	Defect Type	Defect Description	CS	CS Qty	Maint Qty	
313	**Corrosion**	**SURFACE CORROSION THROUGHOUT BEAM 4 BEARING**	2	1		Each
515	**Effectiveness (Steel Protective Coatings)**	**DETERIORATED PAINT SYSTEM THROUGHOUT BEAM 4 BEARING**	3	1	1	Square Feet

General Comments

Span 1 Far Bearing

Movable Bearing

Element Number	Element Name	Total Qty	CS1 Qty	CS2 Qty	CS3 Qty	CS4 Qty	
311	Movable Bearing	1	0	0	1	0	Each
515	Steel Protective Coating	1	0	0	0	1	Square Feet

Element Number	Defect Type	Defect Description	CS	CS Qty	Maint Qty

311	**Corrosion**	**CORROSION THROUGHOUT BEAM 4 BEARING**	3	1	1	Each
515	**Effectiveness (Steel Protective Coatings)**	**DETERIORATED PAINT SYSTEM THROUGHOUT BEAM 4 BEARING**	4	1	1	Square Feet

General Comments

Span 1 Near Bearing

Fixed Bearing

Element Number	Element Name	Total Qty	CS1 Qty	CS2 Qty	CS3 Qty	CS4 Qty	
313	Fixed Bearing	1	0	1	0	0	Each
515	Steel Protective Coating	1	0	0	1	0	Square Feet

Element Number	Defect Type	Defect Description	CS	CS Qty	Maint Qty	
313	**Corrosion**	**SURFACE CORROSION THROUGHOUT BEAM 5 BEARING**	2	1		Each
515	**Effectiveness (Steel Protective Coatings)**	**DETERIORATED PAINT SYSTEM THROUGHOUT BEAM 5 BEARING**	3	1	1	Square Feet

General Comments

Span 1 Far Bearing

Movable Bearing

Element Number	Element Name	Total Qty	CS1 Qty	CS2 Qty	CS3 Qty	CS4 Qty	
311	Movable Bearing	1	0	0	1	0	Each
515	Steel Protective Coating	1	0	0	0	1	Square Feet

Element Number	Defect Type	Defect Description	CS	CS Qty	Maint Qty	
311	**Corrosion**	**CORROSION THROUGHOUT BEAM 5 BEARING**	3	1	1	Each
515	**Effectiveness (Steel Protective Coatings)**	**DETERIORATED PAINT SYSTEM THROUGHOUT BEAM 5 BEARING**	4	1	1	Square Feet

General Comments

Span 1 Near Bearing

Fixed Bearing

Element Number	Element Name	Total Qty	CS1 Qty	CS2 Qty	CS3 Qty	CS4 Qty	
313	Fixed Bearing	1	0	1	0	0	Each
515	Steel Protective Coating	1	0	0	1	0	Square Feet

Element Number	Defect Type	Defect Description	CS	CS Qty	Maint Qty	
313	**Corrosion**	**SURFACE CORROSION THROUGHOUT BEAM 6 BEARING**	2	1		Each
515	**Effectiveness (Steel Protective Coatings)**	**DETERIORATED PAINT SYSTEM THROUGHOUT BEAM 6 BEARING**	3	1	1	Square Feet

General Comments

Span 1 Far Bearing

Movable Bearing

Element Number	Element Name	Total Qty	CS1 Qty	CS2 Qty	CS3 Qty	CS4 Qty	
311	Movable Bearing	1	0	0	1	0	Each
515	Steel Protective Coating	1	0	0	0	1	Square Feet

Element Number	Defect Type	Defect Description	CS	CS Qty	Maint Qty	
311	**Corrosion**	**CORROSION THROUGHOUT BEAM 6 BEARING**	3	1	1	Each
515	**Effectiveness (Steel Protective Coatings)**	**DETERIORATED PAINT SYSTEM THROUGHOUT BEAM 6 BEARING**	4	1	1	Square Feet

General Comments

Span 1 Near Bearing

Fixed Bearing

Element Number	Element Name	Total Qty	CS1 Qty	CS2 Qty	CS3 Qty	CS4 Qty	
313	Fixed Bearing	1	0	1	0	0	Each
515	Steel Protective Coating	1	0	0	1	0	Square Feet

Element Number	Defect Type	Defect Description	CS	CS Qty	Maint Qty	
313	**Corrosion**	**SURFACE CORROSION THROUGHOUT BEAM 7 BEARING**	2	1		Each
515	**Effectiveness (Steel Protective Coatings)**	**DETERIORATED PAINT SYSTEM THROUGHOUT BEAM 7 BEARING**	3	1	1	Square Feet

General Comments

Span 1 Far Bearing

Movable Bearing

Element Number	Element Name	Total Qty	CS1 Qty	CS2 Qty	CS3 Qty	CS4 Qty	
311	Movable Bearing	1	0	1	0	0	Each
515	Steel Protective Coating	1	0	0	0	1	Square Feet

Element Number	Defect Type	Defect Description	CS	CS Qty	Maint Qty	
311	**Corrosion**	**SURFACE CORROSION THROUGHOUT BEAM 7 BEARING**	2	1		Each
515	**Effectiveness (Steel Protective Coatings)**	**DETERIORATED PAINT SYSTEM THROUGHOUT BEAM 7 BEARING.**	4	1	1	Square Feet

General Comments

Span 1 Near Bearing

Fixed Bearing

Element Number	Element Name	Total Qty	CS1 Qty	CS2 Qty	CS3 Qty	CS4 Qty	
313	Fixed Bearing	1	0	1	0	0	Each
515	Steel Protective Coating	1	0	0	0	1	Square Feet

Element Number	Defect Type	Defect Description	CS	CS Qty	Maint Qty	
313	**Corrosion**	**SURFACE CORROSION THROUGHOUT BEAM 8 BEARING**	2	1		Each
515	**Effectiveness (Steel Protective Coatings)**	**DETERIORATED PAINT SYSTEM THROUGHOUT BEAM 8 BEARING**	4	1	1	Square Feet

General Comments

Span 1 Far Bearing

Movable Bearing

Element Number	Element Name	Total Qty	CS1 Qty	CS2 Qty	CS3 Qty	CS4 Qty	
311	Movable Bearing	1	0	0	1	0	Each
515	Steel Protective Coating	1	0	0	0	1	Square Feet

Element Number	Defect Type	Defect Description	CS	CS Qty	Maint Qty	
311	**Corrosion**	**CORROSION THROUGHOUT BEAM 8 BEARING**	3	1	1	Each
515	**Effectiveness (Steel Protective Coatings)**	**DETERIORATED PAINT SYSTEM THROUGHOUT BEAM 8 BEARING**	4	1	1	Square Feet

General Comments

Span 1 Near Bearing

Fixed Bearing

Element Number	Element Name	Total Qty	CS1 Qty	CS2 Qty	CS3 Qty	CS4 Qty	
313	Fixed Bearing	1	0	1	0	0	Each
515	Steel Protective Coating	1	0	0	0	1	Square Feet

Element Number	Defect Type	Defect Description	CS	CS Qty	Maint Qty	
313	**Corrosion**	**SURFACE CORROSION THROUGHOUT BEAM 9 BEARING (SEE PHOTO)**	2	1		Each
515	**Effectiveness (Steel Protective Coatings)**	**DETERIORATED PAINT SYSTEM THROUGHOUT BEAM 9 BEARING**	4	1	1	Square Feet

General Comments

Span 1 Far Bearing

Movable Bearing

Element Number	Element Name	Total Qty	CS1 Qty	CS2 Qty	CS3 Qty	CS4 Qty	
311	Movable Bearing	1	0	0	1	0	Each
515	Steel Protective Coating	1	0	0	0	1	Square Feet

Element Number	Defect Type	Defect Description	CS	CS Qty	Maint Qty	
311	**Corrosion**	**CORROSION THROUGHOUT BEAM 9 BEARING**	3	1	1	Each
515	**Effectiveness (Steel Protective Coatings)**	**DETERIORATED PAINT SYSTEM THROUGHOUT BEAM 9 BEARING**	4	1	1	Square Feet

General Comments

Span 1 Near Bearing

Fixed Bearing

Element Number	Element Name	Total Qty	CS1 Qty	CS2 Qty	CS3 Qty	CS4 Qty	
313	Fixed Bearing	1	0	1	0	0	Each
515	Steel Protective Coating	1	0	0	0	1	Square Feet

Element Number	Defect Type	Defect Description	CS	CS Qty	Maint Qty

313	**Corrosion**	**SURFACE CORROSION THROUGHOUT BEAM 10 BEARING**	2	1		Each
515	**Effectiveness (Steel Protective Coatings)**	**DETERIORATED PAINT SYSTEM THROUGHOUT BEAM 10 BEARING**	4	1	1	Square Feet

General Comments

Span 1 Far Bearing

Movable Bearing

Element Number	Element Name	Total Qty	CS1 Qty	CS2 Qty	CS3 Qty	CS4 Qty	
311	Movable Bearing	1	0	0	1	0	Each
515	Steel Protective Coating	1	0	0	0	1	Square Feet

Element Number	Defect Type	Defect Description	CS	CS Qty	Maint Qty	
311	**Corrosion**	**CORROSION THROUGHOUT BEAM 10 BEARING**	3	1	1	Each
515	**Effectiveness (Steel Protective Coatings)**	**DETERIORATED PAINT SYSTEM THROUGHOUT BEAM 10 BARRIER RAIL**	4	1	1	Square Feet

General Comments

Span 1 Wearing Surface

Concrete Wearing Surface

Element Number	Element Name	Total Qty	CS1 Qty	CS2 Qty	CS3 Qty	CS4 Qty	
510	Wearing Surface	2,706	1,386	0	1,320	0	Square Feet

Element Number	Defect Type	Defect Description	CS	CS Qty	Maint Qty	
510	**Crack (Wearing Surface)**	**UP TO 1/16" DIAGONAL, LONGITUDINAL AND TRANSVERSE CRACKS IN VARIOUS LOCATIONS**	3	1,320	1,320	Square Feet

General Comments

Span 1 Right Bridge Rail

Concrete and Metal Railing

Element Number	Element Name	Total Qty	CS1 Qty	CS2 Qty	CS3 Qty	CS4 Qty	
333	Other Bridge Railing	41	34	0	7	0	Feet
515	Steel Protective Coating	60	60	0	0	0	Square Feet

Element Number	Defect Type	Defect Description	CS	CS Qty	Maint Qty	
333	**Delamination/Spall**	**SPALLS WITH EXPOSED REBAR UP TO 18" X 5" X 2" DEEP IN BACK FACE AND BOTTOM OF RAIL AND POSTS IN VARIOUS LOCATIONS, CONDITION APPROXIMATELY 10' FROM END BENT 1**	3	7	7	Feet

General Comments

Span 1 Expansion Joint 1

Compression Seal

Element Number	Element Name	Total Qty	CS1 Qty	CS2 Qty	CS3 Qty	CS4 Qty	
302	Compression Joint Seal	83	81	2	0	0	Feet

Element Number	Defect Type	Defect Description	CS	CS Qty	Maint Qty	
302	**Adjacent Deck or Header**	**1' X 3" X 2" DEEP MISSING PATCH ALONG JOINT SEAL IN WESTBOUND LANE, 4' FROM LEFT GUARDRAIL**	2	1		Feet

302	**Seal Damage**	**1' OF DAMAGE TO SEAL IN RIGHT EASTBOUND LANE**	2	1	Feet

General Comments

Span 2 Deck

Reinforced Concrete Deck

Element Number	Element Name	Total Qty	CS1 Qty	CS2 Qty	CS3 Qty	CS4 Qty	
12	Reinforced Concrete Deck	3,852	2,857	880	110	5	Square Feet

Element Number	Defect Type	Defect Description	CS	CS Qty	Maint Qty	
12	**Exposed Rebar**	**(PAR) 26" X 24" X 2" DEEP SPALL WITH EXPOSED REBAR IN BOTTOM OF LEFT OVERHANG, APPROXIMATELY 6' FROM BENT 1**	4	5	5	Square Feet
12	**Cracking (RC and Other)**	**(2) 24" X 22" AREAS OF DELAMINATION WITH UP TO 1/4" LONGITUDINAL, TRANSVERSE AND HORIZONTAL CRACKS IN BOTTOM AND FACE OF LEFT OVERHANG IN VARIOUS LOCATIONS**	3	22	22	Square Feet
12	**Cracking (RC and Other)**	**UP TO 34" X 22" AREAS OF DELAMINATION WITH UP TO 1/4" LONGITUDINAL, TRANSVERSE AND HORIZONTAL CRACKS IN BOTTOM AND FACE OF RIGHT OVERHANG IN VARIOUS LOCATIONS**	3	60	60	Square Feet
12	**Delamination/Spall**	**(PAR) (4) AREAS OF SEVERE DELAMINATION UP TO 24" X 24" IN BOTTOM OF LEFT OVERHANG ABOVE ROADWAY - SAFETY ISSUE**	3	7	7	Square Feet
12	**Delamination/Spall**	**(PAR) FAILED REPAIR AND (2) AREAS OF DELAMINATION UP TO 36" X 22" IN BOTTOM OF RIGHT OVERHANG ABOVE ROADWAY - SAFETY ISSUE**	3	10	10	Square Feet
12	**Delamination/Spall**	**18" X 16" X 2" DEEP SPALL WITH EXPOSED REBAR IN RIGHT OVERHANG 10' FROM BENT 1, WITH 3' X 1' AREA OF DELAMINATION**	3	6	6	Square Feet
12	**Delamination/Spall**	**DELAMINATED AREA 2' X 2' WITH 6" DIAMETER SPALL UP TO 1" DEEP IN BAY 8, 15' FROM BENT 1**	3	5	5	Square Feet
12	**Cracking (RC and Other)**	**AREAS OF HAIRLINE MAP CRACKING WITH AND WITHOUT EFFLORESCENCE IN BOTTOM OF DECK IN VARIOUS LOCATIONS**	2	480	480	Square Feet
12	**Cracking (RC and Other)**	**HAIRLINE LONGITUDINAL AND TRANSVERSE CRACKS WITH AND WITHOUT EFFLORESCENCE IN BOTTOM OF DECK IN VARIOUS LOCATIONS**	2	400	400	Square Feet

General Comments

Span 2 Beam 1

Plate Girder

Element Number	Element Name	Total Qty	CS1 Qty	CS2 Qty	CS3 Qty	CS4 Qty	
107	Steel Open Girder/Beam	54	0	38	16	0	Feet
515	Steel Protective Coating	438	320	0	0	118	Square Feet

Element Number	Defect Type	Defect Description	CS	CS Qty	Maint Qty	
107	**Corrosion**	**CORROSION WITH NO MEASURABLE LOSS OF SECTION ALONG WEB AND BOTTOM FLANGE UP TO 16' LONG X 14" HIGH IN WEB, AND 16' LONG X 11 1/2" WIDE IN FLANGE EXTENDING FROM END OF BEAM AT BENT 2**	3	16	16	Feet
107	**Corrosion**	**54' OF SURFACE CORROSION ALONG WEB AND EDGES OF FLANGES IN VARIOUS LOCATIONS**	2	38		Feet
515	**Effectiveness (Steel Protective Coatings)**	**DETERIORATED PAINT SYSTEM ALONG WEB AND BOTTOM FLANGE UP TO 16' LONG X 14" HIGH IN WEB, AND 16' LONG X 11 1/2" WIDE IN FLANGE EXTENDING FROM END OF BEAM AT BENT 2**	4	64	64	Square Feet
515	**Effectiveness (Steel Protective Coatings)**	**DETERIORATED PAINT SYSTEM ALONG WEB AND EDGES OF FLANGES IN VARIOUS LOCATIONS**	4	54	54	Square Feet

General Comments

Span 2 Beam 2

Plate Girder

Element Number	Element Name	Total Qty	CS1 Qty	CS2 Qty	CS3 Qty	CS4 Qty	
107	Steel Open Girder/Beam	54	0	52	2	0	Feet
515	Steel Protective Coating	438	376	0	0	62	Square Feet

Element Number	Defect Type	Defect Description	CS	CS Qty	Maint Qty	
107	**Corrosion**	**CORROSION WITH NO MEASURABLE LOSS OF SECTION ALONG WEB AND BOTTOM FLANGE UP TO 21" LONG X 3" HIGH IN WEB, AND 24" LONG X 11 1/2" WIDE IN FLANGE EXTENDING FROM END OF BEAM AT BENT 2**	3	2	2	Feet
107	**Corrosion**	**54' OF SURFACE CORROSION ALONG WEB AND EDGES OF FLANGES IN VARIOUS LOCATIONS**	2	52		Feet
515	**Effectiveness (Steel Protective Coatings)**	**DETERIORATED PAINT SYSTEM ALONG WEB AND BOTTOM FLANGE UP TO 21" LONG X 3" HIGH IN WEB, AND 24" LONG X 11 1/2" WIDE IN FLANGE EXTENDING FROM END OF BEAM AT BENT 2**	4	8	8	Square Feet
515	**Effectiveness (Steel Protective Coatings)**	**DETERIORATED PAINT SYSTEM ALONG WEB AND EDGES OF FLANGES IN VARIOUS LOCATIONS**	4	54	54	Square Feet

General Comments

Span 2 Beam 3

Plate Girder

Element Number	Element Name	Total Qty	CS1 Qty	CS2 Qty	CS3 Qty	CS4 Qty	
107	Steel Open Girder/Beam	54	0	52	2	0	Feet
515	Steel Protective Coating	438	376	0	0	62	Square Feet

Element Number	Defect Type	Defect Description	CS	CS Qty	Maint Qty	
107	**Corrosion**	**CORROSION WITH NO MEASURABLE LOSS OF SECTION ALONG WEB AND BOTTOM FLANGE UP TO 19" LONG X 3" HIGH IN WEB, AND 24" LONG X 11 1/2" WIDE IN FLANGE EXTENDING FROM END OF BEAM AT BENT 2**	3	2	2	Feet
107	**Corrosion**	**54' OF SURFACE CORROSION ALONG WEB AND EDGES OF FLANGES IN VARIOUS LOCATIONS**	2	52		Feet
515	**Effectiveness (Steel Protective Coatings)**	**DETERIORATED PAINT SYSTEM ALONG WEB AND BOTTOM FLANGE UP TO 19" LONG X 3" HIGH IN WEB, AND 24" LONG X 11 1/2" WIDE IN FLANGE EXTENDING FROM END OF BEAM AT BENT 2**	4	8	8	Square Feet
515	**Effectiveness (Steel Protective Coatings)**	**DETERIORATED PAINT SYSTEM ALONG WEB AND EDGES OF FLANGES IN VARIOUS LOCATIONS**	4	54	54	Square Feet

General Comments

Span 2 Beam 4

Plate Girder

Element Number	Element Name	Total Qty	CS1 Qty	CS2 Qty	CS3 Qty	CS4 Qty	
107	Steel Open Girder/Beam	54	0	54	0	0	Feet
515	Steel Protective Coating	438	384	0	0	54	Square Feet

Element Number	Defect Type	Defect Description	CS	CS Qty	Maint Qty	
107	**Corrosion**	**SURFACE CORROSION ALONG WEB AND EDGES OF FLANGES IN VARIOUS LOCATIONS**	2	54		Feet
515	**Effectiveness (Steel Protective Coatings)**	**DETERIORATED PAINT SYSTEM ALONG WEB AND EDGES OF FLANGES IN VARIOUS LOCATIONS**	4	54	54	Square Feet

General Comments

Span 2 Beam 5

Plate Girder

Element Number	Element Name	Total Qty	CS1 Qty	CS2 Qty	CS3 Qty	CS4 Qty	
107	Steel Open Girder/Beam	54	0	53	1	0	Feet
515	Steel Protective Coating	438	380	0	0	58	Square Feet

Element Number	Defect Type	Defect Description	CS	CS Qty	Maint Qty	
107	**Corrosion**	**CORROSION WITH NO MEASURABLE LOSS OF SECTION ALONG WEB AND BOTTOM FLANGE UP TO 12" LONG X 6" HIGH IN WEB, AND 12" LONG X 11 1/2" WIDE IN FLANGE EXTENDING FROM END OF BEAM AT BENT 2**	3	1	1	Feet
107	**Corrosion**	**54' OF SURFACE CORROSION ALONG WEB AND EDGES OF FLANGES IN VARIOUS LOCATIONS**	2	53		Feet
515	**Effectiveness (Steel Protective Coatings)**	**DETERIORATED PAINT SYSTEM ALONG WEB AND BOTTOM FLANGE UP TO 12" LONG X 6" HIGH IN WEB, AND 12" LONG X 11 1/2" WIDE IN FLANGE EXTENDING FROM END OF BEAM AT BENT 2**	4	4	4	Square Feet
515	**Effectiveness (Steel Protective Coatings)**	**DETERIORATED PAINT SYSTEM ALONG WEB AND EDGES OF FLANGES IN VARIOUS LOCATIONS**	4	54	54	Square Feet

General Comments

Span 2 Beam 6

Plate Girder

Element Number	Element Name	Total Qty	CS1 Qty	CS2 Qty	CS3 Qty	CS4 Qty	
107	Steel Open Girder/Beam	54	0	54	0	0	Feet
515	Steel Protective Coating	438	384	0	0	54	Square Feet

Element Number	Defect Type	Defect Description	CS	CS Qty	Maint Qty	
107	**Corrosion**	**SURFACE CORROSION ALONG WEB AND EDGES OF FLANGES IN VARIOUS LOCATIONS**	2	54		Feet
515	**Effectiveness (Steel Protective Coatings)**	**DETERIORATED PAINT SYSTEM ALONG WEB AND EDGES OF FLANGES IN VARIOUS LOCATIONS**	4	54	54	Square Feet

General Comments

Span 2 Beam 7

Plate Girder

Element Number	Element Name	Total Qty	CS1 Qty	CS2 Qty	CS3 Qty	CS4 Qty	
107	Steel Open Girder/Beam	54	0	54	0	0	Feet
515	Steel Protective Coating	438	384	0	0	54	Square Feet

Element Number	Defect Type	Defect Description	CS	CS Qty	Maint Qty	
107	**Corrosion**	**SURFACE CORROSION ALONG WEB AND EDGES OF FLANGES IN VARIOUS LOCATIONS**	2	54		Feet
515	**Effectiveness (Steel Protective Coatings)**	**DETERIORATED PAINT SYSTEM ALONG WEB AND EDGES OF FLANGES IN VARIOUS LOCATIONS**	4	54	54	Square Feet

General Comments

Span 2 Beam 8

Plate Girder

Element Number	Element Name	Total Qty	CS1 Qty	CS2 Qty	CS3 Qty	CS4 Qty	
107	Steel Open Girder/Beam	54	0	50	4	0	Feet
515	Steel Protective Coating	438	368	0	0	70	Square Feet

Element Number	Defect Type	Defect Description	CS	CS Qty	Maint Qty	
107	**Corrosion**	**CORROSION WITH NO MEASURABLE LOSS OF SECTION ALONG WEB AND BOTTOM FLANGE UP TO 24" LONG X 6" HIGH IN WEB, AND 24" LONG X 11 1/2" WIDE IN FLANGE EXTENDING FROM END OF BEAM AT BENT 2**	3	2	2	Feet
107	**Corrosion**	**CORROSION WITH NO MEASURABLE LOSS OF SECTION ALONG WEB AND BOTTOM FLANGE UP TO 24" LONG X 8" HIGH IN WEB, AND 12" LONG X 11 1/2" WIDE IN FLANGE EXTENDING FROM END OF BEAM AT BENT 1**	3	2	2	Feet
107	**Corrosion**	**54' OF SURFACE CORROSION ALONG WEB AND EDGES OF FLANGES IN VARIOUS LOCATIONS**	2	50		Feet
515	**Effectiveness (Steel Protective Coatings)**	**DETERIORATED PAINT SYSTEM ALONG WEB AND BOTTOM FLANGE UP TO 24" LONG X 6" HIGH IN WEB, AND 24" LONG X 11 1/2" WIDE IN FLANGE EXTENDING FROM END OF BEAM AT BENT 2**	4	8	8	Square Feet
515	**Effectiveness (Steel Protective Coatings)**	**DETERIORATED PAINT SYSTEM ALONG WEB AND BOTTOM FLANGE UP TO 24" LONG X 8" HIGH IN WEB, AND 12" LONG X 11 1/2" WIDE IN FLANGE EXTENDING FROM END OF BEAM AT BENT 1**	4	8	8	Square Feet
515	**Effectiveness (Steel Protective Coatings)**	**DETERIORATED PAINT SYSTEM ALONG WEB AND EDGES OF FLANGES IN VARIOUS LOCATIONS**	4	54	54	Square Feet

General Comments

Span 2 Beam 9

Plate Girder

Element Number	Element Name	Total Qty	CS1 Qty	CS2 Qty	CS3 Qty	CS4 Qty	
107	Steel Open Girder/Beam	54	0	49	5	0	Feet
515	Steel Protective Coating	438	364	0	0	74	Square Feet

Element Number	Defect Type	Defect Description	CS	CS Qty	Maint Qty	
107	**Corrosion**	**CORROSION WITH NO MEASURABLE LOSS OF SECTION ALONG WEB AND BOTTOM FLANGE UP TO 10" LONG X 6" HIGH IN WEB AND 13" LONG X 11 1/2" WIDE IN FLANGE EXTENDING FROM END OF BEAM AT BENT 2**	3	2	2	Feet
107	**Corrosion**	**CORROSION WITH NO MEASURABLE LOSS OF SECTION ALONG WEB AND BOTTOM FLANGE UP TO 19" LONG X 6" HIGH IN WEB, AND 36" LONG X 11 1/2" WIDE IN FLANGE EXTENDING FROM END OF BEAM AT BENT 1**	3	3	3	Feet
107	**Corrosion**	**54' OF SURFACE CORROSION ALONG WEB AND EDGES OF FLANGES IN VARIOUS LOCATIONS**	2	49		Feet
515	**Effectiveness (Steel Protective Coatings)**	**DETERIORATED PAINT SYSTEM ALONG WEB AND BOTTOM FLANGE UP TO 10" LONG X 6" HIGH IN WEB AND 13" LONG X 11 1/2" WIDE IN FLANGE EXTENDING FROM END OF BEAM AT BENT 2**	4	12	12	Square Feet
515	**Effectiveness (Steel Protective Coatings)**	**DETERIORATED PAINT SYSTEM ALONG WEB AND EDGES OF FLANGES IN VARIOUS LOCATIONS**	4	54	54	Square Feet
515	**Effectiveness (Steel Protective Coatings)**	**DETERIORATED PAINT SYSTEM ON BOTH FACES OF WEB AND BOTTOM FLANGE UP TO 10" LONG BY 6" HIGH IN WEB AND 13" LONG BY 11-1/2" WIDE ALONG BOTTOM FLANGE AT BENT 2**	4	8	8	Square Feet

General Comments

Span 2 Beam 10

Plate Girder

Element Number	Element Name	Total Qty	CS1 Qty	CS2 Qty	CS3 Qty	CS4 Qty	
107	Steel Open Girder/Beam	54	0	49	5	0	Feet
515	Steel Protective Coating	438	364	0	0	74	Square Feet

Element Number	Defect Type	Defect Description	CS	CS Qty	Maint Qty	
107	**Corrosion**	**CORROSION WITH NO MEASURABLE LOSS OF SECTION ALONG WEB AND BOTTOM FLANGE UP TO 10" LONG X 7" HIGH IN WEB AND 14" LONG X 11 1/2" WIDE IN BOTTOM FLANGE EXTENDING FROM END OF BEAM AT BENT 2**	3	2	2	Feet
107	**Corrosion**	**CORROSION WITH NO MEASURABLE LOSS OF SECTION ALONG WEB AND BOTTOM FLANGE UP TO 36" LONG X 8" HIGH IN WEB, AND 36" LONG X 11 1/2" WIDE IN FLANGE EXTENDING FROM END OF BEAM AT BENT 1**	3	3	3	Feet
107	**Corrosion**	**54' OF SURFACE CORROSION ALONG WEB AND EDGES OF FLANGES IN VARIOUS LOCATIONS**	2	49		Feet
515	**Effectiveness (Steel Protective Coatings)**	**DETERIORATED PAINT SYSTEM ALONG WEB AND BOTTOM FLANGE UP TO 10" LONG X 7" HIGH IN WEB AND 14" LONG X 11 1/2" WIDE IN BOTTOM FLANGE EXTENDING FROM END OF BEAM AT BENT 2**	4	8	8	Square Feet
515	**Effectiveness (Steel Protective Coatings)**	**DETERIORATED PAINT SYSTEM ALONG WEB AND BOTTOM FLANGE UP TO 36" LONG X 8" HIGH IN WEB, AND 36" LONG X 11 1/2" WIDE IN FLANGE EXTENDING FROM END OF BEAM AT BENT 1**	4	12	12	Square Feet
515	**Effectiveness (Steel Protective Coatings)**	**DETERIORATED PAINT SYSTEM ALONG WEB AND EDGES OF FLANGES IN VARIOUS LOCATIONS**	4	54	54	Square Feet

General Comments

Span 2 Median Bridge Rail

Concrete Railing

Element Number	Element Name	Total Qty	CS1 Qty	CS2 Qty	CS3 Qty	CS4 Qty	
331	Reinforced Concrete Bridge Railing	54	0	0	54	0	Feet

Element Number	Defect Type	Defect Description	CS	CS Qty	Maint Qty	
331	**Cracking (RC and Other)**	**UP TO 1/16" HORIZONTAL AND MAP CRACKING THROUGHOUT BOTH FACES OF RAIL**	3	54	54	Feet

General Comments

Span 2 Near Bearing

Movable Bearing

Element Number	Element Name	Total Qty	CS1 Qty	CS2 Qty	CS3 Qty	CS4 Qty	
311	Movable Bearing	1	0	0	1	0	Each
515	Steel Protective Coating	1	0	0	0	1	Square Feet

Element Number	Defect Type	Defect Description	CS	CS Qty	Maint Qty	
311	**Corrosion**	**CORROSION THROUGHOUT BEAM 1 BEARING**	3	1	1	Each
515	**Effectiveness (Steel Protective Coatings)**	**DETERIORATED PAINT SYSTEM THROUGHOUT BEAM 1 BEARING**	4	1	1	Square Feet

General Comments

Span 2 Far Bearing

Fixed Bearing

Element Number	Element Name	Total Qty	CS1 Qty	CS2 Qty	CS3 Qty	CS4 Qty	
313	Fixed Bearing	1	0	0	1	0	Each
515	Steel Protective Coating	1	0	0	0	1	Square Feet

Element Number	Defect Type	Defect Description	CS	CS Qty	Maint Qty	
313	**Corrosion**	**CORROSION THROUGHOUT BEAM 1 BEARING**	3	1	1	Each
515	**Effectiveness (Steel Protective Coatings)**	**DETERIORATED PAINT SYSTEM THROUGHOUT BEAM 1 BEARING**	4	1	1	Square Feet

General Comments

Span 2 Near Bearing

Movable Bearing

Element Number	Element Name	Total Qty	CS1 Qty	CS2 Qty	CS3 Qty	CS4 Qty	
311	Movable Bearing	1	0	0	1	0	Each
515	Steel Protective Coating	1	0	0	0	1	Square Feet

Element Number	Defect Type	Defect Description	CS	CS Qty	Maint Qty	
311	**Corrosion**	**CORROSION THROUGHOUT BEAM 2 BEARING**	3	1	1	Each
515	**Effectiveness (Steel Protective Coatings)**	**DETERIORATED PAINT SYSTEM THROUGHOUT BEAM 2 BEARING**	4	1	1	Square Feet

General Comments

Span 2 Far Bearing

Fixed Bearing

Element Number	Element Name	Total Qty	CS1 Qty	CS2 Qty	CS3 Qty	CS4 Qty	
313	Fixed Bearing	1	0	0	1	0	Each
515	Steel Protective Coating	1	0	0	0	1	Square Feet

Element Number	Defect Type	Defect Description	CS	CS Qty	Maint Qty	
313	**Corrosion**	**CORROSION THROUGHOUT BEAM 2 BEARING**	3	1	1	Each
515	**Effectiveness (Steel Protective Coatings)**	**DETERIORATED PAINT SYSTEM THROUGHOUT BEAM 2 BEARING**	4	1	1	Square Feet

General Comments

Span 2 Near Bearing

Movable Bearing

Element Number	Element Name	Total Qty	CS1 Qty	CS2 Qty	CS3 Qty	CS4 Qty	
311	Movable Bearing	1	0	0	1	0	Each
515	Steel Protective Coating	1	0	0	0	1	Square Feet

Element Number	Defect Type	Defect Description	CS	CS Qty	Maint Qty	
311	**Corrosion**	**CORROSION THROUGHOUT BEAM 3 BEARING**	3	1	1	Each
515	**Effectiveness (Steel Protective Coatings)**	**DETERIORATED PAINT SYSTEM THROUGHOUT BEAM 3 BEARING**	4	1	1	Square Feet

General Comments

Span 2 Far Bearing

Fixed Bearing

Element Number	Element Name	Total Qty	CS1 Qty	CS2 Qty	CS3 Qty	CS4 Qty	
313	Fixed Bearing	1	0	0	1	0	Each
515	Steel Protective Coating	1	0	0	0	1	Square Feet

Element Number	Defect Type	Defect Description	CS	CS Qty	Maint Qty	
313	**Corrosion**	**CORROSION THROUGHOUT BEAM 3 BEARING**	3	1	1	Each
515	**Effectiveness (Steel Protective Coatings)**	**DETERIORATED PAINT SYSTEM THROUGHOUT BEAM 3 BEARING**	4	1	1	Square Feet

General Comments

Span 2 Near Bearing

Movable Bearing

Element Number	Element Name	Total Qty	CS1 Qty	CS2 Qty	CS3 Qty	CS4 Qty	
311	Movable Bearing	1	0	0	1	0	Each
515	Steel Protective Coating	1	0	0	0	1	Square Feet

Element Number	Defect Type	Defect Description	CS	CS Qty	Maint Qty	
311	**Corrosion**	**CORROSION THROUGHOUT BEAM 4 BEARING**	3	1	1	Each
515	**Effectiveness (Steel Protective Coatings)**	**DETERIORATED PAINT SYSTEM THROUGHOUT BEAM 4 BEARING**	4	1	1	Square Feet

General Comments

Span 2 Far Bearing

Fixed Bearing

Element Number	Element Name	Total Qty	CS1 Qty	CS2 Qty	CS3 Qty	CS4 Qty	
313	Fixed Bearing	1	0	0	1	0	Each
515	Steel Protective Coating	1	0	0	0	1	Square Feet

Element Number	Defect Type	Defect Description	CS	CS Qty	Maint Qty	
313	**Corrosion**	**CORROSION THROUGHOUT BEAM 4 BEARING**	3	1	1	Each
515	**Effectiveness (Steel Protective Coatings)**	**DETERIORATED PAINT SYSTEM THROUGHOUT BEAM 4 BEARING**	4	1	1	Square Feet

General Comments

Span 2 Near Bearing

Movable Bearing

Element Number	Element Name	Total Qty	CS1 Qty	CS2 Qty	CS3 Qty	CS4 Qty	
311	Movable Bearing	1	0	1	0	0	Each
515	Steel Protective Coating	1	0	0	0	1	Square Feet

Element Number	Defect Type	Defect Description	CS	CS Qty	Maint Qty

311	**Corrosion**	**SURFACE CORROSION THROUGHOUT BEAM 5 BEARING**	2	1		Each
515	**Effectiveness (Steel Protective Coatings)**	**DETERIORATED PAINT SYSTEM THROUGHOUT BEAM 5 BEARING**	4	1	1	Square Feet

General Comments

Span 2 Far Bearing

Fixed Bearing

Element Number	Element Name	Total Qty	CS1 Qty	CS2 Qty	CS3 Qty	CS4 Qty	
313	Fixed Bearing	1	0	0	1	0	Each
515	Steel Protective Coating	1	0	0	0	1	Square Feet

Element Number	Defect Type	Defect Description	CS	CS Qty	Maint Qty	
313	**Corrosion**	**CORROSION THROUGHOUT BEAM 5 BEARING**	3	1	1	Each
515	**Effectiveness (Steel Protective Coatings)**	**DETERIORATED PAINT SYSTEM THROUGHOUT BEAM 5 BEARING**	4	1	1	Square Feet

General Comments

Span 2 Near Bearing

Movable Bearing

Element Number	Element Name	Total Qty	CS1 Qty	CS2 Qty	CS3 Qty	CS4 Qty	
311	Movable Bearing	1	0	1	0	0	Each
515	Steel Protective Coating	1	0	0	0	1	Square Feet

Element Number	Defect Type	Defect Description	CS	CS Qty	Maint Qty	
311	**Corrosion**	**SURFACE CORROSION THROUGHOUT BEAM 6 BEARING**	2	1		Each
515	**Effectiveness (Steel Protective Coatings)**	**DETERIORATED PAINT SYSTEM THROUGHOUT BEAM 6 BEARING**	4	1	1	Square Feet

General Comments

Span 2 Far Bearing

Fixed Bearing

Element Number	Element Name	Total Qty	CS1 Qty	CS2 Qty	CS3 Qty	CS4 Qty	
313	Fixed Bearing	1	0	1	0	0	Each
515	Steel Protective Coating	1	0	0	0	1	Square Feet

Element Number	Defect Type	Defect Description	CS	CS Qty	Maint Qty	
313	**Corrosion**	**SURFACE CORROSION THROUGHOUT BEAM 6 BEARING**	2	1		Each
515	**Effectiveness (Steel Protective Coatings)**	**DETERIORATED PAINT SYSTEM THROUGHOUT BEAM 6 BEARING**	4	1	1	Square Feet

General Comments

Span 2 Near Bearing

Movable Bearing

Element Number	Element Name	Total Qty	CS1 Qty	CS2 Qty	CS3 Qty	CS4 Qty	
311	Movable Bearing	1	0	1	0	0	Each
515	Steel Protective Coating	1	0	0	0	1	Square Feet

Element Number	Defect Type	Defect Description	CS	CS Qty	Maint Qty	
311	**Corrosion**	**SURFACE CORROSION THROUGHOUT BEAM 7 BEARING**	2	1		Each
515	**Effectiveness (Steel Protective Coatings)**	**DETERIORATED PAINT SYSTEM THROUGHOUT BEAM 7 BEARING**	4	1	1	Square Feet

General Comments

Span 2 Far Bearing

Fixed Bearing

Element Number	Element Name	Total Qty	CS1 Qty	CS2 Qty	CS3 Qty	CS4 Qty	
313	Fixed Bearing	1	0	0	1	0	Each
515	Steel Protective Coating	1	0	0	0	1	Square Feet

Element Number	Defect Type	Defect Description	CS	CS Qty	Maint Qty	
313	**Corrosion**	**CORROSION THROUGHOUT BEAM 7 BEARING**	3	1	1	Each
515	**Effectiveness (Steel Protective Coatings)**	**DETERIORATED PAINT SYSTEM THROUGHOUT BEAM 7 BEARING**	4	1	1	Square Feet

General Comments

Span 2 Near Bearing

Movable Bearing

Element Number	Element Name	Total Qty	CS1 Qty	CS2 Qty	CS3 Qty	CS4 Qty	
311	Movable Bearing	1	0	0	1	0	Each
515	Steel Protective Coating	1	0	0	0	1	Square Feet

Element Number	Defect Type	Defect Description	CS	CS Qty	Maint Qty	
311	**Corrosion**	**CORROSION THROUGHOUT BEAM 8 BEARING**	3	1	1	Each
515	**Effectiveness (Steel Protective Coatings)**	**DETERIORATED PAINT SYSTEM THROUGHOUT BEAM 8 BEARING**	4	1	1	Square Feet

General Comments

Span 2 Far Bearing

Fixed Bearing

Element Number	Element Name	Total Qty	CS1 Qty	CS2 Qty	CS3 Qty	CS4 Qty	
313	Fixed Bearing	1	0	0	1	0	Each
515	Steel Protective Coating	1	0	0	0	1	Square Feet

Element Number	Defect Type	Defect Description	CS	CS Qty	Maint Qty	
313	**Corrosion**	**CORROSION THROUGHOUT BEAM 8 BEARING**	3	1	1	Each
515	**Effectiveness (Steel Protective Coatings)**	**DETERIORATED PAINT SYSTEM THROUGHOUT BEAM 8 BEARING**	4	1	1	Square Feet

General Comments

Span 2 Near Bearing

Movable Bearing

Element Number	Element Name	Total Qty	CS1 Qty	CS2 Qty	CS3 Qty	CS4 Qty	
311	Movable Bearing	1	0	1	0	0	Each
515	Steel Protective Coating	1	0	0	0	1	Square Feet

Element Number	Defect Type	Defect Description	CS	CS Qty	Maint Qty	
311	**Corrosion**	**CORROSION THROUGHOUT BEAM 9 BEARING**	2	1		Each
515	**Effectiveness (Steel Protective Coatings)**	**DETERIORATED PAINT SYSTEM THROUGHOUT BEAM 9 BEARING**	4	1	1	Square Feet

General Comments

Span 2 Far Bearing

Fixed Bearing

Element Number	Element Name	Total Qty	CS1 Qty	CS2 Qty	CS3 Qty	CS4 Qty	
313	Fixed Bearing	1	0	0	1	0	Each
515	Steel Protective Coating	1	0	0	0	1	Square Feet

Element Number	Defect Type	Defect Description	CS	CS Qty	Maint Qty	
313	**Corrosion**	**CORROSION THROUGHOUT BEAM 9 BEARING**	3	1	1	Each
515	**Effectiveness (Steel Protective Coatings)**	**DETERIORATED PAINT SYSTEM THROUGHOUT BEAM 9 BEARING**	4	1	1	Square Feet

General Comments

Span 2 Near Bearing

Movable Bearing

Element Number	Element Name	Total Qty	CS1 Qty	CS2 Qty	CS3 Qty	CS4 Qty	
311	Movable Bearing	1	0	0	1	0	Each
515	Steel Protective Coating	1	0	0	0	1	Square Feet

Element Number	Defect Type	Defect Description	CS	CS Qty	Maint Qty	
311	**Corrosion**	**CORROSION THROUGHOUT BEAM 10 BEARING**	3	1	1	Each
311	**Loss of Bearing Area**	**LESS THAN 1% LOSS OF BEARING AREA BENEATH BEAM 10 BEARING**	2			Each
515	**Effectiveness (Steel Protective Coatings)**	**DETERIORATED PAINT SYSTEM THROUGHOUT BEAM 10 BEARING**	4	1	1	Square Feet

General Comments

Span 2 Far Bearing

Fixed Bearing

Element Number	Element Name	Total Qty	CS1 Qty	CS2 Qty	CS3 Qty	CS4 Qty	
313	Fixed Bearing	1	0	0	1	0	Each
515	Steel Protective Coating	1	0	0	0	1	Square Feet

Element Number	Defect Type	Defect Description	CS	CS Qty	Maint Qty	
313	**Corrosion**	**CORROSION THROUGHOUT BEAM 10 BEARING**	3	1	1	Each
515	**Effectiveness (Steel Protective Coatings)**	**DETERIORATED PAINT SYSTEM THROUGHOUT BEAM 10 BEARING**	4	1	1	Square Feet

General Comments

Span 2 Expansion Joint 2

Compression Seal

Element Number	Element Name	Total Qty	CS1 Qty	CS2 Qty	CS3 Qty	CS4 Qty	
302	Compression Joint Seal	83	81	2	0	0	Feet

Element Number	Defect Type	Defect Description	CS	CS Qty	Maint Qty	
302	**Seal Damage**	**(2) AREAS OF DAMAGE TO JOINTUP TO 1' LONG X 6" WIDE IN EASTBOUND LANES**	2	2		Feet

General Comments

Span 2 Wearing Surface

Concrete Wearing Surface

Element Number	Element Name	Total Qty	CS1 Qty	CS2 Qty	CS3 Qty	CS4 Qty	
510	Wearing Surface	3,564	1,782	0	1,782	0	Square Feet

Element Number	Defect Type	Defect Description	CS	CS Qty	Maint Qty	
510	**Crack (Wearing Surface)**	**UP TO 1/16" DIAGONAL, LONGITUDINAL AND TRANSVERSE CRACKS IN VARIOUS LOCATIONS**	3	1,782	1,782	Square Feet

General Comments

Span 2 Left Bridge Rail

Concrete and Metal Railing

Element Number	Element Name	Total Qty	CS1 Qty	CS2 Qty	CS3 Qty	CS4 Qty	
333	Other Bridge Railing	54	51	3	0	0	Feet
515	Steel Protective Coating	81	81	0	0	0	Square Feet

Element Number	Defect Type	Defect Description	CS	CS Qty	Maint Qty	
333	**Delamination/Spall**	**SPALLS WITH EXPOSED REBAR UP TO 6" X 3" X 1" DEEP IN BACK FACE OF RAIL POSTS IN VARIOUS LOCATIONS**	2	3	3	Feet

General Comments

Span 2 Right Bridge Rail

Concrete and Metal Railing

Element Number	Element Name	Total Qty	CS1 Qty	CS2 Qty	CS3 Qty	CS4 Qty	
333	Other Bridge Railing	54	46	0	8	0	Feet
515	Steel Protective Coating	81	81	0	0	0	Square Feet

Element Number	Defect Type	Defect Description	CS	CS Qty	Maint Qty	
333	**Delamination/Spall**	**SPALLS WITH EXPOSED REBAR UP TO 17" X 4" X 4" DEEP IN BACK FACE AND BOTTOM OF RAIL AND POSTS IN VARIOUS LOCATIONS**	3	8	8	Feet

General Comments

Span 3 Deck

Reinforced Concrete Deck

Element Number	Element Name	Total Qty	CS1 Qty	CS2 Qty	CS3 Qty	CS4 Qty	
12	Reinforced Concrete Deck	3,638	2,109	1,316	201	12	Square Feet

Element Number	Defect Type	Defect Description	CS	CS Qty	Maint Qty	
12	**Delamination/Spall**	**(PAR) (3) AREAS OF UP TO 2' X 2' X 4" DEEP SPALLS WITH EXPOSED REBAR ALONG RIGHT OVERHANG**	4	12	12	Square Feet
12	**Cracking (RC and Other)**	**(4) UP TO 26" X 23" AREAS OF DELAMINATION WITH UP TO 1/4" LONGITUDINAL, TRANSVERSE AND HORIZONTAL CRACKS THROUGHOUT BOTTOM AND FACE OF RIGHT OVERHANG**	3	100	100	Square Feet
12	**Cracking (RC and Other)**	**UP TO 26" X 23" AREAS OF DELAMINATION WITH UP TO 1/4" LONGITUDINAL, TRANSVERSE AND HORIZONTAL CRACKS THROUGHOUT BOTTOM AND FACE OF LEFT OVERHANG**	3	100	100	Square Feet
12	**Delamination/Spall**	**1' DIAMETER SPALL X 2" DEEP IN LEFT EASTBOUND. LANE AT BENT 2 JOINT**	3	1	1	Square Feet
12	**Cracking (RC and Other)**	**UP TO 0.02" LONGITUDINAL AND TRANSVERSE CRACKS WITH AND WITHOUT EFFLORESCENCE IN BOTTOM OF DECK IN VARIOUS LOCATIONS**	2	640	640	Square Feet
12	**Efflorescence/Rust Staining**	**HAIRLINE MAP CRACKING WITH EFFLORESCENCE IN BOTTOM OF DECK IN BAY 8 FROM BENT 2 TO MIDSPAN**	2	120		Square Feet
12	**Efflorescence/Rust Staining**	**UP TO 0.012" LONGITUDINAL AND TRANSVERSE CRACKS WITH AND WITHOUT EFFLORESCENCE IN BOTTOM OF DECK THROUGHOUT BAY 5**	2	150		Square Feet
12	**Efflorescence/Rust Staining**	**UP TO 0.012" MAP CRACKING WITH EFFLORESCENCE IN BOTTOM OF DECK THROUGHOUT BAYS 1 AND 2**	2	320		Square Feet
12	**Patched Areas**	**(2) REPAIRS UP TO 60" X 48" IN BOTTOM OF DECK IN BAYS 1 AND 2 NEAR BENT 2**	2	32		Square Feet
12	**Patched Areas**	**(3) PATCHES UP TO 64" X 48" IN BOTTOM OF DECK IN BAYS 8 AND 9 NEAR END BENT 2**	2	50		Square Feet
12	**Patched Areas**	**24" X 24" REPAIR IN BOTTOM OF DECK IN BAY 8 NEAR BENT 2**	2	4		Square Feet

General Comments

Span 3 Beam 1

Plate Girder

Element Number	Element Name	Total Qty	CS1 Qty	CS2 Qty	CS3 Qty	CS4 Qty	
107	Steel Open Girder/Beam	50	0	42	0	8	Feet
515	Steel Protective Coating	399	317	0	0	82	Square Feet

Element Number	Defect Type	Defect Description	CS	CS Qty	Maint Qty

107	**Corrosion**	**(PAR) CORROSION WITH SECTION LOSS IN WEB AT BENT 2 WITH 1/4" REMAINING AT END OF BEAM AND SECTION LOSS IN BOTTOM FLANGE UP TO 1' LONG AT BEARING WITH 1/2" REMAINING, AND CORROSION EXTENDING 8' LONG FROM BENT 2 ALONG BOTTOM FLANGE AND WEB UP TO 12" HIGH**	4	8	8	Feet
107	**Corrosion**	**50' OF SURFACE CORROSION ALONG WEB AND EDGES OF FLANGES IN VARIOUS LOCATIONS**	2	42		Feet
515	**Effectiveness (Steel Protective Coatings)**	**DETERIORATED PAINT SYSTEM ALONG WEB AND BOTTOM FLANGE UP TO 8' LONG X 12" HIGH IN WEB, AND 8' LONG X 11 1/2" WIDE IN FLANGE EXTENDING FROM END OF BEAM AT BENT 2**	4	32	32	Square Feet
515	**Effectiveness (Steel Protective Coatings)**	**DETERIORATED PAINT SYSTEM ALONG WEB AND EDGES OF FLANGES IN VARIOUS LOCATIONS**	4	50	50	Square Feet

General Comments

Span 3 Beam 2

Plate Girder

Element Number	Element Name	Total Qty	CS1 Qty	CS2 Qty	CS3 Qty	CS4 Qty	
107	Steel Open Girder/Beam	50	0	48	2	0	Feet
515	Steel Protective Coating	399	341	0	0	58	Square Feet

Element Number	Defect Type	Defect Description	CS	CS Qty	Maint Qty	
107	**Corrosion**	**CORROSION WITH NO MEASURABLE LOSS OF SECTION ALONG WEB AND BOTTOM FLANGE UP TO 10" LONG X 8" HIGH IN WEB, AND 24" LONG X 11 1/2" WIDE IN FLANGE EXTENDING FROM END OF BEAM AT BENT 2**	3	2	2	Feet
107	**Corrosion**	**50' OF SURFACE CORROSION ALONG WEB AND EDGES OF FLANGES IN VARIOUS LOCATIONS**	2	48		Feet
515	**Effectiveness (Steel Protective Coatings)**	**DETERIORATED PAINT SYSTEM ALONG WEB AND BOTTOM FLANGE UP TO 10" LONG X 8" HIGH IN WEB, AND 24" LONG X 11 1/2" WIDE IN FLANGE EXTENDING FROM END OF BEAM AT BENT 2**	4	8	8	Square Feet
515	**Effectiveness (Steel Protective Coatings)**	**DETERIORATED PAINT SYSTEM ALONG WEB AND EDGES OF FLANGES IN VARIOUS LOCATIONS**	4	50	50	Square Feet

General Comments

Span 3 Beam 3

Plate Girder

Element Number	Element Name	Total Qty	CS1 Qty	CS2 Qty	CS3 Qty	CS4 Qty	
107	Steel Open Girder/Beam	50	0	49	1	0	Feet
515	Steel Protective Coating	399	345	0	0	54	Square Feet

Element Number	Defect Type	Defect Description	CS	CS Qty	Maint Qty	
107	**Corrosion**	**CORROSION WITH NO MEASURABLE LOSS OF SECTION ALONG WEB AND BOTTOM FLANGE UP TO 12" LONG X 6" HIGH IN WEB, AND 12" LONG X 11 1/2" WIDE IN FLANGE EXTENDING FROM END OF BEAM AT BENT 2**	3	1	1	Feet
107	**Corrosion**	**50' OF SURFACE CORROSION ALONG WEB AND EDGES OF FLANGES IN VARIOUS LOCATIONS**	2	49		Feet
515	**Effectiveness (Steel Protective Coatings)**	**DETERIORATED PAINT SYSTEM ALONG WEB AND BOTTOM FLANGE UP TO 12" LONG X 6" HIGH IN WEB, AND 12" LONG X 11 1/2" WIDE IN FLANGE EXTENDING FROM END OF BEAM AT BENT 2**	4	4	4	Square Feet
515	**Effectiveness (Steel Protective Coatings)**	**DETERIORATED PAINT SYSTEM ALONG WEB AND EDGES OF FLANGES IN VARIOUS LOCATIONS**	4	50	50	Square Feet

General Comments

Span 3 Beam 4

Plate Girder

Element Number	Element Name	Total Qty	CS1 Qty	CS2 Qty	CS3 Qty	CS4 Qty	
107	Steel Open Girder/Beam	50	0	49	1	0	Feet
515	Steel Protective Coating	399	345	0	0	54	Square Feet

Element Number	Defect Type	Defect Description	CS	CS Qty	Maint Qty	
107	**Corrosion**	**CORROSION WITH NO MEASURABLE LOSS OF SECTION ALONG WEB AND BOTTOM FLANGE UP TO 12" LONG X 6" HIGH IN WEB, AND 12" LONG X 11 1/2" WIDE IN FLANGE EXTENDING FROM END OF BEAM AT BENT 2**	3	1	1	Feet
107	**Corrosion**	**50' OF SURFACE CORROSION ALONG WEB AND EDGES OF FLANGES IN VARIOUS LOCATIONS**	2	49		Feet
515	**Effectiveness (Steel Protective Coatings)**	**DETERIORATED PAINT SYSTEM ALONG WEB AND BOTTOM FLANGE UP TO 12" LONG X 6" HIGH IN WEB, AND 12" LONG X 11 1/2" WIDE IN FLANGE EXTENDING FROM END OF BEAM AT BENT 2**	4	4	4	Square Feet
515	**Effectiveness (Steel Protective Coatings)**	**DETERIORATED PAINT SYSTEM ALONG WEB AND EDGES OF FLANGES IN VARIOUS LOCATIONS**	4	50	50	Square Feet

General Comments

Span 3 Beam 5

Plate Girder

Element Number	Element Name	Total Qty	CS1 Qty	CS2 Qty	CS3 Qty	CS4 Qty	
107	Steel Open Girder/Beam	50	0	49	1	0	Feet
515	Steel Protective Coating	399	345	0	0	54	Square Feet

Element Number	Defect Type	Defect Description	CS	CS Qty	Maint Qty	
107	**Corrosion**	**CORROSION WITH NO MEASURABLE LOSS OF SECTION ALONG WEB AND BOTTOM FLANGE UP TO 12" LONG X 6" HIGH IN WEB, AND 12" LONG X 11 1/2" WIDE IN FLANGE EXTENDING FROM END OF BEAM AT BENT 2**	3	1	1	Feet
107	**Corrosion**	**50' OF SURFACE CORROSION ALONG WEB AND EDGES OF FLANGES IN VARIOUS LOCATIONS**	2	49		Feet
515	**Effectiveness (Steel Protective Coatings)**	**DETERIORATED PAINT SYSTEM ALONG WEB AND BOTTOM FLANGE UP TO 12" LONG X 6" HIGH IN WEB, AND 12" LONG X 11 1/2" WIDE IN FLANGE EXTENDING FROM END OF BEAM AT BENT 2**	4	4	4	Square Feet
515	**Effectiveness (Steel Protective Coatings)**	**DETERIORATED PAINT SYSTEM ALONG WEB AND EDGES OF FLANGES IN VARIOUS LOCATIONS**	4	50	50	Square Feet

General Comments

Span 3 Beam 6

Plate Girder

Element Number	Element Name	Total Qty	CS1 Qty	CS2 Qty	CS3 Qty	CS4 Qty	
107	Steel Open Girder/Beam	50	0	50	0	0	Feet
515	Steel Protective Coating	399	349	0	0	50	Square Feet

Element Number	Defect Type	Defect Description	CS	CS Qty	Maint Qty	
107	**Corrosion**	**SURFACE CORROSION ALONG WEB AND EDGES OF FLANGES IN VARIOUS LOCATIONS**	2	50		Feet
515	**Effectiveness (Steel Protective Coatings)**	**DETERIORATED PAINT SYSTEM ALONG WEB AND EDGES OF FLANGES IN VARIOUS LOCATIONS**	4	50	50	Square Feet

General Comments

Span 3 Beam 7

Plate Girder

Element Number	Element Name	Total Qty	CS1 Qty	CS2 Qty	CS3 Qty	CS4 Qty	
107	Steel Open Girder/Beam	50	0	47	3	0	Feet
515	Steel Protective Coating	399	337	0	0	62	Square Feet

Element Number	Defect Type	Defect Description	CS	CS Qty	Maint Qty	
107	**Corrosion**	**CORROSION WITH NO MEASURABLE LOSS OF SECTION ALONG WEB AND BOTTOM FLANGE UP TO 16" LONG X 6" HIGH IN WEB, AND 32" LONG X 11 1/2" WIDE IN FLANGE EXTENDING FROM END OF BEAM AT BENT 2**	3	3	3	Feet
107	**Corrosion**	**50' OF SURFACE CORROSION ALONG WEB AND EDGES OF FLANGES IN VARIOUS LOCATIONS**	2	47		Feet
515	**Effectiveness (Steel Protective Coatings)**	**DETERIORATED PAINT SYSTEM ALONG WEB AND BOTTOM FLANGE UP TO 16" LONG X 6" HIGH IN WEB, AND 32" LONG X 11 1/2" WIDE IN FLANGE EXTENDING FROM END OF BEAM AT BENT 2**	4	12	12	Square Feet
515	**Effectiveness (Steel Protective Coatings)**	**DETERIORATED PAINT SYSTEM ALONG WEB AND EDGES OF FLANGES IN VARIOUS LOCATIONS**	4	50	50	Square Feet

General Comments

Span 3 Beam 8

Plate Girder

Element Number	Element Name	Total Qty	CS1 Qty	CS2 Qty	CS3 Qty	CS4 Qty	
107	Steel Open Girder/Beam	50	0	48	2	0	Feet
515	Steel Protective Coating	399	337	0	0	62	Square Feet

Element Number	Defect Type	Defect Description	CS	CS Qty	Maint Qty	
107	**Corrosion**	**CORROSION WITH NO MEASURABLE LOSS OF SECTION ALONG WEB AND BOTTOM FLANGE UP TO 16" LONG X 6" HIGH IN WEB, AND 24" LONG X 11 1/2" WIDE IN FLANGE EXTENDING FROM END OF BEAM AT BENT 2**	3	2	2	Feet
107	**Corrosion**	**50' OF SURFACE CORROSION ALONG WEB AND EDGES OF FLANGES IN VARIOUS LOCATIONS**	2	48		Feet
515	**Effectiveness (Steel Protective Coatings)**	**DETERIORATED PAINT SYSTEM ALONG WEB AND BOTTOM FLANGE UP TO 16" LONG X 6" HIGH IN WEB, AND 24" LONG X 11 1/2" WIDE IN FLANGE EXTENDING FROM END OF BEAM AT BENT 2**	4	8	8	Square Feet
515	**Effectiveness (Steel Protective Coatings)**	**DETERIORATED PAINT SYSTEM ALONG WEB AND EDGES OF FLANGES IN VARIOUS LOCATIONS**	4	54	54	Square Feet

General Comments

Span 3 Beam 9

Plate Girder

Element Number	Element Name	Total Qty	CS1 Qty	CS2 Qty	CS3 Qty	CS4 Qty	
107	Steel Open Girder/Beam	50	0	47	3	0	Feet
515	Steel Protective Coating	399	337	12	0	50	Square Feet

Element Number	Defect Type	Defect Description	CS	CS Qty	Maint Qty	
107	**Corrosion**	**CORROSION WITH NO MEASURABLE LOSS OF SECTION ALONG WEB AND BOTTOM FLANGE UP TO 30" LONG X 7" HIGH IN WEB AND 34" LONG X 11 1/2" WIDE IN FLANGE EXTENDING FROM END OF BEAM AT BENT 2**	3	3	3	Feet

107	**Corrosion**	**50' OF SURFACE CORROSION ALONG WEB AND EDGES OF FLANGES IN VARIOUS LOCATIONS**	2	47		Feet
515	**Effectiveness (Steel Protective Coatings)**	**DETERIORATED PAINT SYSTEM ALONG WEB AND EDGES OF FLANGES IN VARIOUS LOCATIONS**	4	50	50	Square Feet
515	**Effectiveness (Steel Protective Coatings)**	**DETERIORATED PAINT SYSTEM ALONG WEB AND BOTTOM FLANGE UP TO 30" LONG X 7" HIGH IN WEB AND 34" LONG X 11 1/2" WIDE IN FLANGE EXTENDING FROM END OF BEAM AT BENT 2**	2	12	12	Square Feet

General Comments

Span 3 Beam 10

Plate Girder

Element Number	Element Name	Total Qty	CS1 Qty	CS2 Qty	CS3 Qty	CS4 Qty	
107	Steel Open Girder/Beam	50	0	41	9	0	Feet
515	Steel Protective Coating	399	313	0	0	86	Square Feet

Element Number	Defect Type	Defect Description	CS	CS Qty	Maint Qty	
107	**Corrosion**	**CORROSION WITH NO MEASURABLE LOSS OF SECTION ALONG WEB AND BOTTOM FLANGE UP TO 24" LONG X 7" HIGH IN WEB AND 34" LONG X 11 1/2" WIDE IN FLANGE EXTENDING FROM END OF BEAM AT BENT 2**	3	3	3	Feet
107	**Corrosion**	**CORROSION WITH NO MEASURABLE LOSS OF SECTION ALONG WEB AND BOTTOM FLANGE UP TO 72" LONG X 4" HIGH IN WEB, AND 70" LONG X 11 1/2" WIDE IN FLANGE EXTENDING FROM END OF BEAM AT END BENT 2**	3	6	6	Feet
107	**Corrosion**	**50' OF SURFACE CORROSION ALONG WEB AND EDGES OF FLANGES IN VARIOUS LOCATIONS**	2	41		Feet
515	**Effectiveness (Steel Protective Coatings)**	**DETERIORATED PAINT SYSTEM ALONG WEB AND BOTTOM FLANGE UP TO 24" LONG X 7" HIGH IN WEB AND 34" LONG X 11 1/2" WIDE IN FLANGE EXTENDING FROM END OF BEAM AT BENT 2**	4	12	12	Square Feet
515	**Effectiveness (Steel Protective Coatings)**	**DETERIORATED PAINT SYSTEM ALONG WEB AND BOTTOM FLANGE UP TO 72" LONG X 4" HIGH IN WEB, AND 70" LONG X 11 1/2" WIDE IN FLANGE EXTENDING FROM END OF BEAM AT END BENT 2**	4	24	24	Square Feet
515	**Effectiveness (Steel Protective Coatings)**	**DETERIORATED PAINT SYSTEM ALONG WEB AND EDGES OF FLANGES IN VARIOUS LOCATIONS**	4	50	50	Square Feet

General Comments

Span 3 Median Bridge Rail

Concrete Railing

Element Number	Element Name	Total Qty	CS1 Qty	CS2 Qty	CS3 Qty	CS4 Qty	
331	Reinforced Concrete Bridge Railing	51	0	0	51	0	Feet

Element Number	Defect Type	Defect Description	CS	CS Qty	Maint Qty	
331	**Cracking (RC and Other)**	**UP TO 1/16" HORIZONTAL AND MAP CRACKING THROUGHOUT BOTH FACES OF RAIL, CRACKS IN RIGHT FACE NEAR MIDSPAN SHOWN IN PHOTO**	3	51	51	Feet

General Comments

Span 3 Near Bearing

Fixed Bearing

Element Number	Element Name	Total Qty	CS1 Qty	CS2 Qty	CS3 Qty	CS4 Qty	
313	Fixed Bearing	1	0	0	1	0	Each
515	Steel Protective Coating	1	0	0	0	1	Square Feet

Element Number	Defect Type	Defect Description	CS	CS Qty	Maint Qty	
313	**Corrosion**	**CORROSION THROUGHOUT BEAM 1 BEARING**	3	1	1	Each
515	**Effectiveness (Steel Protective Coatings)**	**DETERIORATED PAINT SYSTEM THROUGHOUT BEAM 1 BEARING**	4	1	1	Square Feet

General Comments

Span 3 Far Bearing

Movable Bearing

Element Number	Element Name	Total Qty	CS1 Qty	CS2 Qty	CS3 Qty	CS4 Qty	
311	Movable Bearing	1	0	1	0	0	Each
515	Steel Protective Coating	1	0	0	0	1	Square Feet

Element Number	Defect Type	Defect Description	CS	CS Qty	Maint Qty	
311	**Corrosion**	**SURFACE CORROSION THROUGHOUT BEAM 1 BEARING**	2	1		Each
515	**Effectiveness (Steel Protective Coatings)**	**DETERIORATED PAINT SYSTEM THROUGHOUT BEAM 1 BEARING**	4	1	1	Square Feet

General Comments

Span 3 Near Bearing

Fixed Bearing

Element Number	Element Name	Total Qty	CS1 Qty	CS2 Qty	CS3 Qty	CS4 Qty	
313	Fixed Bearing	1	0	0	1	0	Each
515	Steel Protective Coating	1	0	0	0	1	Square Feet

Element Number	Defect Type	Defect Description	CS	CS Qty	Maint Qty	
313	**Corrosion**	**CORROSION THROUGHOUT BEAM 2 BEARING**	3	1	1	Each
515	**Effectiveness (Steel Protective Coatings)**	**DETERIORATED PAINT SYSTEM THROUGHOUT BEAM 2 BEARING**	4	1	1	Square Feet

General Comments

Span 3 Far Bearing

Movable Bearing

Element Number	Element Name	Total Qty	CS1 Qty	CS2 Qty	CS3 Qty	CS4 Qty	
311	Movable Bearing	1	0	1	0	0	Each
515	Steel Protective Coating	1	0	0	1	0	Square Feet

Element Number	Defect Type	Defect Description	CS	CS Qty	Maint Qty	
311	**Corrosion**	**SURFACE CORROSION THROUGHOUT BEAM 2 BEARING**	2	1		Each
515	**Effectiveness (Steel Protective Coatings)**	**DETERIORATED PAINT SYSTEM THROUGHOUT BEAM 2 BEARING**	3	1	1	Square Feet

General Comments

Span 3 Near Bearing

Fixed Bearing

Element Number	Element Name	Total Qty	CS1 Qty	CS2 Qty	CS3 Qty	CS4 Qty	
313	Fixed Bearing	1	0	0	1	0	Each
515	Steel Protective Coating	1	0	0	0	1	Square Feet

Element Number	Defect Type	Defect Description	CS	CS Qty	Maint Qty	
313	**Corrosion**	**CORROSION THROUGHOUT BEAM 3 BEARING**	3	1	1	Each
515	**Effectiveness (Steel Protective Coatings)**	**DETERIORATED PAINT SYSTEM THROUGHOUT BEAM 3 BEARING**	4	1	1	Square Feet

General Comments

Span 3 Far Bearing

Movable Bearing

Element Number	Element Name	Total Qty	CS1 Qty	CS2 Qty	CS3 Qty	CS4 Qty	
311	Movable Bearing	1	0	1	0	0	Each
515	Steel Protective Coating	1	0	0	1	0	Square Feet

Element Number	Defect Type	Defect Description	CS	CS Qty	Maint Qty	
311	**Corrosion**	**SURFACE CORROSION THROUGHOUT BEAM 3 BEARING**	2	1		Each
515	**Effectiveness (Steel Protective Coatings)**	**DETERIORATED PAINT SYSTEM THROUGHOUT BEAM 3 BEARING**	3	1	1	Square Feet

General Comments

Span 3 Near Bearing

Fixed Bearing

Element Number	Element Name	Total Qty	CS1 Qty	CS2 Qty	CS3 Qty	CS4 Qty	
313	Fixed Bearing	1	0	0	1	0	Each
515	Steel Protective Coating	1	0	0	0	1	Square Feet

Element Number	Defect Type	Defect Description	CS	CS Qty	Maint Qty	
313	**Corrosion**	**CORROSION THROUGHOUT BEAM 4 BEARING**	3	1	1	Each
515	**Effectiveness (Steel Protective Coatings)**	**DETERIORATED PAINT SYSTEM THROUGHOUT BEAM 4 BEARING**	4	1	1	Square Feet

General Comments

Span 3 Far Bearing

Movable Bearing

Element Number	Element Name	Total Qty	CS1 Qty	CS2 Qty	CS3 Qty	CS4 Qty	
311	Movable Bearing	1	0	1	0	0	Each
515	Steel Protective Coating	1	0	0	1	0	Square Feet

Element Number	Defect Type	Defect Description	CS	CS Qty	Maint Qty

311	**Corrosion**	**SURFACE CORROSION THROUGHOUT BEAM 4 BEARING**	2	1		Each
515	**Effectiveness (Steel Protective Coatings)**	**DETERIORATED PAINT SYSTEM THROUGHOUT BEAM 4 BEARING**	3	1	1	Square Feet

General Comments

Span 3 Near Bearing

Fixed Bearing

Element Number	Element Name	Total Qty	CS1 Qty	CS2 Qty	CS3 Qty	CS4 Qty	
313	Fixed Bearing	1	0	0	1	0	Each
515	Steel Protective Coating	1	0	0	0	1	Square Feet

Element Number	Defect Type	Defect Description	CS	CS Qty	Maint Qty	
313	**Corrosion**	**CORROSION THROUGHOUT BEAM 5 BEARING**	3	1	1	Each
515	**Effectiveness (Steel Protective Coatings)**	**DETERIORATED PAINT SYSTEM THROUGHOUT BEAM 5 BEARING**	4	1	1	Square Feet

General Comments

Span 3 Far Bearing

Movable Bearing

Element Number	Element Name	Total Qty	CS1 Qty	CS2 Qty	CS3 Qty	CS4 Qty	
311	Movable Bearing	1	0	1	0	0	Each
515	Steel Protective Coating	1	0	0	1	0	Square Feet

Element Number	Defect Type	Defect Description	CS	CS Qty	Maint Qty	
311	**Corrosion**	**SURFACE CORROSION THROUGHOUT BEAM 5 BEARING**	2	1		Each
515	**Effectiveness (Steel Protective Coatings)**	**DETERIORATED PAINT SYSTEM THROUGHOUT BEAM 5 BEARING**	3	1	1	Square Feet

General Comments

Span 3 Near Bearing

Fixed Bearing

Element Number	Element Name	Total Qty	CS1 Qty	CS2 Qty	CS3 Qty	CS4 Qty	
313	Fixed Bearing	1	0	1	0	0	Each
515	Steel Protective Coating	1	0	0	0	1	Square Feet

Element Number	Defect Type	Defect Description	CS	CS Qty	Maint Qty	
313	**Corrosion**	**SURFACE CORROSION THROUGHOUT BEAM 6 BEARING**	2	1		Each
515	**Effectiveness (Steel Protective Coatings)**	**DETERIORATED PAINT SYSTEM THROUGHOUT BEAM 6 BEARING**	4	1	1	Square Feet

General Comments

Span 3 Far Bearing

Movable Bearing

Element Number	Element Name	Total Qty	CS1 Qty	CS2 Qty	CS3 Qty	CS4 Qty	
311	Movable Bearing	1	0	1	0	0	Each
515	Steel Protective Coating	1	0	0	1	0	Square Feet

Element Number	Defect Type	Defect Description	CS	CS Qty	Maint Qty	
311	**Corrosion**	**SURFACE CORROSION THROUGHOUT BEAM 6 BEARING**	2	1		Each
515	**Effectiveness (Steel Protective Coatings)**	**DETERIORATED PAINT SYSTEM THROUGHOUT BEAM 6 BEARING**	3	1	1	Square Feet

General Comments

Span 3 Near Bearing

Fixed Bearing

Element Number	Element Name	Total Qty	CS1 Qty	CS2 Qty	CS3 Qty	CS4 Qty	
313	Fixed Bearing	1	0	0	1	0	Each
515	Steel Protective Coating	1	0	0	0	1	Square Feet

Element Number	Defect Type	Defect Description	CS	CS Qty	Maint Qty	
313	**Corrosion**	**CORROSION THROUGHOUT BEAM 7 BEARING**	3	1	1	Each
515	**Effectiveness (Steel Protective Coatings)**	**DETERIORATED PAINT SYSTEM THROUGHOUT BEAM 7 BEARING**	4	1	1	Square Feet

General Comments

Span 3 Far Bearing

Movable Bearing

Element Number	Element Name	Total Qty	CS1 Qty	CS2 Qty	CS3 Qty	CS4 Qty	
311	Movable Bearing	1	0	1	0	0	Each
515	Steel Protective Coating	1	0	0	1	0	Square Feet

Element Number	Defect Type	Defect Description	CS	CS Qty	Maint Qty	
311	**Corrosion**	**SURFACE CORROSION THROUGHOUT BEAM 7 BEARING**	2	1		Each
515	**Effectiveness (Steel Protective Coatings)**	**DETERIORATED PAINT SYSTEM THROUGHOUT BEAM 7 BEARING**	3	1	1	Square Feet

General Comments

Span 3 Near Bearing

Fixed Bearing

Element Number	Element Name	Total Qty	CS1 Qty	CS2 Qty	CS3 Qty	CS4 Qty	
313	Fixed Bearing	1	0	0	1	0	Each
515	Steel Protective Coating	1	0	0	0	1	Square Feet

Element Number	Defect Type	Defect Description	CS	CS Qty	Maint Qty	
313	**Corrosion**	**CORROSION THROUGHOUT BEAM 8 BEARING**	3	1	1	Each
515	**Effectiveness (Steel Protective Coatings)**	**DETERIORATED PAINT SYSTEM THROUGHOUT BEAM 8 BEARING**	4	1	1	Square Feet

General Comments

Span 3 Far Bearing

Movable Bearing

Element Number	Element Name	Total Qty	CS1 Qty	CS2 Qty	CS3 Qty	CS4 Qty	
311	Movable Bearing	1	0	1	0	0	Each
515	Steel Protective Coating	1	0	0	1	0	Square Feet

Element Number	Defect Type	Defect Description	CS	CS Qty	Maint Qty	
311	**Corrosion**	**SURFACE CORROSION THROUGHOUT BEAM 8 BEARING**	2	1		Each
515	**Effectiveness (Steel Protective Coatings)**	**DETERIORATED PAINT SYSTEM THROUGHOUT BEAM 8 BEARING**	3	1	1	Square Feet

General Comments

Span 3 Near Bearing

Fixed Bearing

Element Number	Element Name	Total Qty	CS1 Qty	CS2 Qty	CS3 Qty	CS4 Qty	
313	Fixed Bearing	1	0	0	1	0	Each
515	Steel Protective Coating	1	0	0	0	1	Square Feet

Element Number	Defect Type	Defect Description	CS	CS Qty	Maint Qty	
313	**Corrosion**	**CORROSION THROUGHOUT BEAM 9 BEARING**	3	1	1	Each
515	**Effectiveness (Steel Protective Coatings)**	**DETERIORATED PAINT SYSTEM THROUGHOUT BEAM 9 BEARING**	4	1	1	Square Feet

General Comments

Span 3 Far Bearing

Movable Bearing

Element Number	Element Name	Total Qty	CS1 Qty	CS2 Qty	CS3 Qty	CS4 Qty	
311	Movable Bearing	1	0	1	0	0	Each
515	Steel Protective Coating	1	0	0	1	0	Square Feet

Element Number	Defect Type	Defect Description	CS	CS Qty	Maint Qty	
311	**Corrosion**	**SURFACE CORROSION THROUGHOUT BEAM 9 BEARING**	2	1		Each
515	**Effectiveness (Steel Protective Coatings)**	**DETERIORATED PAINT SYSTEM THROUGHOUT BEAM 9 BEARING**	3	1	1	Square Feet

General Comments

Span 3 Near Bearing

Fixed Bearing

Element Number	Element Name	Total Qty	CS1 Qty	CS2 Qty	CS3 Qty	CS4 Qty	
313	Fixed Bearing	1	0	0	1	0	Each
515	Steel Protective Coating	1	0	0	0	1	Square Feet

Element Number	Defect Type	Defect Description	CS	CS Qty	Maint Qty

313	**Corrosion**	**CORROSION THROUGHOUT BEAM 10 BEARING**	3	1	1	Each
515	**Effectiveness (Steel Protective Coatings)**	**DETERIORATED PAINT SYSTEM THROUGHOUT BEAM 10 BEARING**	4	1	1	Square Feet

General Comments

Span 3 — Far Bearing

Movable Bearing

Element Number	Element Name	Total Qty	CS1 Qty	CS2 Qty	CS3 Qty	CS4 Qty	
311	Movable Bearing	1	0	0	1	0	Each
515	Steel Protective Coating	1	0	0	0	1	Square Feet

Element Number	Defect Type	Defect Description	CS	CS Qty	Maint Qty	
311	**Corrosion**	**CORROSION THROUGHOUT BEAM 10 BEARING**	3	1	1	Each
515	**Effectiveness (Steel Protective Coatings)**	**DETERIORATED PAINT SYSTEM THROUGHOUT BEAM 10 BEARING**	4	1	1	Square Feet

General Comments

Span 3 — Expansion Joint 3

Compression Seal

Element Number	Element Name	Total Qty	CS1 Qty	CS2 Qty	CS3 Qty	CS4 Qty	
302	Compression Joint Seal	83	81	0	2	0	Feet

Element Number	Defect Type	Defect Description	CS	CS Qty	Maint Qty	
302	**Adjacent Deck or Header**	**14" X 6" AREA OF CRACKED AND BROKEN DECK HEADER ALONG BENT 2 JOINT ALONG CENTERLINE OF EASTBOUND LANES (SEE PHOTO)**	3	2	2	Feet

General Comments

Span 3 — Wearing Surface

Concrete Wearing Surface

Element Number	Element Name	Total Qty	CS1 Qty	CS2 Qty	CS3 Qty	CS4 Qty	
510	Wearing Surface	3,366	1,716	0	1,650	0	Square Feet

Element Number	Defect Type	Defect Description	CS	CS Qty	Maint Qty	
510	**Crack (Wearing Surface)**	**UP TO 1/16" DIAGONAL, LONGITUDINAL AND TRANSVERSE CRACKS IN VARIOUS LOCATIONS, CRACKS IN INSIDE EASTBOUND LANE AT BENT 3 JOINT SHOWN IN PHOTO**	3	1,650	1,650	Square Feet

General Comments

Span 3 — Left Bridge Rail

Concrete and Metal Railing

Element Number	Element Name	Total Qty	CS1 Qty	CS2 Qty	CS3 Qty	CS4 Qty	
333	Other Bridge Railing	51	47	4	0	0	Feet
515	Steel Protective Coating	75	75	0	0	0	Square Feet

Element Number	Defect Type	Defect Description	CS	CS Qty	Maint Qty

333	**Delamination/Spall**	**SPALLS WITH EXPOSED REBAR UP TO 3" X 3" X 1" DEEP IN BACK FACE OF RAIL POSTS IN VARIOUS LOCATIONS**	2	4	4	Feet

General Comments

Span 3 Right Bridge Rail

Concrete and Metal Railing

Element Number	Element Name	Total Qty	CS1 Qty	CS2 Qty	CS3 Qty	CS4 Qty	
333	Other Bridge Railing	51	46	0	5	0	Feet
515	Steel Protective Coating	75	75	0	0	0	Square Feet

Element Number	Defect Type	Defect Description	CS	CS Qty	Maint Qty	
333	**Delamination/Spall**	**SPALLS WITH EXPOSED REBAR UP TO 17" X 5" X 4" DEEP IN BACK FACE AND BOTTOM OF RAIL AND POSTS IN VARIOUS LOCATIONS**	3	5	5	Feet

General Comments

End Bent 1 Abutment

Reinforced Concrete Abutment

Element Number	Element Name	Total Qty	CS1 Qty	CS2 Qty	CS3 Qty	CS4 Qty	
215	Reinforced Concrete Abutment	79	52	25	2	0	Feet

Element Number	Defect Type	Defect Description	CS	CS Qty	Maint Qty	
215	**Patched Area**	**FAILED PATCH WITH UP TO 34" X 21" AREA OF DELAMINATION IN FACE OF CURTAIN WALL TO RIGHT OF BEAM 8**	3	2	2	Feet
215	**Patched Area**	**UP TO 32" X 16" PATCHES IN FACE OF CURTAIN WALL IN VARIOUS LOCATIONS**	2	25		Feet

General Comments

End Bent 1 Cap 1

Reinforced Concrete Pier Cap

Element Number	Element Name	Total Qty	CS1 Qty	CS2 Qty	CS3 Qty	CS4 Qty	
234	Reinforced Concrete Pier Cap	85	56	0	29	0	Feet

Element Number	Defect Type	Defect Description	CS	CS Qty	Maint Qty	
234	**Cracking (RC and Other)**	**72" X 11" X 8" AREA OF DELAMINATION WITH UP TO 3/16" TRANSVERSE AND VERTICAL CRACKS WITH AND WITHOUT EFFLORESCENCE IN TOP AND FACE OF CAP BENEATH BAYS 8 AND 9**	3	15	15	Feet
234	**Cracking (RC and Other)**	**UP TO 1/4" TRANSVERSE AND VERTICAL CRACKS WITH AND WITHOUT EFFLORESCENCE IN FACE OF CAP BENEATH BAY 1**	3	6	6	Feet
234	**Cracking (RC and Other)**	**UP TO 3/16" TRANSVERSE AND VERTICAL CRACKS IN FACE OF CAP BENEATH BAY 4 UP TO 8' LONG**	3	8	8	Feet

General Comments

Bent 1 Cap 1

Reinforced Concrete Pier Cap

Element Number	Element Name	Total Qty	CS1 Qty	CS2 Qty	CS3 Qty	CS4 Qty	
234	Reinforced Concrete Pier Cap	79	28	0	18	33	Feet

Element Number	Defect Type	Defect Description	CS	CS Qty	Maint Qty	
234	**Cracking (RC and Other)**	**(PAR) UP TO 8' X 30" X 4" DEEP SPALLS WITH EXPOSED REBAR, 13' X 6" AREAS OF DELAMINATION AND UP TO 1/2" DIAGONAL AND HORIZONTAL CRACKS IN BOTTOM AND BOTH FACES OF CAP BENEATH BAY 2**	4	13	13	Feet
234	**Delamination/Spall**	**(PAR) UP TO 64" X 42" X 3" DEEP SPALLS WITH EXPOSED REBAR, 16' X 24" AREAS OF DELAMINATION AND UP TO 1 1/2" LONGITUDINAL, TRANSVERSE, DIAGONAL AND HORIZONTAL CRACKS IN TOP, BOTTOM, RIGHT END AND BOTH FACES OF CAP FROM BENEATH BEAM 8 TO RIGHT END**	4	20	20	Feet
234	**Cracking (RC and Other)**	**(2) SPALLS WITH EXPOSED REBAR UP TO 7" X 3" X 1" DEEP WITH 32" X 32" AREA OF DELAMINATION AND UP TO 1/8" MAP CRACKING IN SPAN 1 FACE OF CAP AT LEFT END**	3	1	3	Feet
234	**Cracking (RC and Other)**	**42" X 36" AREA OF DELAMINATION IN SPAN 1 FACE OF CAP WITH UP TO 1/16" HORIZONTAL CRACKS WITH AND WITHOUT EFFLORESCENCE IN BOTH FACES BENEATH BEAM 7 AND BAY 7**	3	10	10	Feet
234	**Cracking (RC and Other)**	**58" X 6" X 4" AREA OF DELAMINATION WITH UP TO 1/4" LONGITUDINAL AND HORIZONTAL CRACKS IN TOP AND SPAN 1 FACE OF CAP BENEATH BAY 4**	3	5	5	Feet
234	**Cracking (RC and Other)**	**UP TO 1/16" DIAGONAL AND HORIZONTAL CRACKS IN SPAN 2 FACE OF CAP AT LEFT END (SEE PHOTO)**	3	2	2	Feet

General Comments

Bent 1 Pile 1

Reinforced Concrete Column

Element Number	Element Name	Total Qty	CS1 Qty	CS2 Qty	CS3 Qty	CS4 Qty	
205	Reinforced Concrete Column	1	0	0	0	1	Each

Element Number	Defect Type	Defect Description	CS	CS Qty	Maint Qty	
205	**Delamination/Spall**	**(PAR) 65" X 12" X 3" SPALL WITH EXPOSED REBAR IN NORTHWEST CORNER OF COLUMN, BEGINNING APPROXIMATELY 2' FROM GROUND LINE**	4	1	6	Each

General Comments

Bent 1 Pile 4

Reinforced Concrete Column

Element Number	Element Name	Total Qty	CS1 Qty	CS2 Qty	CS3 Qty	CS4 Qty	
205	Reinforced Concrete Column	1	0	0	0	1	Each

Element Number	Defect Type	Defect Description	CS	CS Qty	Maint Qty	
205	**Delamination/Spall**	**(PAR) 96" X 8" X 7" SPALL WITH EXPOSED REBAR IN SOUTHEAST CORNER OF COLUMN EXTENDING FROM BOTTOM OF CAP**	4	1	8	Each
205	**Cracking (RC and Other)**	**52" X 8" AREA OF DELAMINATION WITH UP TO 1/2" VERTICAL CRACKS IN SPAN 1 FACE OF COLUMN EXTENDING FROM BOTTOM OF CAP**	3			Each
205	**Cracking (RC and Other)**	**UP TO 1/8" VERTICAL CRACKS IN ALL FACES OF COLUMN EXTENDING FROM BOTTOM OF CAP**	3			Each

General Comments

Bent 1 Pile 5

Reinforced Concrete Column

Element Number	Element Name	Total Qty	CS1 Qty	CS2 Qty	CS3 Qty	CS4 Qty	
205	Reinforced Concrete Column	1	0	0	0	1	Each

Element Number	Defect Type	Defect Description	CS	CS Qty	Maint Qty	
205	**Delamination/Spall**	**(PAR) (3) SPALLS WITH EXPOSED REBAR UP TO 60" X 10" X 10" IN NORTHWEST CORNER, SOUTHWEST CORNER AND RIGHT FACE OF COLUMN EXTENDING FROM BOTTOM OF CAP**	4	1	5	Each

General Comments

Bent 2 Cap 1

Reinforced Concrete Pier Cap

Element Number	Element Name	Total Qty	CS1 Qty	CS2 Qty	CS3 Qty	CS4 Qty	
234	Reinforced Concrete Pier Cap	79	25	3	31	20	Feet

Element Number	Defect Type	Defect Description	CS	CS Qty	Maint Qty	
234	**Delamination/Spall**	**(PAR) 125" X 30" X 30" AREA OF DELAMINATION WITH UP TO 1/2" LONGITUDINAL AND HORIZONTAL CRACKS AND 7' X 26" X 4" DEEP SPALL WITH EXPOSED REBAR IN BOTTOM AND BOTH FACES OF CAP TO RIGHT OF COLUMN 4 WITH SECTION LOSS OF REBAR INITIATED**	4	11	11	Feet
234	**Exposed Rebar**	**(PAR) 103" X 33" X 30" AREA OF DELAMINATION WITH UP TO 1/2" VERTICAL AND HORIZONTAL CRACKS AND 33" X 30" X 5" DEEP SPALL WITH EXPOSED REBAR THROUGHOUT CAP EXTERIOR FROM RIGHT END TO BENEATH BAY 9**	4	9	9	Feet
234	**Cracking (RC and Other)**	**10' X 24" AREA OF DELAMINATION WITH UP TO 1/4" TRANSVERSE AND LONGITUDINAL CRACKS IN BOTTOM AND BOTH FACES OF CAP BETWEEN COLUMNS 1 AND 2**	3	10	10	Feet
234	**Cracking (RC and Other)**	**44" X 8" AREA OF DELAMINATION WITH UP TO 1/16" HORIZONTAL CRACKS IN SPAN 2 FACE OF CAP BENEATH BEAM 1**	3	4	4	Feet
234	**Cracking (RC and Other)**	**UP TO 1/16" HORIZONTAL AND VERTICAL CRACKS IN LEFT AND SPAN 2 FACES OF CAP AT LEFT END**	3	2	2	Feet
234	**Cracking (RC and Other)**	**UP TO 15' X 24" AREAS OF DELAMINATION WITH UP TO 1/16" TRANSVERSE AND LONGITUDINAL CRACKS IN BOTTOM AND BOTH FACES OF CAP BETWEEN COLUMNS 2 AND 3**	3	15	15	Feet
234	**Delamination/Spall**	**(3) AREAS OF DELAMINATION UP TO 12" DIAMETER IN BOTTOM OF CAP BETWEEN COLUMNS 3 AND 4**	2	3	3	Feet

General Comments

Bent 2 Pile 1

Reinforced Concrete Column

Element Number	Element Name	Total Qty	CS1 Qty	CS2 Qty	CS3 Qty	CS4 Qty	
205	Reinforced Concrete Column	1	0	0	1	0	Each

Element Number	Defect Type	Defect Description	CS	CS Qty	Maint Qty	
205	**Cracking (RC and Other)**	**54" X 7" X 4" AREA OF DELAMINATION WITH UP TO 1/8" VERTICAL CRACK IN NORTHWEST CORNER OF COLUMN EXTENDING FROM BOTTOM OF CAP**	3	1	5	Each

General Comments

Bent 2 Pile 5

Reinforced Concrete Column

Element Number	Element Name	Total Qty	CS1 Qty	CS2 Qty	CS3 Qty	CS4 Qty	
205	Reinforced Concrete Column	1	0	0	0	1	Each

Element Number	Defect Type	Defect Description	CS	CS Qty	Maint Qty	
205	**Delamination/Spall**	**(PAR) 66" X 13" X 6" SPALL WITH EXPOSED REBAR IN SOUTHEAST CORNER OF COLUMN EXTENDING FROM BOTTOM OF CAP**	4	1	6	Each
205	**Cracking (RC and Other)**	**44" X 5" X 4" AREA OF DELAMINATION WITH UP TO 1/8" VERTICAL CRACKS IN SOUTHWEST CORNER OF COLUMN EXTENDING FROM BOTTOM OF CAP**	3			Each

General Comments

End Bent 2 Cap 1

Reinforced Concrete Pier Cap

Element Number	Element Name	Total Qty	CS1 Qty	CS2 Qty	CS3 Qty	CS4 Qty	
234	Reinforced Concrete Pier Cap	85	58	4	17	6	Feet

Element Number	Defect Type	Defect Description	CS	CS Qty	Maint Qty	
234	**Delamination/Spall**	**(PAR) 60" X 15" X 3" SPALL WITH EXPOSED REBAR IN TOP AND FACE OF CAP BENEATH BAY 6**	4	6	6	Feet
234	**Cracking (RC and Other)**	**48" X 15" AREA OF DELAMINATION WITH UP TO 1/16" TRANSVERSE AND HORIZONTAL CRACKS AND HAIRLINE MAP CRACKING IN TOP AND FACE OF CAP BENEATH BAY 1**	3	6	6	Feet
234	**Cracking (RC and Other)**	**96" X 5" X 4" AREA OF DELAMINATION WITH UP TO 1/16" HORIZONTAL CRACK IN TOP AND FACE OF CAP BENEATH BAY 7 AND BEAM 8**	3	8	8	Feet
234	**Cracking (RC and Other)**	**UP TO 1/16" HORIZONTAL CRACK IN FACE OF CAP BENEATH BEAM 9**	3	3	3	Feet
234	**Cracking (RC and Other)**	**UP TO 0.025" VERTICAL CRACKS IN FACE OF CAP IN VARIOUS LOCATIONS**	2	4		Feet

General Comments

Approach 1 Approach 1

Prestressed Concrete Approach Slab

Element Number	Element Name	Total Qty	CS1 Qty	CS2 Qty	CS3 Qty	CS4 Qty	
320	Prestressed Concrete Approach Slab	1,020	510	0	510	0	Square Feet

Element Number	Defect Type	Defect Description	CS	CS Qty	Maint Qty	
320	**Cracking (PSC)**	**UP TO 1/16" DIAGONAL, LONGITUDINAL AND TRANSVERSE CRACKS IN TOP OF SLAB IN VARIOUS LOCATIONS**	3	510	510	Square Feet

General Comments

Approach 2 Approach 2

Prestressed Concrete Approach Slab

Element Number	Element Name	Total Qty	CS1 Qty	CS2 Qty	CS3 Qty	CS4 Qty	
320	Prestressed Concrete Approach Slab	1,020	510	0	510	0	Square Feet

Element Number	Defect Type	Defect Description	CS	CS Qty	Maint Qty	
320	**Cracking (PSC)**	**UP TO 1/16" DIAGONAL, LONGITUDINAL AND TRANSVERSE CRACKS IN TOP OF SLAB IN VARIOUS LOCATIONS**	3	510	510	Square Feet

General Comments

Elements Verfied

Location	Name	Component	Element Name	Amount
Span 1	Deck	Reinforced Concrete Deck	Reinforced Concrete Deck	2925
Span 1	Beam 1	Plate Girder	Steel Open Girder/Beam	40
Span 1	Beam 2	Plate Girder	Steel Open Girder/Beam	40
Span 1	Beam 3	Plate Girder	Steel Open Girder/Beam	40
Span 1	Beam 4	Plate Girder	Steel Open Girder/Beam	40
Span 1	Beam 5	Plate Girder	Steel Open Girder/Beam	40
Span 1	Beam 6	Plate Girder	Steel Open Girder/Beam	40
Span 1	Beam 7	Plate Girder	Steel Open Girder/Beam	40
Span 1	Beam 8	Plate Girder	Steel Open Girder/Beam	40
Span 1	Beam 9	Plate Girder	Steel Open Girder/Beam	40
Span 1	Beam 10	Plate Girder	Steel Open Girder/Beam	40
Span 1	Left Bridge Rail	Concrete and Metal Railing	Other Bridge Railing	41
Span 1	Right Bridge Rail	Concrete and Metal Railing	Other Bridge Railing	41
Span 1	Median Bridge Rail	Concrete Railing	Reinforced Concrete Bridge Railing	41
Span 1	Expansion Joint 1	Compression Seal	Compression Joint Seal	83
Span 1	Wearing Surface	Concrete Wearing Surface	Wearing Surface	2706
Span 1	Far Bearing	Movable Bearing	Movable Bearing	1
Span 1	Near Bearing	Fixed Bearing	Fixed Bearing	1
Span 1	Near Bearing	Fixed Bearing	Fixed Bearing	1
Span 1	Far Bearing	Movable Bearing	Movable Bearing	1
Span 1	Far Bearing	Movable Bearing	Movable Bearing	1
Span 1	Near Bearing	Fixed Bearing	Fixed Bearing	1
Span 1	Near Bearing	Fixed Bearing	Fixed Bearing	1
Span 1	Far Bearing	Movable Bearing	Movable Bearing	1
Span 1	Far Bearing	Movable Bearing	Movable Bearing	1
Span 1	Near Bearing	Fixed Bearing	Fixed Bearing	1
Span 1	Near Bearing	Fixed Bearing	Fixed Bearing	1
Span 1	Far Bearing	Movable Bearing	Movable Bearing	1
Span 1	Far Bearing	Movable Bearing	Movable Bearing	1
Span 1	Near Bearing	Fixed Bearing	Fixed Bearing	1
Span 1	Near Bearing	Fixed Bearing	Fixed Bearing	1
Span 1	Far Bearing	Movable Bearing	Movable Bearing	1
Span 1	Far Bearing	Movable Bearing	Movable Bearing	1
Span 1	Near Bearing	Fixed Bearing	Fixed Bearing	1
Span 1	Near Bearing	Fixed Bearing	Fixed Bearing	1
Span 1	Far Bearing	Movable Bearing	Movable Bearing	1
Span 2	Deck	Reinforced Concrete Deck	Reinforced Concrete Deck	3852
Span 2	Beam 1	Plate Girder	Steel Open Girder/Beam	54
Span 2	Beam 2	Plate Girder	Steel Open Girder/Beam	54
Span 2	Beam 3	Plate Girder	Steel Open Girder/Beam	54
Span 2	Beam 4	Plate Girder	Steel Open Girder/Beam	54
Span 2	Beam 5	Plate Girder	Steel Open Girder/Beam	54
Span 2	Beam 6	Plate Girder	Steel Open Girder/Beam	54
Span 2	Beam 7	Plate Girder	Steel Open Girder/Beam	54
Span 2	Beam 8	Plate Girder	Steel Open Girder/Beam	54

Elements Verfied

Location	Name	Component	Element Name	Amount
Span 2	Beam 9	Plate Girder	Steel Open Girder/Beam	54
Span 2	Beam 10	Plate Girder	Steel Open Girder/Beam	54
Span 2	Left Bridge Rail	Concrete and Metal Railing	Other Bridge Railing	54
Span 2	Right Bridge Rail	Concrete and Metal Railing	Other Bridge Railing	54
Span 2	Median Bridge Rail	Concrete Railing	Reinforced Concrete Bridge Railing	54
Span 2	Expansion Joint 2	Compression Seal	Compression Joint Seal	83
Span 2	Wearing Surface	Concrete Wearing Surface	Wearing Surface	3564
Span 2	Far Bearing	Fixed Bearing	Fixed Bearing	1
Span 2	Near Bearing	Movable Bearing	Movable Bearing	1
Span 2	Near Bearing	Movable Bearing	Movable Bearing	1
Span 2	Far Bearing	Fixed Bearing	Fixed Bearing	1
Span 2	Far Bearing	Fixed Bearing	Fixed Bearing	1
Span 2	Near Bearing	Movable Bearing	Movable Bearing	1
Span 2	Near Bearing	Movable Bearing	Movable Bearing	1
Span 2	Far Bearing	Fixed Bearing	Fixed Bearing	1
Span 2	Far Bearing	Fixed Bearing	Fixed Bearing	1
Span 2	Near Bearing	Movable Bearing	Movable Bearing	1
Span 2	Near Bearing	Movable Bearing	Movable Bearing	1
Span 2	Far Bearing	Fixed Bearing	Fixed Bearing	1
Span 2	Far Bearing	Fixed Bearing	Fixed Bearing	1
Span 2	Near Bearing	Movable Bearing	Movable Bearing	1
Span 2	Near Bearing	Movable Bearing	Movable Bearing	1
Span 2	Far Bearing	Fixed Bearing	Fixed Bearing	1
Span 2	Far Bearing	Fixed Bearing	Fixed Bearing	1
Span 2	Near Bearing	Movable Bearing	Movable Bearing	1
Span 2	Near Bearing	Movable Bearing	Movable Bearing	1
Span 2	Far Bearing	Fixed Bearing	Fixed Bearing	1
Span 3	Deck	Reinforced Concrete Deck	Reinforced Concrete Deck	3638
Span 3	Beam 1	Plate Girder	Steel Open Girder/Beam	50
Span 3	Beam 2	Plate Girder	Steel Open Girder/Beam	50
Span 3	Beam 3	Plate Girder	Steel Open Girder/Beam	50
Span 3	Beam 4	Plate Girder	Steel Open Girder/Beam	50
Span 3	Beam 5	Plate Girder	Steel Open Girder/Beam	50
Span 3	Beam 6	Plate Girder	Steel Open Girder/Beam	50
Span 3	Beam 7	Plate Girder	Steel Open Girder/Beam	50
Span 3	Beam 8	Plate Girder	Steel Open Girder/Beam	50
Span 3	Beam 9	Plate Girder	Steel Open Girder/Beam	50
Span 3	Beam 10	Plate Girder	Steel Open Girder/Beam	50
Span 3	Left Bridge Rail	Concrete and Metal Railing	Other Bridge Railing	51
Span 3	Right Bridge Rail	Concrete and Metal Railing	Other Bridge Railing	51
Span 3	Median Bridge Rail	Concrete Railing	Reinforced Concrete Bridge Railing	51
Span 3	Expansion Joint 3	Compression Seal	Compression Joint Seal	83
Span 3	Expansion Joint 4	Compression Seal	Compression Joint Seal	83
Span 3	Wearing Surface	Concrete Wearing Surface	Wearing Surface	3366
Span 3	Far Bearing	Movable Bearing	Movable Bearing	1

Elements Verfied

Location	Name	Component	Element Name	Amount
Span 3	Near Bearing	Fixed Bearing	Fixed Bearing	1
Span 3	Near Bearing	Fixed Bearing	Fixed Bearing	1
Span 3	Far Bearing	Movable Bearing	Movable Bearing	1
Span 3	Far Bearing	Movable Bearing	Movable Bearing	1
Span 3	Near Bearing	Fixed Bearing	Fixed Bearing	1
Span 3	Near Bearing	Fixed Bearing	Fixed Bearing	1
Span 3	Far Bearing	Movable Bearing	Movable Bearing	1
Span 3	Far Bearing	Movable Bearing	Movable Bearing	1
Span 3	Near Bearing	Fixed Bearing	Fixed Bearing	1
Span 3	Near Bearing	Fixed Bearing	Fixed Bearing	1
Span 3	Far Bearing	Movable Bearing	Movable Bearing	1
Span 3	Far Bearing	Movable Bearing	Movable Bearing	1
Span 3	Near Bearing	Fixed Bearing	Fixed Bearing	1
Span 3	Near Bearing	Fixed Bearing	Fixed Bearing	1
Span 3	Far Bearing	Movable Bearing	Movable Bearing	1
Span 3	Far Bearing	Movable Bearing	Movable Bearing	1
Span 3	Near Bearing	Fixed Bearing	Fixed Bearing	1
Span 3	Near Bearing	Fixed Bearing	Fixed Bearing	1
Span 3	Far Bearing	Movable Bearing	Movable Bearing	1
Bent 1	Cap 1	Reinforced Concrete Pier Cap	Reinforced Concrete Pier Cap	79
Bent 1	Pile 1	Reinforced Concrete Column	Reinforced Concrete Column	1
Bent 1	Pile 2	Reinforced Concrete Column	Reinforced Concrete Column	1
Bent 1	Pile 3	Reinforced Concrete Column	Reinforced Concrete Column	1
Bent 1	Pile 4	Reinforced Concrete Column	Reinforced Concrete Column	1
Bent 1	Pile 5	Reinforced Concrete Column	Reinforced Concrete Column	1
End Bent 1	Cap 1	Reinforced Concrete Pier Cap	Reinforced Concrete Pier Cap	85
End Bent 1	Abutment	Reinforced Concrete Abutment	Reinforced Concrete Abutment	79
Bent 2	Cap 1	Reinforced Concrete Pier Cap	Reinforced Concrete Pier Cap	79
Bent 2	Pile 1	Reinforced Concrete Column	Reinforced Concrete Column	1
Bent 2	Pile 2	Reinforced Concrete Column	Reinforced Concrete Column	1
Bent 2	Pile 3	Reinforced Concrete Column	Reinforced Concrete Column	1
Bent 2	Pile 4	Reinforced Concrete Column	Reinforced Concrete Column	1
Bent 2	Pile 5	Reinforced Concrete Column	Reinforced Concrete Column	1
End Bent 2	Cap 1	Reinforced Concrete Pier Cap	Reinforced Concrete Pier Cap	85
End Bent 2	Abutment	Reinforced Concrete Abutment	Reinforced Concrete Abutment	79
Approach1	Approach 1	Prestressed Concrete Approach Slab	Prestressed Concrete Approach Slab	1020
Approach2	Approach 2	Prestressed Concrete Approach Slab	Prestressed Concrete Approach Slab	1020

General Inspection Notes

National Bridge and NC Inspection Items

Structure Number: 430236 **Inspection Date:** 04/20/2021

National Bridge Inventory Items

Item	Grade Scale	Grade
Item 58: Deck	0 - 9 , N	**5**
Item 59: Superstructure	0 - 9 , N	**5**
Item 60: Substructure	0 - 9 , N	**4**
Item 61: Channel and Channel Protection	0 - 9 , N	**N**
Item 62: Culvert	0 - 9 , N	**N**
Item 71: Waterway Adequacy	0 - 9 , N	**N**
Item 72: Approach Roadway Alignment	0 - 9 , N	**8**

Note: If NBI Inspection Item is not present, code NBI item with "N"

NC SMU Inspection Items

Item	Grade Scale	Grade	Maint. Qty.	Maint. Code
Deck Debris	G, F, P, or C	**G**	**0**	**3376**
Drainage System	G, F, P, or C	**G**	**0**	**3332**
Utilities	G, F, P, or C			
Slope Protection	G, F, P, or C		**0**	**3352**
Scour	G, F, P, or C			
Wingwall	G, F, P, or C	**G**	**0**	**3350**
Field Scour Evaluation		**N**		
Drift	G, F, P, or C		**0**	**3366**
Fender System	G, F, P, or C		**0**	**3364**
Movable Span Machinery	G, F, P, or C			
Response to Live Load	G, F, P, or C	**G**		
Superstructure Paint Code		**A**		

Note: If NC SMU Insepction Item is not present, leave NC SMU item blank

Inspection Information

Item	Grade Scale	Grade
Sign Noticed Issued	YES/NO	**N**
Priority Maintenance Request Submitted	YES/NO	**Y**
Inspection Time	Hours	**22**
Traffic Control Time	Hours	
Snooper Time	Hours	
Ladder Used	YES/NO	**Y**
Bucket Truck Used	YES/NO	**N**
Boat Used	YES/NO	**N**
Other Equipment Used	YES/NO	**N**
Portion of Structure in > 3' of water	YES/NO	**N**

National Bridge and NC SMU Inspection Item Details

Structure Number: 430236 **Inspection Date:** 04/20/2021

Item Deck - Item 58 **Grade** 5 **Maint Code** **Qty.** 0

Details DIAGONAL, LONGITUDINAL, AND TRANSVERSE CRACKS THROUGHOUT WEARING SURFACE.

NUMEROUS AND VARYING SIZED DELAMINATIONS, SPALLS, AND SPALLS WITH EXPOSED REBAR THROUGHOUT DECK.

Item Superstructure - Item 59 **Grade** 5 **Maint Code** **Qty.** 0

Details VARYING LEVELS OF CORROSION AND SOME AREAS OF SECTION LOSS OF SECTION LOSS IN BEAMS AND BEARINGS THROUGHOUT.

VARIOUS SIZED SPALLS AND SPALLS WITH EXPOSED REBAR IN LEFT AND RIGHT BRIDGE RAILS.

HORIZONTAL AND MAP CRACKING IN MEDIAN BRIDGE RAIL THROUGHOUT.

MISSING CONNECTION PLATE ALONG RIGHT FACE OF MEDIAN RAIL AT BENT 1 JOINT.

Item Substructure - Item 60 **Grade** 4 **Maint Code** **Qty.** 0

Details NUMEROUS AREAS OF ADVANCED DELAMINATIONS, SPALL AREAS AND SPALLS WITH EXPOSED REBAR IN SUBSTRUCTURE WITH SECTION LOSS THROUGHOUT.

Item Priority Maintenance Issued **Grade** Y **Maint Code** **Qty.** 0

Details 26" X 11" X 2" DEEP SPALL IN BOTTOM OF DECK TO LEFT OF BEAM 1 AT END BENT 1 WITH EXPOSED REBAR IN SPAN 1 DECK.

UP TO 32" X 18" X 2" DEEP SPALL WITH EXPOSED REBAR LEFT OF BEAM 1 AND 5' FROM END BENT 1 IN SPAN 1 DECK.

12" X 6" X 1 1/2" DEEP SPALL WITH EXPOSED REBAR AND 40" X 17" AREA OF DELAMINATION IN BOTTOM OF DECK IN BAY 4, APPROXIMATELY 8' FROM END BENT 1 IN SPAN 1 DECK.

(6) SPALLS WITH EXPOSED LONGITUDINAL AND TRANSVERSE REBAR UP TO 48" X 24" X 3" DEEP AND AREAS OF DELAMINATION UP TO 60" X 24" ALONG RIGHT OVERHANG WITH UP TO 25% SECTION LOSS ON REBAR IN SPAN 1 DECK.

CORROSION ALONG WEB AND BOTH FLANGES UP TO 45" LONG X 14" HIGH DOWN TO 1/4" RESIDUAL WEB, 42" LONG X 6" WIDE WITH 3/16" RESIDUAL TOP FLANGE, AND 46" LONG X 6" WIDE DOWN TO 1/4" RESIDUAL BOTTOM FLANGE EXTENDING FROM END OF BEAM AT END BENT 1 IN SPAN 1 BEAM 1.

UP TO 8' X 30" X 4" DEEP SPALLS WITH EXPOSED REBAR, 13' X 6" AREAS OF DELAMINATION AND UP TO 1/2" DIAGONAL AND HORIZONTAL CRACKS IN BOTTOM AND BOTH FACES OF CAP BENEATH BAY 2 IN BENT 1 CAP.

UP TO 64" X 42" X 3" DEEP SPALLS WITH EXPOSED REBAR, 16' X 24" AREAS OF DELAMINATION AND UP TO 1 1/2" LONGITUDINAL, TRANSVERSE, DIAGONAL AND HORIZONTAL CRACKS IN TOP, BOTTOM, RIGHT END AND BOTH FACES OF CAP FROM BENEATH BEAM 8 TO RIGHT END IN BENT 1 CAP.

65" X 12" X 3" SPALL WITH EXPOSED REBAR IN NORTHWEST CORNER OF COLUMN, BEGINNING APPROXIMATELY 2' FROM GROUND LINE IN BENT 1 PILE 1.

96" X 8" X 7" SPALL WITH EXPOSED REBAR IN SOUTHEAST CORNER OF COLUMN EXTENDING FROM BOTTOM OF CAP IN BENT 1 PILE 4.

(3) SPALLS WITH EXPOSED REBAR UP TO 60" X 10" X 10" IN NORTHWEST CORNER, SOUTHWEST CORNER AND RIGHT FACE OF COLUMN EXTENDING FROM BOTTOM OF CAP IN BENT 1 PILE 5.

26" X 24" X 2" DEEP SPALL WITH EXPOSED REBAR IN BOTTOM OF LEFT OVERHANG, APPROXIMATELY 6' FROM BENT 1 IN SPAN 2 DECK.

(4) AREAS OF SEVERE DELAMINATION UP TO 24" X 24" IN BOTTOM OF LEFT OVERHANG ABOVE ROADWAY - SAFETY ISSUE IN SPAN 2 DECK.

FAILED REPAIR AND (2) AREAS OF DELAMINATION UP TO 36" X 22" IN BOTTOM OF RIGHT OVERHANG ABOVE ROADWAY - SAFETY ISSUE IN SPAN 2 DECK.

CORROSION WITH SECTION LOSS IN WEB AT BENT 2 WITH 1/4" REMAINING AT END OF BEAM AND SECTION LOSS IN BOTTOM FLANGE UP TO 1' LONG AT BEARING WITH 1/2" REMAINING, AND CORROSION EXTENDING 8'

LONG FROM BENT 2 ALONG BOTTOM FLANGE AND WEB UP TO 12" HIGH IN SPAN 3 BEAM 1.

125" X 30" X 30" AREA OF DELAMINATION WITH UP TO 1/2" LONGITUDINAL AND HORIZONTAL CRACKS AND 7' X 26" X 4" DEEP SPALL WITH EXPOSED REBAR IN BOTTOM AND BOTH FACES OF CAP TO RIGHT OF COLUMN 4 WITH SECTION LOSS OF REBAR INITIATED IN BENT 2 CAP.

103" X 33" X 30" AREA OF DELAMINATION WITH UP TO 1/2" VERTICAL AND HORIZONTAL CRACKS AND 33" X 30" X 5" DEEP SPALL WITH EXPOSED REBAR THROUGHOUT CAP EXTERIOR FROM RIGHT END TO BENEATH BAY 9 IN BENT 2 CAP.

66" X 13" X 6" SPALL WITH EXPOSED REBAR IN SOUTHEAST CORNER OF COLUMN EXTENDING FROM BOTTOM OF CAP IN BENT 2 PILE 5.

(3) AREAS OF UP TO 2' X 2' X 4" DEEP SPALLS WITH EXPOSED REBAR ALONG RIGHT OVERHANG IN SPAN 3 DECK.

60" X 15" X 3" SPALL WITH EXPOSED REBAR IN TOP AND FACE OF CAP BENEATH BAY 6 IN END BENT 2 CAP.

DAMAGED GUARDRAIL BLOCK POST, NEAR RIGHT SIDE 15' BEFORE END BENT 1

Item General Comments and Misc Items **Grade** **Maint Code** **Qty.** 0

Details DAMAGED GUARDRAIL BLOCK POST, NEAR RIGHT SIDE 15' BEFORE END BENT 1

MISSING CONNECTION PLATE ALONG RIGHT FACE OF MEDIAN RAIL AT BENT 1 JOINT.

End Bent 1 Abutment: FAILED PATCH WITH UP TO 34" X 21" AREA OF DELAMINATION IN FACE OF CURTAIN WALL TO RIGHT OF BEAM 8

End Bent 1 Cap 1: 72" X 11" X 8" AREA OF DELAMINATION WITH UP TO 3/16" TRANSVERSE AND VERTICAL CRACKS WITH AND WITHOUT EFFLORESCENCE IN TOP AND FACE OF CAP BENEATH BAYS 8 AND 9

End Bent 1 Cap 1: UP TO 3/16" TRANSVERSE AND VERTICAL CRACKS IN FACE OF CAP BENEATH BAY 4 UP TO 8' LONG

Span 1 Deck: UP TO 1/4" LONGITUDINAL, TRANSVERSE AND HORIZONTAL CRACKS WITH UP TO 36" X 24" AREAS OF DELAMINATION AND 14" X 14" X 2" DEEP SPALL WITH EXPOSED REBAR IN BOTTOM AND FACE OF LEFT OVERHANG

Span 1 Deck: (PAR) 26" X 11" X 2" DEEP SPALL IN BOTTOM OF DECK TO LEFT OF BEAM 1 AT END BENT 1 WITH EXPOSED REBAR

Span 1 Deck: (PAR) UP TO 32" X 18" X 2" DEEP SPALL WITH EXPOSED REBAR LEFT OF BEAM 1 AND 5' FROM END BENT 1

Span 1 Deck: AREAS OF HAIRLINE MAP CRACKING WITH EFFLORESCENCE IN BOTTOM OF DECK IN VARIOUS LOCATIONS

Span 1 Deck: UP TO 1/8" TRANSVERSE CRACKS WITH AND WITHOUT EFFLORESCENCE IN BOTTOM OF DECK IN VARIOUS LOCATIONS

Span 1 Deck: (PAR) 12" X 6" X 1 1/2" DEEP SPALL WITH EXPOSED REBAR AND 40" X 17" AREA OF DELAMINATION IN BOTTOM OF DECK IN BAY 4, APPROXIMATELY 8' FROM END BENT 1

Span 1 Deck: 20' X 78" FAILED PATCH WITH UP TO 0.02" LONGITUDINAL AND TRANSVERSE CRACKS WITH EFFLORESCENCE IN BOTTOM OF DECK IN BAY 8, EXTENDING FROM BENT 1, CONDITION APPROXIMATELY 15' FROM BENT 1

Span 1 Deck: (PAR) (6) SPALLS WITH EXPOSED LONGITUDINAL AND TRANSVERSE REBAR UP TO 48" X 24" X 3" DEEP AND AREAS OF DELAMINATION UP TO 60" X 24" ALONG RIGHT OVERHANG WITH UP TO 25% SECTION LOSS ON REBAR

Span 1 Deck: (PAR) (6) SPALLS WITH EXPOSED LONGITUDINAL AND TRANSVERSE REBAR UP TO 48" X 24" X 3" DEEP AND AREAS OF DELAMINATION UP TO 60" X 24" ALONG RIGHT OVERHANG WITH UP TO 25% SECTION LOSS ON REBAR

Span 1 Beam 1: (PAR) CORROSION ALONG WEB AND BOTH FLANGES UP TO 45" LONG X 14" HIGH DOWN TO 1/4" RESIDUAL WEB, 42" LONG X 6" WIDE WITH 3/16" RESIDUAL TOP FLANGE, AND 46" LONG X 6" WIDE DOWN TO 1/4" RESIDUAL BOTTOM FLANGE EXTENDING FROM END OF BEAM AT END BENT 1

Span 1 Beam 1: (PAR) CORROSION ALONG WEB AND BOTH FLANGES UP TO 45" LONG X 14" HIGH DOWN TO 1/4" RESIDUAL WEB, 42" LONG X 6" WIDE WITH 3/16" RESIDUAL TOP FLANGE, AND 46" LONG X 6" WIDE DOWN TO 1/4" RESIDUAL BOTTOM FLANGE EXTENDING FROM END OF BEAM AT END BENT 1

Span 1 Beam 1: (PAR) CORROSION ALONG WEB AND BOTH FLANGES UP TO 45" LONG X 14" HIGH DOWN TO 1/4" RESIDUAL WEB, 42" LONG X 6" WIDE WITH 3/16" RESIDUAL TOP FLANGE, AND 46" LONG X 6" WIDE DOWN TO 1/4" RESIDUAL BOTTOM FLANGE EXTENDING FROM END OF BEAM AT END BENT 1

Span 1 Beam 1: 40' OF SURFACE CORROSION ALONG LEFT SIDE OF BOTTOM FLANGE

Span 1 Beam 8: CORROSION WITH NO MEASURABLE LOSS OF SECTION ALONG WEB AND BOTTOM FLANGE UP TO 24" LONG X 8" HIGH IN WEB, AND 12" LONG X 11 1/2" WIDE IN FLANGE EXTENDING FROM END OF BEAM AT BENT 1

Span 1 Beam 10: CORROSION WITH NO MEASURABLE LOSS OF SECTION ALONG WEB AND BOTTOM FLANGE UP TO 36" LONG X 6" HIGH IN WEB, AND 36" LONG X 11 1/2" WIDE IN FLANGE EXTENDING FROM END OF BEAM AT BENT 1

Bent 1 Cap 1: (2) SPALLS WITH EXPOSED REBAR UP TO 7" X 3" X 1" DEEP WITH 32" X 32" AREA OF DELAMINATION AND UP TO 1/8" MAP CRACKING IN SPAN 1 FACE OF CAP AT LEFT END

Bent 1 Cap 1: 42" X 36" AREA OF DELAMINATION IN SPAN 1 FACE OF CAP WITH UP TO 1/16" HORIZONTAL CRACKS WITH AND WITHOUT EFFLORESCENCE IN BOTH FACES BENEATH BEAM 7 AND BAY 7

Bent 1 Cap 1: 58" X 6" X 4" AREA OF DELAMINATION WITH UP TO 1/4" LONGITUDINAL AND HORIZONTAL CRACKS IN TOP AND SPAN 1 FACE OF CAP BENEATH BAY 4

Bent 1 Cap 1: (PAR) UP TO 8' X 30" X 4" DEEP SPALLS WITH EXPOSED REBAR, 13' X 6" AREAS OF DELAMINATION AND UP TO 1/2" DIAGONAL AND HORIZONTAL CRACKS IN BOTTOM AND BOTH FACES OF CAP BENEATH BAY 2

Bent 1 Cap 1: (PAR) UP TO 64" X 42" X 3" DEEP SPALLS WITH EXPOSED REBAR, 16' X 24" AREAS OF DELAMINATION AND UP TO 1 1/2" LONGITUDINAL, TRANSVERSE, DIAGONAL AND HORIZONTAL CRACKS IN TOP, BOTTOM, RIGHT END AND BOTH FACES OF CAP FROM BENEATH BEAM 8 TO RIGHT END

Bent 1 Cap 1: (PAR) UP TO 64" X 42" X 3" DEEP SPALLS WITH EXPOSED REBAR, 16' X 24" AREAS OF DELAMINATION AND UP TO 1 1/2" LONGITUDINAL, TRANSVERSE, DIAGONAL AND HORIZONTAL CRACKS IN TOP, BOTTOM, RIGHT END AND BOTH FACES OF CAP FROM BENEATH BEAM 8 TO RIGHT END

Bent 1 Cap 1: (PAR) UP TO 64" X 42" X 3" DEEP SPALLS WITH EXPOSED REBAR, 16' X 24" AREAS OF DELAMINATION AND UP TO 1 1/2" LONGITUDINAL, TRANSVERSE, DIAGONAL AND HORIZONTAL CRACKS IN TOP, BOTTOM, RIGHT END AND BOTH FACES OF CAP FROM BENEATH BEAM 8 TO RIGHT END

Bent 1 Cap 1: (PAR) UP TO 64" X 42" X 3" DEEP SPALLS WITH EXPOSED REBAR, 16' X 24" AREAS OF DELAMINATION AND UP TO 1 1/2" LONGITUDINAL, TRANSVERSE, DIAGONAL AND HORIZONTAL CRACKS IN TOP, BOTTOM, RIGHT END AND BOTH FACES OF CAP FROM BENEATH BEAM 8 TO RIGHT END

Bent 1 Pile 1: (PAR) 65" X 12" X 3" SPALL WITH EXPOSED REBAR IN NORTHWEST CORNER OF COLUMN, BEGINNING APPROXIMATELY 2' FROM GROUND LINE

Bent 1 Pile 4: (PAR) 96" X 8" X 7" SPALL WITH EXPOSED REBAR IN SOUTHEAST CORNER OF COLUMN EXTENDING FROM BOTTOM OF CAP



Bent 1 Pile 4: 52" X 8" AREA OF DELAMINATION WITH UP TO 1/2" VERTICAL CRACKS IN SPAN 1 FACE OF COLUMN EXTENDING FROM BOTTOM OF CAP

Bent 1 Pile 5: (PAR) (3) SPALLS WITH EXPOSED REBAR UP TO 60" X 10" X 10" IN NORTHWEST CORNER, SOUTHWEST CORNER AND RIGHT FACE OF COLUMN EXTENDING FROM BOTTOM OF CAP

Span 2 Deck: (2) 24" X 22" AREAS OF DELAMINATION WITH UP TO 1/4" LONGITUDINAL, TRANSVERSE AND HORIZONTAL CRACKS IN BOTTOM AND FACE OF LEFT OVERHANG IN VARIOUS LOCATIONS

Span 2 Deck: (PAR) 26" X 24" X 2" DEEP SPALL WITH EXPOSED REBAR IN BOTTOM OF LEFT OVERHANG, APPROXIMATELY 6' FROM BENT 1

Span 2 Deck: (PAR) (4) AREAS OF SEVERE DELAMINATION UP TO 24" X 24" IN BOTTOM OF LEFT OVERHANG ABOVE ROADWAY -SAFETY ISSUE

Span 2 Deck: DELAMINATED AREA 2' X 2' WITH 6" DIAMETER SPALL UP TO 1" DEEP IN BAY 8, 15' FROM BENT 1

Span 2 Deck: (PAR) FAILED REPAIR AND (2) AREAS OF DELAMINATION UP TO 36" X 22" IN BOTTOM OF RIGHT OVERHANG ABOVE ROADWAY - SAFETY ISSUE

Span 2 Deck: 18" X 16" X 2" DEEP SPALL WITH EXPOSED REBAR IN RIGHT OVERHANG 10' FROM BENT 1, WITH 3' X 1' AREA OF DELAMINATION

UP TO 6' X 6" DEEP SPALLS WITH EXPOSED REBAR IN BOTTOM AND FACES OF VARIOUS CONCRETE DIAPHRAGMS OVER BOTH BENTS THROUGHOUT, CONDITION SHOWN IN SPAN 3 BAY 7

Span 2 Beam 1: CORROSION WITH NO MEASURABLE LOSS OF SECTION ALONG WEB AND BOTTOM FLANGE UP TO 16' LONG X 14" HIGH IN WEB, AND 16' LONG X 11 1/2" WIDE IN FLANGE EXTENDING FROM END OF BEAM AT BENT 2

Span 3 Beam 1: (PAR) CORROSION WITH SECTION LOSS IN WEB AT BENT 2 WITH 1/4" REMAINING AT END OF BEAM AND SECTION LOSS IN BOTTOM FLANGE UP TO 1' LONG AT BEARING WITH 1/2" REMAINING, AND CORROSION EXTENDING 8' LONG FROM BENT 2 ALONG BOTTOM FLANGE AND WEB UP TO 12" HIGH

Span 3 Beam 1: (PAR) CORROSION WITH SECTION LOSS IN WEB AT BENT 2 WITH 1/4" REMAINING AT END OF BEAM AND SECTION LOSS IN BOTTOM FLANGE UP TO 1' LONG AT BEARING WITH 1/2" REMAINING, AND CORROSION EXTENDING 8' LONG FROM BENT 2 ALONG BOTTOM FLANGE AND WEB UP TO 12" HIGH

Bent 2 Cap 1: 10' X 24" AREA OF DELAMINATION WITH UP TO 1/4" TRANSVERSE AND LONGITUDINAL CRACKS IN BOTTOM AND BOTH FACES OF CAP BETWEEN COLUMNS 1 AND 2

Bent 2 Cap 1: 44" X 8" AREA OF DELAMINATION WITH UP TO 1/16" HORIZONTAL CRACKS IN SPAN 2 FACE OF CAP BENEATH BEAM 1

Bent 2 Cap 1: UP TO 15' X 24" AREAS OF DELAMINATION WITH UP TO 1/16" TRANSVERSE AND LONGITUDINAL CRACKS IN BOTTOM AND BOTH FACES OF CAP BETWEEN COLUMNS 2 AND 3

Bent 2 Cap 1: (PAR) 125" X 30" X 30" AREA OF DELAMINATION WITH UP TO 1/2" LONGITUDINAL AND HORIZONTAL CRACKS AND 7' X 26" X 4" DEEP SPALL WITH EXPOSED REBAR IN BOTTOM AND BOTH FACES OF CAP TO RIGHT OF COLUMN 4 WITH SECTION LOSS OF REBAR INITIATED

Bent 2 Cap 1: (PAR) 103" X 33" X 30" AREA OF DELAMINATION WITH UP TO 1/2" VERTICAL AND HORIZONTAL CRACKS AND 33" X 30" X 5" DEEP SPALL WITH EXPOSED REBAR THROUGHOUT CAP EXTERIOR FROM RIGHT END TO BENEATH BAY 9

Bent 2 Pile 1: 54" X 7" X 4" AREA OF DELAMINATION WITH UP TO 1/8" VERTICAL CRACK IN NORTHWEST CORNER OF COLUMN EXTENDING FROM BOTTOM OF CAP

Bent 2 Pile 5: (PAR) 66" X 13" X 6" SPALL WITH EXPOSED REBAR IN SOUTHEAST CORNER OF COLUMN EXTENDING FROM BOTTOM OF CAP

Span 3 Deck: (2) REPAIRS UP TO 60" X 48" IN BOTTOM OF DECK IN BAYS 1 AND 2 NEAR BENT 2

Span 3 Deck: 24" X 24" REPAIR IN BOTTOM OF DECK IN BAY 8 NEAR BENT 2

Span 3 Beam 10: 50' OF SURFACE CORROSION ALONG WEB AND EDGES OF FLANGES IN VARIOUS LOCATIONS

Span 3 Deck: (4) UP TO 26" X 23" AREAS OF DELAMINATION WITH UP TO 1/4" LONGITUDINAL, TRANSVERSE AND HORIZONTAL CRACKS THROUGHOUT BOTTOM AND FACE OF RIGHT OVERHANG

Span 3 Deck: (PAR) (3) AREAS OF UP TO 2' X 2' X 4" DEEP SPALLS WITH EXPOSED REBAR ALONG RIGHT OVERHANG

End Bent 2 Cap 1: 48" X 15" AREA OF DELAMINATION WITH UP TO 1/16" TRANSVERSE AND HORIZONTAL CRACKS AND HAIRLINE MAP CRACKING IN TOP AND FACE OF CAP BENEATH BAY 1

End Bent 2 Cap 1: (PAR) 60" X 15" X 3" SPALL WITH EXPOSED REBAR IN TOP AND FACE OF CAP BENEATH BAY 6

End Bent 2 Cap 1: UP TO 1/16" HORIZONTAL CRACK IN FACE OF CAP BENEATH BEAM 9

Span 2 Beam 10 - Near Bearing: LESS THAN 1% LOSS OF BEARING AREA BENEATH BEAM 10 BEARING

DAMAGED GUARDRAIL NEAR RIGHT SIDE BEGINNING 20' BEFORE END BENT 1 AND EXTENDING 40' ONTO SPAN 1, LOOSE CONNECTIONS PRESENT ON BRIDGE

(PAR) DAMAGED GUARDRAIL BLOCK POST, NEAR RIGHT SIDE 15' BEFORE END BENT 1

Span 1 Right Bridge Rail: SPALLS WITH EXPOSED REBAR UP TO 18" X 5" X 2" DEEP IN BACK FACE AND BOTTOM OF RAIL AND POSTS IN VARIOUS LOCATIONS, CONDITION APPROXIMATELY 10' FROM END BENT 1

Span 1 Expansion Joint 1: 1' OF DAMAGE TO SEAL IN RIGHT EASTBOUND LANE

Span 1 Wearing Surface: UP TO 1/16" DIAGONAL, LONGITUDINAL AND TRANSVERSE CRACKS IN VARIOUS LOCATIONS

Span 1 Median Bridge Rail: UP TO 1/16" HORIZONTAL AND MAP CRACKING THROUGHOUT BOTH FACES OF RAIL

Span 1 Median Bridge Rail: MISSING CONNECTION PLATE ALONG RIGHT FACE OF MEDIAN RAIL AT BENT 1 JOINT

Span 2 Right Bridge Rail: SPALLS WITH EXPOSED REBAR UP TO 17" X 4" X 4" DEEP IN BACK FACE AND BOTTOM OF RAIL AND POSTS IN VARIOUS LOCATIONS

Span 3 Deck: 1' DIAMETER SPALL X 2" DEEP IN LEFT EASTBOUND. LANE AT BENT 2 JOINT

Span 1 Expansion Joint 1: 1' X 3" X 2" DEEP MISSING PATCH ALONG JOINT SEAL IN WESTBOUND LANE, 4' FROM LEFT GUARDRAIL

Structure Data Worksheet

Span Profile

County: **HAYWOOD** Structure Number: **430236**

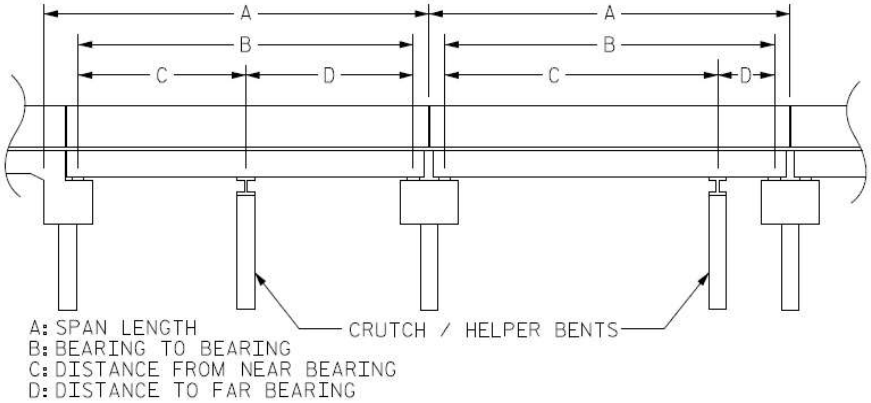

Span Number	Span Length	Bearing to Bearing	Crutch/ Helper Bent	Distance to Near Bearing	Distance to Far Bearing
1	41.000	38.000			
2	54.000	52.000			
3	51.000	48.000			

Structure Number: 430236 Span: 2 Route Name: SR1513

UNDERCLEARANCE SOUTHBOUND LANE UNDER BEAM 10

Route Number: 31015130	**Route Name:** SR1513			**Reference Feature:** H
Minimum Vertical Clearance 14.580 feet	**Maximum Minimum Vertical Clearance** 14.580 feet			
Total Horizontal Clearance 44.833 feet	**Lateral Clearances: Left:** 11.750 feet **Right** 12.580 feet			
☐ **Base Highway Network**	**LRS Inventory Route, Sub Route Number**			
Milepost: 0.000	**Number of Lanes:** 2	**ADT:** 630	**Year of ADT:** 2016	**Percentage of Trucks:** 7
☐ **National Highway System**			☐ **STRAHNET Highway Designator**	
Functional Classification 17 Local Collector			**Direction of Traffic:** 2 2 - way traffic	

END BENT 1

TYPICAL END BENT BEARING

TYPICAL BENT BEARING

BENT 1

TYPICAL BENT BEARING

BENT 2

END BENT 2

TYPICAL SUPERSTRUCTURE UNDERSIDE, SPAN 2 SHOWN



SOUTH PROFILE

NORTH PROFILE

UNDERCLEARANCE SOUTHBOUND LANE UNDER BEAM 10

LOOKING EAST

LOOKING SOUTH UNDER BRIDGE

LOOKING NORTH UNDER BRIDGE

LOOKING WEST

TYPICAL END BENT JOINT, END BENT 2 WESTBOUND LANE SHOWN

RIGHT BRIDGE RAIL, TYPICAL

LEFT BRIDGE RAIL, TYPICAL

BRIDGE INSPECTOR'S RECOMMENDATION FOR MAINTENANCE REPAIRS

Bridge: 430236 County HAYWOOD Date:

These Repairs Should Be Made Within Twelve Months From Date Of This Inspection

MMS Code	Description of Function	Unit	Quantity	Remarks	Est. Cost
0	No Maintenance Required	NA	1	(PAR) DAMAGED GUARDRAIL BLOCK POST, NEAR RIGHT SIDE 15' BEFORE END BENT 1	
3314	Maintain Steel Superstructure Components	LF	4	Span 1 Beam 1: (PAR) CORROSION ALONG WEB AND BOTH FLANGES UP TO 45" LONG X 14" HIGH DOWN TO 1/4" RESIDUAL WEB, 42" LONG X 6" WIDE WITH 3/16" RESIDUAL TOP FLANGE, AND 46" LONG X 6" WIDE DOWN TO 1/4" RESIDUAL BOTTOM FLANGE EXTENDING FROM END OF BEAM AT END BENT 1	
3314	Maintain Steel Superstructure Components	LF	8	Span 3 Beam 1: (PAR) CORROSION WITH SECTION LOSS IN WEB AT BENT 2 WITH 1/4" REMAINING AT END OF BEAM AND SECTION LOSS IN BOTTOM FLANGE UP TO 1' LONG AT BEARING WITH 1/2" REMAINING, AND CORROSION EXTENDING 8' LONG FROM BENT 2 ALONG BOTTOM FLANGE AND WEB UP TO 12" HIGH	
3326	Maintain Concrete Deck	SF	2	Span 1 Deck: (PAR) 26" X 11" X 2" DEEP SPALL IN BOTTOM OF DECK TO LEFT OF BEAM 1 AT END BENT 1 WITH EXPOSED REBAR	
3326	Maintain Concrete Deck	SF	4	Span 1 Deck: (PAR) UP TO 32" X 18" X 2" DEEP SPALL WITH EXPOSED REBAR LEFT OF BEAM 1 AND 5' FROM END BENT 1	
3326	Maintain Concrete Deck	SF	6	Span 1 Deck: (PAR) 12" X 6" X 1 1/2" DEEP SPALL WITH EXPOSED REBAR AND 40" X 17" AREA OF DELAMINATION IN BOTTOM OF DECK IN BAY 4, APPROXIMATELY 8' FROM END BENT 1	
3326	Maintain Concrete Deck	SF	80	Span 1 Deck: (PAR) (6) SPALLS WITH EXPOSED LONGITUDINAL AND TRANSVERSE REBAR UP TO 48" X 24" X 3" DEEP AND AREAS OF DELAMINATION UP TO 60" X 24" ALONG RIGHT OVERHANG WITH UP TO 25% SECTION LOSS ON REBAR	
3326	Maintain Concrete Deck	SF	5	Span 2 Deck: (PAR) 26" X 24" X 2" DEEP SPALL WITH EXPOSED REBAR IN BOTTOM OF LEFT OVERHANG, APPROXIMATELY 6' FROM BENT 1	

Key

Priority Maintenance Item Critical Finding Item Priority Maintenance Level Not Determined

BRIDGE INSPECTOR'S RECOMMENDATION FOR MAINTENANCE REPAIRS

Bridge: 430236 County HAYWOOD Date:

These Repairs Should Be Made Within Twelve Months From Date Of This Inspection

MMS Code	Description of Function	Unit	Quantity	Remarks	Est. Cost
3326	Maintain Concrete Deck	SF	7	Span 2 Deck: (PAR) (4) AREAS OF SEVERE DELAMINATION UP TO 24" X 24" IN BOTTOM OF LEFT OVERHANG ABOVE ROADWAY -SAFETY ISSUE	
3326	Maintain Concrete Deck	SF	10	Span 2 Deck: (PAR) FAILED REPAIR AND (2) AREAS OF DELAMINATION UP TO 36" X 22" IN BOTTOM OF RIGHT OVERHANG ABOVE ROADWAY - SAFETY ISSUE	
3326	Maintain Concrete Deck	SF	12	Span 3 Deck: (PAR) (3) AREAS OF UP TO 2' X 2' X 4" DEEP SPALLS WITH EXPOSED REBAR ALONG RIGHT OVERHANG	
3348	Maintain Concrete Substructure Components	LF	6	End Bent 2 Cap 1: (PAR) 60" X 15" X 3" SPALL WITH EXPOSED REBAR IN TOP AND FACE OF CAP BENEATH BAY 6	
3348	Maintain Concrete Substructure Components	LF	13	Bent 1 Cap 1: (PAR) UP TO 8' X 30" X 4" DEEP SPALLS WITH EXPOSED REBAR, 13' X 6" AREAS OF DELAMINATION AND UP TO 1/2" DIAGONAL AND HORIZONTAL CRACKS IN BOTTOM AND BOTH FACES OF CAP BENEATH BAY 2	
3348	Maintain Concrete Substructure Components	LF	20	Bent 1 Cap 1: (PAR) UP TO 64" X 42" X 3" DEEP SPALLS WITH EXPOSED REBAR, 16' X 24" AREAS OF DELAMINATION AND UP TO 1 1/2" LONGITUDINAL, TRANSVERSE, DIAGONAL AND HORIZONTAL CRACKS IN TOP, BOTTOM, RIGHT END AND BOTH FACES OF CAP FROM BENEATH BEAM 8 TO RIGHT END	
3348	Maintain Concrete Substructure Components	LF	6	Bent 1 Pile 1: (PAR) 65" X 12" X 3" SPALL WITH EXPOSED REBAR IN NORTHWEST CORNER OF COLUMN, BEGINNING APPROXIMATELY 2' FROM GROUND LINE	
3348	Maintain Concrete Substructure Components	LF	8	Bent 1 Pile 4: (PAR) 96" X 8" X 7" SPALL WITH EXPOSED REBAR IN SOUTHEAST CORNER OF COLUMN EXTENDING FROM BOTTOM OF CAP	

Key

Priority Maintenance Item Critical Finding Item Priority Maintenance Level Not Determined

BRIDGE INSPECTOR'S RECOMMENDATION FOR MAINTENANCE REPAIRS

Bridge: 430236 County HAYWOOD Date:

These Repairs Should Be Made Within Twelve Months From Date Of This Inspection

MMS Code	Description of Function	Unit	Quantity	Remarks	Est. Cost
3348	Maintain Concrete Substructure Components	LF	5	Bent 1 Pile 5: (PAR) (3) SPALLS WITH EXPOSED REBAR UP TO 60" X 10" X 10" IN NORTHWEST CORNER, SOUTHWEST CORNER AND RIGHT FACE OF COLUMN EXTENDING FROM BOTTOM OF CAP	
3348	Maintain Concrete Substructure Components	LF	11	Bent 2 Cap 1: (PAR) 125" X 30" X 30" AREA OF DELAMINATION WITH UP TO 1/2" LONGITUDINAL AND HORIZONTAL CRACKS AND 7' X 26" X 4" DEEP SPALL WITH EXPOSED REBAR IN BOTTOM AND BOTH FACES OF CAP TO RIGHT OF COLUMN 4 WITH SECTION LOSS OF REBAR INITIATED	
3348	Maintain Concrete Substructure Components	LF	9	Bent 2 Cap 1: (PAR) 103" X 33" X 30" AREA OF DELAMINATION WITH UP TO 1/2" VERTICAL AND HORIZONTAL CRACKS AND 33" X 30" X 5" DEEP SPALL WITH EXPOSED REBAR THROUGHOUT CAP EXTERIOR FROM RIGHT END TO BENEATH BAY 9	
3348	Maintain Concrete Substructure Components	LF	6	Bent 2 Pile 5: (PAR) 66" X 13" X 6" SPALL WITH EXPOSED REBAR IN SOUTHEAST CORNER OF COLUMN EXTENDING FROM BOTTOM OF CAP	

Key

Priority Maintenance Item Critical Finding Item Priority Maintenance Level Not Determined

BRIDGE INSPECTOR'S RECOMMENDATION FOR PRIORITY MAINTENANCE REPAIRS

Bridge: 430236 County HAYWOOD

THE FOLLOWING MAINTENANCE ITEMS HAVE BEEN SUBMITTED IN CONJUNCTION WITH A PRIORITY MAINTENANCE REQUEST

MMS Code	MMS Description	Quantity	
0	No Maintenance Required	1	NA

Location:		
Bent/Span No.		
Priority Level	Status	
Priority Maintenance	Division Bridge Maintenance Notification	
Submitted Date:	Submitted By:	Assisted By:
04/21/2021	Jason E. Bartley	

Details

(PAR) DAMAGED GUARDRAIL BLOCK POST, NEAR RIGHT SIDE 15' BEFORE END BENT 1

MMS Code	MMS Description	Quantity	
3314	Maintain Steel Superstructure Components	4	LF

Location:		
Bent/Span No.		
Priority Level	Status	
Priority Maintenance	Division Bridge Maintenance Notification	
Submitted Date:	Submitted By:	Assisted By:
04/21/2021	Jason E. Bartley	

Details

Span 1 Beam 1: (PAR) CORROSION ALONG WEB AND BOTH FLANGES UP TO 45" LONG X 14" HIGH DOWN TO 1/4" RESIDUAL WEB, 42" LONG X 6" WIDE WITH 3/16" RESIDUAL TOP FLANGE, AND 46" LONG X 6" WIDE DOWN TO 1/4" RESIDUAL BOTTOM FLANGE EXTENDING FROM END OF BEAM AT END BENT 1

BRIDGE INSPECTOR'S RECOMMENDATION FOR PRIORITY MAINTENANCE REPAIRS

Bridge: 430236 County HAYWOOD

THE FOLLOWING MAINTENANCE ITEMS HAVE BEEN SUBMITTED IN CONJUNCTION WITH A PRIORITY MAINTENANCE REQUEST

MMS Code	MMS Description	Quantity
3314	Maintain Steel Superstructure Components	8 LF

Location:	
Bent/Span No.	
Priority Level	Status
Priority Maintenance	Division Bridge Maintenance Notification

Submitted Date:	Submitted By:	Assisted By:
04/21/2021	Jason E. Bartley	

Details

Span 3 Beam 1: (PAR) CORROSION WITH SECTION LOSS IN WEB AT BENT 2 WITH 1/4" REMAINING AT END OF BEAM AND SECTION LOSS IN BOTTOM FLANGE UP TO 1' LONG AT BEARING WITH 1/2" REMAINING, AND CORROSION EXTENDING 8' LONG FROM BENT 2 ALONG BOTTOM FLANGE AND WEB UP TO 12" HIGH

MMS Code	MMS Description	Quantity
3326	Maintain Concrete Deck	2 SF

Location:	
Bent/Span No.	
Priority Level	Status
Priority Maintenance	Division Bridge Maintenance Notification

Submitted Date:	Submitted By:	Assisted By:
04/21/2021	Jason E. Bartley	

Details

Span 1 Deck: (PAR) 26" X 11" X 2" DEEP SPALL IN BOTTOM OF DECK TO LEFT OF BEAM 1 AT END BENT 1 WITH EXPOSED REBAR

BRIDGE INSPECTOR'S RECOMMENDATION FOR PRIORITY MAINTENANCE REPAIRS

Bridge: 430236 County HAYWOOD

THE FOLLOWING MAINTENANCE ITEMS HAVE BEEN SUBMITTED IN CONJUNCTION WITH A PRIORITY MAINTENANCE REQUEST

MMS Code	MMS Description	Quantity
3326	Maintain Concrete Deck	4 SF

Location:		
Bent/Span No.		
Priority Level	Status	
Priority Maintenance	Division Bridge Maintenance Notification	
Submitted Date:	Submitted By:	Assisted By:
04/21/2021	Jason E. Bartley	

Details

Span 1 Deck: (PAR) UP TO 32" X 18" X 2" DEEP SPALL WITH EXPOSED REBAR LEFT OF BEAM 1 AND 5' FROM END BENT 1

MMS Code	MMS Description	Quantity
3326	Maintain Concrete Deck	6 SF

Location:		
Bent/Span No.		
Priority Level	Status	
Priority Maintenance	Division Bridge Maintenance Notification	
Submitted Date:	Submitted By:	Assisted By:
04/21/2021	Jason E. Bartley	

Details

Span 1 Deck: (PAR) 12" X 6" X 1 1/2" DEEP SPALL WITH EXPOSED REBAR AND 40" X 17" AREA OF DELAMINATION IN BOTTOM OF DECK IN BAY 4, APPROXIMATELY 8' FROM END BENT 1

BRIDGE INSPECTOR'S RECOMMENDATION FOR PRIORITY MAINTENANCE REPAIRS

Bridge: 430236 County HAYWOOD

THE FOLLOWING MAINTENANCE ITEMS HAVE BEEN SUBMITTED IN CONJUNCTION WITH A PRIORITY MAINTENANCE REQUEST

MMS Code	MMS Description	Quantity
3326	Maintain Concrete Deck	80 SF

Location:		
Bent/Span No.		
Priority Level	Status	
Priority Maintenance	Division Bridge Maintenance Notification	
Submitted Date:	Submitted By:	Assisted By:
04/21/2021	Jason E. Bartley	

Details

Span 1 Deck: (PAR) (6) SPALLS WITH EXPOSED LONGITUDINAL AND TRANSVERSE REBAR UP TO 48" X 24" X 3" DEEP AND AREAS OF DELAMINATION UP TO 60" X 24" ALONG RIGHT OVERHANG WITH UP TO 25% SECTION LOSS ON REBAR

MMS Code	MMS Description	Quantity
3326	Maintain Concrete Deck	5 SF

Location:		
Bent/Span No.		
Priority Level	Status	
Priority Maintenance	Division Bridge Maintenance Notification	
Submitted Date:	Submitted By:	Assisted By:
04/21/2021	Jason E. Bartley	

Details

Span 2 Deck: (PAR) 26" X 24" X 2" DEEP SPALL WITH EXPOSED REBAR IN BOTTOM OF LEFT OVERHANG, APPROXIMATELY 6' FROM BENT 1

BRIDGE INSPECTOR'S RECOMMENDATION FOR PRIORITY MAINTENANCE REPAIRS

Bridge: 430236 County HAYWOOD

THE FOLLOWING MAINTENANCE ITEMS HAVE BEEN SUBMITTED IN CONJUNCTION WITH A PRIORITY MAINTENANCE REQUEST

MMS Code	MMS Description	Quantity
3326	Maintain Concrete Deck	7 SF

Location:		
Bent/Span No.		
Priority Level	Status	
Priority Maintenance	Division Bridge Maintenance Notification	
Submitted Date:	Submitted By:	Assisted By:
04/21/2021	Jason E. Bartley	

Details

Span 2 Deck: (PAR) (4) AREAS OF SEVERE DELAMINATION UP TO 24" X 24" IN BOTTOM OF LEFT OVERHANG ABOVE ROADWAY -SAFETY ISSUE

MMS Code	MMS Description	Quantity
3326	Maintain Concrete Deck	10 SF

Location:		
Bent/Span No.		
Priority Level	Status	
Priority Maintenance	Division Bridge Maintenance Notification	
Submitted Date:	Submitted By:	Assisted By:
04/21/2021	Jason E. Bartley	

Details

Span 2 Deck: (PAR) FAILED REPAIR AND (2) AREAS OF DELAMINATION UP TO 36" X 22" IN BOTTOM OF RIGHT OVERHANG ABOVE ROADWAY - SAFETY ISSUE

BRIDGE INSPECTOR'S RECOMMENDATION FOR PRIORITY MAINTENANCE REPAIRS

Bridge: 430236 County HAYWOOD

THE FOLLOWING MAINTENANCE ITEMS HAVE BEEN SUBMITTED IN CONJUNCTION WITH A PRIORITY MAINTENANCE REQUEST

MMS Code	MMS Description	Quantity
3326	Maintain Concrete Deck	12 SF

Location:	
Bent/Span No.	
Priority Level	Status
Priority Maintenance	Division Bridge Maintenance Notification

Submitted Date:	Submitted By:	Assisted By:
04/21/2021	Jason E. Bartley	

Details

Span 3 Deck: (PAR) (3) AREAS OF UP TO 2' X 2' X 4" DEEP SPALLS WITH EXPOSED REBAR ALONG RIGHT OVERHANG

MMS Code	MMS Description	Quantity
3348	Maintain Concrete Substructure Components	6 LF

Location:	
Bent/Span No.	
Priority Level	Status
Priority Maintenance	Division Bridge Maintenance Notification

Submitted Date:	Submitted By:	Assisted By:
04/21/2021	Jason E. Bartley	

Details

End Bent 2 Cap 1: (PAR) 60" X 15" X 3" SPALL WITH EXPOSED REBAR IN TOP AND FACE OF CAP BENEATH BAY 6

BRIDGE INSPECTOR'S RECOMMENDATION FOR PRIORITY MAINTENANCE REPAIRS

Bridge: 430236 County HAYWOOD

THE FOLLOWING MAINTENANCE ITEMS HAVE BEEN SUBMITTED IN CONJUNCTION WITH A PRIORITY MAINTENANCE REQUEST

MMS Code	MMS Description	Quantity
3348	Maintain Concrete Substructure Components	13 LF

Location:		
Bent/Span No.		
Priority Level	Status	
Priority Maintenance	Division Bridge Maintenance Notification	
Submitted Date:	Submitted By:	Assisted By:
04/21/2021	Jason E. Bartley	

Details

Bent 1 Cap 1: (PAR) UP TO 8' X 30" X 4" DEEP SPALLS WITH EXPOSED REBAR, 13' X 6" AREAS OF DELAMINATION AND UP TO 1/2" DIAGONAL AND HORIZONTAL CRACKS IN BOTTOM AND BOTH FACES OF CAP BENEATH BAY 2

MMS Code	MMS Description	Quantity
3348	Maintain Concrete Substructure Components	20 LF

Location:		
Bent/Span No.		
Priority Level	Status	
Priority Maintenance	Division Bridge Maintenance Notification	
Submitted Date:	Submitted By:	Assisted By:
04/21/2021	Jason E. Bartley	

Details

Bent 1 Cap 1: (PAR) UP TO 64" X 42" X 3" DEEP SPALLS WITH EXPOSED REBAR, 16' X 24" AREAS OF DELAMINATION AND UP TO 1 1/2" LONGITUDINAL, TRANSVERSE, DIAGONAL AND HORIZONTAL CRACKS IN TOP, BOTTOM, RIGHT END AND BOTH FACES OF CAP FROM BENEATH BEAM 8 TO RIGHT END

BRIDGE INSPECTOR'S RECOMMENDATION FOR PRIORITY MAINTENANCE REPAIRS

Bridge: 430236 County HAYWOOD

THE FOLLOWING MAINTENANCE ITEMS HAVE BEEN SUBMITTED IN CONJUNCTION WITH A PRIORITY MAINTENANCE REQUEST

MMS Code	MMS Description	Quantity
3348	Maintain Concrete Substructure Components	6 LF

Location:		
Bent/Span No.		
Priority Level	Status	
Priority Maintenance	Division Bridge Maintenance Notification	
Submitted Date:	Submitted By:	Assisted By:
04/21/2021	Jason E. Bartley	

Details

Bent 1 Pile 1: (PAR) 65" X 12" X 3" SPALL WITH EXPOSED REBAR IN NORTHWEST CORNER OF COLUMN, BEGINNING APPROXIMATELY 2' FROM GROUND LINE

MMS Code	MMS Description	Quantity
3348	Maintain Concrete Substructure Components	8 LF

Location:		
Bent/Span No.		
Priority Level	Status	
Priority Maintenance	Division Bridge Maintenance Notification	
Submitted Date:	Submitted By:	Assisted By:
04/21/2021	Jason E. Bartley	

Details

Bent 1 Pile 4: (PAR) 96" X 8" X 7" SPALL WITH EXPOSED REBAR IN SOUTHEAST CORNER OF COLUMN EXTENDING FROM BOTTOM OF CAP

BRIDGE INSPECTOR'S RECOMMENDATION FOR PRIORITY MAINTENANCE REPAIRS

Bridge: 430236 County HAYWOOD

THE FOLLOWING MAINTENANCE ITEMS HAVE BEEN SUBMITTED IN CONJUNCTION WITH A PRIORITY MAINTENANCE REQUEST

MMS Code	MMS Description	Quantity
3348	Maintain Concrete Substructure Components	5 LF

Location:		
Bent/Span No.		
Priority Level	Status	
Priority Maintenance	Division Bridge Maintenance Notification	
Submitted Date:	Submitted By:	Assisted By:
04/21/2021	Jason E. Bartley	

Details

Bent 1 Pile 5: (PAR) (3) SPALLS WITH EXPOSED REBAR UP TO 60" X 10" X 10" IN NORTHWEST CORNER, SOUTHWEST CORNER AND RIGHT FACE OF COLUMN EXTENDING FROM BOTTOM OF CAP

MMS Code	MMS Description	Quantity
3348	Maintain Concrete Substructure Components	11 LF

Location:		
Bent/Span No.		
Priority Level	Status	
Priority Maintenance	Division Bridge Maintenance Notification	
Submitted Date:	Submitted By:	Assisted By:
04/21/2021	Jason E. Bartley	

Details

Bent 2 Cap 1: (PAR) 125" X 30" X 30" AREA OF DELAMINATION WITH UP TO 1/2" LONGITUDINAL AND HORIZONTAL CRACKS AND 7' X 26" X 4" DEEP SPALL WITH EXPOSED REBAR IN BOTTOM AND BOTH FACES OF CAP TO RIGHT OF COLUMN 4 WITH SECTION LOSS OF REBAR INITIATED

BRIDGE INSPECTOR'S RECOMMENDATION FOR PRIORITY MAINTENANCE REPAIRS

Bridge: 430236 County HAYWOOD

THE FOLLOWING MAINTENANCE ITEMS HAVE BEEN SUBMITTED IN CONJUNCTION WITH A PRIORITY MAINTENANCE REQUEST

MMS Code	MMS Description	Quantity
3348	Maintain Concrete Substructure Components	9 LF

Location:		
Bent/Span No.		
Priority Level	Status	
Priority Maintenance	Division Bridge Maintenance Notification	
Submitted Date:	Submitted By:	Assisted By:
04/21/2021	Jason E. Bartley	

Details

Bent 2 Cap 1: (PAR) 103" X 33" X 30" AREA OF DELAMINATION WITH UP TO 1/2" VERTICAL AND HORIZONTAL CRACKS AND 33" X 30" X 5" DEEP SPALL WITH EXPOSED REBAR THROUGHOUT CAP EXTERIOR FROM RIGHT END TO BENEATH BAY 9

MMS Code	MMS Description	Quantity
3348	Maintain Concrete Substructure Components	6 LF

Location:		
Bent/Span No.		
Priority Level	Status	
Priority Maintenance	Division Bridge Maintenance Notification	
Submitted Date:	Submitted By:	Assisted By:
04/21/2021	Jason E. Bartley	

Details

Bent 2 Pile 5: (PAR) 66" X 13" X 6" SPALL WITH EXPOSED REBAR IN SOUTHEAST CORNER OF COLUMN EXTENDING FROM BOTTOM OF CAP

Bridge Inspection Field Sketch

Left Lanes			
Roadway	24ft Wide	2 Paved Lanes	West Bound
Right Shoulder	14.58ft Wide	11.58ft Paved	3ft Unpaved
Left Shoulder	6.25ft Wide	6.25ft Paved	
Right Guardrail			
Left Guardrail			
Median	2ft Wide	2.833ft High	
Right Lanes			
Roadway	24ft Wide	2 Paved Lanes	East Bound
Left Shoulder	6ft Wide	6ft Paved	
Right Shoulder	3.67ft Wide	3.67ft Paved	
Left Guardrail	6ft from road		
Right Guardrail	3.67ft from road		

Measurements recorded approximately 35ft from edge of West approach slab along centerline of roadway

VERIFIED 4/20/2021 JEB

Title	**Description**
APPROACH ROADWAY	LOOKING EAST

Bridge No: 430236	**Drawn By:** D.D.H.	**Date:** 08/10/2005	**File Name:** S0106000255

Bridge Inspection Field Sketch

Deck Width/Out to Out	73.333ft*	Between Rails			68.0ft
Clear Roadway	66.0ft	Wearing Surface			0.167ft
Median Width	2.0ft	Median Height			2.833ft
Curb Height		Left	0.604ft	Right	0.604ft
Curb Width		Left	1.667ft	Right	1.667ft
Clear Roadway (Rail to Median)		Left	33.0ft	Right	33.0ft
Guardrail Width (Metal)		Left	0.542ft	Right	0.542ft
Top of Rail to Deck/Wearing Surface		Left	2.563ft	Right	2.563ft
Bridge Rail		Left	Type 33	Right	Type 33

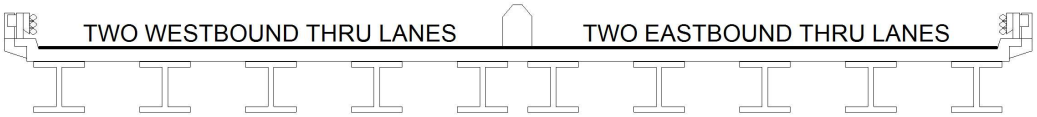

Measurements for Spans	1 Thru 3		
Deck Thickness	0.854	Left Overhang	4.167*
Top of Rail to Bottom of Beam	6.0	Right Overhang	4.167*

Beam Number	Beam Type	Spacing	Comments
1	Steel I Beam	7.5ft	
2	Steel I Beam	7.5ft	
3	Steel I Beam	7.5ft	
4	Steel I Beam	7.5ft	
5	Steel I Beam	5.0ft	
6	Steel I Beam	7.5ft	
7	Steel I Beam	7.5ft	
8	Steel I Beam	7.5ft	
9	Steel I Beam	7.5ft	
10	Steel I Beam		

* Includes brackets. Not including brackets: Deck Width = 71.33ft ; Overhangs = 3.167ft

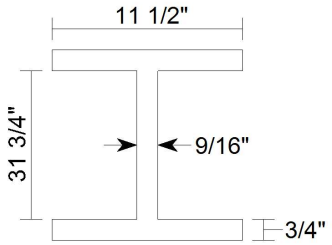

BEAM DETAILS

6" x 3/8" Cover Plates (Spans 1 and 3)

VERIFIED 4/20/2021 JEB

Title	Description
TYPICAL SECTION	10 LINES OF STEEL I-BEAMS

Bridge No:	Drawn By:	Date:	File Name:
430236	Roy W. Shook	08/10/2005	S0106000256

Bridge Inspection Field Sketch

Cap Information			Material Cast-in-Place Concrete			
Length	Width	Height	Left Overhang	Right Overhang	Left Beam to End of Cap.	Right Beam to End of Cap.
79.0 ft.	2.5 ft.	2.5 ft.	4.5 ft.	4.5 ft.	1.833 ft.	1.833 ft.

Subcap Information			Material		
Length	Width	Height	Left Overhang	Right Overhang	Left Pile to Splice.

Sill Information			Material
Length	Width	Height	

Pile #	Material	Spacing	Width/Dia.	Height	Length	Orientation	Driven?	Replacement?	Removed?	Collar?
1	Concrete	17.5 ft.	2.5 ft.	2.5 ft.		Vertical	No	No	No	No
2	Concrete	17.5 ft.	2.5 ft.	2.5 ft.		Vertical	No	No	No	No
3	Concrete	17.5 ft.	2.5 ft.	2.5 ft.		Vertical	No	No	No	No
4	Concrete	17.5 ft.	2.5 ft.	2.5 ft.		Vertical	No	No	No	No
5	Concrete		2.5 ft.	2.5 ft.		Vertical	No	No	No	No

Bent 1 Bent 2 Similar

VERIFIED 4/20/2021 JEB

Title	Description
BENT PROFILE	BENTS 1 AND 2

Bridge No:	Drawn By:	Date:	File Name:
430236	DELVIN ADAMS	4/17/2013	S0102001437

Bridge Inspection Field Sketch

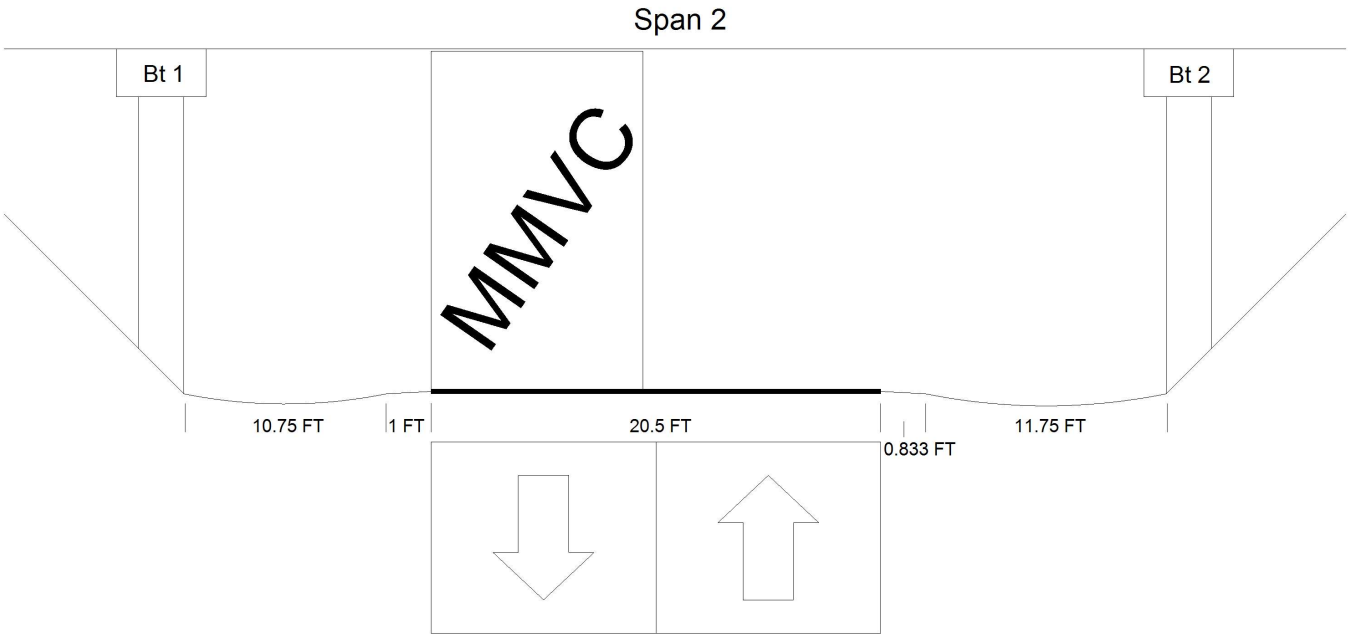

Roadway 1		Direction of Traffic	North/South
Distance to Left Rail		Distance to Right Rail	
Distance to Left Toe of Slope	11.75FT	Distance to Left Bent	11.75FT
Distance to Right Toe of Slope	12.583FT	Distance to Right Bent	12.583FT
MMVC	14.58FT at Beam 10, 10FT from EDGE OF LEFT PAVED SHOULDER		
MVC	14.58FT at Beam 10, 11FT from RIGHT EDGE OF ROADWAY		

VERIFIED 4/20/2021 JEB

Title	Description
UNDER CLEARANCE	SPAN 2, SR1513

Bridge No: 430236	Drawn By: Roy W. Shook	Date: 08/10/2005	File Name: S0106000257

Bridge Inspection Field Sketch

DIAPHRAGM DETAILS

LOCATIONS : MIDPOINTS OF SPANS # 1 & 3

1/3 POINTS OF SPAN #2

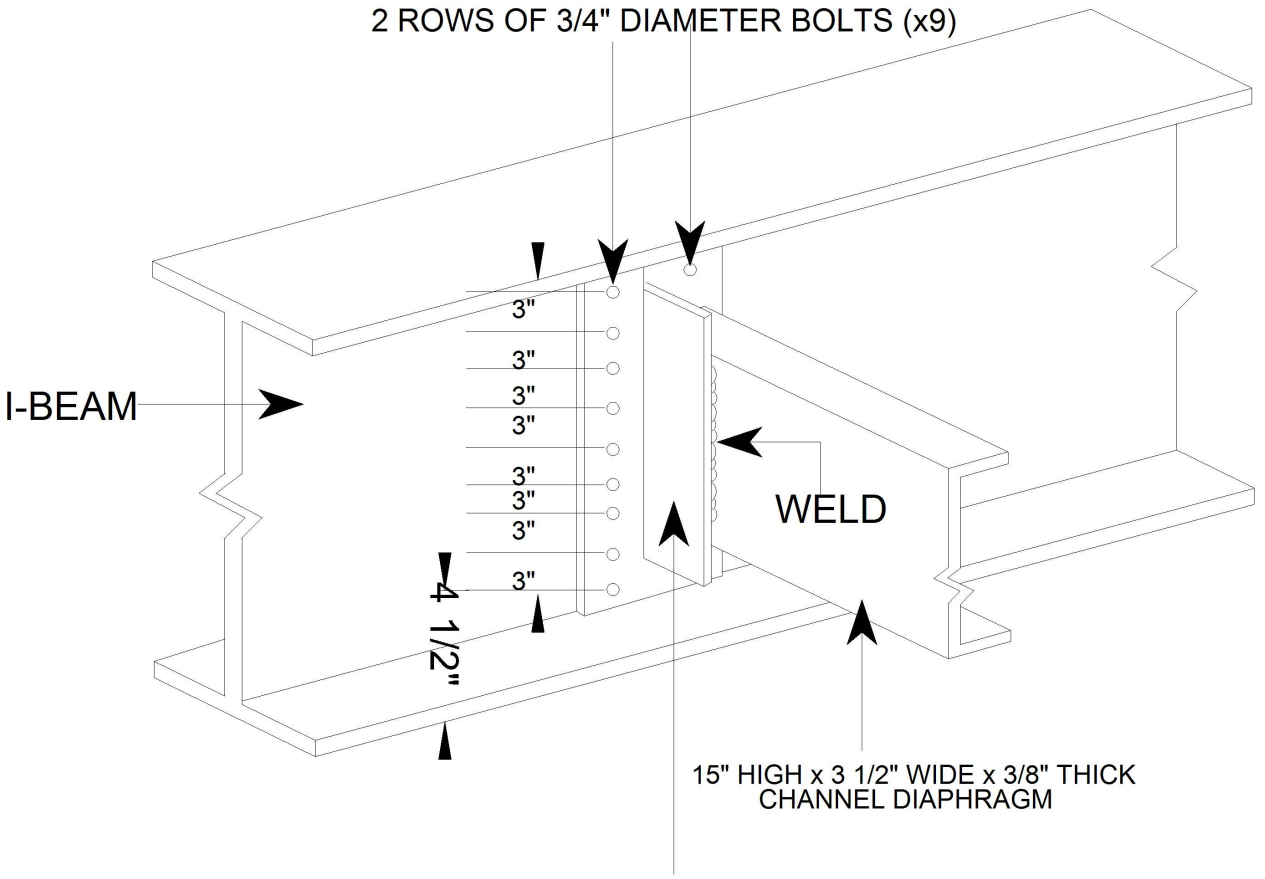

VERIFIED 4/20/2021 JEB

Title	Description
INTERMEDIATE DIAPHRAGMS	DIAPHRAGM DETAILS

Bridge No:	Drawn By:	Date:	File Name:
430236	DELVIN ADAMS	4/17/2013	S0102001438