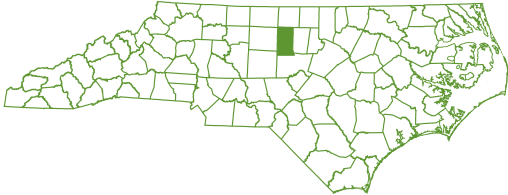
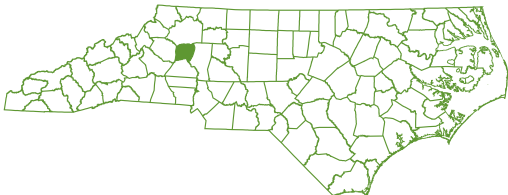


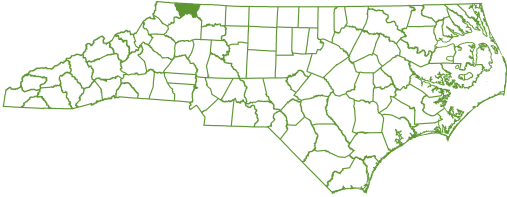
ALAMANCE COUNTY

Census of Agriculture - 2017		Crops - 2021	Acres Harvested	Yield	Production	Rank
Total Acres in County	271,353	Corn for Grain: Bu.	3,850	164	631,000	54
Number of Farms	720	Cotton: Lbs.: Production in 480 Lb. Bales	*	*	*	*
Total Land in Farms: Acres	80,042	Peanuts: Lbs.	*	*	*	*
Average Farm Size: Acres	111	Soybeans: Bu.	5,700	41	233,000	61
Harvested Cropland: Acres	25,343	Sweet Potatoes: Cwt.	*	*	*	*
Average Age of Farmers	58.3	Wheat: Bu.	1,700	56	95,600	56
Average Value of Farm & Buildings	\$480,289,000					
Average Market Value of Machinery & Equipment	\$46,590,000					
Average Total Farm Production Expense	\$49,217					
		Livestock		Number	Rank	
		Broilers Produced (2021)		1,450,000	53	
		Cattle, All (Jan. 1, 2022)		15,500	16	
		Beef Cows (Jan. 1, 2022)		6,700	17	
		Milk Cows (Jan. 1, 2022)		1,300	4	
		Hogs and Pigs (Dec. 1, 2021)		*	*	
		Layers (Dec. 1, 2021)		415,000	11	
		Turkeys Raised (2021)		*	*	
		Cash Receipts - 2021		Dollars	Rank	
		Livestock, Dairy, and Poultry		31,732,548	49	
Crops		17,918,794	63			
Government Payments		1,708,149	57			
Total		51,359,491	65			

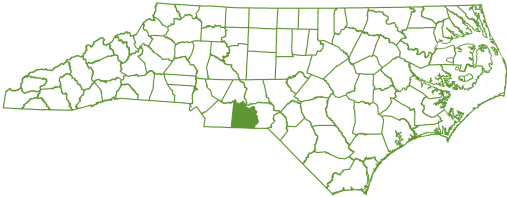
ALEXANDER COUNTY

Census of Agriculture - 2017		Crops - 2021	Acres Harvested	Yield	Production	Rank
Total Acres in County	166,122	Corn for Grain: Bu.	1,450	137	199,000	72
Number of Farms	544	Cotton: Lbs.: Production in 480 Lb. Bales	*	*	*	*
Total Land in Farms: Acres	54,146	Peanuts: Lbs.	*	*	*	*
Average Farm Size: Acres	100	Soybeans: Bu.	*	*	*	*
Harvested Cropland: Acres	18,618	Sweet Potatoes: Cwt.	*	*	*	*
Average Age of Farmers	56	Wheat: Bu.	1,410	52	73,300	61
Average Value of Farm & Buildings	\$304,930,000					
Average Market Value of Machinery & Equipment	\$55,187,000					
Average Total Farm Production Expense	\$197,774					
		Livestock		Number	Rank	
		Broilers Produced (2021)		29,200,000	12	
		Cattle, All (Jan. 1, 2022)		19,000	11	
		Beef Cows (Jan. 1, 2022)		7,800	13	
		Milk Cows (Jan. 1, 2022)		1,000	10	
		Hogs and Pigs (Dec. 1, 2021)		*	*	
		Layers (Dec. 1, 2021)		850,000	4	
		Turkeys Raised (2021)		*	*	
		Cash Receipts - 2021		Dollars	Rank	
		Livestock, Dairy, and Poultry		167,317,279	16	
Crops		12,488,447	74			
Government Payments		2,051,146	51			
Total		181,856,872	24			

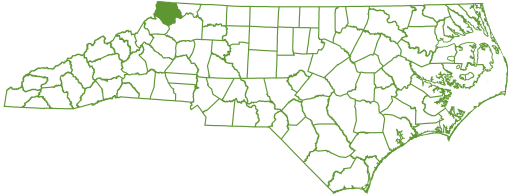
ALLEGHANY COUNTY

Census of Agriculture - 2017		Crops - 2021	Acres Harvested	Yield	Production	Rank
Total Acres in County	150,398	Corn for Grain: Bu.	*	*	*	*
Number of Farms	448	Cotton: Lbs.: Production in 480 Lb. Bales	*	*	*	*
Total Land in Farms: Acres	70,593	Peanuts: Lbs.	*	*	*	*
Average Farm Size: Acres	158	Soybeans: Bu.	*	*	*	*
Harvested Cropland: Acres	22,100	Sweet Potatoes: Cwt.	*	*	*	*
Average Age of Farmers	58.8	Wheat: Bu.	*	*	*	*
Average Value of Farm & Buildings	\$348,488,000					
Average Market Value of Machinery & Equipment	\$39,350,000					
Average Total Farm Production Expense	\$54,730					
		Livestock		Number	Rank	
		Broilers Produced (2021)		3,500	64	
		Cattle, All (Jan. 1, 2022)		18,500	12	
		Beef Cows (Jan. 1, 2022)		5,700	24	
		Milk Cows (Jan. 1, 2022)		900	13	
		Hogs and Pigs (Dec. 1, 2021)		*	*	
		Layers (Dec. 1, 2021)		*	*	
		Turkeys Raised (2021)		*	*	
		Cash Receipts - 2021		Dollars	Rank	
		Livestock, Dairy, and Poultry		10,342,675	67	
Crops		24,061,362	50			
Government Payments		1,480,868	68			
Total		35,884,905	71			

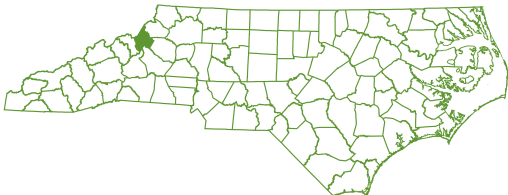
ANSON COUNTY

Census of Agriculture - 2017		Crops - 2021	Acres Harvested	Yield	Production	Rank
Total Acres in County	340,216	Corn for Grain: Bu.	9,200	139	1,279,000	37
Number of Farms	412	Cotton: Lbs.: Production in 480 Lb. Bales	*	*	*	*
Total Land in Farms: Acres	85,330	Peanuts: Lbs.	*	*	*	*
Average Farm Size: Acres	207	Soybeans: Bu.	15,100	34	519,000	44
Harvested Cropland: Acres	29,190	Sweet Potatoes: Cwt.	*	*	*	*
Average Age of Farmers	58.7	Wheat: Bu.	6,410	58	370,000	15
Average Value of Farm & Buildings	\$348,626,000					
Average Market Value of Machinery & Equipment	\$47,953,000					
Average Total Farm Production Expense	\$422,621					
		Livestock		Number	Rank	
		Broilers Produced (2021)		57,900,000	3	
		Cattle, All (Jan. 1, 2022)		9,400	33	
		Beef Cows (Jan. 1, 2022)		*	*	
		Milk Cows (Jan. 1, 2022)		*	*	
		Hogs and Pigs (Dec. 1, 2021)		42,000	26	
		Layers (Dec. 1, 2021)		345,000	13	
		Turkeys Raised (2021)		1,150,000	8	
		Cash Receipts - 2021		Dollars	Rank	
		Livestock, Dairy, and Poultry		325,145,224	8	
Crops		24,993,684	49			
Government Payments		2,111,809	50			
Total		352,250,717	7			

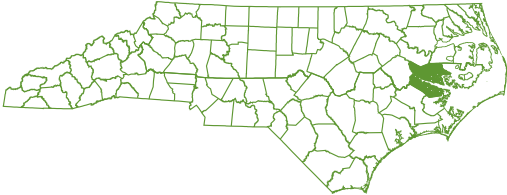
ASHE COUNTY

Census of Agriculture - 2017		Crops - 2021	Acres Harvested	Yield	Production	Rank
Total Acres in County	272,778	Corn for Grain: Bu.	100	141	14,100	94
Number of Farms	864	Cotton: Lbs.: Production in 480 Lb. Bales	*	*	*	*
Total Land in Farms: Acres	109,790	Peanuts: Lbs.	*	*	*	*
Average Farm Size: Acres	127	Soybeans: Bu.	*	*	*	*
Harvested Cropland: Acres	27,996	Sweet Potatoes: Cwt.	*	*	*	*
Average Age of Farmers	57.9	Wheat: Bu.	*	*	*	*
Average Value of Farm & Buildings	\$577,239,000					
Average Market Value of Machinery & Equipment	\$62,153,000					
Average Total Farm Production Expense	\$59,746					
		Livestock		Number	Rank	
		Broilers Produced (2021)		*	*	
		Cattle, All (Jan. 1, 2022)		17,500	13	
		Beef Cows (Jan. 1, 2022)		7,400	14	
		Milk Cows (Jan. 1, 2022)		*	*	
		Hogs and Pigs (Dec. 1, 2021)		*	*	
		Layers (Dec. 1, 2021)		1,500	68	
		Turkeys Raised (2021)		*	*	
		Cash Receipts - 2021		Dollars	Rank	
		Livestock, Dairy, and Poultry		7,583,046	74	
Crops		50,649,324	29			
Government Payments		3,052,354	42			
Total		61,284,724	56			

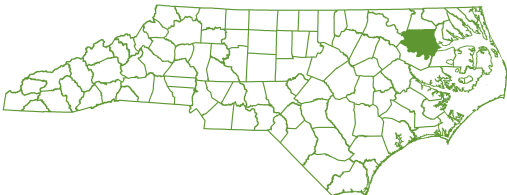
AVERY COUNTY

Census of Agriculture - 2017		Crops - 2021	Acres Harvested	Yield	Production	Rank
Total Acres in County	158,108	Corn for Grain: Bu.	*	*	*	*
Number of Farms	351	Cotton: Lbs.: Production in 480 Lb. Bales	*	*	*	*
Total Land in Farms: Acres	28,679	Peanuts: Lbs.	*	*	*	*
Average Farm Size: Acres	82	Soybeans: Bu.	*	*	*	*
Harvested Cropland: Acres	8,416	Sweet Potatoes: Cwt.	*	*	*	*
Average Age of Farmers	59.9	Wheat: Bu.	*	*	*	*
Average Value of Farm & Buildings	\$186,253,000					
Average Market Value of Machinery & Equipment	\$22,190,000					
Average Total Farm Production Expense	\$57,822					
		Livestock		Number	Rank	
		Broilers Produced (2021)		*	*	
		Cattle, All (Jan. 1, 2022)		1,700	71	
		Beef Cows (Jan. 1, 2022)		1,000	68	
		Milk Cows (Jan. 1, 2022)		*	*	
		Hogs and Pigs (Dec. 1, 2021)		*	*	
		Layers (Dec. 1, 2021)		*	*	
		Turkeys Raised (2021)		*	*	
		Cash Receipts - 2021		Dollars	Rank	
		Livestock, Dairy, and Poultry		934,438	91	
Crops		20,691,271	59			
Government Payments		1,499,177	66			
Total		23,124,886	83			

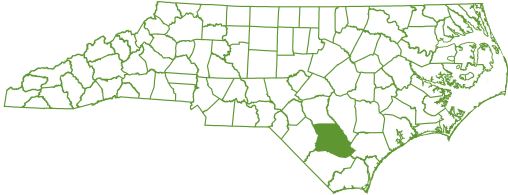
BEAUFORT COUNTY

Census of Agriculture - 2017		Crops - 2021	Acres Harvested	Yield	Production	Rank
Total Acres in County	529,908	Corn for Grain: Bu.	40,000	149	5,956,000	3
Number of Farms	310	Cotton: Lbs.: Production in 480 Lb. Bales	9,030	1,138	21,400	12
Total Land in Farms: Acres	139,475	Peanuts: Lbs.	*	*	*	*
Average Farm Size: Acres	450	Soybeans: Bu.	70,000	49	3,400,000	1
Harvested Cropland: Acres	114,813	Sweet Potatoes: Cwt.	*	*	*	*
Average Age of Farmers	57	Wheat: Bu.	7,230	67	487,000	9
Average Value of Farm & Buildings	\$477,022,000					
Average Market Value of Machinery & Equipment	\$82,414,000					
Average Total Farm Production Expense	\$253,481					
		Livestock		Number	Rank	
		Broilers Produced (2021)		*	*	
		Cattle, All (Jan. 1, 2022)		400	89	
		Beef Cows (Jan. 1, 2022)		300	85	
		Milk Cows (Jan. 1, 2022)		*	*	
		Hogs and Pigs (Dec. 1, 2021)		24,000	30	
		Layers (Dec. 1, 2021)		*	*	
		Turkeys Raised (2021)		*	*	
		Cash Receipts - 2021		Dollars	Rank	
		Livestock, Dairy, and Poultry		20,900,582	60	
Crops		91,734,243	11			
Government Payments		11,744,785	7			
Total		124,379,610	37			

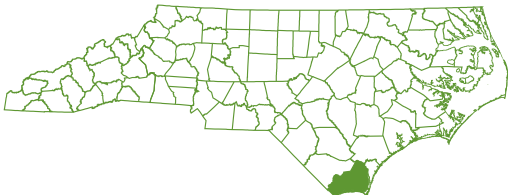
BERTIE COUNTY

Census of Agriculture - 2017		Crops - 2021	Acres Harvested	Yield	Production	Rank
Total Acres in County	447,601	Corn for Grain: Bu.	12,800	150	1,920,000	25
Number of Farms	323	Cotton: Lbs.: Production in 480 Lb. Bales	29,500	1,139	70,000	3
Total Land in Farms: Acres	148,113	Peanuts: Lbs.	9,600	4,793	46,010,000	1
Average Farm Size: Acres	459	Soybeans: Bu.	29,900	46	1,387,000	18
Harvested Cropland: Acres	100,830	Sweet Potatoes: Cwt.	*	*	*	*
Average Age of Farmers	59.1	Wheat: Bu.	4,420	53	236,000	28
Average Value of Farm & Buildings	\$449,008,000					
Average Market Value of Machinery & Equipment	\$77,012,000					
Average Total Farm Production Expense	\$529,458					
		Livestock		Number	Rank	
		Broilers Produced (2021)		44,500,000	5	
		Cattle, All (Jan. 1, 2022)		700	85	
		Beef Cows (Jan. 1, 2022)		300	85	
		Milk Cows (Jan. 1, 2022)		*	*	
		Hogs and Pigs (Dec. 1, 2021)		*	*	
		Layers (Dec. 1, 2021)		*	*	
		Turkeys Raised (2021)		*	*	
		Cash Receipts - 2021		Dollars	Rank	
		Livestock, Dairy, and Poultry		207,279,414	10	
Crops		79,962,319	15			
Government Payments		12,841,081	5			
Total		300,082,814	9			

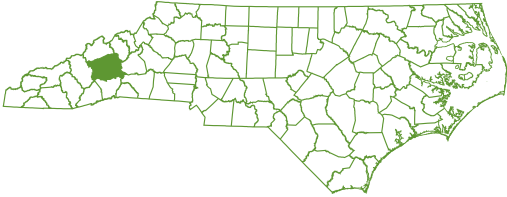
BLADEN COUNTY

Census of Agriculture - 2017		Crops - 2021	Acres Harvested	Yield	Production	Rank
Total Acres in County	559,592	Corn for Grain: Bu.	23,800	141	3,352,000	12
Number of Farms	512	Cotton: Lbs.: Production in 480 Lb. Bales	*	*	*	*
Total Land in Farms: Acres	180,340	Peanuts: Lbs.	3,960	3,881	15,370,000	13
Average Farm Size: Acres	352	Soybeans: Bu.	16,600	36	596,000	38
Harvested Cropland: Acres	61,700	Sweet Potatoes: Cwt.	*	*	*	*
Average Age of Farmers	57.8	Wheat: Bu.	2,300	56	129,000	46
Average Value of Farm & Buildings	\$601,315,000					
Average Market Value of Machinery & Equipment	\$115,250,000					
Average Total Farm Production Expense	\$552,672					
		Livestock		Number	Rank	
		Broilers Produced (2021)		25,200,000	14	
		Cattle, All (Jan. 1, 2022)		4,100	52	
		Beef Cows (Jan. 1, 2022)		*	*	
		Milk Cows (Jan. 1, 2022)		*	*	
		Hogs and Pigs (Dec. 1, 2021)		725,000	3	
		Layers (Dec. 1, 2021)		*	*	
		Turkeys Raised (2021)		1,550,000	6	
		Cash Receipts - 2021		Dollars	Rank	
		Livestock, Dairy, and Poultry		428,681,047	3	
Crops		78,835,882	16			
Government Payments		8,332,827	16			
Total		515,849,756	4			

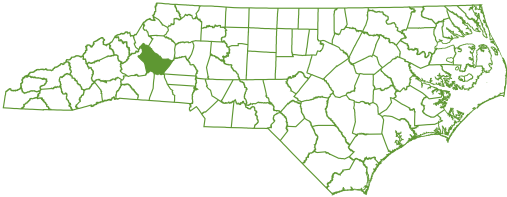
BRUNSWICK COUNTY

Census of Agriculture - 2017		Crops - 2021	Acres Harvested	Yield	Production	Rank
Total Acres in County	542,033	Corn for Grain: Bu.	7,450	158	1,178,000	39
Number of Farms	231	Cotton: Lbs.: Production in 480 Lb. Bales	*	*	*	*
Total Land in Farms: Acres	44,693	Peanuts: Lbs.	*	*	*	*
Average Farm Size: Acres	193	Soybeans: Bu.	7,430	38	279,000	55
Harvested Cropland: Acres	20,933	Sweet Potatoes: Cwt.	*	*	*	*
Average Age of Farmers	57.7	Wheat: Bu.	1,400	54	75,000	60
Average Value of Farm & Buildings	\$175,180,000					
Average Market Value of Machinery & Equipment	\$26,428,000					
Average Total Farm Production Expense	\$191,238					
		Livestock		Number	Rank	
		Broilers Produced (2021)		*	*	
		Cattle, All (Jan. 1, 2022)		1,400	79	
		Beef Cows (Jan. 1, 2022)		*	*	
		Milk Cows (Jan. 1, 2022)		*	*	
		Hogs and Pigs (Dec. 1, 2021)		80,000	19	
		Layers (Dec. 1, 2021)		2,000	63	
		Turkeys Raised (2021)		*	*	
		Cash Receipts - 2021		Dollars	Rank	
		Livestock, Dairy, and Poultry		30,355,094	50	
Crops		15,377,514	70			
Government Payments		955,145	79			
Total		46,687,753	66			


BUNCOMBE COUNTY

Census of Agriculture - 2017		Crops - 2021	Acres Harvested	Yield	Production	Rank
Total Acres in County	419,779	Corn for Grain: Bu.	*	*	*	*
Number of Farms	1,073	Cotton: Lbs.: Production in 480 Lb. Bales	*	*	*	*
Total Land in Farms: Acres	72,284	Peanuts: Lbs.	*	*	*	*
Average Farm Size: Acres	67	Soybeans: Bu.	*	*	*	*
Harvested Cropland: Acres	14,350	Sweet Potatoes: Cwt.	*	*	*	*
Average Age of Farmers	58.2	Wheat: Bu.	*	*	*	*
Average Value of Farm & Buildings	\$719,162,000					
Average Market Value of Machinery & Equipment	\$59,733,000					
Average Total Farm Production Expense	\$42,306					
		Livestock		Number	Rank	
		Broilers Produced (2021)		5,400	61	
		Cattle, All (Jan. 1, 2022)		13,900	19	
		Beef Cows (Jan. 1, 2022)		7,400	14	
		Milk Cows (Jan. 1, 2022)		800	14	
		Hogs and Pigs (Dec. 1, 2021)		*	*	
		Layers (Dec. 1, 2021)		17,700	46	
		Turkeys Raised (2021)		*	*	
		Cash Receipts - 2021		Dollars	Rank	
		Livestock, Dairy, and Poultry		9,876,647	69	
Crops		44,797,571	34			
Government Payments		1,266,485	70			
Total		55,940,703	60			

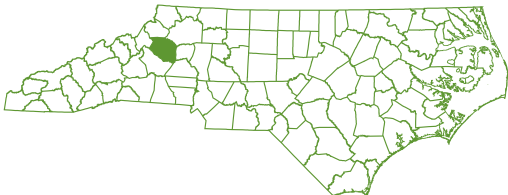
BURKE COUNTY

Census of Agriculture - 2017		Crops - 2021	Acres Harvested	Yield	Production	Rank
Total Acres in County	324,276	Corn for Grain: Bu.	1,140	133	151,300	76
Number of Farms	508	Cotton: Lbs.: Production in 480 Lb. Bales	*	*	*	*
Total Land in Farms: Acres	38,641	Peanuts: Lbs.	*	*	*	*
Average Farm Size: Acres	76	Soybeans: Bu.	970	46	44,700	77
Harvested Cropland: Acres	15,401	Sweet Potatoes: Cwt.	*	*	*	*
Average Age of Farmers	57.5	Wheat: Bu.	*	*	*	*
Average Value of Farm & Buildings	\$220,301,000					
Average Market Value of Machinery & Equipment	\$38,907,000					
Average Total Farm Production Expense	\$105,746					
		Livestock		Number	Rank	
		Broilers Produced (2021)		11,500,000	23	
		Cattle, All (Jan. 1, 2022)		4,900	49	
		Beef Cows (Jan. 1, 2022)		2,800	48	
		Milk Cows (Jan. 1, 2022)		*	*	
		Hogs and Pigs (Dec. 1, 2021)		*	*	
		Layers (Dec. 1, 2021)		65,000	33	
		Turkeys Raised (2021)		*	*	
		Cash Receipts - 2021		Dollars	Rank	
		Livestock, Dairy, and Poultry		55,516,222	38	
Crops		13,226,403	73			
Government Payments		1,496,487	67			
Total		70,239,112	50			

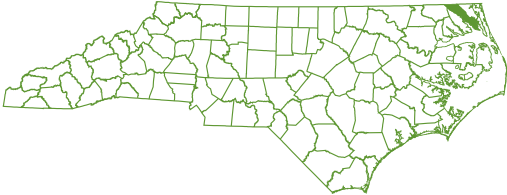
CABARRUS COUNTY

Census of Agriculture - 2017		Crops - 2021	Acres Harvested	Yield	Production	Rank
Total Acres in County	231,524	Corn for Grain: Bu.	4,090	166	679,000	52
Number of Farms	629	Cotton: Lbs.: Production in 480 Lb. Bales	*	*	*	*
Total Land in Farms: Acres	63,667	Peanuts: Lbs.	*	*	*	*
Average Farm Size: Acres	101	Soybeans: Bu.	5,500	44	244,000	59
Harvested Cropland: Acres	28,292	Sweet Potatoes: Cwt.	*	*	*	*
Average Age of Farmers	57.5	Wheat: Bu.	2,530	68	171,000	37
Average Value of Farm & Buildings	\$554,444,000					
Average Market Value of Machinery & Equipment	\$52,447,000					
Average Total Farm Production Expense	\$73,245					
		Livestock		Number	Rank	
		Broilers Produced (2021)		3,800,000	43	
		Cattle, All (Jan. 1, 2022)		13,500	21	
		Beef Cows (Jan. 1, 2022)		6,700	17	
		Milk Cows (Jan. 1, 2022)		600	17	
		Hogs and Pigs (Dec. 1, 2021)		*	*	
		Layers (Dec. 1, 2021)		*	*	
		Turkeys Raised (2021)		*	*	
		Cash Receipts - 2021		Dollars	Rank	
		Livestock, Dairy, and Poultry		36,870,301	45	
Crops		16,833,402	66			
Government Payments		1,392,529	69			
Total		55,096,232	62			

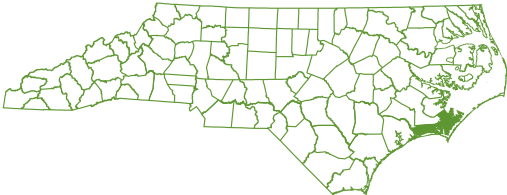
CALDWELL COUNTY

Census of Agriculture - 2017		Crops - 2021	Acres Harvested	Yield	Production	Rank
Total Acres in County	301,819	Corn for Grain: Bu.	1,500	162	243,000	68
Number of Farms	411	Cotton: Lbs.: Production in 480 Lb. Bales	*	*	*	*
Total Land in Farms: Acres	37,991	Peanuts: Lbs.	*	*	*	*
Average Farm Size: Acres	92	Soybeans: Bu.	*	*	*	*
Harvested Cropland: Acres	11,984	Sweet Potatoes: Cwt.	*	*	*	*
Average Age of Farmers	57.2	Wheat: Bu.	750	64	47,800	69
Average Value of Farm & Buildings	\$172,402,000					
Average Market Value of Machinery & Equipment	\$24,539,000					
Average Total Farm Production Expense	\$70,215					
		Livestock		Number	Rank	
		Broilers Produced (2021)		8,300,000	33	
		Cattle, All (Jan. 1, 2022)		6,300	43	
		Beef Cows (Jan. 1, 2022)		3,400	42	
		Milk Cows (Jan. 1, 2022)		*	*	
		Hogs and Pigs (Dec. 1, 2021)		*	*	
		Layers (Dec. 1, 2021)		12,500	50	
		Turkeys Raised (2021)		*	*	
		Cash Receipts - 2021		Dollars	Rank	
		Livestock, Dairy, and Poultry		40,471,567	44	
Crops		12,038,909	77			
Government Payments		1,120,986	74			
Total		53,631,462	63			

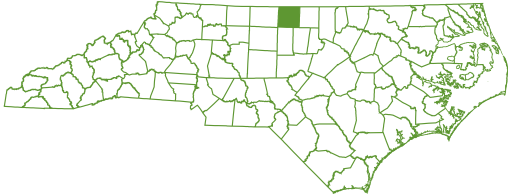
CAMDEN COUNTY

Census of Agriculture - 2017		Crops - 2021	Acres Harvested	Yield	Production	Rank
Total Acres in County	153,958	Corn for Grain: Bu.	19,200	170	3,257,000	14
Number of Farms	81	Cotton: Lbs.: Production in 480 Lb. Bales	*	*	*	*
Total Land in Farms: Acres	59,239	Peanuts: Lbs.	*	*	*	*
Average Farm Size: Acres	731	Soybeans: Bu.	28,200	49	1,387,000	18
Harvested Cropland: Acres	53,445	Sweet Potatoes: Cwt.	*	*	*	*
Average Age of Farmers	57.9	Wheat: Bu.	3,280	65	213,000	30
Average Value of Farm & Buildings	\$188,524,000					
Average Market Value of Machinery & Equipment	\$34,126,000					
Average Total Farm Production Expense	\$416,663					
		Livestock		Number	Rank	
		Broilers Produced (2021)		*	*	
		Cattle, All (Jan. 1, 2022)		300	93	
		Beef Cows (Jan. 1, 2022)		200	90	
		Milk Cows (Jan. 1, 2022)		*	*	
		Hogs and Pigs (Dec. 1, 2021)		*	*	
		Layers (Dec. 1, 2021)		*	*	
		Turkeys Raised (2021)		*	*	
		Cash Receipts - 2021		Dollars	Rank	
		Livestock, Dairy, and Poultry		1,302,707	88	
Crops		40,013,522	38			
Government Payments		3,290,958	39			
Total		44,607,187	67			

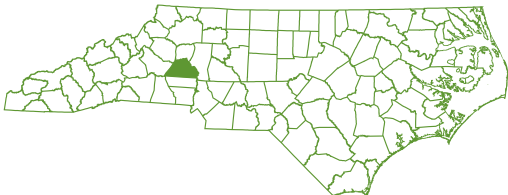
CARTERET COUNTY

Census of Agriculture - 2017		Crops - 2021	Acres Harvested	Yield	Production	Rank
Total Acres in County	323,655	Corn for Grain: Bu.	*	*	*	*
Number of Farms	158	Cotton: Lbs.: Production in 480 Lb. Bales	*	*	*	*
Total Land in Farms: Acres	62,764	Peanuts: Lbs.	*	*	*	*
Average Farm Size: Acres	397	Soybeans: Bu.	*	*	*	*
Harvested Cropland: Acres	43,277	Sweet Potatoes: Cwt.	*	*	*	*
Average Age of Farmers	59.2	Wheat: Bu.	*	*	*	*
Average Value of Farm & Buildings	\$284,685,000					
Average Market Value of Machinery & Equipment	\$14,958,000					
Average Total Farm Production Expense	\$121,666					
		Livestock		Number	Rank	
		Broilers Produced (2021)		*	*	
		Cattle, All (Jan. 1, 2022)		400	89	
		Beef Cows (Jan. 1, 2022)		200	90	
		Milk Cows (Jan. 1, 2022)		*	*	
		Hogs and Pigs (Dec. 1, 2021)		*	*	
		Layers (Dec. 1, 2021)		1,200	72	
		Turkeys Raised (2021)		*	*	
		Cash Receipts - 2021		Dollars	Rank	
		Livestock, Dairy, and Poultry		780,878	92	
Crops		27,772,199	47			
Government Payments		837,482	85			
Total		29,390,559	77			

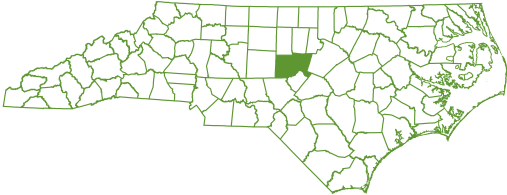
CASWELL COUNTY

Census of Agriculture - 2017		Crops - 2021	Acres Harvested	Yield	Production	Rank	
Total Acres in County	271,679	Corn for Grain: Bu.	940	128	120,600	79	
Number of Farms	493	Cotton: Lbs.: Production in 480 Lb. Bales	*	*	*	*	
Total Land in Farms: Acres	104,882	Peanuts: Lbs.	*	*	*	*	
Average Farm Size: Acres	213	Soybeans: Bu.	4,830	34	163,000	64	
Harvested Cropland: Acres	19,052	Sweet Potatoes: Cwt.	*	*	*	*	
Average Age of Farmers	61.7	Wheat: Bu.	470	55	25,900	72	
Average Value of Farm & Buildings	\$339,938,000						
Average Market Value of Machinery & Equipment	\$32,415,000						
Average Total Farm Production Expense	\$61,130						
		Livestock			Number	Rank	
		Broilers Produced (2021)			*	*	
		Cattle, All (Jan. 1, 2022)			9,200	34	
		Beef Cows (Jan. 1, 2022)			3,900	37	
		Milk Cows (Jan. 1, 2022)			700	15	
		Hogs and Pigs (Dec. 1, 2021)			*	*	
		Layers (Dec. 1, 2021)			275,000	17	
		Turkeys Raised (2021)			*	*	
		Cash Receipts - 2021				Dollars	Rank
		Livestock, Dairy, and Poultry				15,509,248	63
Crops				16,125,144	67		
Government Payments				1,713,120	56		
Total				33,347,512	63		

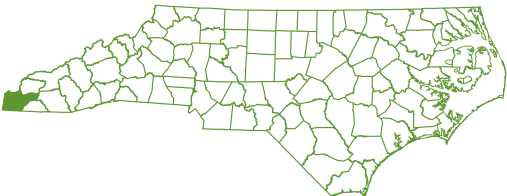
CATAWBA COUNTY

Census of Agriculture - 2017		Crops - 2021	Acres Harvested	Yield	Production	Rank	
Total Acres in County	255,179	Corn for Grain: Bu.	4,050	138	557,000	55	
Number of Farms	638	Cotton: Lbs.: Production in 480 Lb. Bales	*	*	*	*	
Total Land in Farms: Acres	63,530	Peanuts: Lbs.	*	*	*	*	
Average Farm Size: Acres	100	Soybeans: Bu.	8,360	37	308,000	54	
Harvested Cropland: Acres	31,460	Sweet Potatoes: Cwt.	*	*	*	*	
Average Age of Farmers	57.1	Wheat: Bu.	2,660	63	168,000	39	
Average Value of Farm & Buildings	\$415,687,000						
Average Market Value of Machinery & Equipment	\$55,866,000						
Average Total Farm Production Expense	\$84,012						
		Livestock			Number	Rank	
		Broilers Produced (2021)			11,400,000	25	
		Cattle, All (Jan. 1, 2022)			14,300	18	
		Beef Cows (Jan. 1, 2022)			7,300	16	
		Milk Cows (Jan. 1, 2022)			600	17	
		Hogs and Pigs (Dec. 1, 2021)			*	*	
		Layers (Dec. 1, 2021)			79,000	30	
		Turkeys Raised (2021)			*	*	
		Cash Receipts - 2021				Dollars	Rank
		Livestock, Dairy, and Poultry				62,316,928	37
Crops				20,244,259	60		
Government Payments				1,256,711	71		
Total				83,817,898	45		

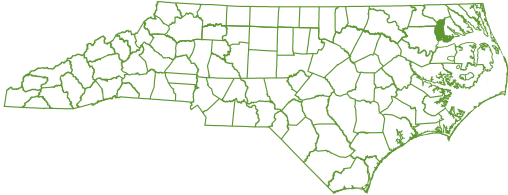
CHATHAM COUNTY

Census of Agriculture - 2017		Crops - 2021		Acres Harvested	Yield	Production	Rank
Total Acres in County	436,696	Corn for Grain: Bu.	3,150	149	470,000	58	
Number of Farms	1,116	Cotton: Lbs.: Production in 480 Lb. Bales	*	*	*	*	
Total Land in Farms: Acres	105,995	Peanuts: Lbs.	*	*	*	*	
Average Farm Size: Acres	95	Soybeans: Bu.	2,700	35	93,900	71	
Harvested Cropland: Acres	27,195	Sweet Potatoes: Cwt.	*	*	*	*	
Average Age of Farmers	58.4	Wheat: Bu.	*	*	*	*	
Average Value of Farm & Buildings	\$583,546,000						
Average Market Value of Machinery & Equipment	\$74,400,000						
Average Total Farm Production Expense	\$121,352						
		Livestock				Number	Rank
		Broilers Produced (2021)				21,600,000	18
		Cattle, All (Jan. 1, 2022)				33,000	3
		Beef Cows (Jan. 1, 2022)				16,000	2
		Milk Cows (Jan. 1, 2022)				600	17
		Hogs and Pigs (Dec. 1, 2021)				*	*
		Layers (Dec. 1, 2021)				285,000	16
		Turkeys Raised (2021)				*	*
		Cash Receipts - 2021				Dollars	Rank
		Livestock, Dairy, and Poultry				122,118,796	25
Crops				10,896,709	80		
Government Payments				1,714,907	55		
Total				134,730,412	34		

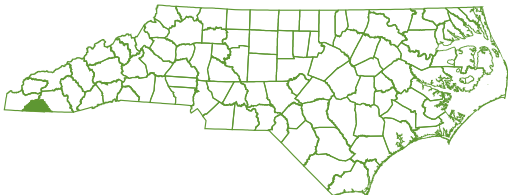
CHEROKEE COUNTY

Census of Agriculture - 2017		Crops - 2021		Acres Harvested	Yield	Production	Rank
Total Acres in County	291,367	Corn for Grain: Bu.	870	182	158,600	75	
Number of Farms	277	Cotton: Lbs.: Production in 480 Lb. Bales	*	*	*	*	
Total Land in Farms: Acres	26,236	Peanuts: Lbs.	*	*	*	*	
Average Farm Size: Acres	95	Soybeans: Bu.	*	*	*	*	
Harvested Cropland: Acres	5,678	Sweet Potatoes: Cwt.	*	*	*	*	
Average Age of Farmers	57.3	Wheat: Bu.	*	*	*	*	
Average Value of Farm & Buildings	\$128,712,000						
Average Market Value of Machinery & Equipment	\$21,921,000						
Average Total Farm Production Expense	\$51,753						
		Livestock				Number	Rank
		Broilers Produced (2021)				*	*
		Cattle, All (Jan. 1, 2022)				9,700	32
		Beef Cows (Jan. 1, 2022)				*	*
		Milk Cows (Jan. 1, 2022)				*	*
		Hogs and Pigs (Dec. 1, 2021)				*	*
		Layers (Dec. 1, 2021)				*	*
		Turkeys Raised (2021)				*	*
		Cash Receipts - 2021				Dollars	Rank
		Livestock, Dairy, and Poultry				22,009,650	59
Crops				7,228,560	87		
Government Payments				840,926	84		
Total				30,079,136	76		

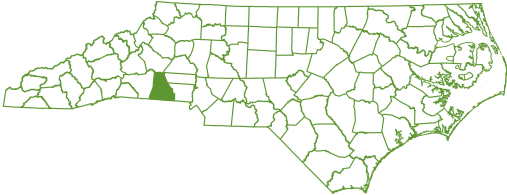
CHOWAN COUNTY

Census of Agriculture - 2017		Crops - 2021	Acres Harvested	Yield	Production	Rank
Total Acres in County	110,460	Corn for Grain: Bu.	5,480	162	889,000	46
Number of Farms	97	Cotton: Lbs.: Production in 480 Lb. Bales	11,500	1,127	27,000	9
Total Land in Farms: Acres	53,528	Peanuts: Lbs.	4,530	4,965	22,490,000	10
Average Farm Size: Acres	552	Soybeans: Bu.	16,100	43	687,000	36
Harvested Cropland: Acres	41,625	Sweet Potatoes: Cwt.	*	*	*	*
Average Age of Farmers	57	Wheat: Bu.	2,080	69	143,000	44
Average Value of Farm & Buildings	\$187,026,000					
Average Market Value of Machinery & Equipment	\$38,485,000					
Average Total Farm Production Expense	\$373,611					
		Livestock		Number	Rank	
		Broilers Produced (2021)		1,450,000	53	
		Cattle, All (Jan. 1, 2022)		900	82	
		Beef Cows (Jan. 1, 2022)		200	90	
		Milk Cows (Jan. 1, 2022)		*	*	
		Hogs and Pigs (Dec. 1, 2021)		*	*	
		Layers (Dec. 1, 2021)		*	*	
		Turkeys Raised (2021)		*	*	
		Cash Receipts - 2021		Dollars	Rank	
		Livestock, Dairy, and Poultry		7,801,513	73	
Crops		45,633,149	33			
Government Payments		3,876,487	32			
Total		57,311,149	59			

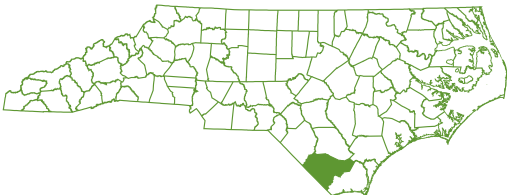
CLAY COUNTY

Census of Agriculture - 2017		Crops - 2021	Acres Harvested	Yield	Production	Rank
Total Acres in County	137,425	Corn for Grain: Bu.	*	*	*	*
Number of Farms	164	Cotton: Lbs.: Production in 480 Lb. Bales	*	*	*	*
Total Land in Farms: Acres	12,525	Peanuts: Lbs.	*	*	*	*
Average Farm Size: Acres	76	Soybeans: Bu.	*	*	*	*
Harvested Cropland: Acres	4,021	Sweet Potatoes: Cwt.	*	*	*	*
Average Age of Farmers	59.9	Wheat: Bu.	*	*	*	*
Average Value of Farm & Buildings	\$78,622,000					
Average Market Value of Machinery & Equipment	\$6,894,000					
Average Total Farm Production Expense	\$19,523					
		Livestock		Number	Rank	
		Broilers Produced (2021)		*	*	
		Cattle, All (Jan. 1, 2022)		2,400	65	
		Beef Cows (Jan. 1, 2022)		1,200	66	
		Milk Cows (Jan. 1, 2022)		*	*	
		Hogs and Pigs (Dec. 1, 2021)		*	*	
		Layers (Dec. 1, 2021)		*	*	
		Turkeys Raised (2021)		*	*	
		Cash Receipts - 2021		Dollars	Rank	
		Livestock, Dairy, and Poultry		1,002,014	90	
Crops		1,876,346	97			
Government Payments		297,227	94			
Total		3,175,587	97			

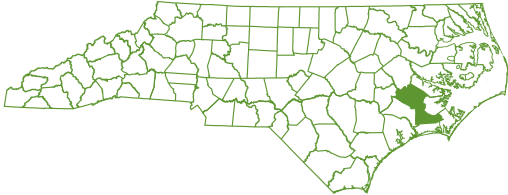
CLEVELAND COUNTY

Census of Agriculture - 2017		Crops - 2021	Acres Harvested	Yield	Production	Rank
Total Acres in County	297,120	Corn for Grain: Bu.	5,400	125	673,000	53
Number of Farms	1,005	Cotton: Lbs.: Production in 480 Lb. Bales	*	*	*	*
Total Land in Farms: Acres	113,341	Peanuts: Lbs.	*	*	*	*
Average Farm Size: Acres	113	Soybeans: Bu.	12,700	41	526,000	42
Harvested Cropland: Acres	40,938	Sweet Potatoes: Cwt.	*	*	*	*
Average Age of Farmers	58.6	Wheat: Bu.	4,370	64	278,000	26
Average Value of Farm & Buildings	\$528,679,000					
Average Market Value of Machinery & Equipment	\$67,104,000					
Average Total Farm Production Expense	\$83,701					
		Livestock		Number	Rank	
		Broilers Produced (2021)		24,100,000	16	
		Cattle, All (Jan. 1, 2022)		21,500	6	
		Beef Cows (Jan. 1, 2022)		10,700	9	
		Milk Cows (Jan. 1, 2022)		600	17	
		Hogs and Pigs (Dec. 1, 2021)		*	*	
		Layers (Dec. 1, 2021)		100,000	26	
		Turkeys Raised (2021)		380,000	13	
		Cash Receipts - 2021		Dollars	Rank	
		Livestock, Dairy, and Poultry		133,297,463	23	
Crops		19,995,685	61			
Government Payments		2,830,584	44			
Total		156,123,732	29			

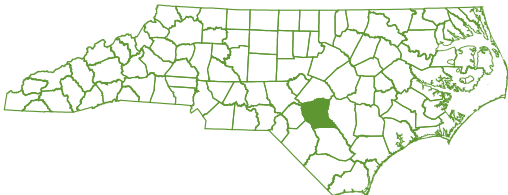
COLUMBUS COUNTY

Census of Agriculture - 2017		Crops - 2021	Acres Harvested	Yield	Production	Rank
Total Acres in County	599,880	Corn for Grain: Bu.	39,000	135	5,255,000	4
Number of Farms	514	Cotton: Lbs.: Production in 480 Lb. Bales	4,170	760	6,600	30
Total Land in Farms: Acres	141,080	Peanuts: Lbs.	4,550	3,701	16,840,000	12
Average Farm Size: Acres	274	Soybeans: Bu.	52,700	36	1,871,000	11
Harvested Cropland: Acres	101,461	Sweet Potatoes: Cwt.	*	*	*	*
Average Age of Farmers	59.2	Wheat: Bu.	6,860	64	436,000	11
Average Value of Farm & Buildings	\$460,433,000					
Average Market Value of Machinery & Equipment	\$80,222,000					
Average Total Farm Production Expense	\$225,258					
		Livestock		Number	Rank	
		Broilers Produced (2021)		3,200,000	47	
		Cattle, All (Jan. 1, 2022)		5,400	47	
		Beef Cows (Jan. 1, 2022)		3,000	46	
		Milk Cows (Jan. 1, 2022)		*	*	
		Hogs and Pigs (Dec. 1, 2021)		220,000	10	
		Layers (Dec. 1, 2021)		1,800	66	
		Turkeys Raised (2021)		*	*	
		Cash Receipts - 2021		Dollars	Rank	
		Livestock, Dairy, and Poultry		98,159,280	29	
Crops		74,942,646	19			
Government Payments		8,590,922	14			
Total		181,692,848	25			

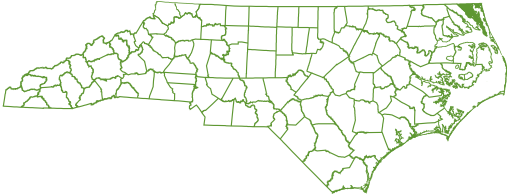
CRAVEN COUNTY

Census of Agriculture - 2017		Crops - 2021	Acres Harvested	Yield	Production	Rank
Total Acres in County	453,695	Corn for Grain: Bu.	17,700	154	2,726,000	15
Number of Farms	245	Cotton: Lbs.: Production in 480 Lb. Bales	3,600	1,129	8,470	26
Total Land in Farms: Acres	81,360	Peanuts: Lbs.	2,180	4,142	9,030,000	20
Average Farm Size: Acres	332	Soybeans: Bu.	21,800	42	916,000	27
Harvested Cropland: Acres	58,565	Sweet Potatoes: Cwt.	*	*	*	*
Average Age of Farmers	57.5	Wheat: Bu.	2,440	46	112,000	54
Average Value of Farm & Buildings	\$320,351,000					
Average Market Value of Machinery & Equipment	\$43,002,000					
Average Total Farm Production Expense	\$222,182					
		Livestock		Number	Rank	
		Broilers Produced (2021)		*	*	
		Cattle, All (Jan. 1, 2022)		1,200	81	
		Beef Cows (Jan. 1, 2022)		*	*	
		Milk Cows (Jan. 1, 2022)		*	*	
		Hogs and Pigs (Dec. 1, 2021)		62,000	21	
		Layers (Dec. 1, 2021)		*	*	
		Turkeys Raised (2021)		*	*	
		Cash Receipts - 2021		Dollars	Rank	
		Livestock, Dairy, and Poultry		24,118,461	54	
Crops		40,847,137	37			
Government Payments		5,452,710	23			
Total		70,418,308	49			

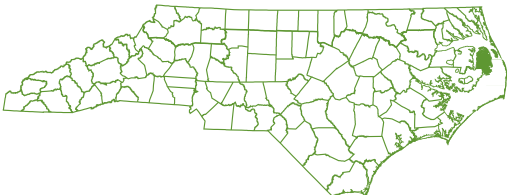
CUMBERLAND COUNTY

Census of Agriculture - 2017		Crops - 2021	Acres Harvested	Yield	Production	Rank
Total Acres in County	417,211	Corn for Grain: Bu.	9,900	153	1,517,000	33
Number of Farms	336	Cotton: Lbs.: Production in 480 Lb. Bales	5,490	699	8,000	28
Total Land in Farms: Acres	65,995	Peanuts: Lbs.	*	*	*	*
Average Farm Size: Acres	196	Soybeans: Bu.	15,600	37	571,000	39
Harvested Cropland: Acres	31,082	Sweet Potatoes: Cwt.	*	*	*	*
Average Age of Farmers	57	Wheat: Bu.	*	*	*	*
Average Value of Farm & Buildings	\$340,950,000					
Average Market Value of Machinery & Equipment	\$41,348,000					
Average Total Farm Production Expense	\$217,932					
		Livestock		Number	Rank	
		Broilers Produced (2021)		2,350,000	49	
		Cattle, All (Jan. 1, 2022)		3,000	60	
		Beef Cows (Jan. 1, 2022)		*	*	
		Milk Cows (Jan. 1, 2022)		*	*	
		Hogs and Pigs (Dec. 1, 2021)		85,000	17	
		Layers (Dec. 1, 2021)		1,900	65	
		Turkeys Raised (2021)		725,000	11	
		Cash Receipts - 2021		Dollars	Rank	
		Livestock, Dairy, and Poultry		66,702,325	35	
Crops		36,552,350	41			
Government Payments		4,466,787	30			
Total		107,721,462	39			

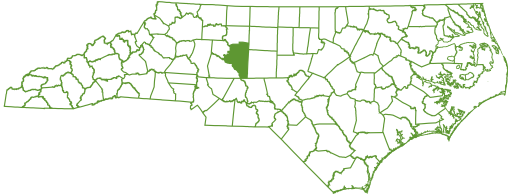
CURRITUCK COUNTY

Census of Agriculture - 2017		Crops - 2021	Acres Harvested	Yield	Production	Rank
Total Acres in County	167,608	Corn for Grain: Bu.	9,750	156	1,524,000	31
Number of Farms	89	Cotton: Lbs.: Production in 480 Lb. Bales	*	*	*	*
Total Land in Farms: Acres	44,834	Peanuts: Lbs.	*	*	*	*
Average Farm Size: Acres	504	Soybeans: Bu.	19,100	45	865,000	30
Harvested Cropland: Acres	34,672	Sweet Potatoes: Cwt.	*	*	*	*
Average Age of Farmers	56.2	Wheat: Bu.	4,330	72	310,000	22
Average Value of Farm & Buildings	\$219,972,000					
Average Market Value of Machinery & Equipment	\$17,808,000					
Average Total Farm Production Expense	\$190,203					
		Livestock		Number	Rank	
		Broilers Produced (2021)		*	*	
		Cattle, All (Jan. 1, 2022)		200	96	
		Beef Cows (Jan. 1, 2022)		*	*	
		Milk Cows (Jan. 1, 2022)		*	*	
		Hogs and Pigs (Dec. 1, 2021)		*	*	
		Layers (Dec. 1, 2021)		*	*	
		Turkeys Raised (2021)		*	*	
		Cash Receipts - 2021		Dollars	Rank	
		Livestock, Dairy, and Poultry		100,934	99	
		Crops		21,254,223	57	
		Government Payments		1,519,385	64	
		Total		22,874,542	84	

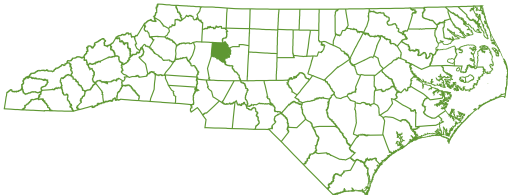
DARE COUNTY

Census of Agriculture - 2017		Crops - 2021	Acres Harvested	Yield	Production	Rank
Total Acres in County	245,424	Corn for Grain: Bu.	*	*	*	*
Number of Farms	32	Cotton: Lbs.: Production in 480 Lb. Bales	*	*	*	*
Total Land in Farms: Acres	5,342	Peanuts: Lbs.	*	*	*	*
Average Farm Size: Acres	167	Soybeans: Bu.	*	*	*	*
Harvested Cropland: Acres	2,363	Sweet Potatoes: Cwt.	*	*	*	*
Average Age of Farmers	53.6	Wheat: Bu.	*	*	*	*
Average Value of Farm & Buildings	\$22,476,000					
Average Market Value of Machinery & Equipment	\$2,659,000					
Average Total Farm Production Expense	\$44,562					
		Livestock		Number	Rank	
		Broilers Produced (2021)		*	*	
		Cattle, All (Jan. 1, 2022)		*	*	
		Beef Cows (Jan. 1, 2022)		*	*	
		Milk Cows (Jan. 1, 2022)		*	*	
		Hogs and Pigs (Dec. 1, 2021)		*	*	
		Layers (Dec. 1, 2021)		*	*	
		Turkeys Raised (2021)		*	*	
		Cash Receipts - 2021		Dollars	Rank	
		Livestock, Dairy, and Poultry		48,238	100	
		Crops		1,955,689	96	
		Government Payments		531,070	87	
		Total		2,534,997	99	

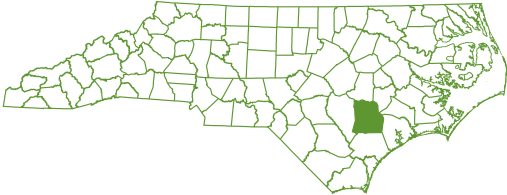
DAVIDSON COUNTY

Census of Agriculture - 2017		Crops - 2021	Acres Harvested	Yield	Production	Rank
Total Acres in County	353,417	Corn for Grain: Bu.	5,650	131	742,000	50
Number of Farms	1,003	Cotton: Lbs.: Production in 480 Lb. Bales	*	*	*	*
Total Land in Farms: Acres	92,359	Peanuts: Lbs.	*	*	*	*
Average Farm Size: Acres	92	Soybeans: Bu.	10,400	40	412,000	48
Harvested Cropland: Acres	37,894	Sweet Potatoes: Cwt.	*	*	*	*
Average Age of Farmers	59	Wheat: Bu.	1,920	59	114,000	51
Average Value of Farm & Buildings	\$535,440,000					
Average Market Value of Machinery & Equipment	\$62,735,000					
Average Total Farm Production Expense	\$36,667					
		Livestock		Number	Rank	
		Broilers Produced (2021)		4,850,000	39	
		Cattle, All (Jan. 1, 2022)		12,200	25	
		Beef Cows (Jan. 1, 2022)		5,800	21	
		Milk Cows (Jan. 1, 2022)		1,100	8	
		Hogs and Pigs (Dec. 1, 2021)		*	*	
		Layers (Dec. 1, 2021)		135,000	21	
		Turkeys Raised (2021)		*	*	
		Cash Receipts - 2021		Dollars	Rank	
		Livestock, Dairy, and Poultry		35,555,486	47	
Crops		22,398,680	53			
Government Payments		1,602,344	62			
Total		59,556,510	58			

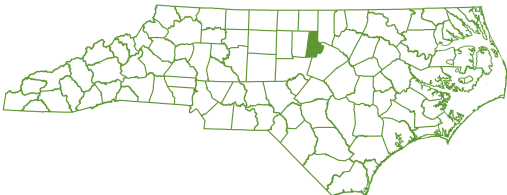
DAVIE COUNTY

Census of Agriculture - 2017		Crops - 2021	Acres Harvested	Yield	Production	Rank
Total Acres in County	168,993	Corn for Grain: Bu.	7,950	154	1,224,000	38
Number of Farms	591	Cotton: Lbs.: Production in 480 Lb. Bales	*	*	*	*
Total Land in Farms: Acres	76,933	Peanuts: Lbs.	*	*	*	*
Average Farm Size: Acres	130	Soybeans: Bu.	8,500	44	370,000	50
Harvested Cropland: Acres	33,749	Sweet Potatoes: Cwt.	*	*	*	*
Average Age of Farmers	59.6	Wheat: Bu.	2,190	53	115,000	50
Average Value of Farm & Buildings	\$391,502,000					
Average Market Value of Machinery & Equipment	\$41,963,000					
Average Total Farm Production Expense	\$40,725					
		Livestock		Number	Rank	
		Broilers Produced (2021)		*	*	
		Cattle, All (Jan. 1, 2022)		10,800	29	
		Beef Cows (Jan. 1, 2022)		5,800	21	
		Milk Cows (Jan. 1, 2022)		300	25	
		Hogs and Pigs (Dec. 1, 2021)		*	*	
		Layers (Dec. 1, 2021)		155,000	19	
		Turkeys Raised (2021)		*	*	
		Cash Receipts - 2021		Dollars	Rank	
		Livestock, Dairy, and Poultry		13,468,100	64	
Crops		16,862,991	65			
Government Payments		1,160,294	73			
Total		31,491,385	75			

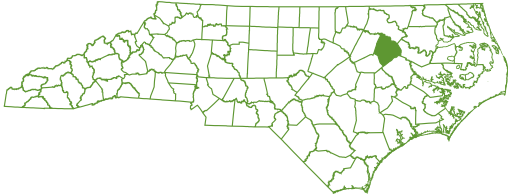
DUPLIN COUNTY

Census of Agriculture - 2017		Crops - 2021	Acres Harvested	Yield	Production	Rank
Total Acres in County	521,886	Corn for Grain: Bu.	44,300	152	6,729,000	2
Number of Farms	820	Cotton: Lbs.: Production in 480 Lb. Bales	1,850	859	3,310	35
Total Land in Farms: Acres	243,098	Peanuts: Lbs.	*	*	*	*
Average Farm Size: Acres	296	Soybeans: Bu.	52,200	36	1,900,000	9
Harvested Cropland: Acres	142,837	Sweet Potatoes: Cwt.	4,500	170	768,000	9
Average Age of Farmers	58.5	Wheat: Bu.	12,300	48	595,000	5
Average Value of Farm & Buildings	\$1,166,390,000					
Average Market Value of Machinery & Equipment	\$180,987,000					
Average Total Farm Production Expense	\$1,035,215					
		Livestock			Number	Rank
		Broilers Produced (2021)			92,000,000	1
		Cattle, All (Jan. 1, 2022)			20,500	9
		Beef Cows (Jan. 1, 2022)			11,700	5
		Milk Cows (Jan. 1, 2022)			*	*
		Hogs and Pigs (Dec. 1, 2021)			1,800,000	1
		Layers (Dec. 1, 2021)			480,000	9
		Turkeys Raised (2021)			3,450,000	4
		Cash Receipts - 2021			Dollars	Rank
		Livestock, Dairy, and Poultry			1,195,623,073	1
Crops			132,673,354	4		
Government Payments			10,531,676	13		
Total			1,338,828,103	1		

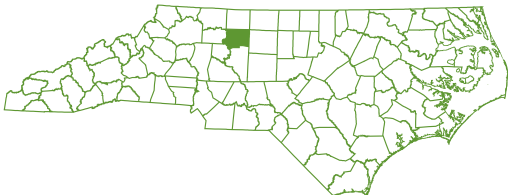
DURHAM COUNTY

Census of Agriculture - 2017		Crops - 2021	Acres Harvested	Yield	Production	Rank
Total Acres in County	183,022	Corn for Grain: Bu.	510	128	65,200	86
Number of Farms	241	Cotton: Lbs.: Production in 480 Lb. Bales	*	*	*	*
Total Land in Farms: Acres	18,603	Peanuts: Lbs.	*	*	*	*
Average Farm Size: Acres	77	Soybeans: Bu.	800	35	27,900	83
Harvested Cropland: Acres	4,429	Sweet Potatoes: Cwt.	*	*	*	*
Average Age of Farmers	56.1	Wheat: Bu.	*	*	*	*
Average Value of Farm & Buildings	\$198,234,000					
Average Market Value of Machinery & Equipment	\$13,892,000					
Average Total Farm Production Expense	\$54,021					
		Livestock			Number	Rank
		Broilers Produced (2021)			*	*
		Cattle, All (Jan. 1, 2022)			1,800	69
		Beef Cows (Jan. 1, 2022)			*	*
		Milk Cows (Jan. 1, 2022)			*	*
		Hogs and Pigs (Dec. 1, 2021)			*	*
		Layers (Dec. 1, 2021)			4,100	52
		Turkeys Raised (2021)			*	*
		Cash Receipts - 2021			Dollars	Rank
		Livestock, Dairy, and Poultry			1,583,634	87
Crops			8,071,578	85		
Government Payments			274,542	95		
Total			9,929,754	91		

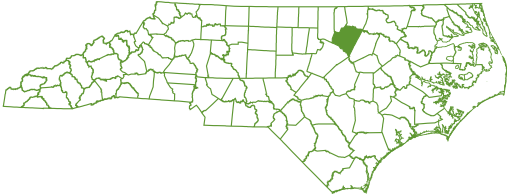
EDGECOMBE COUNTY

Census of Agriculture - 2017		Crops - 2021	Acres Harvested	Yield	Production	Rank
Total Acres in County	323,276	Corn for Grain: Bu.	12,300	131	1,616,000	29
Number of Farms	249	Cotton: Lbs.: Production in 480 Lb. Bales	22,800	1,000	47,500	5
Total Land in Farms: Acres	148,917	Peanuts: Lbs.	8,350	4,371	36,500,000	4
Average Farm Size: Acres	598	Soybeans: Bu.	42,800	38	1,644,000	14
Harvested Cropland: Acres	98,642	Sweet Potatoes: Cwt.	9,300	170	1,563,000	5
Average Age of Farmers	59.1	Wheat: Bu.	7,900	55	433,000	12
Average Value of Farm & Buildings	\$454,073,000					
Average Market Value of Machinery & Equipment	\$69,188,000					
Average Total Farm Production Expense	\$523,996					
		Livestock		Number	Rank	
		Broilers Produced (2021)		13,100,000	20	
		Cattle, All (Jan. 1, 2022)		1,900	67	
		Beef Cows (Jan. 1, 2022)		1,100	67	
		Milk Cows (Jan. 1, 2022)		*	*	
		Hogs and Pigs (Dec. 1, 2021)		90,000	16	
		Layers (Dec. 1, 2021)		110,000	25	
		Turkeys Raised (2021)		*	*	
		Cash Receipts - 2021		Dollars	Rank	
		Livestock, Dairy, and Poultry		95,490,178	30	
Crops		114,690,619	6			
Government Payments		13,823,061	3			
Total		224,003,858	16			

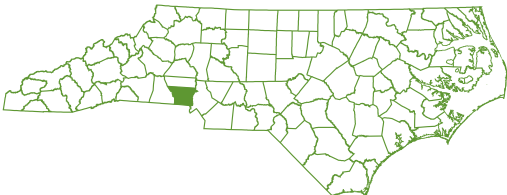
FORSYTH COUNTY

Census of Agriculture - 2017		Crops - 2021	Acres Harvested	Yield	Production	Rank
Total Acres in County	261,220	Corn for Grain: Bu.	*	*	*	*
Number of Farms	557	Cotton: Lbs.: Production in 480 Lb. Bales	*	*	*	*
Total Land in Farms: Acres	34,801	Peanuts: Lbs.	*	*	*	*
Average Farm Size: Acres	62	Soybeans: Bu.	4,980	43	215,000	63
Harvested Cropland: Acres	12,364	Sweet Potatoes: Cwt.	*	*	*	*
Average Age of Farmers	59.6	Wheat: Bu.	880	64	56,400	66
Average Value of Farm & Buildings	\$323,900,000					
Average Market Value of Machinery & Equipment	\$26,107,000					
Average Total Farm Production Expense	\$22,968					
		Livestock		Number	Rank	
		Broilers Produced (2021)		*	*	
		Cattle, All (Jan. 1, 2022)		3,700	53	
		Beef Cows (Jan. 1, 2022)		2,400	51	
		Milk Cows (Jan. 1, 2022)		*	*	
		Hogs and Pigs (Dec. 1, 2021)		*	*	
		Layers (Dec. 1, 2021)		2,300	60	
		Turkeys Raised (2021)		*	*	
		Cash Receipts - 2021		Dollars	Rank	
		Livestock, Dairy, and Poultry		3,067,237	82	
Crops		11,759,713	79			
Government Payments		1,072,514	75			
Total		15,899,464	87			

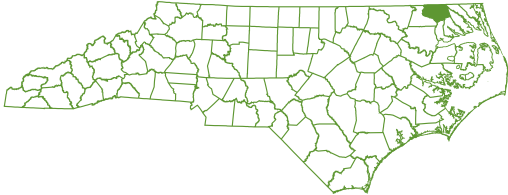
FRANKLIN COUNTY

Census of Agriculture - 2017		Crops - 2021	Acres Harvested	Yield	Production	Rank
Total Acres in County	314,701	Corn for Grain: Bu.	2,260	129	291,000	63
Number of Farms	538	Cotton: Lbs.: Production in 480 Lb. Bales	*	*	*	*
Total Land in Farms: Acres	107,967	Peanuts: Lbs.	*	*	*	*
Average Farm Size: Acres	201	Soybeans: Bu.	18,100	29	525,000	43
Harvested Cropland: Acres	37,105	Sweet Potatoes: Cwt.	*	*	*	*
Average Age of Farmers	60.2	Wheat: Bu.	6,440	48	311,000	21
Average Value of Farm & Buildings	\$383,906,000					
Average Market Value of Machinery & Equipment	\$54,342,000					
Average Total Farm Production Expense	\$99,374					
		Livestock		Number	Rank	
		Broilers Produced (2021)		990,000	56	
		Cattle, All (Jan. 1, 2022)		13,700	20	
		Beef Cows (Jan. 1, 2022)		5,800	21	
		Milk Cows (Jan. 1, 2022)		*	*	
		Hogs and Pigs (Dec. 1, 2021)		23,000	32	
		Layers (Dec. 1, 2021)		155,000	19	
		Turkeys Raised (2021)		*	*	
		Cash Receipts - 2021		Dollars	Rank	
		Livestock, Dairy, and Poultry		23,762,209	55	
Crops		50,122,734	30			
Government Payments		2,900,503	43			
Total		76,785,446	48			

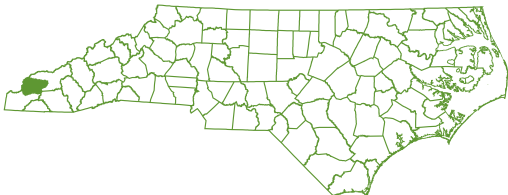
GASTON COUNTY

Census of Agriculture - 2017		Crops - 2021	Acres Harvested	Yield	Production	Rank
Total Acres in County	227,856	Corn for Grain: Bu.	*	*	*	*
Number of Farms	522	Cotton: Lbs.: Production in 480 Lb. Bales	*	*	*	*
Total Land in Farms: Acres	37,695	Peanuts: Lbs.	*	*	*	*
Average Farm Size: Acres	72	Soybeans: Bu.	3,090	40	122,000	69
Harvested Cropland: Acres	13,301	Sweet Potatoes: Cwt.	*	*	*	*
Average Age of Farmers	57.7	Wheat: Bu.	960	62	59,000	65
Average Value of Farm & Buildings	\$231,499,000					
Average Market Value of Machinery & Equipment	\$26,188,000					
Average Total Farm Production Expense	\$37,271					
		Livestock		Number	Rank	
		Broilers Produced (2021)		3,650,000	46	
		Cattle, All (Jan. 1, 2022)		6,700	39	
		Beef Cows (Jan. 1, 2022)		*	*	
		Milk Cows (Jan. 1, 2022)		*	*	
		Hogs and Pigs (Dec. 1, 2021)		*	*	
		Layers (Dec. 1, 2021)		15,000	48	
		Turkeys Raised (2021)		*	*	
		Cash Receipts - 2021		Dollars	Rank	
		Livestock, Dairy, and Poultry		22,075,251	58	
Crops		5,553,280	91			
Government Payments		493,942	89			
Total		28,122,473	79			

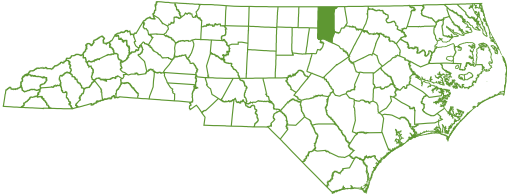
GATES COUNTY

Census of Agriculture - 2017		Crops - 2021	Acres Harvested	Yield	Production	Rank
Total Acres in County	217,884	Corn for Grain: Bu.	5,300	169	897,000	45
Number of Farms	141	Cotton: Lbs.: Production in 480 Lb. Bales	11,700	1,067	26,000	10
Total Land in Farms: Acres	57,985	Peanuts: Lbs.	2,970	4,828	14,340,000	14
Average Farm Size: Acres	411	Soybeans: Bu.	20,000	46	924,000	26
Harvested Cropland: Acres	43,874	Sweet Potatoes: Cwt.	*	*	*	*
Average Age of Farmers	58.5	Wheat: Bu.	2,330	68	159,000	41
Average Value of Farm & Buildings	\$210,221,000					
Average Market Value of Machinery & Equipment	\$32,707,000					
Average Total Farm Production Expense	\$357,198					
		Livestock		Number	Rank	
		Broilers Produced (2021)		10,200,000	26	
		Cattle, All (Jan. 1, 2022)		400	89	
		Beef Cows (Jan. 1, 2022)		*	*	
		Milk Cows (Jan. 1, 2022)		*	*	
		Hogs and Pigs (Dec. 1, 2021)		22,000	34	
		Layers (Dec. 1, 2021)		*	*	
		Turkeys Raised (2021)		*	*	
		Cash Receipts - 2021		Dollars	Rank	
		Livestock, Dairy, and Poultry		54,073,250	39	
		Crops		29,854,061	45	
		Government Payments		5,989,163	21	
		Total		89,916,474	44	

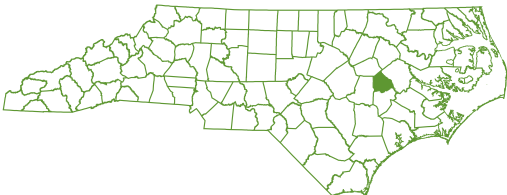
GRAHAM COUNTY

Census of Agriculture - 2017		Crops - 2021	Acres Harvested	Yield	Production	Rank
Total Acres in County	186,915	Corn for Grain: Bu.	*	*	*	*
Number of Farms	123	Cotton: Lbs.: Production in 480 Lb. Bales	*	*	*	*
Total Land in Farms: Acres	10,998	Peanuts: Lbs.	*	*	*	*
Average Farm Size: Acres	89	Soybeans: Bu.	*	*	*	*
Harvested Cropland: Acres	2,579	Sweet Potatoes: Cwt.	*	*	*	*
Average Age of Farmers	58.3	Wheat: Bu.	*	*	*	*
Average Value of Farm & Buildings	\$52,658,000					
Average Market Value of Machinery & Equipment	\$9,714,000					
Average Total Farm Production Expense	\$12,535					
		Livestock		Number	Rank	
		Broilers Produced (2021)		*	*	
		Cattle, All (Jan. 1, 2022)		1,500	77	
		Beef Cows (Jan. 1, 2022)		*	*	
		Milk Cows (Jan. 1, 2022)		*	*	
		Hogs and Pigs (Dec. 1, 2021)		*	*	
		Layers (Dec. 1, 2021)		*	*	
		Turkeys Raised (2021)		*	*	
		Cash Receipts - 2021		Dollars	Rank	
		Livestock, Dairy, and Poultry		2,430,287	85	
		Crops		696,790	99	
		Government Payments		123,227	98	
		Total		3,250,304	96	

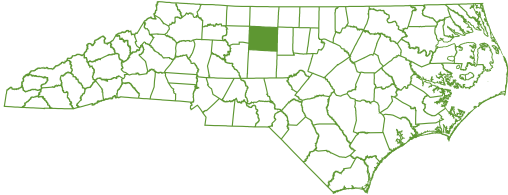
GRANVILLE COUNTY

Census of Agriculture - 2017		Crops - 2021	Acres Harvested	Yield	Production	Rank
Total Acres in County	339,838	Corn for Grain: Bu.	2,040	129	264,000	65
Number of Farms	557	Cotton: Lbs.: Production in 480 Lb. Bales	*	*	*	*
Total Land in Farms: Acres	124,813	Peanuts: Lbs.	*	*	*	*
Average Farm Size: Acres	224	Soybeans: Bu.	6,600	36	236,000	60
Harvested Cropland: Acres	27,303	Sweet Potatoes: Cwt.	*	*	*	*
Average Age of Farmers	59.7	Wheat: Bu.	2,540	45	113,000	52
Average Value of Farm & Buildings	\$434,850,000					
Average Market Value of Machinery & Equipment	\$42,488,000					
Average Total Farm Production Expense	\$51,635					
		Livestock			Number	Rank
		Broilers Produced (2021)			*	*
		Cattle, All (Jan. 1, 2022)			7,700	37
		Beef Cows (Jan. 1, 2022)			*	*
		Milk Cows (Jan. 1, 2022)			*	*
		Hogs and Pigs (Dec. 1, 2021)			800	52
		Layers (Dec. 1, 2021)			3,400	56
		Turkeys Raised (2021)			*	*
		Cash Receipts - 2021			Dollars	Rank
		Livestock, Dairy, and Poultry			4,483,147	78
Crops			19,973,362	62		
Government Payments			2,658,703	47		
Total			27,115,212	80		

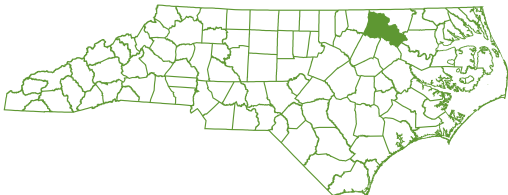
GREENE COUNTY

Census of Agriculture - 2017		Crops - 2021	Acres Harvested	Yield	Production	Rank
Total Acres in County	170,201	Corn for Grain: Bu.	12,600	131	1,655,000	28
Number of Farms	207	Cotton: Lbs.: Production in 480 Lb. Bales	4,300	1,139	10,200	22
Total Land in Farms: Acres	83,322	Peanuts: Lbs.	*	*	*	*
Average Farm Size: Acres	403	Soybeans: Bu.	30,500	35	1,064,000	22
Harvested Cropland: Acres	66,612	Sweet Potatoes: Cwt.	*	*	*	*
Average Age of Farmers	58.7	Wheat: Bu.	8,260	52	431,000	13
Average Value of Farm & Buildings	\$328,742,000					
Average Market Value of Machinery & Equipment	\$48,672,000					
Average Total Farm Production Expense	\$900,852					
		Livestock			Number	Rank
		Broilers Produced (2021)			3,750,000	45
		Cattle, All (Jan. 1, 2022)			1,600	72
		Beef Cows (Jan. 1, 2022)			900	72
		Milk Cows (Jan. 1, 2022)			*	*
		Hogs and Pigs (Dec. 1, 2021)			330,000	5
		Layers (Dec. 1, 2021)			*	*
		Turkeys Raised (2021)			1,050,000	9
		Cash Receipts - 2021			Dollars	Rank
		Livestock, Dairy, and Poultry			172,480,839	15
Crops			76,902,966	17		
Government Payments			7,702,314	18		
Total			257,086,119	13		

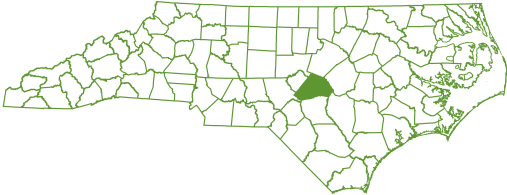
GUILFORD COUNTY

Census of Agriculture - 2017		Crops - 2021	Acres Harvested	Yield	Production	Rank
Total Acres in County	413,565	Corn for Grain: Bu.	4,520	156	705,000	51
Number of Farms	854	Cotton: Lbs.: Production in 480 Lb. Bales	*	*	*	*
Total Land in Farms: Acres	76,352	Peanuts: Lbs.	*	*	*	*
Average Farm Size: Acres	89	Soybeans: Bu.	10,700	40	429,000	46
Harvested Cropland: Acres	33,102	Sweet Potatoes: Cwt.	*	*	*	*
Average Age of Farmers	58.6	Wheat: Bu.	3,380	51	171,000	37
Average Value of Farm & Buildings	\$624,412,000					
Average Market Value of Machinery & Equipment	\$59,693,000					
Average Total Farm Production Expense	\$55,631					
		Livestock		Number	Rank	
		Broilers Produced (2021)		*	*	
		Cattle, All (Jan. 1, 2022)		10,700	30	
		Beef Cows (Jan. 1, 2022)		4,600	31	
		Milk Cows (Jan. 1, 2022)		1,000	10	
		Hogs and Pigs (Dec. 1, 2021)		500	54	
		Layers (Dec. 1, 2021)		340,000	14	
		Turkeys Raised (2021)		*	*	
		Cash Receipts - 2021		Dollars	Rank	
		Livestock, Dairy, and Poultry		22,623,815	56	
Crops		33,711,163	43			
Government Payments		3,876,075	33			
Total		60,211,053	57			

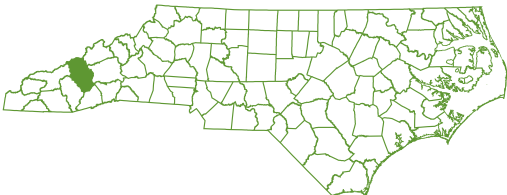
HALIFAX COUNTY

Census of Agriculture - 2017		Crops - 2021	Acres Harvested	Yield	Production	Rank
Total Acres in County	463,414	Corn for Grain: Bu.	7,150	157	1,122,000	40
Number of Farms	336	Cotton: Lbs.: Production in 480 Lb. Bales	43,500	1,048	95,000	1
Total Land in Farms: Acres	209,073	Peanuts: Lbs.	8,330	4,257	35,460,000	5
Average Farm Size: Acres	622	Soybeans: Bu.	36,200	37	1,339,000	21
Harvested Cropland: Acres	123,274	Sweet Potatoes: Cwt.	*	*	*	*
Average Age of Farmers	61.2	Wheat: Bu.	*	*	*	*
Average Value of Farm & Buildings	\$536,452,000					
Average Market Value of Machinery & Equipment	\$82,454,000					
Average Total Farm Production Expense	\$341,393					
		Livestock		Number	Rank	
		Broilers Produced (2021)		*	*	
		Cattle, All (Jan. 1, 2022)		5,300	48	
		Beef Cows (Jan. 1, 2022)		*	*	
		Milk Cows (Jan. 1, 2022)		*	*	
		Hogs and Pigs (Dec. 1, 2021)		50,000	24	
		Layers (Dec. 1, 2021)		100,000	26	
		Turkeys Raised (2021)		*	*	
		Cash Receipts - 2021		Dollars	Rank	
		Livestock, Dairy, and Poultry		29,281,490	51	
Crops		88,392,152	13			
Government Payments		10,973,359	11			
Total		128,647,001	35			

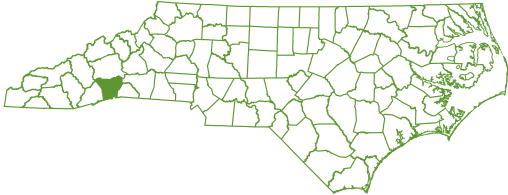
HARNETT COUNTY

Census of Agriculture - 2017		Crops - 2021	Acres Harvested	Yield	Production	Rank
Total Acres in County	380,757	Corn for Grain: Bu.	6,650	140	931,000	43
Number of Farms	643	Cotton: Lbs.: Production in 480 Lb. Bales	5,580	744	8,650	25
Total Land in Farms: Acres	106,262	Peanuts: Lbs.	*	*	*	*
Average Farm Size: Acres	165	Soybeans: Bu.	25,000	28	695,000	35
Harvested Cropland: Acres	59,854	Sweet Potatoes: Cwt.	4,200	145	609,000	11
Average Age of Farmers	58.1	Wheat: Bu.	5,310	56	296,000	23
Average Value of Farm & Buildings	\$592,383,000					
Average Market Value of Machinery & Equipment	\$82,811,000					
Average Total Farm Production Expense	\$215,573					
		Livestock			Number	Rank
		Broilers Produced (2021)			24,300,000	15
		Cattle, All (Jan. 1, 2022)			6,600	41
		Beef Cows (Jan. 1, 2022)			*	*
		Milk Cows (Jan. 1, 2022)			*	*
		Hogs and Pigs (Dec. 1, 2021)			85,000	17
		Layers (Dec. 1, 2021)			2,800	59
		Turkeys Raised (2021)			*	*
		Cash Receipts - 2021			Dollars	Rank
		Livestock, Dairy, and Poultry			144,737,658	20
Crops			55,818,499	25		
Government Payments			7,190,781	20		
Total			207,746,938	17		

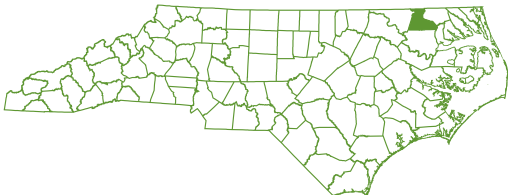
HAYWOOD COUNTY

Census of Agriculture - 2017		Crops - 2021	Acres Harvested	Yield	Production	Rank
Total Acres in County	354,344	Corn for Grain: Bu.	300	167	50,000	89
Number of Farms	541	Cotton: Lbs.: Production in 480 Lb. Bales	*	*	*	*
Total Land in Farms: Acres	52,244	Peanuts: Lbs.	*	*	*	*
Average Farm Size: Acres	97	Soybeans: Bu.	*	*	*	*
Harvested Cropland: Acres	9,254	Sweet Potatoes: Cwt.	*	*	*	*
Average Age of Farmers	56.2	Wheat: Bu.	*	*	*	*
Average Value of Farm & Buildings	\$337,569,000					
Average Market Value of Machinery & Equipment	\$33,239,000					
Average Total Farm Production Expense	\$29,392					
		Livestock			Number	Rank
		Broilers Produced (2020)			*	*
		Cattle, All (Jan. 1, 2021)			11,200	27
		Beef Cows (Jan. 1, 2021)			4,700	30
		Milk Cows (Jan. 1, 2021)			1,100	8
		Hogs and Pigs (Dec. 1, 2020)			*	*
		Layers (Dec. 1, 2020)			2,100	61
		Turkeys Raised (2020)			*	*
		Cash Receipts - 2021			Dollars	Rank
		Livestock, Dairy, and Poultry			10,132,475	68
Crops			6,445,038	89		
Government Payments			1,542,806	63		
Total			18,120,319	86		

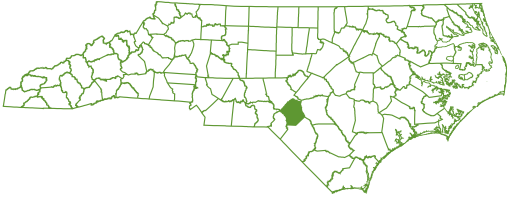
HENDERSON COUNTY

Census of Agriculture - 2017		Crops - 2021	Acres Harvested	Yield	Production	Rank
Total Acres in County	238,691	Corn for Grain: Bu.	*	*	*	*
Number of Farms	455	Cotton: Lbs.: Production in 480 Lb. Bales	*	*	*	*
Total Land in Farms: Acres	41,099	Peanuts: Lbs.	*	*	*	*
Average Farm Size: Acres	90	Soybeans: Bu.	*	*	*	*
Harvested Cropland: Acres	18,597	Sweet Potatoes: Cwt.	*	*	*	*
Average Age of Farmers	56.8	Wheat: Bu.	*	*	*	*
Average Value of Farm & Buildings	\$318,783,000					
Average Market Value of Machinery & Equipment	\$43,760,000					
Average Total Farm Production Expense	\$128,102					
		Livestock		Number	Rank	
		Broilers Produced (2021)		*	*	
		Cattle, All (Jan. 1, 2022)		3,200	56	
		Beef Cows (Jan. 1, 2022)		*	*	
		Milk Cows (Jan. 1, 2022)		*	*	
		Hogs and Pigs (Dec. 1, 2021)		*	*	
		Layers (Dec. 1, 2021)		3,700	54	
		Turkeys Raised (2021)		*	*	
		Cash Receipts - 2021		Dollars	Rank	
		Livestock, Dairy, and Poultry		3,418,742	81	
Crops		69,212,839	22			
Government Payments		4,743,926	28			
Total		77,375,507	47			

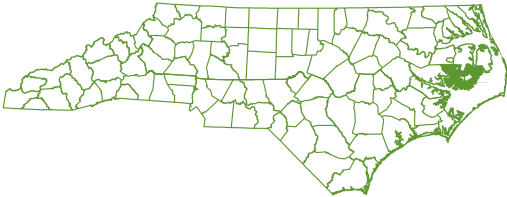
HERTFORD COUNTY

Census of Agriculture - 2017		Crops - 2021	Acres Harvested	Yield	Production	Rank
Total Acres in County	226,028	Corn for Grain: Bu.	9,500	155	1,470,000	35
Number of Farms	126	Cotton: Lbs.: Production in 480 Lb. Bales	14,900	1,095	34,000	6
Total Land in Farms: Acres	80,902	Peanuts: Lbs.	5,650	4,791	27,070,000	7
Average Farm Size: Acres	642	Soybeans: Bu.	12,800	42	534,000	41
Harvested Cropland: Acres	53,364	Sweet Potatoes: Cwt.	*	*	*	*
Average Age of Farmers	58	Wheat: Bu.	*	*	*	*
Average Value of Farm & Buildings	\$258,767,000					
Average Market Value of Machinery & Equipment	\$34,654,000					
Average Total Farm Production Expense	\$846,285					
		Livestock		Number	Rank	
		Broilers Produced (2021)		12,300,000	22	
		Cattle, All (Jan. 1, 2022)		300	93	
		Beef Cows (Jan. 1, 2022)		200	90	
		Milk Cows (Jan. 1, 2022)		*	*	
		Hogs and Pigs (Dec. 1, 2021)		*	*	
		Layers (Dec. 1, 2021)		*	*	
		Turkeys Raised (2021)		*	*	
		Cash Receipts - 2021		Dollars	Rank	
		Livestock, Dairy, and Poultry		69,486,794	34	
Crops		42,933,724	36			
Government Payments		5,721,288	22			
Total		118,141,806	38			


HOKE COUNTY

Census of Agriculture - 2017		Crops - 2021	Acres Harvested	Yield	Production	Rank
Total Acres in County	250,076	Corn for Grain: Bu.	*	*	*	*
Number of Farms	189	Cotton: Lbs.: Production in 480 Lb. Bales	*	*	*	*
Total Land in Farms: Acres	53,647	Peanuts: Lbs.	*	*	*	*
Average Farm Size: Acres	284	Soybeans: Bu.	*	*	*	*
Harvested Cropland: Acres	27,545	Sweet Potatoes: Cwt.	*	*	*	*
Average Age of Farmers	57	Wheat: Bu.	1,980	59	116,000	49
Average Value of Farm & Buildings	\$236,171,000					
Average Market Value of Machinery & Equipment	\$24,897,000					
Average Total Farm Production Expense	\$284,959					
		Livestock		Number	Rank	
		Broilers Produced (2021)		4,350,000	40	
		Cattle, All (Jan. 1, 2022)		1,300	80	
		Beef Cows (Jan. 1, 2022)		800	78	
		Milk Cows (Jan. 1, 2022)		*	*	
		Hogs and Pigs (Dec. 1, 2021)		70,000	20	
		Layers (Dec. 1, 2021)		*	*	
		Turkeys Raised (2021)		68,000	20	
		Cash Receipts - 2021		Dollars	Rank	
		Livestock, Dairy, and Poultry		49,286,898	41	
Crops		15,355,872	71			
Government Payments		1,659,573	60			
Total		66,302,343	52			

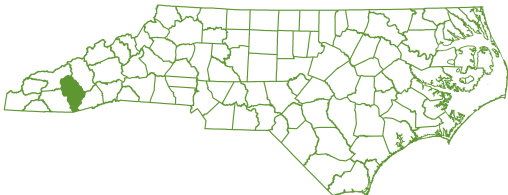
HYDE COUNTY

Census of Agriculture - 2017		Crops - 2021	Acres Harvested	Yield	Production	Rank
Total Acres in County	392,146	Corn for Grain: Bu.	29,800	168	5,002,000	5
Number of Farms	138	Cotton: Lbs.: Production in 480 Lb. Bales	11,000	1,239	28,400	7
Total Land in Farms: Acres	124,874	Peanuts: Lbs.	*	*	*	*
Average Farm Size: Acres	905	Soybeans: Bu.	35,200	53	1,873,000	10
Harvested Cropland: Acres	84,879	Sweet Potatoes: Cwt.	*	*	*	*
Average Age of Farmers	52.3	Wheat: Bu.	3,400	60	204,000	31
Average Value of Farm & Buildings	\$371,344,000					
Average Market Value of Machinery & Equipment	\$45,055,000					
Average Total Farm Production Expense	\$683,440					
		Livestock		Number	Rank	
		Broilers Produced (2021)		*	*	
		Cattle, All (Jan. 1, 2022)		200	96	
		Beef Cows (Jan. 1, 2022)		100	96	
		Milk Cows (Jan. 1, 2022)		*	*	
		Hogs and Pigs (Dec. 1, 2021)		*	*	
		Layers (Dec. 1, 2021)		*	*	
		Turkeys Raised (2021)		*	*	
		Cash Receipts - 2021		Dollars	Rank	
		Livestock, Dairy, and Poultry		108,054,508	27	
Crops		74,974,145	18			
Government Payments		5,085,300	24			
Total		188,113,953	22			

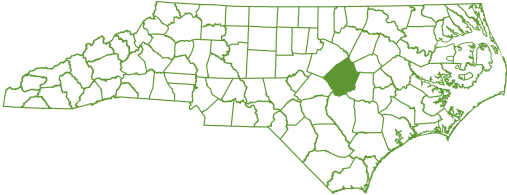
IREDELL COUNTY

Census of Agriculture - 2017		Crops - 2021	Acres Harvested	Yield	Production	Rank
Total Acres in County	367,488	Corn for Grain: Bu.	*	*	*	*
Number of Farms	1,055	Cotton: Lbs.: Production in 480 Lb. Bales	*	*	*	*
Total Land in Farms: Acres	133,346	Peanuts: Lbs.	*	*	*	*
Average Farm Size: Acres	126	Soybeans: Bu.	18,000	44	792,000	33
Harvested Cropland: Acres	61,586	Sweet Potatoes: Cwt.	*	*	*	*
Average Age of Farmers	59.5	Wheat: Bu.	6,100	59	362,000	16
Average Value of Farm & Buildings	\$725,081,000					
Average Market Value of Machinery & Equipment	\$84,790,000					
Average Total Farm Production Expense	\$84,786					
		Livestock		Number	Rank	
		Broilers Produced (2021)		1,850,000	52	
		Cattle, All (Jan. 1, 2022)		45,000	1	
		Beef Cows (Jan. 1, 2022)		12,900	4	
		Milk Cows (Jan. 1, 2022)		9,200	1	
		Hogs and Pigs (Dec. 1, 2021)		*	*	
		Layers (Dec. 1, 2021)		595,000	7	
		Turkeys Raised (2021)		*	*	
		Cash Receipts - 2021		Dollars	Rank	
		Livestock, Dairy, and Poultry		85,780,666	31	
Crops		36,781,264	40			
Government Payments		4,818,345	26			
Total		127,380,275	36			

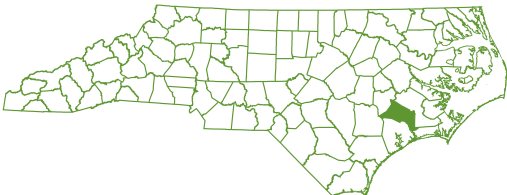
JACKSON COUNTY

Census of Agriculture - 2017		Crops - 2021	Acres Harvested	Yield	Production	Rank
Total Acres in County	314,055	Corn for Grain: Bu.	110	160	17,600	92
Number of Farms	215	Cotton: Lbs.: Production in 480 Lb. Bales	*	*	*	*
Total Land in Farms: Acres	15,729	Peanuts: Lbs.	*	*	*	*
Average Farm Size: Acres	73	Soybeans: Bu.	*	*	*	*
Harvested Cropland: Acres	4,058	Sweet Potatoes: Cwt.	*	*	*	*
Average Age of Farmers	61.7	Wheat: Bu.	*	*	*	*
Average Value of Farm & Buildings	\$128,892,000					
Average Market Value of Machinery & Equipment	\$13,332,000					
Average Total Farm Production Expense	\$50,126					
		Livestock		Number	Rank	
		Broilers Produced (2021)		*	*	
		Cattle, All (Jan. 1, 2022)		1,600	72	
		Beef Cows (Jan. 1, 2022)		900	72	
		Milk Cows (Jan. 1, 2022)		*	*	
		Hogs and Pigs (Dec. 1, 2021)		*	*	
		Layers (Dec. 1, 2021)		*	*	
		Turkeys Raised (2021)		*	*	
		Cash Receipts - 2021		Dollars	Rank	
		Livestock, Dairy, and Poultry		690,660	93	
Crops		8,584,529	83			
Government Payments		382,679	92			
Total		9,657,868	95			

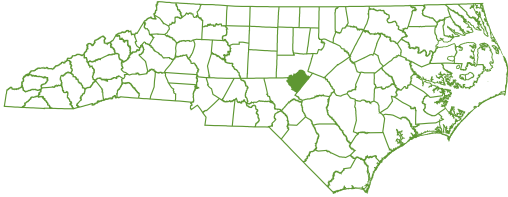
JOHNSTON COUNTY

Census of Agriculture - 2017		Crops - 2021	Acres Harvested	Yield	Production	Rank
Total Acres in County	506,377	Corn for Grain: Bu.	10,700	140	1,494,000	34
Number of Farms	1,063	Cotton: Lbs.: Production in 480 Lb. Bales	3,840	791	6,330	31
Total Land in Farms: Acres	183,281	Peanuts: Lbs.	2,380	3,672	8,740,000	21
Average Farm Size: Acres	172	Soybeans: Bu.	45,900	31	1,423,000	17
Harvested Cropland: Acres	118,446	Sweet Potatoes: Cwt.	11,200	190	2,145,000	3
Average Age of Farmers	57.2	Wheat: Bu.	7,460	48	360,000	17
Average Value of Farm & Buildings	\$868,869,000					
Average Market Value of Machinery & Equipment	\$125,394,000					
Average Total Farm Production Expense	\$198,587					
		Livestock			Number	Rank
		Broilers Produced (2021)			6,750,000	38
		Cattle, All (Jan. 1, 2022)			13,500	21
		Beef Cows (Jan. 1, 2022)			*	*
		Milk Cows (Jan. 1, 2022)			*	*
		Hogs and Pigs (Dec. 1, 2021)			140,000	13
		Layers (Dec. 1, 2021)			*	*
		Turkeys Raised (2021)			460,000	12
		Cash Receipts - 2021			Dollars	Rank
		Livestock, Dairy, and Poultry			105,795,884	28
Crops			119,453,911	5		
Government Payments			8,394,472	15		
Total			233,644,267	15		

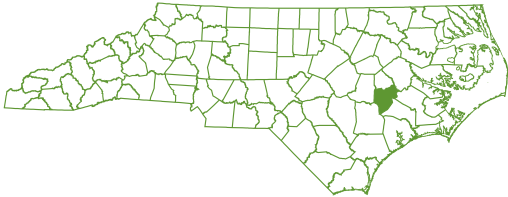
JONES COUNTY

Census of Agriculture - 2017		Crops - 2021	Acres Harvested	Yield	Production	Rank
Total Acres in County	301,576	Corn for Grain: Bu.	15,800	150	2,371,000	18
Number of Farms	177	Cotton: Lbs.: Production in 480 Lb. Bales	4,590	858	8,200	27
Total Land in Farms: Acres	65,649	Peanuts: Lbs.	*	*	*	*
Average Farm Size: Acres	371	Soybeans: Bu.	25,700	39	997,000	23
Harvested Cropland: Acres	45,858	Sweet Potatoes: Cwt.	*	*	*	*
Average Age of Farmers	55.5	Wheat: Bu.	3,250	45	145,000	43
Average Value of Farm & Buildings	\$266,134,000					
Average Market Value of Machinery & Equipment	\$40,410,000					
Average Total Farm Production Expense	\$868,674					
		Livestock			Number	Rank
		Broilers Produced (2021)			13,000,000	21
		Cattle, All (Jan. 1, 2022)			800	84
		Beef Cows (Jan. 1, 2022)			500	82
		Milk Cows (Jan. 1, 2022)			*	*
		Hogs and Pigs (Dec. 1, 2021)			220,000	10
		Layers (Dec. 1, 2021)			*	*
		Turkeys Raised (2021)			365,000	14
		Cash Receipts - 2021			Dollars	Rank
		Livestock, Dairy, and Poultry			149,859,418	19
Crops			35,008,762	42		
Government Payments			4,381,021	31		
Total			189,249,201	21		

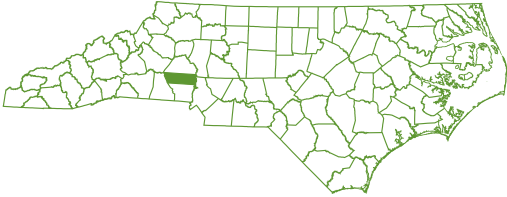
LEE COUNTY

Census of Agriculture - 2017		Crops - 2021	Acres Harvested	Yield	Production	Rank
Total Acres in County	163,168	Corn for Grain: Bu.	*	*	*	*
Number of Farms	250	Cotton: Lbs.: Production in 480 Lb. Bales	*	*	*	*
Total Land in Farms: Acres	35,170	Peanuts: Lbs.	*	*	*	*
Average Farm Size: Acres	141	Soybeans: Bu.	3,980	35	139,000	66
Harvested Cropland: Acres	16,005	Sweet Potatoes: Cwt.	*	*	*	*
Average Age of Farmers	58.1	Wheat: Bu.	1,250	49	61,400	63
Average Value of Farm & Buildings	\$202,714,000					
Average Market Value of Machinery & Equipment	\$27,122,000					
Average Total Farm Production Expense	\$164,406					
		Livestock		Number	Rank	
		Broilers Produced (2021)		8,500,000	32	
		Cattle, All (Jan. 1, 2022)		3,300	55	
		Beef Cows (Jan. 1, 2022)		2,000	53	
		Milk Cows (Jan. 1, 2022)		*	*	
		Hogs and Pigs (Dec. 1, 2021)		*	*	
		Layers (Dec. 1, 2021)		*	*	
		Turkeys Raised (2021)		*	*	
		Cash Receipts - 2021		Dollars	Rank	
		Livestock, Dairy, and Poultry		41,905,232	43	
Crops		12,231,789	75			
Government Payments		1,509,810	65			
Total		55,646,831	61			

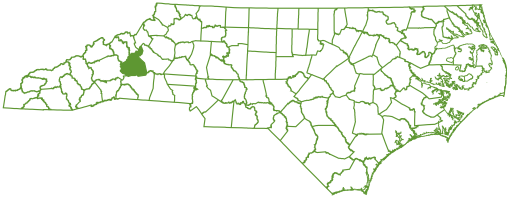
LENOIR COUNTY

Census of Agriculture - 2017		Crops - 2021	Acres Harvested	Yield	Production	Rank
Total Acres in County	255,858	Corn for Grain: Bu.	25,800	151	3,888,000	9
Number of Farms	386	Cotton: Lbs.: Production in 480 Lb. Bales	5,370	1,037	11,600	20
Total Land in Farms: Acres	113,708	Peanuts: Lbs.	*	*	*	*
Average Farm Size: Acres	295	Soybeans: Bu.	34,400	39	1,345,000	20
Harvested Cropland: Acres	82,568	Sweet Potatoes: Cwt.	3,800	180	678,000	10
Average Age of Farmers	57.8	Wheat: Bu.	4,710	40	186,000	32
Average Value of Farm & Buildings	\$452,590,000					
Average Market Value of Machinery & Equipment	\$98,833,000					
Average Total Farm Production Expense	\$594,615					
		Livestock		Number	Rank	
		Broilers Produced (2021)		9,350,000	28	
		Cattle, All (Jan. 1, 2022)		3,700	53	
		Beef Cows (Jan. 1, 2022)		*	*	
		Milk Cows (Jan. 1, 2022)		*	*	
		Hogs and Pigs (Dec. 1, 2021)		225,000	9	
		Layers (Dec. 1, 2021)		135,000	21	
		Turkeys Raised (2021)		1,450,000	7	
		Cash Receipts - 2021		Dollars	Rank	
		Livestock, Dairy, and Poultry		175,661,469	14	
Crops		82,607,428	14			
Government Payments		8,060,987	17			
Total		266,329,884	12			

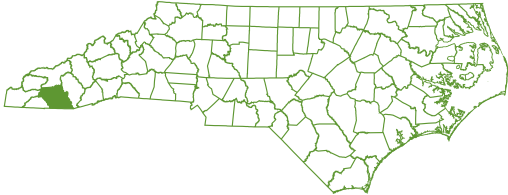
LINCOLN COUNTY

Census of Agriculture - 2017		Crops - 2021	Acres Harvested	Yield	Production	Rank
Total Acres in County	190,683	Corn for Grain: Bu.	1,300	125	162,000	74
Number of Farms	614	Cotton: Lbs.: Production in 480 Lb. Bales	*	*	*	*
Total Land in Farms: Acres	54,080	Peanuts: Lbs.	*	*	*	*
Average Farm Size: Acres	88	Soybeans: Bu.	7,200	32	233,000	61
Harvested Cropland: Acres	25,985	Sweet Potatoes: Cwt.	*	*	*	*
Average Age of Farmers	57.5	Wheat: Bu.	3,810	68	259,000	27
Average Value of Farm & Buildings	\$309,944,000					
Average Market Value of Machinery & Equipment	\$37,167,000					
Average Total Farm Production Expense	\$66,964					
		Livestock		Number	Rank	
		Broilers Produced (2021)		7,200,000	37	
		Cattle, All (Jan. 1, 2022)		16,100	15	
		Beef Cows (Jan. 1, 2022)		4,800	28	
		Milk Cows (Jan. 1, 2022)		2,800	3	
		Hogs and Pigs (Dec. 1, 2021)		*	*	
		Layers (Dec. 1, 2021)		4,000	53	
		Turkeys Raised (2021)		*	*	
		Cash Receipts - 2021		Dollars	Rank	
		Livestock, Dairy, and Poultry		50,820,026	40	
Crops		9,633,181	81			
Government Payments		1,665,338	59			
Total		62,118,545	54			

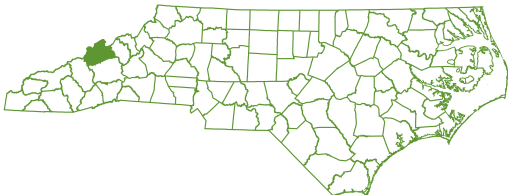
MCDOWELL COUNTY

Census of Agriculture - 2017		Crops - 2021	Acres Harvested	Yield	Production	Rank
Total Acres in County	282,219	Corn for Grain: Bu.	*	*	*	*
Number of Farms	333	Cotton: Lbs.: Production in 480 Lb. Bales	*	*	*	*
Total Land in Farms: Acres	22,997	Peanuts: Lbs.	*	*	*	*
Average Farm Size: Acres	69	Soybeans: Bu.	*	*	*	*
Harvested Cropland: Acres	4,945	Sweet Potatoes: Cwt.	*	*	*	*
Average Age of Farmers	58.3	Wheat: Bu.	*	*	*	*
Average Value of Farm & Buildings	\$120,908,000					
Average Market Value of Machinery & Equipment	\$21,266,000					
Average Total Farm Production Expense	\$53,187					
		Livestock		Number	Rank	
		Broilers Produced (2021)		1,900,000	51	
		Cattle, All (Jan. 1, 2022)		3,100	58	
		Beef Cows (Jan. 1, 2022)		1,400	62	
		Milk Cows (Jan. 1, 2022)		300	25	
		Hogs and Pigs (Dec. 1, 2021)		*	*	
		Layers (Dec. 1, 2021)		18,000	45	
		Turkeys Raised (2021)		*	*	
		Cash Receipts - 2021		Dollars	Rank	
		Livestock, Dairy, and Poultry		11,912,728	65	
Crops		21,545,451	56			
Government Payments		880,249	81			
Total		34,338,428	72			

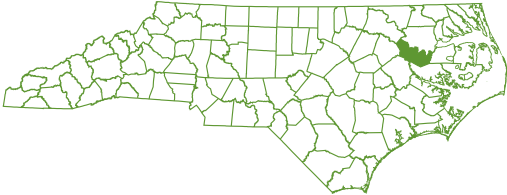
MACON COUNTY

Census of Agriculture - 2017		Crops - 2021	Acres Harvested	Yield	Production	Rank
Total Acres in County	329,964	Corn for Grain: Bu.	*	*	*	*
Number of Farms	340	Cotton: Lbs.: Production in 480 Lb. Bales	*	*	*	*
Total Land in Farms: Acres	19,775	Peanuts: Lbs.	*	*	*	*
Average Farm Size: Acres	58	Soybeans: Bu.	*	*	*	*
Harvested Cropland: Acres	3,708	Sweet Potatoes: Cwt.	*	*	*	*
Average Age of Farmers	59.8	Wheat: Bu.	*	*	*	*
Average Value of Farm & Buildings	\$157,524,000					
Average Market Value of Machinery & Equipment	\$14,446,000					
Average Total Farm Production Expense	\$18,874					
		Livestock		Number	Rank	
		Broilers Produced (2021)		1,700	66	
		Cattle, All (Jan. 1, 2022)		3,200	56	
		Beef Cows (Jan. 1, 2022)		2,000	53	
		Milk Cows (Jan. 1, 2022)		*	*	
		Hogs and Pigs (Dec. 1, 2021)		*	*	
		Layers (Dec. 1, 2021)		2,000	63	
		Turkeys Raised (2021)		*	*	
		Cash Receipts - 2021		Dollars	Rank	
		Livestock, Dairy, and Poultry		6,786,370	75	
Crops		2,323,762	95			
Government Payments		414,935	91			
Total		9,525,067	93			

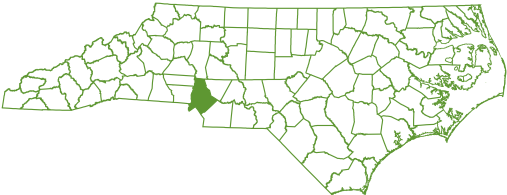
MADISON COUNTY

Census of Agriculture - 2017		Crops - 2021	Acres Harvested	Yield	Production	Rank
Total Acres in County	287,629	Corn for Grain: Bu.	230	152	35,000	91
Number of Farms	639	Cotton: Lbs.: Production in 480 Lb. Bales	*	*	*	*
Total Land in Farms: Acres	56,761	Peanuts: Lbs.	*	*	*	*
Average Farm Size: Acres	89	Soybeans: Bu.	*	*	*	*
Harvested Cropland: Acres	7,310	Sweet Potatoes: Cwt.	*	*	*	*
Average Age of Farmers	57.7	Wheat: Bu.	*	*	*	*
Average Value of Farm & Buildings	\$281,451,000					
Average Market Value of Machinery & Equipment	\$22,310,000					
Average Total Farm Production Expense	\$14,424					
		Livestock		Number	Rank	
		Broilers Produced (2021)		4,500	63	
		Cattle, All (Jan. 1, 2022)		6,200	45	
		Beef Cows (Jan. 1, 2022)		3,600	39	
		Milk Cows (Jan. 1, 2022)		*	*	
		Hogs and Pigs (Dec. 1, 2021)		*	*	
		Layers (Dec. 1, 2021)		3,300	57	
		Turkeys Raised (2021)		*	*	
		Cash Receipts - 2021		Dollars	Rank	
		Livestock, Dairy, and Poultry		2,683,256	84	
Crops		3,603,696	93			
Government Payments		14,093,030	2			
Total		20,379,982	85			

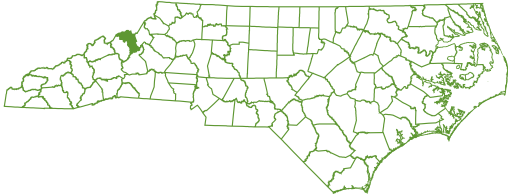
MARTIN COUNTY

Census of Agriculture - 2017		Crops - 2021	Acres Harvested	Yield	Production	Rank	
Total Acres in County	295,152	Corn for Grain: Bu.	6,850	123	840,000	48	
Number of Farms	332	Cotton: Lbs.: Production in 480 Lb. Bales	29,100	924	56,000	4	
Total Land in Farms: Acres	140,980	Peanuts: Lbs.	9,320	4,510	42,030,000	2	
Average Farm Size: Acres	425	Soybeans: Bu.	22,600	39	879,000	29	
Harvested Cropland: Acres	97,775	Sweet Potatoes: Cwt.	1,900	110	206,000	15	
Average Age of Farmers	58.8	Wheat: Bu.	2,510	45	113,000	52	
Average Value of Farm & Buildings	\$377,579,000						
Average Market Value of Machinery & Equipment	\$68,630,000						
Average Total Farm Production Expense	\$229,476						
		Livestock			Number	Rank	
		Broilers Produced (2021)			2,100,000	50	
		Cattle, All (Jan. 1, 2022)			1,500	77	
		Beef Cows (Jan. 1, 2022)			*	*	
		Milk Cows (Jan. 1, 2022)			*	*	
		Hogs and Pigs (Dec. 1, 2021)			*	*	
		Layers (Dec. 1, 2021)			*	*	
		Turkeys Raised (2021)			*	*	
		Cash Receipts - 2021				Dollars	Rank
		Livestock, Dairy, and Poultry				16,700,909	61
Crops				64,632,655	23		
Government Payments				863,376	82		
Total				82,196,940	46		

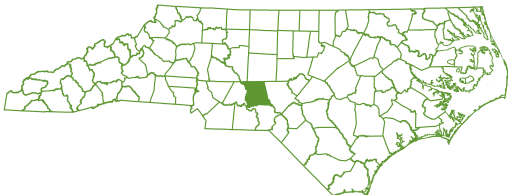
MECKLENBURG COUNTY

Census of Agriculture - 2017		Crops - 2021	Acres Harvested	Yield	Production	Rank	
Total Acres in County	335,216	Corn for Grain: Bu.	*	*	*	*	
Number of Farms	216	Cotton: Lbs.: Production in 480 Lb. Bales	*	*	*	*	
Total Land in Farms: Acres	11,674	Peanuts: Lbs.	*	*	*	*	
Average Farm Size: Acres	54	Soybeans: Bu.	*	*	*	*	
Harvested Cropland: Acres	5,421	Sweet Potatoes: Cwt.	*	*	*	*	
Average Age of Farmers	60.4	Wheat: Bu.	*	*	*	*	
Average Value of Farm & Buildings	\$400,280,000						
Average Market Value of Machinery & Equipment	\$39,530,000						
Average Total Farm Production Expense	*						
		Livestock			Number	Rank	
		Broilers Produced (2021)			*	*	
		Cattle, All (Jan. 1, 2022)			1,900	67	
		Beef Cows (Jan. 1, 2022)			*	*	
		Milk Cows (Jan. 1, 2022)			*	*	
		Hogs and Pigs (Dec. 1, 2021)			*	*	
		Layers (Dec. 1, 2021)			1,300	69	
		Turkeys Raised (2021)			*	*	
		Cash Receipts - 2021				Dollars	Rank
		Livestock, Dairy, and Poultry				2,991,039	83
Crops				197,211,891	1		
Government Payments				941,034	80		
Total				201,143,964	18		

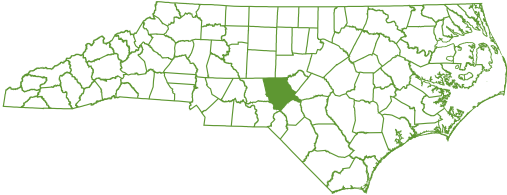
MITCHELL COUNTY

Census of Agriculture - 2017		Crops - 2021	Acres Harvested	Yield	Production	Rank
Total Acres in County	141,718	Corn for Grain: Bu.	*	*	*	*
Number of Farms	250	Cotton: Lbs.: Production in 480 Lb. Bales	*	*	*	*
Total Land in Farms: Acres	14,802	Peanuts: Lbs.	*	*	*	*
Average Farm Size: Acres	59	Soybeans: Bu.	*	*	*	*
Harvested Cropland: Acres	2,360	Sweet Potatoes: Cwt.	*	*	*	*
Average Age of Farmers	57	Wheat: Bu.	*	*	*	*
Average Value of Farm & Buildings	\$86,078,000					
Average Market Value of Machinery & Equipment	\$12,511,000					
Average Total Farm Production Expense	\$14,591					
		Livestock		Number	Rank	
		Broilers Produced (2021)		*	*	
		Cattle, All (Jan. 1, 2022)		1,600	72	
		Beef Cows (Jan. 1, 2022)		1,000	68	
		Milk Cows (Jan. 1, 2022)		*	*	
		Hogs and Pigs (Dec. 1, 2021)		*	*	
		Layers (Dec. 1, 2021)		*	*	
		Turkeys Raised (2021)		*	*	
		Cash Receipts - 2021		Dollars	Rank	
		Livestock, Dairy, and Poultry		653,348	95	
Crops		1,866,818	98			
Government Payments		92,802	100			
Total		2,612,968	98			

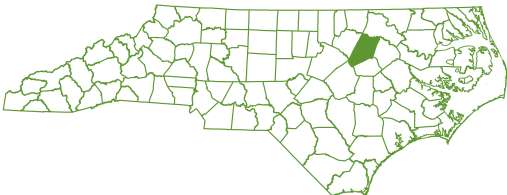
MONTGOMERY COUNTY

Census of Agriculture - 2017		Crops - 2021	Acres Harvested	Yield	Production	Rank
Total Acres in County	314,730	Corn for Grain: Bu.	*	*	*	*
Number of Farms	240	Cotton: Lbs.: Production in 480 Lb. Bales	*	*	*	*
Total Land in Farms: Acres	33,521	Peanuts: Lbs.	*	*	*	*
Average Farm Size: Acres	140	Soybeans: Bu.	770	37	28,700	82
Harvested Cropland: Acres	8,367	Sweet Potatoes: Cwt.	*	*	*	*
Average Age of Farmers	57.2	Wheat: Bu.	*	*	*	*
Average Value of Farm & Buildings	\$158,986,000					
Average Market Value of Machinery & Equipment	\$26,419,000					
Average Total Farm Production Expense	\$391,532					
		Livestock		Number	Rank	
		Broilers Produced (2021)		27,900,000	13	
		Cattle, All (Jan. 1, 2022)		6,600	41	
		Beef Cows (Jan. 1, 2022)		3,300	43	
		Milk Cows (Jan. 1, 2022)		*	*	
		Hogs and Pigs (Dec. 1, 2021)		*	*	
		Layers (Dec. 1, 2021)		120,000	24	
		Turkeys Raised (2021)		*	*	
		Cash Receipts - 2021		Dollars	Rank	
		Livestock, Dairy, and Poultry		134,014,802	22	
Crops		1,040,508	76			
Government Payments		2,190,637	64			
Total		144,282,988	33			

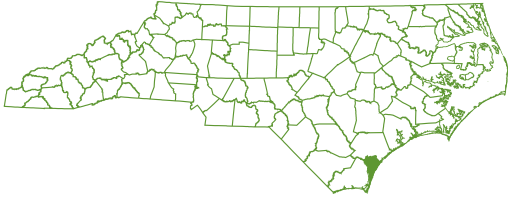
MOORE COUNTY

Census of Agriculture - 2017		Crops - 2021	Acres Harvested	Yield	Production	Rank
Total Acres in County	446,491	Corn for Grain: Bu.	3,000	130	390,000	61
Number of Farms	733	Cotton: Lbs.: Production in 480 Lb. Bales	*	*	*	*
Total Land in Farms: Acres	89,375	Peanuts: Lbs.	*	*	*	*
Average Farm Size: Acres	122	Soybeans: Bu.	3,490	30	103,000	70
Harvested Cropland: Acres	17,909	Sweet Potatoes: Cwt.	190	120	22,400	29
Average Age of Farmers	57.8	Wheat: Bu.	1,270	42	53,100	67
Average Value of Farm & Buildings	\$455,909,000					
Average Market Value of Machinery & Equipment	\$60,168,000					
Average Total Farm Production Expense	\$140,566					
		Livestock		Number	Rank	
		Broilers Produced (2021)		31,300,000	11	
		Cattle, All (Jan. 1, 2022)		11,000	28	
		Beef Cows (Jan. 1, 2022)		*	*	
		Milk Cows (Jan. 1, 2022)		*	*	
		Hogs and Pigs (Dec. 1, 2021)		*	*	
		Layers (Dec. 1, 2021)		37,000	41	
		Turkeys Raised (2021)		*	*	
		Cash Receipts - 2021		Dollars	Rank	
		Livestock, Dairy, and Poultry		153,935,081	17	
Crops		16,946,199	64			
Government Payments		966,823	78			
Total		171,848,103	27			

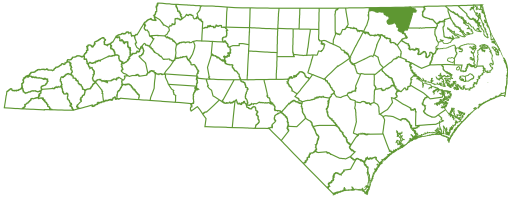
NASH COUNTY

Census of Agriculture - 2017		Crops - 2021	Acres Harvested	Yield	Production	Rank
Total Acres in County	345,751	Corn for Grain: Bu.	6,050	139	838,000	49
Number of Farms	425	Cotton: Lbs.: Production in 480 Lb. Bales	5,860	983	12,000	19
Total Land in Farms: Acres	129,478	Peanuts: Lbs.	*	*	*	*
Average Farm Size: Acres	305	Soybeans: Bu.	26,600	36	966,000	24
Harvested Cropland: Acres	85,870	Sweet Potatoes: Cwt.	9,700	165	1,612,000	4
Average Age of Farmers	57.7	Wheat: Bu.	3,270	53	174,000	35
Average Value of Farm & Buildings	\$599,074,000					
Average Market Value of Machinery & Equipment	\$105,305,000					
Average Total Farm Production Expense	\$357,619					
		Livestock		Number	Rank	
		Broilers Produced (2021)		7,250,000	36	
		Cattle, All (Jan. 1, 2022)		6,300	43	
		Beef Cows (Jan. 1, 2022)		2,900	47	
		Milk Cows (Jan. 1, 2022)		*	*	
		Hogs and Pigs (Dec. 1, 2021)		51,000	23	
		Layers (Dec. 1, 2021)		320,000	15	
		Turkeys Raised (2021)		*	*	
		Cash Receipts - 2021		Dollars	Rank	
		Livestock, Dairy, and Poultry		63,057,690	36	
Crops		99,926,027	10			
Government Payments		11,416,666	9			
Total		174,400,383	26			

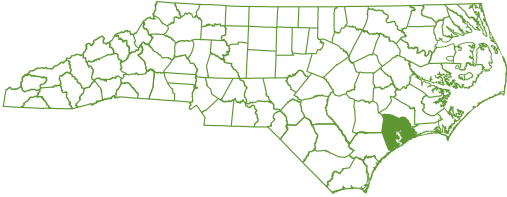
NEW HANOVER COUNTY

Census of Agriculture - 2017		Crops - 2021	Acres Harvested	Yield	Production	Rank
Total Acres in County	122,569	Corn for Grain: Bu.	*	*	*	*
Number of Farms	59	Cotton: Lbs.: Production in 480 Lb. Bales	*	*	*	*
Total Land in Farms: Acres	879	Peanuts: Lbs.	*	*	*	*
Average Farm Size: Acres	15	Soybeans: Bu.	*	*	*	*
Harvested Cropland: Acres	183	Sweet Potatoes: Cwt.	*	*	*	*
Average Age of Farmers	53.8	Wheat: Bu.	*	*	*	*
Average Value of Farm & Buildings	\$29,921,000					
Average Market Value of Machinery & Equipment	\$6,278,000					
Average Total Farm Production Expense	\$130,886					
		Livestock		Number	Rank	
		Broilers Produced (2021)		*	*	
		Cattle, All (Jan. 1, 2022)		*	*	
		Beef Cows (Jan. 1, 2022)		*	*	
		Milk Cows (Jan. 1, 2022)		*	*	
		Hogs and Pigs (Dec. 1, 2021)		*	*	
		Layers (Dec. 1, 2021)		*	*	
		Turkeys Raised (2021)		*	*	
		Cash Receipts - 2021		Dollars	Rank	
		Livestock, Dairy, and Poultry		140,392	98	
Crops		6,596,730	88			
Government Payments		202,970	96			
Total		6,940,092	95			

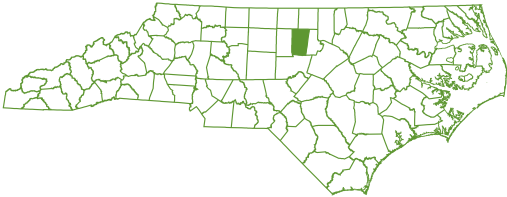
NORTHAMPTON COUNTY

Census of Agriculture - 2017		Crops - 2021	Acres Harvested	Yield	Production	Rank
Total Acres in County	343,409	Corn for Grain: Bu.	14,400	155	2,232,000	22
Number of Farms	272	Cotton: Lbs.: Production in 480 Lb. Bales	30,600	1,120	71,400	2
Total Land in Farms: Acres	170,170	Peanuts: Lbs.	7,930	4,743	37,610,000	3
Average Farm Size: Acres	626	Soybeans: Bu.	33,800	45	1,518,000	15
Harvested Cropland: Acres	101,343	Sweet Potatoes: Cwt.	*	*	*	*
Average Age of Farmers	59.4	Wheat: Bu.	*	*	*	*
Average Value of Farm & Buildings	\$475,899,000					
Average Market Value of Machinery & Equipment	\$63,960,000					
Average Total Farm Production Expense	\$319,322					
		Livestock		Number	Rank	
		Broilers Produced (2021)		8,750,000	30	
		Cattle, All (Jan. 1, 2022)		1,600	72	
		Beef Cows (Jan. 1, 2022)		900	72	
		Milk Cows (Jan. 1, 2022)		*	*	
		Hogs and Pigs (Dec. 1, 2021)		100,000	15	
		Layers (Dec. 1, 2021)		*	*	
		Turkeys Raised (2021)		*	*	
		Cash Receipts - 2021		Dollars	Rank	
		Livestock, Dairy, and Poultry		76,682,517	32	
Crops		69,551,628	21			
Government Payments		25,389,672	7			
Total		158,431,628	28			

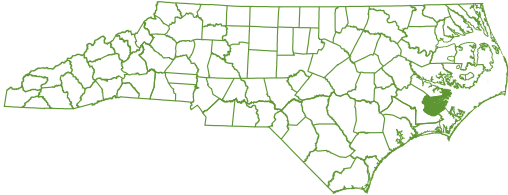
ON SLOW COUNTY

Census of Agriculture - 2017		Crops - 2021	Acres Harvested	Yield	Production	Rank
Total Acres in County	489,752	Corn for Grain: Bu.	11,000	138	1,518,000	32
Number of Farms	340	Cotton: Lbs.: Production in 480 Lb. Bales	*	*	*	*
Total Land in Farms: Acres	52,473	Peanuts: Lbs.	*	*	*	*
Average Farm Size: Acres	154	Soybeans: Bu.	14,000	39	542,000	40
Harvested Cropland: Acres	29,784	Sweet Potatoes: Cwt.	*	*	*	*
Average Age of Farmers	58.3	Wheat: Bu.	1,880	50	94,400	57
Average Value of Farm & Buildings	\$329,716,000					
Average Market Value of Machinery & Equipment	\$31,951,000					
Average Total Farm Production Expense	\$317,837					
		Livestock		Number	Rank	
		Broilers Produced (2021)		3,100,000	48	
		Cattle, All (Jan. 1, 2022)		2,100	66	
		Beef Cows (Jan. 1, 2022)		1,400	62	
		Milk Cows (Jan. 1, 2022)		*	*	
		Hogs and Pigs (Dec. 1, 2021)		145,000	12	
		Layers (Dec. 1, 2021)		3,500	55	
		Turkeys Raised (2021)		1,800,000	5	
		Cash Receipts - 2021		Dollars	Rank	
		Livestock, Dairy, and Poultry		125,431,181	24	
Crops		26,280,865	48			
Government Payments		3,482,932	37			
Total		155,194,978	30			

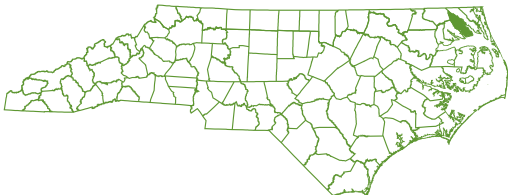
ORANGE COUNTY

Census of Agriculture - 2017		Crops - 2021	Acres Harvested	Yield	Production	Rank
Total Acres in County	254,461	Corn for Grain: Bu.	3,000	171	513,000	56
Number of Farms	686	Cotton: Lbs.: Production in 480 Lb. Bales	*	*	*	*
Total Land in Farms: Acres	69,908	Peanuts: Lbs.	*	*	*	*
Average Farm Size: Acres	102	Soybeans: Bu.	3,170	45	144,000	65
Harvested Cropland: Acres	25,012	Sweet Potatoes: Cwt.	*	*	*	*
Average Age of Farmers	57.5	Wheat: Bu.	1,300	65	84,100	59
Average Value of Farm & Buildings	\$467,376,000					
Average Market Value of Machinery & Equipment	\$46,984,000					
Average Total Farm Production Expense	\$50,122					
		Livestock		Number	Rank	
		Broilers Produced (2021)		4,900	62	
		Cattle, All (Jan. 1, 2022)		10,700	30	
		Beef Cows (Jan. 1, 2022)		5,100	27	
		Milk Cows (Jan. 1, 2022)		500	22	
		Hogs and Pigs (Dec. 1, 2021)		*	*	
		Layers (Dec. 1, 2021)		180,000	18	
		Turkeys Raised (2021)		*	*	
		Cash Receipts - 2021		Dollars	Rank	
		Livestock, Dairy, and Poultry		16,622,826	62	
Crops		21,134,515	58			
Government Payments		1,643,164	61			
Total		39,400,505	69			

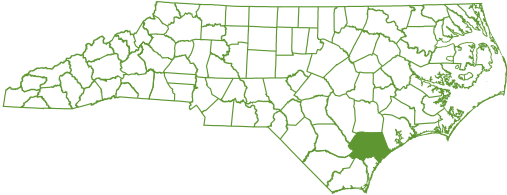
PAMLICO COUNTY

Census of Agriculture - 2017		Crops - 2021	Acres Harvested	Yield	Production	Rank
Total Acres in County	215,643	Corn for Grain: Bu.	12,000	148	1,778,000	27
Number of Farms	100	Cotton: Lbs.: Production in 480 Lb. Bales	*	*	*	*
Total Land in Farms: Acres	43,262	Peanuts: Lbs.	*	*	*	*
Average Farm Size: Acres	433	Soybeans: Bu.	19,800	49	964,000	25
Harvested Cropland: Acres	36,022	Sweet Potatoes: Cwt.	*	*	*	*
Average Age of Farmers	56.6	Wheat: Bu.	*	*	*	*
Average Value of Farm & Buildings	\$157,996,000					
Average Market Value of Machinery & Equipment	\$26,679,000					
Average Total Farm Production Expense	\$191,069					
		Livestock		Number	Rank	
		Broilers Produced (2021)		*	*	
		Cattle, All (Jan. 1, 2022)		100	98	
		Beef Cows (Jan. 1, 2022)		*	*	
		Milk Cows (Jan. 1, 2022)		*	*	
		Hogs and Pigs (Dec. 1, 2021)		*	*	
		Layers (Dec. 1, 2021)		*	*	
		Turkeys Raised (2021)		*	*	
		Cash Receipts - 2021		Dollars	Rank	
		Livestock, Dairy, and Poultry		523,024	96	
Crops		22,817,107	52			
Government Payments		2,247,982	49			
Total		25,588,113	82			

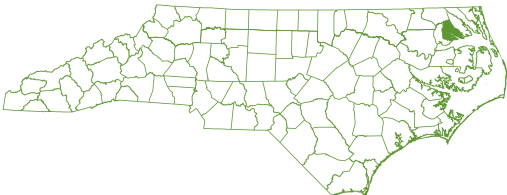
PASQUOTANK COUNTY

Census of Agriculture - 2017		Crops - 2021	Acres Harvested	Yield	Production	Rank
Total Acres in County	145,203	Corn for Grain: Bu.	19,200	172	3,300,000	13
Number of Farms	126	Cotton: Lbs.: Production in 480 Lb. Bales	*	*	*	*
Total Land in Farms: Acres	72,174	Peanuts: Lbs.	*	*	*	*
Average Farm Size: Acres	573	Soybeans: Bu.	48,800	52	2,533,000	4
Harvested Cropland: Acres	68,559	Sweet Potatoes: Cwt.	*	*	*	*
Average Age of Farmers	56.1	Wheat: Bu.	*	*	*	*
Average Value of Farm & Buildings	\$287,539,000					
Average Market Value of Machinery & Equipment	\$43,662,000					
Average Total Farm Production Expense	\$327,601					
		Livestock		Number	Rank	
		Broilers Produced (2021)		*	*	
		Cattle, All (Jan. 1, 2022)		300	93	
		Beef Cows (Jan. 1, 2022)		200	90	
		Milk Cows (Jan. 1, 2022)		*	*	
		Hogs and Pigs (Dec. 1, 2021)		*	*	
		Layers (Dec. 1, 2021)		*	*	
		Turkeys Raised (2021)		*	*	
		Cash Receipts - 2021		Dollars	Rank	
		Livestock, Dairy, and Poultry		347,326	97	
Crops		63,937,153	24			
Government Payments		4,592,143	29			
Total		68,876,622	51			

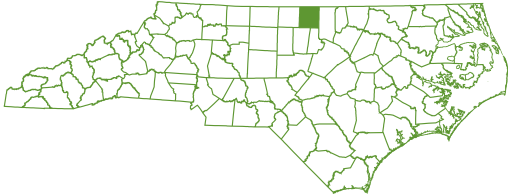
PENDER COUNTY

Census of Agriculture - 2017		Crops - 2021		Acres Harvested	Yield	Production	Rank
Total Acres in County	556,656	Corn for Grain: Bu.	15,500	152	2,353,000	20	
Number of Farms	336	Cotton: Lbs.: Production in 480 Lb. Bales	*	*	*	*	
Total Land in Farms: Acres	64,484	Peanuts: Lbs.	*	*	*	*	
Average Farm Size: Acres	192	Soybeans: Bu.	15,600	43	666,000	37	
Harvested Cropland: Acres	31,410	Sweet Potatoes: Cwt.	*	*	*	*	
Average Age of Farmers	57.9	Wheat: Bu.	3,580	62	223,000	29	
Average Value of Farm & Buildings	\$344,929,000						
Average Market Value of Machinery & Equipment	\$33,239,000						
Average Total Farm Production Expense	\$395,269						
		Livestock				Number	Rank
		Broilers Produced (2021)				9,150,000	29
		Cattle, All (Jan. 1, 2022)				2,900	61
		Beef Cows (Jan. 1, 2022)				1,600	59
		Milk Cows (Jan. 1, 2022)				*	*
		Hogs and Pigs (Dec. 1, 2021)				270,000	7
		Layers (Dec. 1, 2021)				*	*
		Turkeys Raised (2021)				230,000	16
		Cash Receipts - 2021				Dollars	Rank
		Livestock, Dairy, and Poultry				150,921,667	18
Crops				46,331,221	32		
Government Payments				3,821,703	35		
Total				201,074,591	19		

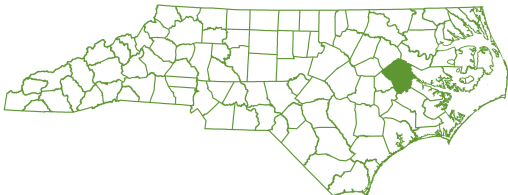
PERQUIMANS COUNTY

Census of Agriculture - 2017		Crops - 2021		Acres Harvested	Yield	Production	Rank
Total Acres in County	158,159	Corn for Grain: Bu.	15,400	153	2,359,000	19	
Number of Farms	149	Cotton: Lbs.: Production in 480 Lb. Bales	8,600	1,211	21,700	11	
Total Land in Farms: Acres	80,322	Peanuts: Lbs.	1,090	4,817	5,250,000	23	
Average Farm Size: Acres	539	Soybeans: Bu.	44,100	47	2,073,000	7	
Harvested Cropland: Acres	73,020	Sweet Potatoes: Cwt.	*	*	*	*	
Average Age of Farmers	58.9	Wheat: Bu.	*	*	*	*	
Average Value of Farm & Buildings	\$285,977,000						
Average Market Value of Machinery & Equipment	\$44,748,000						
Average Total Farm Production Expense	\$350,921						
		Livestock				Number	Rank
		Broilers Produced (2021)				7,750,000	35
		Cattle, All (Jan. 1, 2022)				700	85
		Beef Cows (Jan. 1, 2022)				400	84
		Milk Cows (Jan. 1, 2022)				*	*
		Hogs and Pigs (Dec. 1, 2021)				*	*
		Layers (Dec. 1, 2021)				*	*
		Turkeys Raised (2021)				*	*
		Cash Receipts - 2021				Dollars	Rank
		Livestock, Dairy, and Poultry				36,770,768	46
Crops				55,325,741	26		
Government Payments				4,767,594	27		
Total				96,864,103	41		

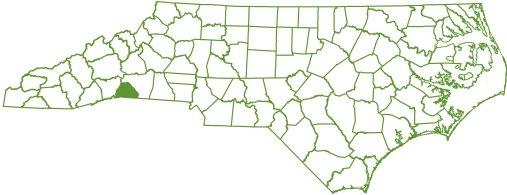
PERSON COUNTY

Census of Agriculture - 2017		Crops - 2021	Acres Harvested	Yield	Production	Rank
Total Acres in County	251,069	Corn for Grain: Bu.	3,630	136	495,000	57
Number of Farms	393	Cotton: Lbs.: Production in 480 Lb. Bales	*	*	*	*
Total Land in Farms: Acres	82,194	Peanuts: Lbs.	*	*	*	*
Average Farm Size: Acres	209	Soybeans: Bu.	13,100	33	426,000	47
Harvested Cropland: Acres	36,385	Sweet Potatoes: Cwt.	*	*	*	*
Average Age of Farmers	54.7	Wheat: Bu.	6,360	46	294,000	24
Average Value of Farm & Buildings	\$310,527,000					
Average Market Value of Machinery & Equipment	\$42,060,000					
Average Total Farm Production Expense	\$87,435					
		Livestock		Number	Rank	
		Broilers Produced (2021)		*	*	
		Cattle, All (Jan. 1, 2022)		7,100	38	
		Beef Cows (Jan. 1, 2022)		*	*	
		Milk Cows (Jan. 1, 2022)		*	*	
		Hogs and Pigs (Dec. 1, 2021)		2,500	44	
		Layers (Dec. 1, 2021)		1,300	69	
		Turkeys Raised (2021)		*	*	
		Cash Receipts - 2021		Dollars	Rank	
		Livestock, Dairy, and Poultry		4,424,684	79	
Crops		29,374,040	46			
Government Payments		3,305,484	38			
Total		37,104,208	70			

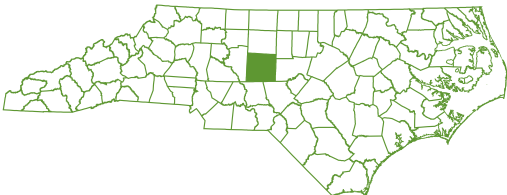
PITT COUNTY

Census of Agriculture - 2017		Crops - 2021	Acres Harvested	Yield	Production	Rank
Total Acres in County	417,012	Corn for Grain: Bu.	19,900	131	2,603,000	16
Number of Farms	478	Cotton: Lbs.: Production in 480 Lb. Bales	14,500	930	28,100	8
Total Land in Farms: Acres	186,412	Peanuts: Lbs.	7,240	4,291	31,070,000	6
Average Farm Size: Acres	390	Soybeans: Bu.	59,400	36	2,132,000	6
Harvested Cropland: Acres	135,203	Sweet Potatoes: Cwt.	*	*	*	*
Average Age of Farmers	56	Wheat: Bu.	9,780	40	391,000	14
Average Value of Farm & Buildings	\$716,751,000					
Average Market Value of Machinery & Equipment	\$87,525,000					
Average Total Farm Production Expense	\$393,282					
		Livestock		Number	Rank	
		Broilers Produced (2021)		17,900,000	19	
		Cattle, All (Jan. 1, 2022)		2,500	64	
		Beef Cows (Jan. 1, 2022)		*	*	
		Milk Cows (Jan. 1, 2022)		*	*	
		Hogs and Pigs (Dec. 1, 2021)		240,000	8	
		Layers (Dec. 1, 2021)		1,100	74	
		Turkeys Raised (2021)		*	*	
		Cash Receipts - 2021		Dollars	Rank	
		Livestock, Dairy, and Poultry		177,746,258	13	
Crops		91,728,634	12			
Government Payments		11,402,568	10			
Total		280,877,460	10			

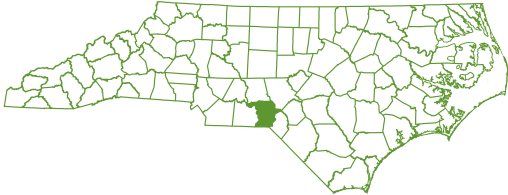
POLK COUNTY

Census of Agriculture - 2017		Crops - 2021	Acres Harvested	Yield	Production	Rank
Total Acres in County	152,222	Corn for Grain: Bu.	*	*	*	*
Number of Farms	281	Cotton: Lbs.: Production in 480 Lb. Bales	*	*	*	*
Total Land in Farms: Acres	29,102	Peanuts: Lbs.	*	*	*	*
Average Farm Size: Acres	104	Soybeans: Bu.	*	*	*	*
Harvested Cropland: Acres	5,487	Sweet Potatoes: Cwt.	*	*	*	*
Average Age of Farmers	57.7	Wheat: Bu.	*	*	*	*
Average Value of Farm & Buildings	\$187,473,000		*	*	*	*
Average Market Value of Machinery & Equipment	\$14,179,000		*	*	*	*
Average Total Farm Production Expense	\$37,856					
		Livestock		Number	Rank	
		Broilers Produced (2021)		*	*	
		Cattle, All (Jan. 1, 2022)		3,100	58	
		Beef Cows (Jan. 1, 2022)		1,800	58	
		Milk Cows (Jan. 1, 2022)		100	31	
		Hogs and Pigs (Dec. 1, 2021)		*	*	
		Layers (Dec. 1, 2021)		1,800	66	
		Turkeys Raised (2021)		*	*	
		Cash Receipts - 2021		Dollars	Rank	
		Livestock, Dairy, and Poultry		3,893,818	80	
Crops		5,871,455	90			
Government Payments		345,171	93			
Total		10,110,444	90			

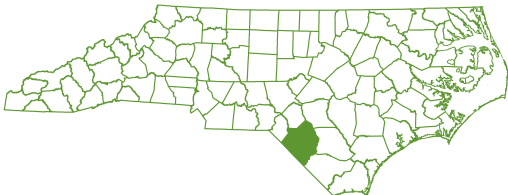
RANDOLPH COUNTY

Census of Agriculture - 2017		Crops - 2021	Acres Harvested	Yield	Production	Rank
Total Acres in County	503,162	Corn for Grain: Bu.	6,000	150	899,000	44
Number of Farms	1,368	Cotton: Lbs.: Production in 480 Lb. Bales	*	*	*	*
Total Land in Farms: Acres	147,781	Peanuts: Lbs.	*	*	*	*
Average Farm Size: Acres	108	Soybeans: Bu.	10,600	38	403,000	49
Harvested Cropland: Acres	54,527	Sweet Potatoes: Cwt.	*	*	*	*
Average Age of Farmers	57.2	Wheat: Bu.	3,160	57	181,000	33
Average Value of Farm & Buildings	\$746,579,000					
Average Market Value of Machinery & Equipment	\$105,354,000					
Average Total Farm Production Expense	\$138,251					
		Livestock		Number	Rank	
		Broilers Produced (2021)		40,900,000	7	
		Cattle, All (Jan. 1, 2022)		42,000	2	
		Beef Cows (Jan. 1, 2022)		16,200	1	
		Milk Cows (Jan. 1, 2022)		6,700	2	
		Hogs and Pigs (Dec. 1, 2021)		8,000	41	
		Layers (Dec. 1, 2021)		700,000	5	
		Turkeys Raised (2021)		*	*	
		Cash Receipts - 2021		Dollars	Rank	
		Livestock, Dairy, and Poultry		251,740,687	9	
Crops		22,137,298	54			
Government Payments		3,287,082	40			
Total		277,165,067	11			

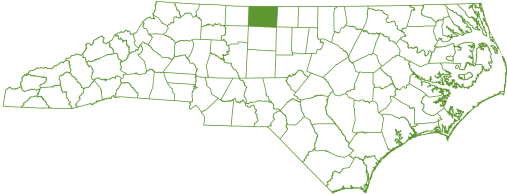
RICHMOND COUNTY

Census of Agriculture - 2017		Crops - 2021	Acres Harvested	Yield	Production	Rank
Total Acres in County	302,998	Corn for Grain: Bu.	*	*	*	*
Number of Farms	237	Cotton: Lbs.: Production in 480 Lb. Bales	*	*	*	*
Total Land in Farms: Acres	59,173	Peanuts: Lbs.	*	*	*	*
Average Farm Size: Acres	250	Soybeans: Bu.	*	*	*	*
Harvested Cropland: Acres	15,232	Sweet Potatoes: Cwt.	*	*	*	*
Average Age of Farmers	57.2	Wheat: Bu.	*	*	*	*
Average Value of Farm & Buildings	\$258,300,000					
Average Market Value of Machinery & Equipment	\$27,248,000					
Average Total Farm Production Expense	\$498,009					
		Livestock		Number	Rank	
		Broilers Produced (2021)		37,200,000	9	
		Cattle, All (Jan. 1, 2022)		2,800	62	
		Beef Cows (Jan. 1, 2022)		1,500	60	
		Milk Cows (Jan. 1, 2022)		*	*	
		Hogs and Pigs (Dec. 1, 2021)		55,000	22	
		Layers (Dec. 1, 2021)		*	*	
		Turkeys Raised (2021)		*	*	
		Cash Receipts - 2021		Dollars	Rank	
		Livestock, Dairy, and Poultry		187,037,369	12	
Crops		8,391,957	84			
Government Payments		541,952	86			
Total		195,971,278	20			

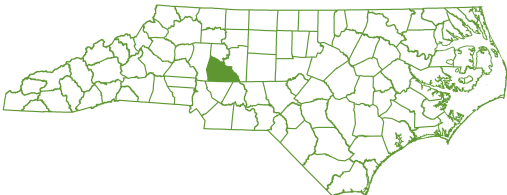
ROBESON COUNTY

Census of Agriculture - 2017		Crops - 2021	Acres Harvested	Yield	Production	Rank
Total Acres in County	607,208	Corn for Grain: Bu.	64,200	139	8,936,000	1
Number of Farms	722	Cotton: Lbs.: Production in 480 Lb. Bales	8,780	842	15,400	16
Total Land in Farms: Acres	263,740	Peanuts: Lbs.	2,280	4,009	9,140,000	19
Average Farm Size: Acres	365	Soybeans: Bu.	82,300	32	2,667,000	3
Harvested Cropland: Acres	192,147	Sweet Potatoes: Cwt.	*	*	*	*
Average Age of Farmers	58.5	Wheat: Bu.	24,800	49	1,209,000	2
Average Value of Farm & Buildings	\$874,418,000					
Average Market Value of Machinery & Equipment	\$131,881,000					
Average Total Farm Production Expense	\$370,646					
		Livestock		Number	Rank	
		Broilers Produced (2021)		44,400,000	6	
		Cattle, All (Jan. 1, 2022)		5,500	46	
		Beef Cows (Jan. 1, 2022)		3,500	40	
		Milk Cows (Jan. 1, 2022)		*	*	
		Hogs and Pigs (Dec. 1, 2021)		345,000	4	
		Layers (Dec. 1, 2021)		2,100	61	
		Turkeys Raised (2021)		*	*	
		Cash Receipts - 2021		Dollars	Rank	
		Livestock, Dairy, and Poultry		331,845,743	5	
Crops		110,867,820	7			
Government Payments		13,298,367	4			
Total		456,011,930	5			


ROCKINGHAM COUNTY

Census of Agriculture - 2017		Crops - 2021	Acres Harvested	Yield	Production	Rank
Total Acres in County	361,953	Corn for Grain: Bu.	2,750	147	405,000	60
Number of Farms	844	Cotton: Lbs.: Production in 480 Lb. Bales	*	*	*	*
Total Land in Farms: Acres	124,613	Peanuts: Lbs.	*	*	*	*
Average Farm Size: Acres	148	Soybeans: Bu.	8,580	38	329,000	53
Harvested Cropland: Acres	32,925	Sweet Potatoes: Cwt.	*	*	*	*
Average Age of Farmers	58	Wheat: Bu.	*	*	*	*
Average Value of Farm & Buildings	\$482,657,000					
Average Market Value of Machinery & Equipment	\$58,896,000					
Average Total Farm Production Expense	\$42,844					
		Livestock		Number	Rank	
		Broilers Produced (2021)		*	*	
		Cattle, All (Jan. 1, 2022)		12,600	24	
		Beef Cows (Jan. 1, 2022)		5,600	25	
		Milk Cows (Jan. 1, 2022)		300	25	
		Hogs and Pigs (Dec. 1, 2021)		*	*	
		Layers (Dec. 1, 2021)		*	*	
		Turkeys Raised (2021)		*	*	
		Cash Receipts - 2021		Dollars	Rank	
		Livestock, Dairy, and Poultry		8,828,725	71	
Crops		21,995,482	55			
Government Payments		2,265,939	48			
Total		33,090,146	74			

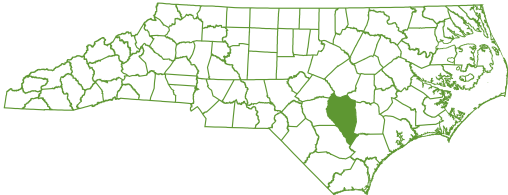
ROWAN COUNTY

Census of Agriculture - 2017		Crops - 2021	Acres Harvested	Yield	Production	Rank
Total Acres in County	327,141	Corn for Grain: Bu.	10,700	151	1,610,000	30
Number of Farms	925	Cotton: Lbs.: Production in 480 Lb. Bales	*	*	*	*
Total Land in Farms: Acres	118,914	Peanuts: Lbs.	*	*	*	*
Average Farm Size: Acres	129	Soybeans: Bu.	20,900	43	888,000	28
Harvested Cropland: Acres	60,433	Sweet Potatoes: Cwt.	*	*	*	*
Average Age of Farmers	57.1	Wheat: Bu.	4,900	68	333,000	20
Average Value of Farm & Buildings	\$695,620,000					
Average Market Value of Machinery & Equipment	\$96,084,000					
Average Total Farm Production Expense	\$75,540					
		Livestock		Number	Rank	
		Broilers Produced (2021)		3,800,000	43	
		Cattle, All (Jan. 1, 2022)		21,000	8	
		Beef Cows (Jan. 1, 2022)		8,600	10	
		Milk Cows (Jan. 1, 2022)		1,200	5	
		Hogs and Pigs (Dec. 1, 2021)		*	*	
		Layers (Dec. 1, 2021)		65,000	33	
		Turkeys Raised (2021)		*	*	
		Cash Receipts - 2021		Dollars	Rank	
		Livestock, Dairy, and Poultry		35,545,287	48	
Crops		52,066,404	27			
Government Payments		3,622,727	36			
Total		91,234,418	43			

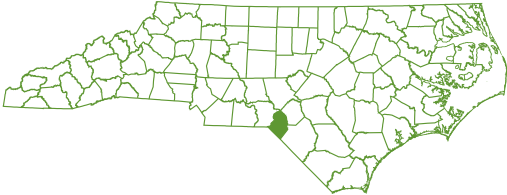
RUTHERFORD COUNTY

Census of Agriculture - 2017		Crops - 2021	Acres Harvested	Yield	Production	Rank
Total Acres in County	361,034	Corn for Grain: Bu.	940	128	119,900	80
Number of Farms	620	Cotton: Lbs.: Production in 480 Lb. Bales	*	*	*	*
Total Land in Farms: Acres	59,921	Peanuts: Lbs.	*	*	*	*
Average Farm Size: Acres	97	Soybeans: Bu.	1,240	42	51,800	75
Harvested Cropland: Acres	13,115	Sweet Potatoes: Cwt.	*	*	*	*
Average Age of Farmers	58.6	Wheat: Bu.	*	*	*	*
Average Value of Farm & Buildings	\$286,514,000					
Average Market Value of Machinery & Equipment	\$29,448,000					
Average Total Farm Production Expense	\$52,102					
		Livestock		Number	Rank	
		Broilers Produced (2021)		9,600,000	27	
		Cattle, All (Jan. 1, 2022)		7,900	36	
		Beef Cows (Jan. 1, 2022)		4,500	32	
		Milk Cows (Jan. 1, 2022)		*	*	
		Hogs and Pigs (Dec. 1, 2021)		*	*	
		Layers (Dec. 1, 2021)		68,000	32	
		Turkeys Raised (2021)		*	*	
		Cash Receipts - 2021		Dollars	Rank	
		Livestock, Dairy, and Poultry		48,031,362	42	
Crops		3,536,172	94			
Government Payments		529,102	88			
Total		52,096,636	64			


SAMPSON COUNTY

Census of Agriculture - 2017		Crops - 2021	Acres Harvested	Yield	Production	Rank
Total Acres in County	604,599	Corn for Grain: Bu.	31,500	151	4,760,000	8
Number of Farms	960	Cotton: Lbs.: Production in 480 Lb. Bales	13,300	614	17,000	14
Total Land in Farms: Acres	301,248	Peanuts: Lbs.	*	*	*	*
Average Farm Size: Acres	314	Soybeans: Bu.	58,500	33	1,913,000	8
Harvested Cropland: Acres	177,866	Sweet Potatoes: Cwt.	16,100	170	2,738,000	1
Average Age of Farmers	57.2	Wheat: Bu.	10,800	48	521,000	7
Average Value of Farm & Buildings	\$1,473,352,000					
Average Market Value of Machinery & Equipment	\$258,705,000					
Average Total Farm Production Expense	\$939,242					
		Livestock		Number	Rank	
		Broilers Produced (2021)		40,400,000	8	
		Cattle, All (Jan. 1, 2022)		21,500	6	
		Beef Cows (Jan. 1, 2022)		*	*	
		Milk Cows (Jan. 1, 2022)		*	*	
		Hogs and Pigs (Dec. 1, 2021)		1,750,000	2	
		Layers (Dec. 1, 2021)		355,000	12	
		Turkeys Raised (2021)		7,150,000	1	
		Cash Receipts - 2021		Dollars	Rank	
		Livestock, Dairy, and Poultry		1,070,543,369	2	
Crops		183,201,745	2			
Government Payments		21,683,837	1			
Total		1,275,428,951	2			

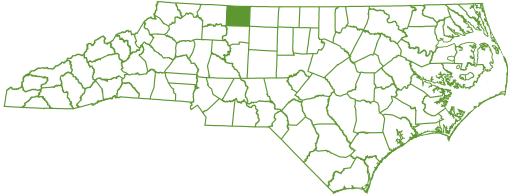
SCOTLAND COUNTY

Census of Agriculture - 2017		Crops - 2021	Acres Harvested	Yield	Production	Rank
Total Acres in County	204,293	Corn for Grain: Bu.	8,830	121	1,064,000	41
Number of Farms	108	Cotton: Lbs.: Production in 480 Lb. Bales	*	*	*	*
Total Land in Farms: Acres	54,853	Peanuts: Lbs.	*	*	*	*
Average Farm Size: Acres	508	Soybeans: Bu.	8,850	29	258,000	57
Harvested Cropland: Acres	27,421	Sweet Potatoes: Cwt.	*	*	*	*
Average Age of Farmers	58.8	Wheat: Bu.	3,700	37	138,000	45
Average Value of Farm & Buildings	\$197,464,000					
Average Market Value of Machinery & Equipment	\$21,201,000					
Average Total Farm Production Expense	\$692,762					
		Livestock			Number	Rank
		Broilers Produced (2021)			21,900,000	17
		Cattle, All (Jan. 1, 2022)			900	82
		Beef Cows (Jan. 1, 2022)			500	82
		Milk Cows (Jan. 1, 2022)			*	*
		Hogs and Pigs (Dec. 1, 2021)			*	*
		Layers (Dec. 1, 2021)			*	*
		Turkeys Raised (2021)			*	*
		Cash Receipts - 2021			Dollars	Rank
		Livestock, Dairy, and Poultry			135,418,210	21
Crops			15,627,378	69		
Government Payments			1,756,928	54		
Total			152,802,516	31		

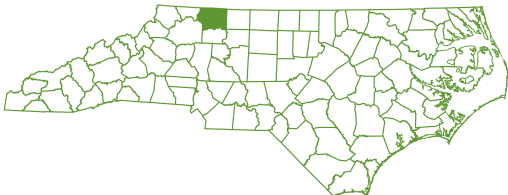
STANLY COUNTY

Census of Agriculture - 2017		Crops - 2021	Acres Harvested	Yield	Production	Rank
Total Acres in County	252,836	Corn for Grain: Bu.	13,200	143	1,886,000	26
Number of Farms	672	Cotton: Lbs.: Production in 480 Lb. Bales	7,050	1,226	18,000	13
Total Land in Farms: Acres	95,867	Peanuts: Lbs.	*	*	*	*
Average Farm Size: Acres	143	Soybeans: Bu.	20,000	40	790,000	34
Harvested Cropland: Acres	49,883	Sweet Potatoes: Cwt.	*	*	*	*
Average Age of Farmers	57.9	Wheat: Bu.	7,620	63	476,000	10
Average Value of Farm & Buildings	\$440,879,000					
Average Market Value of Machinery & Equipment	\$61,414,000					
Average Total Farm Production Expense	\$95,460					
		Livestock			Number	Rank
		Broilers Produced (2021)			8,550,000	31
		Cattle, All (Jan. 1, 2022)			15,000	17
		Beef Cows (Jan. 1, 2022)			8,100	12
		Milk Cows (Jan. 1, 2022)			300	25
		Hogs and Pigs (Dec. 1, 2021)			*	*
		Layers (Dec. 1, 2021)			*	*
		Turkeys Raised (2021)			735,000	10
		Cash Receipts - 2021			Dollars	Rank
		Livestock, Dairy, and Poultry			69,847,509	33
Crops			33,603,085	44		
Government Payments			3,852,561	34		
Total			107,303,155	40		

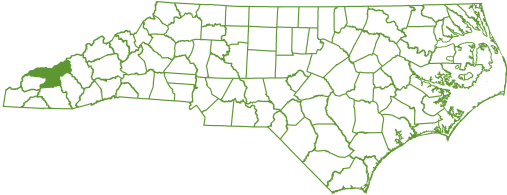
STOKES COUNTY

Census of Agriculture - 2017		Crops - 2021	Acres Harvested	Yield	Production	Rank
Total Acres in County	287,269	Corn for Grain: Bu.	1,950	151	294,000	62
Number of Farms	856	Cotton: Lbs.: Production in 480 Lb. Bales	*	*	*	*
Total Land in Farms: Acres	92,904	Peanuts: Lbs.	*	*	*	*
Average Farm Size: Acres	109	Soybeans: Bu.	2,100	39	80,900	73
Harvested Cropland: Acres	23,730	Sweet Potatoes: Cwt.	*	*	*	*
Average Age of Farmers	59.4	Wheat: Bu.	160	54	8,700	78
Average Value of Farm & Buildings	\$379,435,000					
Average Market Value of Machinery & Equipment	\$51,975,000					
Average Total Farm Production Expense	\$42,709					
		Livestock		Number	Rank	
		Broilers Produced (2021)		4,200,000	42	
		Cattle, All (Jan. 1, 2022)		11,900	26	
		Beef Cows (Jan. 1, 2022)		*	*	
		Milk Cows (Jan. 1, 2022)		*	*	
		Hogs and Pigs (Dec. 1, 2021)		*	*	
		Layers (Dec. 1, 2021)		125,000	23	
		Turkeys Raised (2021)		*	*	
		Cash Receipts - 2021		Dollars	Rank	
		Livestock, Dairy, and Poultry		27,356,686	53	
Crops		11,791,724	78			
Government Payments		972,395	77			
Total		40,120,805	68			

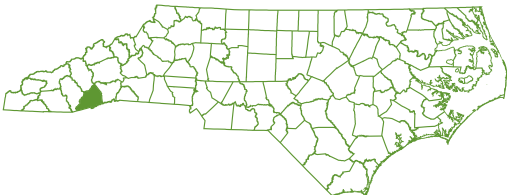
SURRY COUNTY

Census of Agriculture - 2017		Crops - 2021	Acres Harvested	Yield	Production	Rank
Total Acres in County	340,586	Corn for Grain: Bu.	12,400	163	2,025,000	23
Number of Farms	1,064	Cotton: Lbs.: Production in 480 Lb. Bales	*	*	*	*
Total Land in Farms: Acres	152,452	Peanuts: Lbs.	*	*	*	*
Average Farm Size: Acres	143	Soybeans: Bu.	10,200	47	480,000	45
Harvested Cropland: Acres	57,966	Sweet Potatoes: Cwt.	*	*	*	*
Average Age of Farmers	58.2	Wheat: Bu.	2,240	71	160,000	40
Average Value of Farm & Buildings	\$681,583,000					
Average Market Value of Machinery & Equipment	\$102,649,000					
Average Total Farm Production Expense	\$149,714					
		Livestock		Number	Rank	
		Broilers Produced (2021)		35,000,000	10	
		Cattle, All (Jan. 1, 2022)		26,000	5	
		Beef Cows (Jan. 1, 2022)		11,700	5	
		Milk Cows (Jan. 1, 2022)		100	31	
		Hogs and Pigs (Dec. 1, 2021)		*	*	
		Layers (Dec. 1, 2021)		680,000	6	
		Turkeys Raised (2021)		*	*	
		Cash Receipts - 2021		Dollars	Rank	
		Livestock, Dairy, and Poultry		191,278,581	11	
Crops		44,186,347	35			
Government Payments		2,659,219	46			
Total		238,124,147	14			

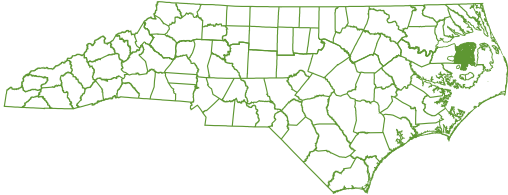
SWAIN COUNTY

Census of Agriculture - 2017		Crops - 2021	Acres Harvested	Yield	Production	Rank
Total Acres in County	337,978	Corn for Grain: Bu.	*	*	*	*
Number of Farms	99	Cotton: Lbs.: Production in 480 Lb. Bales	*	*	*	*
Total Land in Farms: Acres	10,131	Peanuts: Lbs.	*	*	*	*
Average Farm Size: Acres	102	Soybeans: Bu.	*	*	*	*
Harvested Cropland: Acres	859	Sweet Potatoes: Cwt.	*	*	*	*
Average Age of Farmers	58.4	Wheat: Bu.	*	*	*	*
Average Value of Farm & Buildings	\$37,061,000					
Average Market Value of Machinery & Equipment	\$4,337,000					
Average Total Farm Production Expense	\$20,565					
		Livestock		Number	Rank	
		Broilers Produced (2021)		*	*	
		Cattle, All (Jan. 1, 2022)		500	88	
		Beef Cows (Jan. 1, 2022)		300	85	
		Milk Cows (Jan. 1, 2022)		*	*	
		Hogs and Pigs (Dec. 1, 2021)		*	*	
		Layers (Dec. 1, 2021)		*	*	
		Turkeys Raised (2021)		*	*	
		Cash Receipts - 2021		Dollars	Rank	
		Livestock, Dairy, and Poultry		680,434	94	
Crops		675,410	100			
Government Payments		109,569	99			
Total		1,465,413	100			

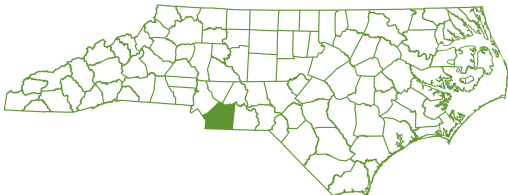
TRANSYLVANIA COUNTY

Census of Agriculture - 2017		Crops - 2021	Acres Harvested	Yield	Production	Rank
Total Acres in County	242,162	Corn for Grain: Bu.	1,360	157	213,000	71
Number of Farms	215	Cotton: Lbs.: Production in 480 Lb. Bales	*	*	*	*
Total Land in Farms: Acres	14,684	Peanuts: Lbs.	*	*	*	*
Average Farm Size: Acres	68	Soybeans: Bu.	*	*	*	*
Harvested Cropland: Acres	3,858	Sweet Potatoes: Cwt.	*	*	*	*
Average Age of Farmers	58.3	Wheat: Bu.	*	*	*	*
Average Value of Farm & Buildings	\$113,588,000					
Average Market Value of Machinery & Equipment	\$12,594,000					
Average Total Farm Production Expense	*					
		Livestock		Number	Rank	
		Broilers Produced (2021)		1,700	66	
		Cattle, All (Jan. 1, 2022)		1,600	72	
		Beef Cows (Jan. 1, 2022)		1,000	68	
		Milk Cows (Jan. 1, 2022)		*	*	
		Hogs and Pigs (Dec. 1, 2021)		*	*	
		Layers (Dec. 1, 2021)		1,200	72	
		Turkeys Raised (2021)		*	*	
		Cash Receipts - 2021		Dollars	Rank	
		Livestock, Dairy, and Poultry		5,375,596	77	
Crops		23,139,903	51			
Government Payments		189,140	97			
Total		28,704,639	78			

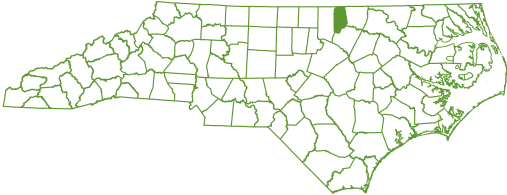
TYRRELL COUNTY

Census of Agriculture - 2017		Crops - 2021	Acres Harvested	Yield	Production	Rank
Total Acres in County	248,980	Corn for Grain: Bu.	21,000	177	3,717,000	10
Number of Farms	68	Cotton: Lbs.: Production in 480 Lb. Bales	*	*	*	*
Total Land in Farms: Acres	52,946	Peanuts: Lbs.	*	*	*	*
Average Farm Size: Acres	779	Soybeans: Bu.	34,400	51	1,751,000	13
Harvested Cropland: Acres	50,232	Sweet Potatoes: Cwt.	*	*	*	*
Average Age of Farmers	58.2	Wheat: Bu.	7,600	66	502,000	8
Average Value of Farm & Buildings	\$219,623,000					
Average Market Value of Machinery & Equipment	\$29,696,000					
Average Total Farm Production Expense	\$384,297					
		Livestock		Number	Rank	
		Broilers Produced (2021)		*	*	
		Cattle, All (Jan. 1, 2022)		400	89	
		Beef Cows (Jan. 1, 2022)		300	85	
		Milk Cows (Jan. 1, 2022)		*	*	
		Hogs and Pigs (Dec. 1, 2021)		*	*	
		Layers (Dec. 1, 2021)		*	*	
		Turkeys Raised (2021)		*	*	
		Cash Receipts - 2021		Dollars	Rank	
		Livestock, Dairy, and Poultry		10,744,891	66	
Crops		47,949,852	31			
Government Payments		2,766,972	45			
Total		61,461,715	55			

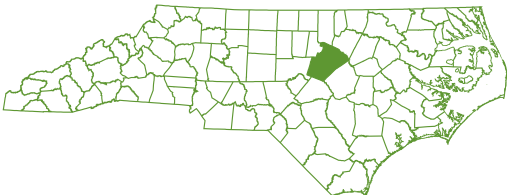
UNION COUNTY

Census of Agriculture - 2017		Crops - 2021	Acres Harvested	Yield	Production	Rank
Total Acres in County	404,160	Corn for Grain: Bu.	30,800	155	4,771,000	7
Number of Farms	957	Cotton: Lbs.: Production in 480 Lb. Bales	*	*	*	*
Total Land in Farms: Acres	186,626	Peanuts: Lbs.	*	*	*	*
Average Farm Size: Acres	195	Soybeans: Bu.	58,900	46	2,678,000	2
Harvested Cropland: Acres	135,514	Sweet Potatoes: Cwt.	*	*	*	*
Average Age of Farmers	58	Wheat: Bu.	*	*	*	*
Average Value of Farm & Buildings	\$995,762,000					
Average Market Value of Machinery & Equipment	\$125,351,000					
Average Total Farm Production Expense	\$326,678					
		Livestock		Number	Rank	
		Broilers Produced (2021)		53,100,000	4	
		Cattle, All (Jan. 1, 2022)		19,500	10	
		Beef Cows (Jan. 1, 2022)		10,900	8	
		Milk Cows (Jan. 1, 2022)		100	31	
		Hogs and Pigs (Dec. 1, 2021)		*	*	
		Layers (Dec. 1, 2021)		*	*	
		Turkeys Raised (2021)		3,900,000	3	
		Cash Receipts - 2021		Dollars	Rank	
		Livestock, Dairy, and Poultry		426,537,955	4	
Crops		103,027,881	9			
Government Payments		7,602,358	13			
Total		537,168,194	3			

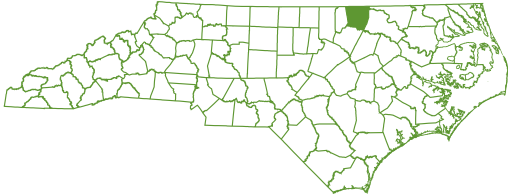
VANCE COUNTY

Census of Agriculture - 2017		Crops - 2021	Acres Harvested	Yield	Production	Rank
Total Acres in County	162,248	Corn for Grain: Bu.	*	*	*	*
Number of Farms	238	Cotton: Lbs.: Production in 480 Lb. Bales	*	*	*	*
Total Land in Farms: Acres	66,157	Peanuts: Lbs.	*	*	*	*
Average Farm Size: Acres	278	Soybeans: Bu.	6,970	36	248,000	58
Harvested Cropland: Acres	14,498	Sweet Potatoes: Cwt.	*	*	*	*
Average Age of Farmers	60.7	Wheat: Bu.	1,510	43	65,500	62
Average Value of Farm & Buildings	\$197,034,000					
Average Market Value of Machinery & Equipment	\$27,154,000					
Average Total Farm Production Expense	\$69,511					
		Livestock		Number	Rank	
		Broilers Produced (2021)		*	*	
		Cattle, All (Jan. 1, 2022)		2,800	62	
		Beef Cows (Jan. 1, 2022)		1,400	62	
		Milk Cows (Jan. 1, 2022)		*	*	
		Hogs and Pigs (Dec. 1, 2021)		*	*	
		Layers (Dec. 1, 2021)		1,300	69	
		Turkeys Raised (2021)		*	*	
		Cash Receipts - 2021		Dollars	Rank	
		Livestock, Dairy, and Poultry		1,126,321	89	
Crops		12,039,487	76			
Government Payments		1,194,155	72			
Total		14,359,963	88			

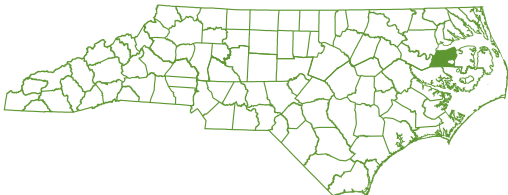
WAKE COUNTY

Census of Agriculture - 2017		Crops - 2021	Acres Harvested	Yield	Production	Rank
Total Acres in County	532,415	Corn for Grain: Bu.	1,130	124	140,100	77
Number of Farms	691	Cotton: Lbs.: Production in 480 Lb. Bales	*	*	*	*
Total Land in Farms: Acres	77,008	Peanuts: Lbs.	*	*	*	*
Average Farm Size: Acres	111	Soybeans: Bu.	11,900	29	342,000	52
Harvested Cropland: Acres	36,851	Sweet Potatoes: Cwt.	580	125	72,700	24
Average Age of Farmers	57.7	Wheat: Bu.	1,850	48	89,500	58
Average Value of Farm & Buildings	\$897,744,000					
Average Market Value of Machinery & Equipment	\$57,245,000					
Average Total Farm Production Expense	\$83,213					
		Livestock		Number	Rank	
		Broilers Produced (2021)		24,000	59	
		Cattle, All (Jan. 1, 2022)		4,300	51	
		Beef Cows (Jan. 1, 2022)		2,000	53	
		Milk Cows (Jan. 1, 2022)		400	23	
		Hogs and Pigs (Dec. 1, 2021)		*	*	
		Layers (Dec. 1, 2021)		9,700	51	
		Turkeys Raised (2021)		3,000	23	
		Cash Receipts - 2021		Dollars	Rank	
		Livestock, Dairy, and Poultry		8,728,805	72	
Crops		51,484,648	28			
Government Payments		1,985,610	52			
Total		62,199,063	53			

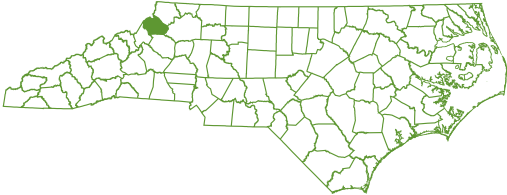
WARREN COUNTY

Census of Agriculture - 2017		Crops - 2021	Acres Harvested	Yield	Production	Rank
Total Acres in County	274,207	Corn for Grain: Bu.	2,020	138	278,000	64
Number of Farms	267	Cotton: Lbs.: Production in 480 Lb. Bales	*	*	*	*
Total Land in Farms: Acres	60,778	Peanuts: Lbs.	*	*	*	*
Average Farm Size: Acres	228	Soybeans: Bu.	10,300	36	368,000	51
Harvested Cropland: Acres	20,314	Sweet Potatoes: Cwt.	*	*	*	*
Average Age of Farmers	59.1	Wheat: Bu.	2,990	49	147,000	42
Average Value of Farm & Buildings	\$176,793,000					
Average Market Value of Machinery & Equipment	\$21,008,000					
Average Total Farm Production Expense	\$139,482					
		Livestock		Number	Rank	
		Broilers Produced (2021)		*	*	
		Cattle, All (Jan. 1, 2022)		6,700	39	
		Beef Cows (Jan. 1, 2022)		3,900	37	
		Milk Cows (Jan. 1, 2022)		*	*	
		Hogs and Pigs (Dec. 1, 2021)		18,000	36	
		Layers (Dec. 1, 2021)		12,800	49	
		Turkeys Raised (2021)		*	*	
		Cash Receipts - 2021		Dollars	Rank	
		Livestock, Dairy, and Poultry		9,742,992	70	
Crops		14,097,705	72			
Government Payments		1,859,643	53			
Total		25,700,340	81			

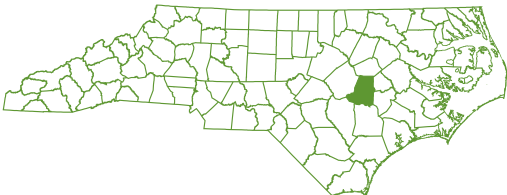
WASHINGTON COUNTY

Census of Agriculture - 2017		Crops - 2021	Acres Harvested	Yield	Production	Rank
Total Acres in County	222,843	Corn for Grain: Bu.	32,600	152	4,960,000	6
Number of Farms	141	Cotton: Lbs.: Production in 480 Lb. Bales	*	*	*	*
Total Land in Farms: Acres	79,680	Peanuts: Lbs.	1,490	4,691	6,990,000	22
Average Farm Size: Acres	565	Soybeans: Bu.	44,100	51	2,249,000	5
Harvested Cropland: Acres	67,996	Sweet Potatoes: Cwt.	*	*	*	*
Average Age of Farmers	57.7	Wheat: Bu.	*	*	*	*
Average Value of Farm & Buildings	\$292,285,000					
Average Market Value of Machinery & Equipment	\$50,516,000					
Average Total Farm Production Expense	\$303,637					
		Livestock		Number	Rank	
		Broilers Produced (2021)		*	*	
		Cattle, All (Jan. 1, 2022)		700	85	
		Beef Cows (Jan. 1, 2022)		200	90	
		Milk Cows (Jan. 1, 2022)		*	*	
		Hogs and Pigs (Dec. 1, 2021)		*	*	
		Layers (Dec. 1, 2021)		*	*	
		Turkeys Raised (2021)		*	*	
		Cash Receipts - 2021		Dollars	Rank	
		Livestock, Dairy, and Poultry		22,081,600	57	
Crops		69,684,821	20			
Government Payments		4,849,574	25			
Total		96,615,995	42			

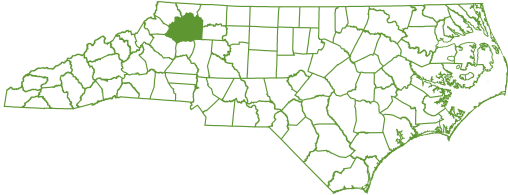
WATAUGA COUNTY

Census of Agriculture - 2017		Crops - 2021	Acres Harvested	Yield	Production	Rank
Total Acres in County	199,388	Corn for Grain: Bu.	*	*	*	*
Number of Farms	520	Cotton: Lbs.: Production in 480 Lb. Bales	*	*	*	*
Total Land in Farms: Acres	49,614	Peanuts: Lbs.	*	*	*	*
Average Farm Size: Acres	95	Soybeans: Bu.	*	*	*	*
Harvested Cropland: Acres	11,971	Sweet Potatoes: Cwt.	*	*	*	*
Average Age of Farmers	59.7	Wheat: Bu.	*	*	*	*
Average Value of Farm & Buildings	\$319,442,000					
Average Market Value of Machinery & Equipment	\$30,273,000					
Average Total Farm Production Expense	\$28,355					
		Livestock		Number	Rank	
		Broilers Produced (2021)		*	*	
		Cattle, All (Jan. 1, 2022)		13,000	23	
		Beef Cows (Jan. 1, 2022)		*	*	
		Milk Cows (Jan. 1, 2022)		*	*	
		Hogs and Pigs (Dec. 1, 2021)		*	*	
		Layers (Dec. 1, 2021)		2,900	58	
		Turkeys Raised (2021)		*	*	
		Cash Receipts - 2021		Dollars	Rank	
		Livestock, Dairy, and Poultry		5,708,090	76	
Crops		7,333,175	86			
Government Payments		855,711	83			
Total		13,896,976	89			

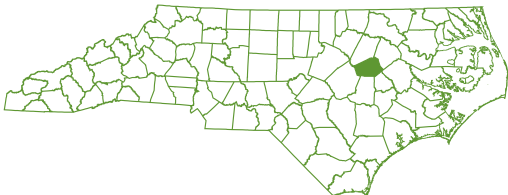
WAYNE COUNTY

Census of Agriculture - 2017		Crops - 2021	Acres Harvested	Yield	Production	Rank
Total Acres in County	353,730	Corn for Grain: Bu.	24,200	151	3,658,000	11
Number of Farms	551	Cotton: Lbs.: Production in 480 Lb. Bales	7,320	813	12,400	18
Total Land in Farms: Acres	165,345	Peanuts: Lbs.	5,450	4,202	22,900,000	9
Average Farm Size: Acres	300	Soybeans: Bu.	54,200	33	1,762,000	12
Harvested Cropland: Acres	123,617	Sweet Potatoes: Cwt.	8,080	165	1,349,000	6
Average Age of Farmers	57.1	Wheat: Bu.	13,900	50	694,000	4
Average Value of Farm & Buildings	\$825,006,000					
Average Market Value of Machinery & Equipment	\$122,433,000					
Average Total Farm Production Expense	\$713,388					
		Livestock		Number	Rank	
		Broilers Produced (2021)		11,500,000	23	
		Cattle, All (Jan. 1, 2022)		8,500	35	
		Beef Cows (Jan. 1, 2022)		*	*	
		Milk Cows (Jan. 1, 2022)		*	*	
		Hogs and Pigs (Dec. 1, 2021)		325,000	6	
		Layers (Dec. 1, 2021)		*	*	
		Turkeys Raised (2021)		4,800,000	2	
		Cash Receipts - 2021		Dollars	Rank	
		Livestock, Dairy, and Poultry		330,005,563	7	
Crops		103,298,365	8			
Government Payments		10,898,701	12			
Total		444,202,629	6			

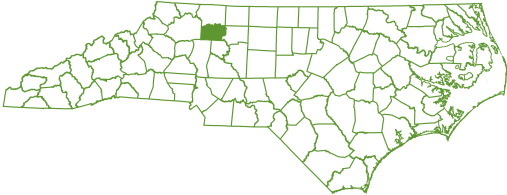
WILKES COUNTY

Census of Agriculture - 2017		Crops - 2021	Acres Harvested	Yield	Production	Rank
Total Acres in County	483,420	Corn for Grain: Bu.	5,500	159	874,000	47
Number of Farms	932	Cotton: Lbs.: Production in 480 Lb. Bales	*	*	*	*
Total Land in Farms: Acres	106,710	Peanuts: Lbs.	*	*	*	*
Average Farm Size: Acres	114	Soybeans: Bu.	1,500	55	82,800	72
Harvested Cropland: Acres	34,798	Sweet Potatoes: Cwt.	*	*	*	*
Average Age of Farmers	58.2	Wheat: Bu.	*	*	*	*
Average Value of Farm & Buildings	\$546,781,000					
Average Market Value of Machinery & Equipment	\$99,358,000					
Average Total Farm Production Expense	\$232,213					
		Livestock		Number	Rank	
		Broilers Produced (2021)		67,800,000	2	
		Cattle, All (Jan. 1, 2022)		30,500	4	
		Beef Cows (Jan. 1, 2022)		13,800	3	
		Milk Cows (Jan. 1, 2022)		1,200	5	
		Hogs and Pigs (Dec. 1, 2021)		*	*	
		Layers (Dec. 1, 2021)		475,000	10	
		Turkeys Raised (2021)		*	*	
		Cash Receipts - 2021		Dollars	Rank	
		Livestock, Dairy, and Poultry		331,237,231	6	
Crops		15,903,332	68			
Government Payments		1,701,537	58			
Total		348,842,100	8			

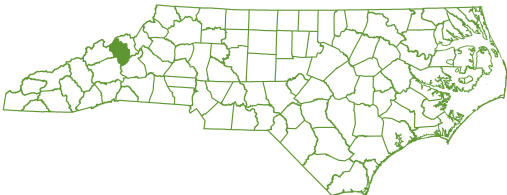
WILSON COUNTY

Census of Agriculture - 2017		Crops - 2021	Acres Harvested	Yield	Production	Rank
Total Acres in County	235,633	Corn for Grain: Bu.	10,600	128	1,359,000	36
Number of Farms	276	Cotton: Lbs.: Production in 480 Lb. Bales	4,080	1,036	8,810	24
Total Land in Farms: Acres	122,946	Peanuts: Lbs.	*	*	*	*
Average Farm Size: Acres	445	Soybeans: Bu.	33,900	42	1,424,000	16
Harvested Cropland: Acres	95,746	Sweet Potatoes: Cwt.	11,300	220	2,486,000	2
Average Age of Farmers	57.1	Wheat: Bu.	6,750	50	338,000	19
Average Value of Farm & Buildings	\$465,231,000					
Average Market Value of Machinery & Equipment	\$84,013,000					
Average Total Farm Production Expense	\$641,070					
		Livestock		Number	Rank	
		Broilers Produced (2021)		*	*	
		Cattle, All (Jan. 1, 2022)		1,800	69	
		Beef Cows (Jan. 1, 2022)		900	72	
		Milk Cows (Jan. 1, 2022)		*	*	
		Hogs and Pigs (Dec. 1, 2021)		*	*	
		Layers (Dec. 1, 2021)		*	*	
		Turkeys Raised (2021)		*	*	
		Cash Receipts - 2021		Dollars	Rank	
		Livestock, Dairy, and Poultry		28,205,240	52	
Crops		144,621,464	3			
Government Payments		11,492,558	8			
Total		184,319,262	23			

YADKIN COUNTY

Census of Agriculture - 2017		Crops - 2021	Acres Harvested	Yield	Production	Rank
Total Acres in County	214,289	Corn for Grain: Bu.	13,800	166	2,296,000	21
Number of Farms	818	Cotton: Lbs.: Production in 480 Lb. Bales	*	*	*	*
Total Land in Farms: Acres	87,522	Peanuts: Lbs.	*	*	*	*
Average Farm Size: Acres	107	Soybeans: Bu.	19,100	45	854,000	31
Harvested Cropland: Acres	44,370	Sweet Potatoes: Cwt.	*	*	*	*
Average Age of Farmers	56.9	Wheat: Bu.	*	*	*	*
Average Value of Farm & Buildings	\$478,859,000					
Average Market Value of Machinery & Equipment	\$61,299,000					
Average Total Farm Production Expense	\$117,534					
		Livestock		Number	Rank	
		Broilers Produced (2021)		8,100,000	34	
		Cattle, All (Jan. 1, 2022)		17,000	14	
		Beef Cows (Jan. 1, 2022)		*	*	
		Milk Cows (Jan. 1, 2022)		*	*	
		Hogs and Pigs (Dec. 1, 2021)		*	*	
		Layers (Dec. 1, 2021)		1,900,000	2	
		Turkeys Raised (2021)		*	*	
		Cash Receipts - 2021		Dollars	Rank	
		Livestock, Dairy, and Poultry		108,370,868	26	
Crops		38,519,867	39			
Government Payments		3,179,161	41			
Total		150,069,896	32			

YANCEY COUNTY

Census of Agriculture - 2017		Crops - 2021	Acres Harvested	Yield	Production	Rank
Total Acres in County	199,974	Corn for Grain: Bu.	*	*	*	*
Number of Farms	369	Cotton: Lbs.: Production in 480 Lb. Bales	*	*	*	*
Total Land in Farms: Acres	30,824	Peanuts: Lbs.	*	*	*	*
Average Farm Size: Acres	84	Soybeans: Bu.	*	*	*	*
Harvested Cropland: Acres	5,354	Sweet Potatoes: Cwt.	*	*	*	*
Average Age of Farmers	57.2	Wheat: Bu.	*	*	*	*
Average Value of Farm & Buildings	\$167,861,000					
Average Market Value of Machinery & Equipment	\$15,030,000					
Average Total Farm Production Expense	\$16,241					
		Livestock		Number	Rank	
		Broilers Produced (2021)		2,800	65	
		Cattle, All (Jan. 1, 2022)		4,400	50	
		Beef Cows (Jan. 1, 2022)		2,600	49	
		Milk Cows (Jan. 1, 2022)		*	*	
		Hogs and Pigs (Dec. 1, 2021)		*	*	
		Layers (Dec. 1, 2021)		*	*	
		Turkeys Raised (2021)		*	*	
		Cash Receipts - 2021		Dollars	Rank	
		Livestock, Dairy, and Poultry		1,871,257	86	
Crops		4,743,245	92			
Government Payments		434,443	90			
Total		7,048,945	94			