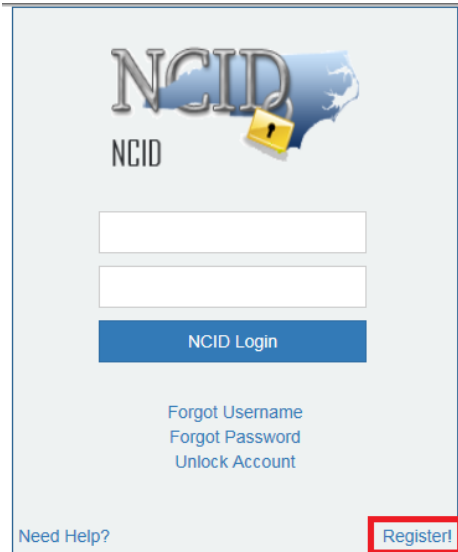


# Steps for Creating a NCID for US Companies

**Step 1.** Go to the NCID website: <https://ncid.nc.gov>

**Step 2.** Click "Register".



[Privacy and Other Policies](#)

[Contact Us](#)



WARNING: This is a government computer system, which may be accessed and used only for authorized business by authorized personnel. Unauthorized access or use of this computer system may subject violators to criminal, civil and/or administrative action.



**Step 3.** Select "Business" Account.



North Carolina Identity Management



## New User Registration

Please indicate your user type from one of the following categories:

- |                           |   |
|---------------------------|---|
| Individual                | Request access to the State of North Carolina services as an individual or citizen.                 |
| <b>Business</b>           | Request access to the State of North Carolina services on the behalf of a business.                 |
| State Employee            | Currently employed or assigned to work for an agency within the State of North Carolina government. |
| Local Government Employee | Currently employed or assigned to work for a North Carolina county or municipality.                 |

This system is the property of the State of North Carolina and is for authorized use only. Unauthorized access is a violation of federal and state law. All software, data transactions, and electronic communications are subject to monitoring.

North Carolina  
[www.nc.gov](http://www.nc.gov)

[Privacy and Other Policies](#)

[Contact Us](#)

**Step 4.** Input all requested information, including NCID username, name, email, phone number, address and password. Check “I’m not a robot” and click “Continue” when finished.

### New User Registration

Self Service Password Reset

To create your account, NCID will email you a code. You will need this code once you complete the form below and click the “Continue” button.

**Requested UserID\***

**Prefix (Optional)**

**First Name\***

**Middle Initial (Optional)**

**Last Name\***

**Suffix (Optional)**

**Email Address\***

**Confirm Email Address\***

**Telephone Number\***

**Telephone Extension (Optional)**

**Mobile Number (Optional)**

**Street - Line 1\***

**Street - Line 2 (Optional)**


**City\***

**State\***

**Zip\***

**New Password\***

- Password is case sensitive.
- Must be at least 8 characters long.
- Must not include part of your name or user name.
- Must not include a common word or commonly used sequence of characters.
- Can be changed no more often than once every 3 days.
- Must have at least 4 types of the following characters:
  - Uppercase (A-Z)
  - Lowercase (a-z)
  - Number (0-9)
  - Symbol (!, #, \$, etc.)
  - Other language characters not listed above
- New password may not have been used previously.

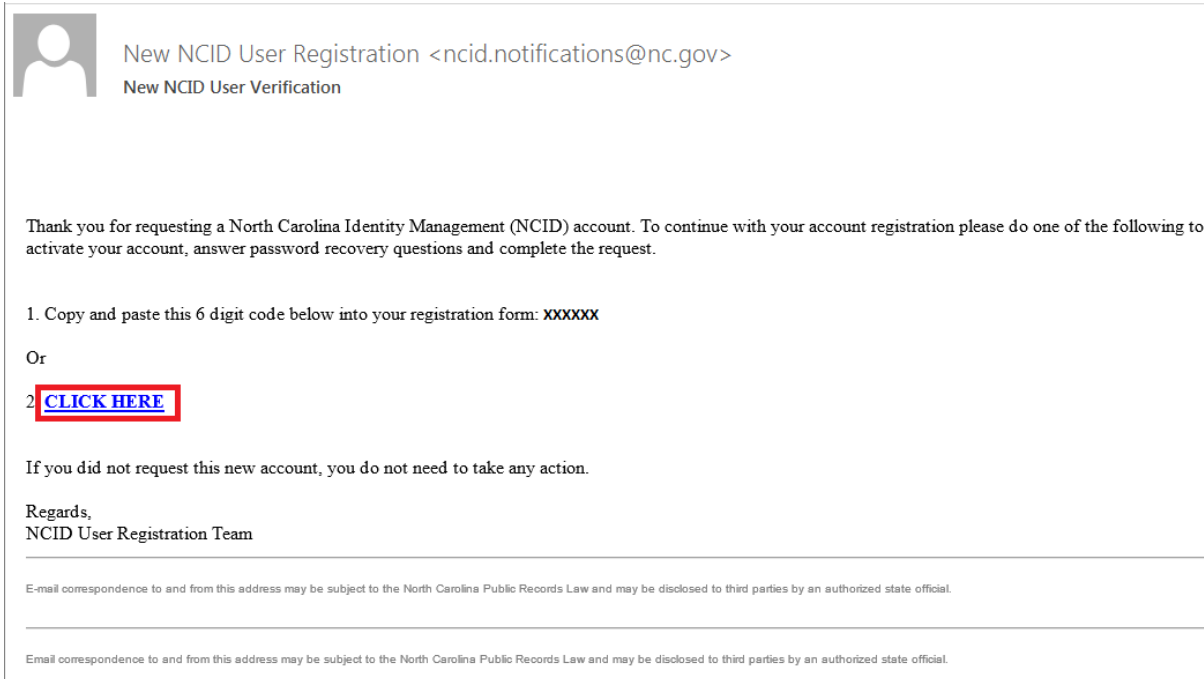
I'm not a robot  reCAPTCHA  
Privacy - Terms

**Step 5.** Watch for an email with the subject “New NCID User Registration” from [ncid.notifications@nc.gov](mailto:ncid.notifications@nc.gov).

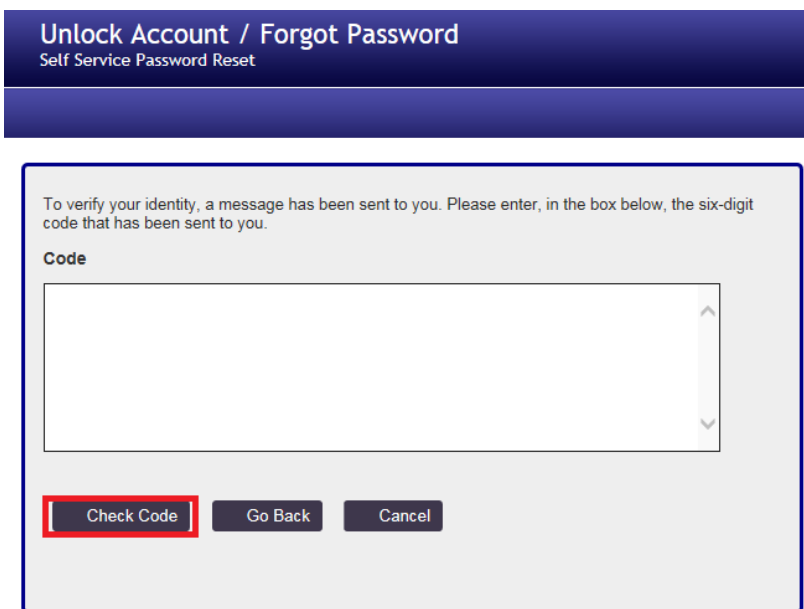
*Note: This email may be directed to a junk folder or clutter inbox.*

**Step 6.** This email will contain two options to confirm your email account:

1. Enter the 6 digit code in the prompt on your web browser, OR
2. Click on the link provided in the email



**Step 7.** If you are going to use the code provided in the email to verify your email account, enter the 6 digit code into the “Code” box and click “Check Code”.




**Step 8.** After your NCID account is created, a confirmation screen will appear stating the NCID account has been successfully created. Click “Continue” to proceed to the next step.

**Success**  
Self Service Password Reset

Your new NCID account has been created. Please click on the continue button to complete the security questions and answers to activate your account. You will be redirected to the NCID login page (<https://ncidp.nc.gov/IDM>).

1. You will need to login with your new NCID account name and password
2. Select 5 different security questions and answers
3. Click on the “Save Answers” button to save your security questions and answers
4. You will be able to review the questions selected. You can change them or select “No Change”
5. At this point your account is active and you are logged out of NCID.

**Step 9.** You will receive another email with the subject “Welcome” from [ncid.notifications@nc.gov](mailto:ncid.notifications@nc.gov). The email covers the next steps in activating your NCID account, which is covered in the next steps.

 New User Registration <[ncid.notifications@nc.gov](mailto:ncid.notifications@nc.gov)>  
Welcome

Thank you for registering your account,

To complete the registration process and use your NCID account you will need to select and answer security questions. Please login with your new account name and password at <https://ncidp.nc.gov/IDM>

1. You will need to login with your new account name and password at <https://ncidp.nc.gov/IDM>
2. Select 5 different security questions and answers
3. Click on the “Save Answers” button to save your security questions and answers
4. You will be able to review your selected questions and updated them if needed. Select “No Change” to continue.
5. You will be logged out of NCID

At this point your account will be activated.

---

E-mail correspondence to and from this address may be subject to the North Carolina Public Records Law and may be disclosed to third parties by an authorized state official.

---

E-mail correspondence to and from this address may be subject to the North Carolina Public Records Law and may be disclosed to third parties by an authorized state official.

**Step 10.** Set up security questions for the NCID account, in case the password is lost or forgotten, and needs to be reset. Click on “Save Answers” once all of the security questions have been answered.

*Note: None of the security question answers can be the same.*

*Note: If there are any issues with your security question answers, the specific issue will be displayed above the first question.*

## Setup Security Questions

Self Service Password Reset

If you forget your password or lock your account, you can access your account by answering your security questions.

Please choose your questions and answers that can be used to verify your identity in case you forget your password or lock your account. Because the answers to these questions can be used to access your account, be sure to supply answers that are not easy for others to guess or discover.

Your answers meet the requirements. Click Save Answers when ready.

In which city was your mother born?

.....

What was the name of your first pet?

.....

Which city were you born in?

..

What is the name of the high school you graduated from?


.....

What was your childhood nickname?

....

**Save Answers**

**Step 11.** A confirmation screen will appear stating that your security questions have been successfully saved. Click “Continue” to proceed to the next step.



Thank you. Your security questions and answers have been successfully saved. If you ever forget your password or lock your account, you can reset your password or unlock your account by answering your security questions.

[Continue](#)

**Step 12.** This activates the NCID account and logs you out of your NCID account. Please close your browser, and proceed to the next step to register your NCID account.

The screen features the NCID logo at the top, which includes the letters "NCID" in a stylized font with a map of North Carolina behind them and a yellow padlock icon. Below the logo, the text "NCID Logout" is centered. A message box contains the text: "You have successfully logged out of NCID. Please close your browser to prevent any possible unauthorized access to your account." At the bottom of the screen, there are two links: "Privacy and Other Policies" and "Contact Us".

[Privacy and Other Policies](#)

[Contact Us](#)

WARNING: This is a government computer system, which may be accessed and used only for authorized business by authorized personnel. Unauthorized access or use of this computer system may subject violators to criminal, civil and/or administrative action.



**Step 13.** Click the “Register your NCID” button at

<https://connect.ncdot.gov/resources/Products/Pages/Redirect-to-Register.aspx>

Email the customer service team at the NCDOT Product Evaluation Program

([productevaluation@ncdot.gov](mailto:productevaluation@ncdot.gov)): “I am requesting access to NCDOT Product Evaluation website. My NCID username is \_\_\_\_\_.”

Connect NCDOT  
BUSINESS PARTNER RESOURCES

Home Help Team Sites Site Map

Doing Business Bidding & Letting Projects **Resources** Local Governments

Asset Management Environmental Geotechnical GIS Hydraulics Materials & Tests Photogrammetry **Products** Specifications Structures

### Product Evaluation Submittal Registration

Connect NCDOT > Resources > Products > Product Evaluation Submittal Registration

#### Registration Information

If this is the first time you are accessing NCDOT Product Evaluation team site, and you do not have an NCID; you are required to register to create an NCID account. Please refer to the instructions below. You will also be required to get permission to access the site once you have created your NCID account. What is an NCID? Find out, refer to the frequently asked questions located under NCID Help.

The Registration process has two steps:

1. If you already have an NCID, skip to step 2.

If you don't have an NCID, you'll need to sign up for one to submit products. NCID accounts are used to provide secure access to non-public parts of the NCDOT website. Click this button to get started. When complete, return to this page.

[Get an NCID](#)

2. Register your NCID for access to NCDOT Product Evaluation team site. Please provide your Name, Phone number, E-mail address and NCID in the body of the e-mail, please state that you are requesting access to NCDOT Product Evaluation team site.

[Register your NCID](#) ← **Step 13**

#### Submit Products for Evaluation

In the future, you'll be able to use our online form to submit your product for evaluation.

#### NCID Help

[NCID FAQs](#)

[NCID Contact Us and Customer Support](#)

**Step 14.** The customer service team within the Product Evaluation Program will email you when you are granted access to the Product Evaluation website.

---

If you were unable to complete any of the above steps, or need further assistance with creating a NCID account, contact the Product Evaluation Team at [productevaluation@ncdot.gov](mailto:productevaluation@ncdot.gov) with the NCID username.