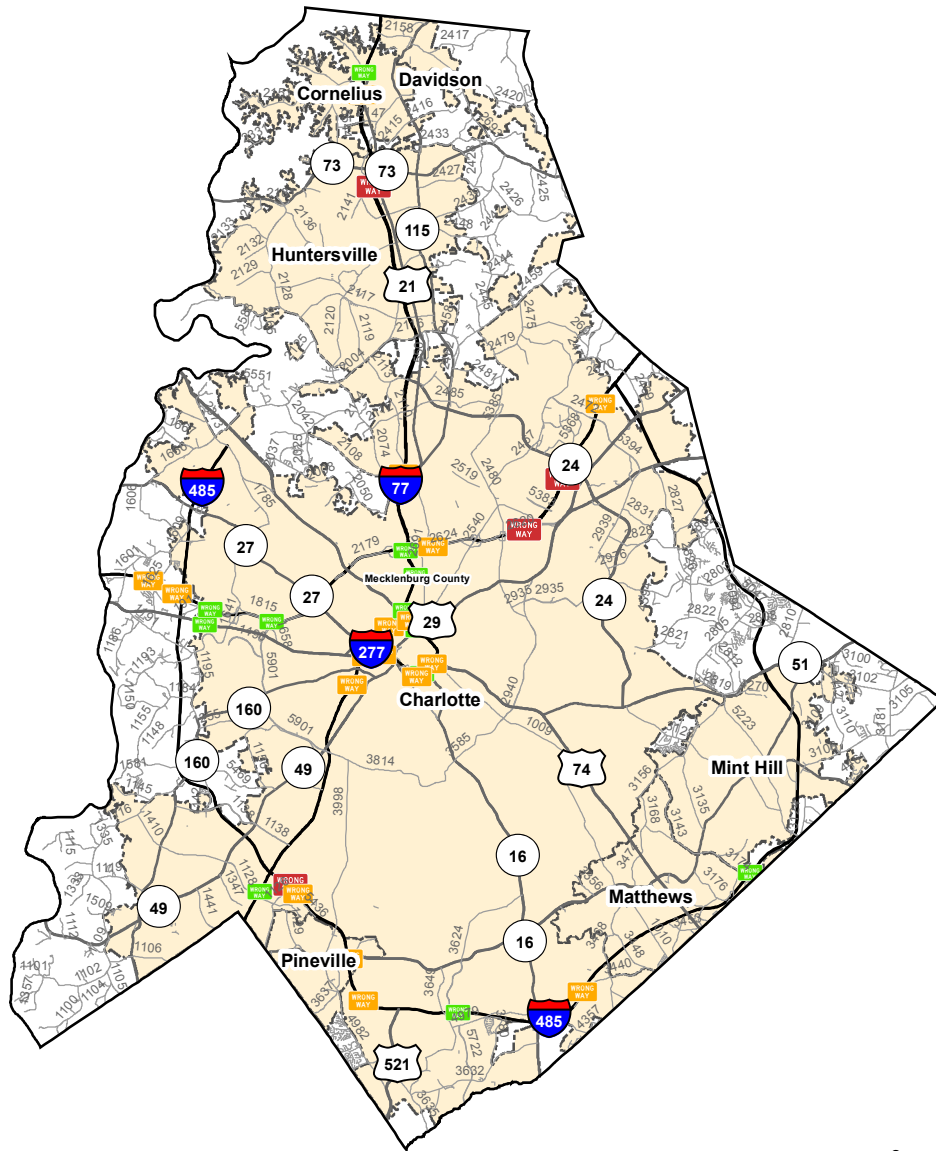



Wrong Way Driver Crash Locations in Mecklenburg County 1/1/2000 to 12/31/2012




Wrong Way Driver Crashes

Severity

- Wrong Way Fatal Crashes
- Wrong Way Injury Crashes
- Wrong Way Property Damage Only Crashes

Note: Only includes Wrong Way Driver Crashes that occurred on two-way median divided facilities with full control access.



Fatal Crashes	Injury Crashes	Property Damage Only Crashes	Total Crashes	Total Crashes Plotted	% of Crashes Plotted
5	22	14	41	37	90%

Prepared By:
North Carolina Department of Transportation
Division of Highways
Transportation Mobility and Safety Division