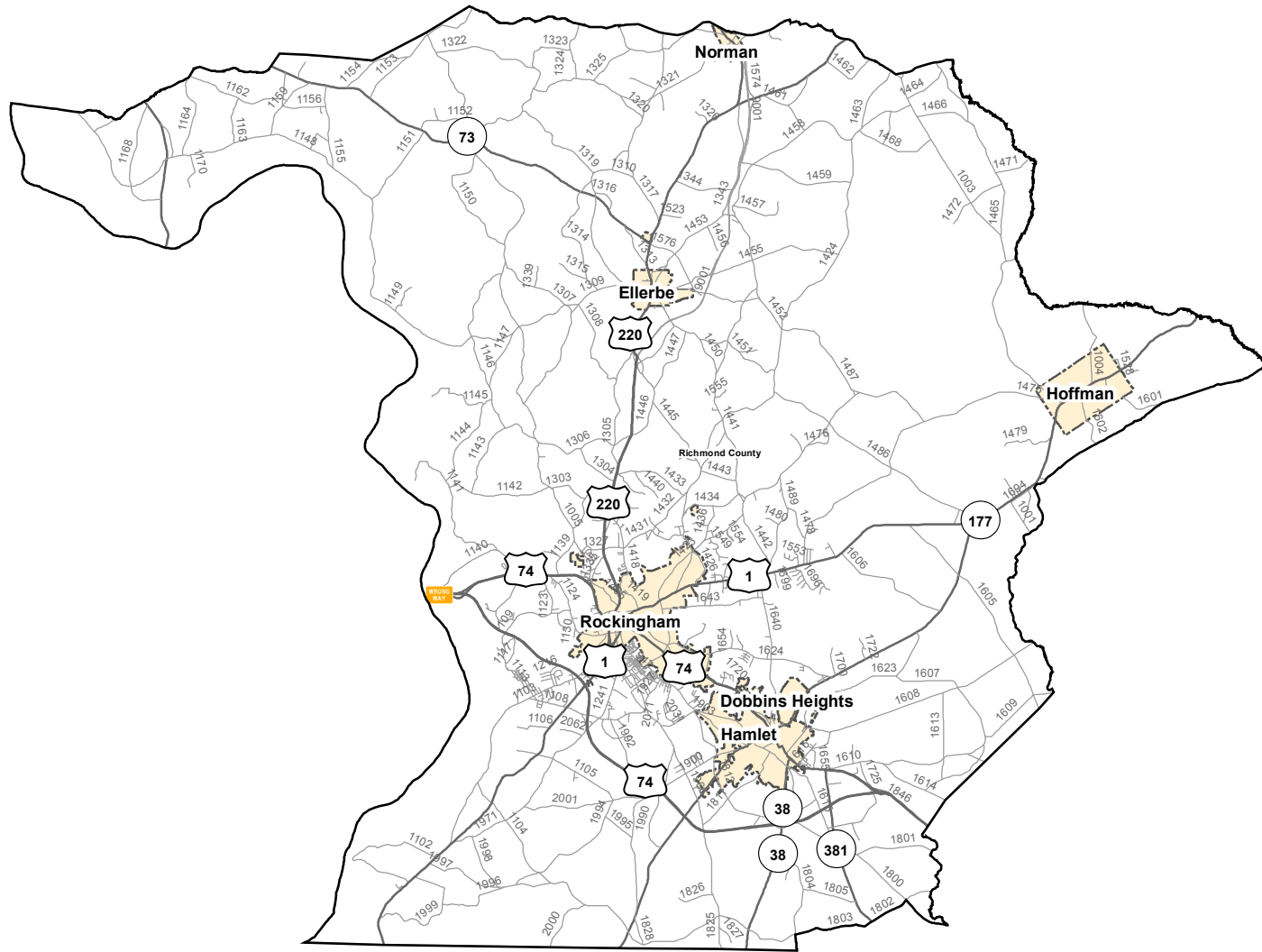



# Wrong Way Driver Crash Locations in Richmond County

## 1/1/2000 to 12/31/2012




### Wrong Way Driver Crashes

#### Severity

- Fatal Crashes
- Injury Crashes
- Property Damage Only Crashes

Note: Only includes Wrong Way Driver Crashes that occurred on two-way median divided facilities with full control access.



Fatal Crashes	Injury Crashes	Property Damage Only Crashes	Total Crashes	Total Crashes Plotted	% of Crashes Plotted
0	1	0	1	1	100%

Prepared By:  
 North Carolina Department of Transportation  
 Division of Highways  
 Transportation Mobility and Safety Division