


# Wrong Way Driver Crash Locations in Rowan County 1/1/2000 to 12/31/2012


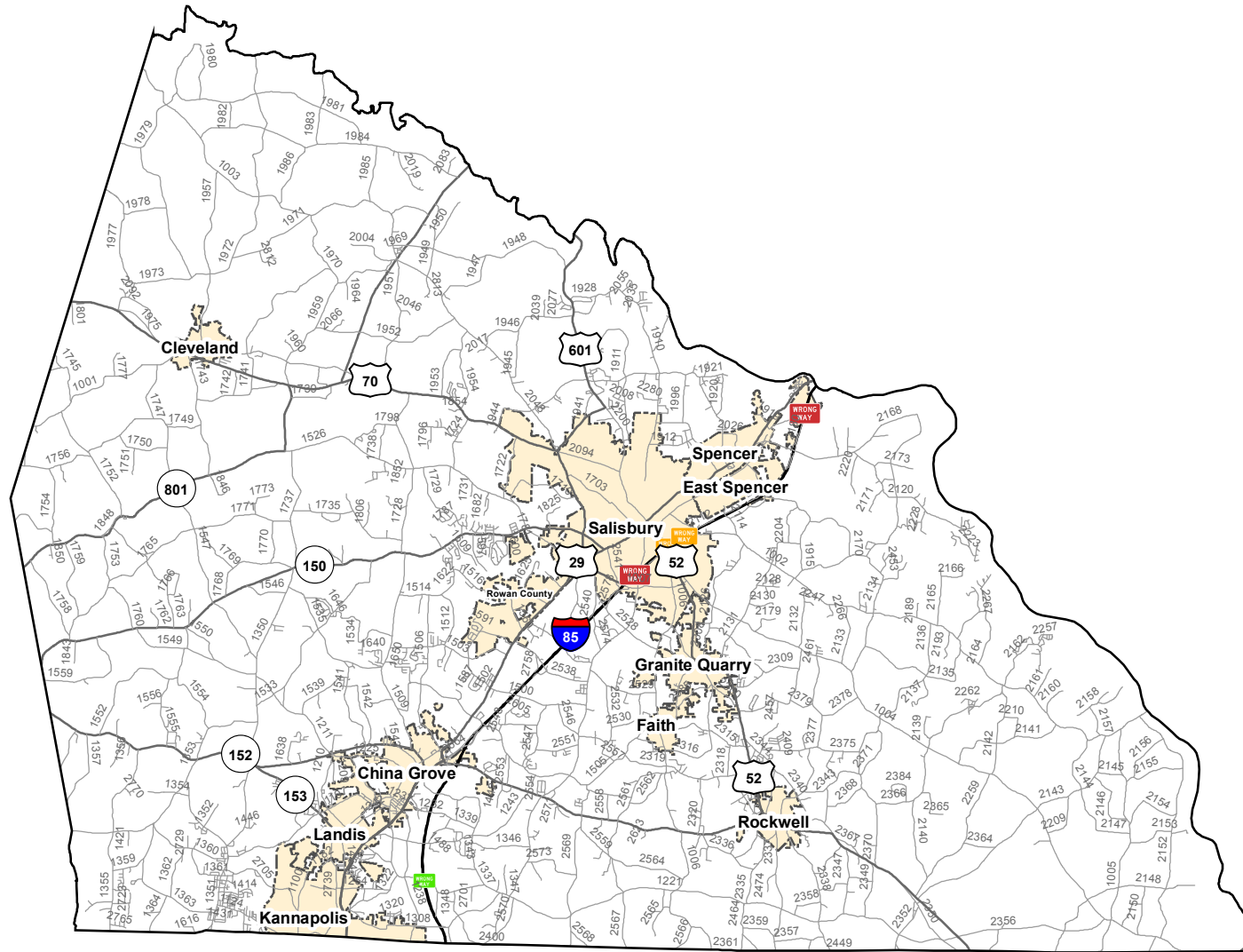


## Wrong Way Driver Crashes

### Severity

- Wrong Way Fatal Crashes
- Wrong Way Injury Crashes
- Wrong Way Property Damage Only Crashes

Note: Only includes Wrong Way Driver Crashes that occurred on two-way median divided facilities with full control access.



Fatal Crashes	Injury Crashes	Property Damage Only Crashes	Total Crashes	Total Crashes Plotted	% of Crashes Plotted
2	2	1	5	5	100%

Prepared By:  
North Carolina Department of Transportation  
Division of Highways  
Transportation Mobility and Safety Division