
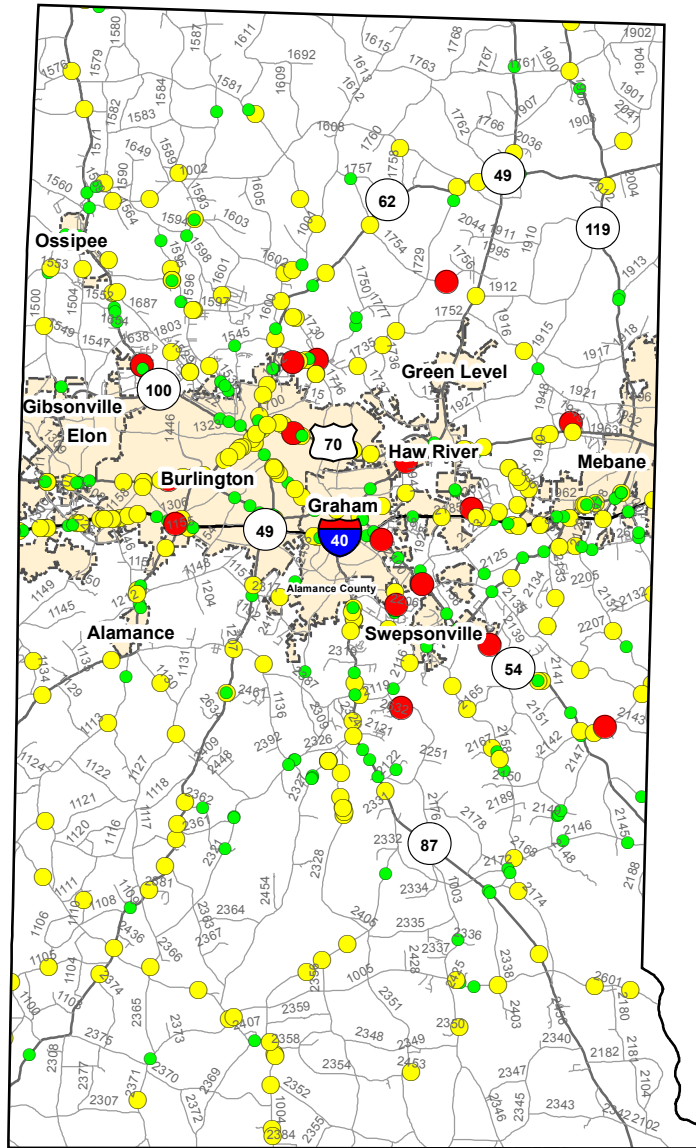



# Alcohol Crash Locations in Alamance County 1/1/2012 to 12/31/2016



## 2012-2016 Alcohol Crashes

### Crash Severity

- Fatal Crashes
- Injury Crashes
- Property Damage Only Crashes

Note: Alcohol data only counts reportable crashes that occurred on a roadway.

Fatal Crashes	Injury Crashes	Property Damage Only Crashes	Total Crashes	Total Crashes Plotted	% of Crashes Plotted
23	468	444	935	462	49%

Prepared By:  
North Carolina Department of Transportation  
Division of Highways  
Transportation Mobility and Safety Division