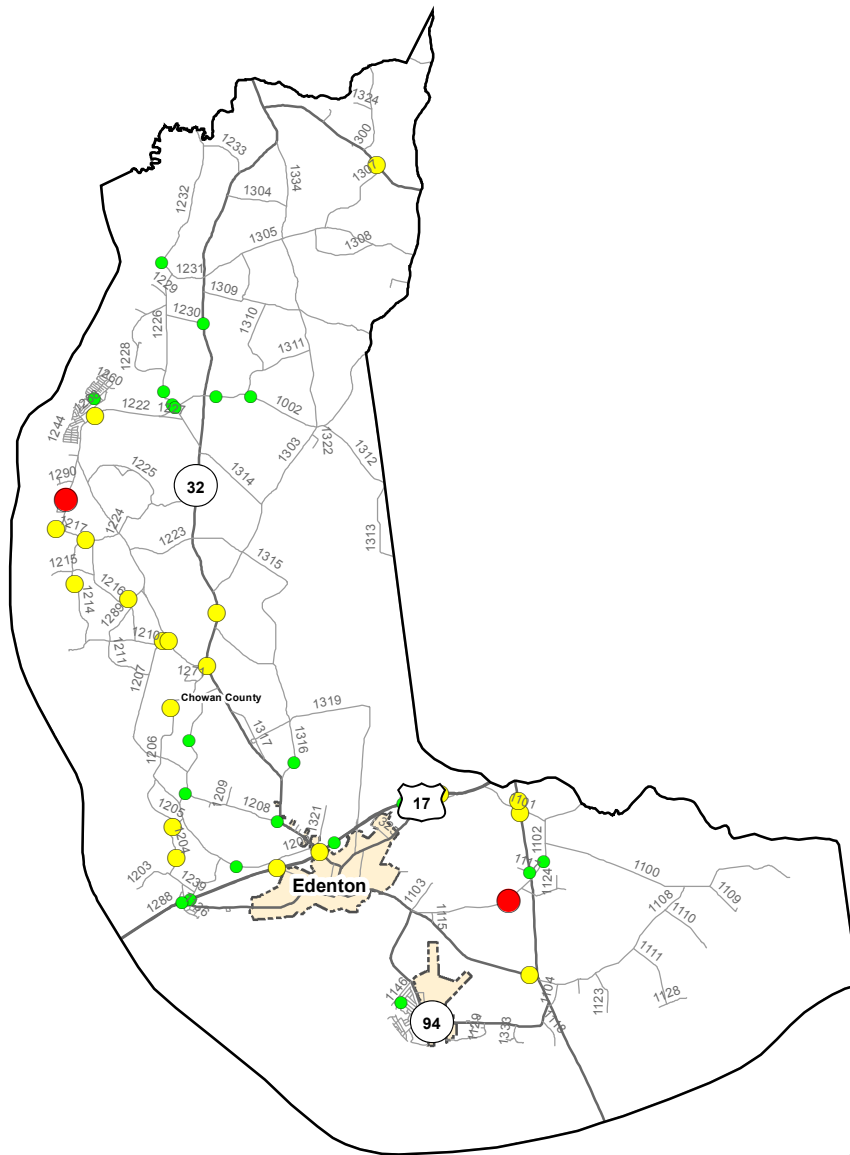



# Alcohol Crash Locations in Chowan County

## 1/1/2012 to 12/31/2016




### 2012-2016 Alcohol Crashes

#### Crash Severity

- Fatal Crashes
- Injury Crashes
- Property Damage Only Crashes

Note: Alcohol data only counts reportable crashes that occurred on a roadway.



Fatal Crashes	Injury Crashes	Property Damage Only Crashes	Total Crashes	Total Crashes Plotted	% of Crashes Plotted
2	31	31	64	46	72%

Prepared By:  
 North Carolina Department of Transportation  
 Division of Highways  
 Transportation Mobility and Safety Division