


Older Adult (Ages 65 and Over) Crash Locations in Chowan County 1/1/2012 to 12/31/2016


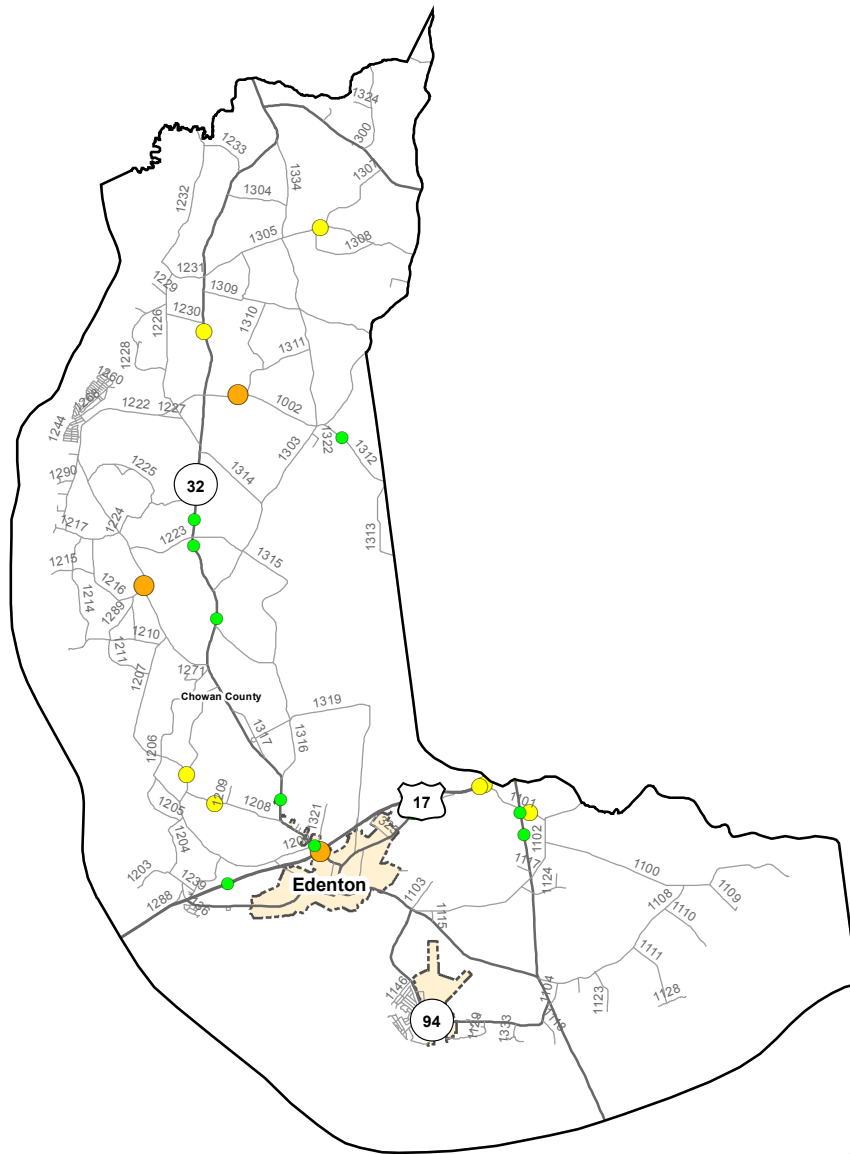


2012-2016 Older Adult Crashes

Severity

- Fatal Crashes
- A Injury Crashes
- B Injury Crashes
- C Injury Crashes

Note: Older Adult data only counts drivers and passengers in motor vehicles and does not include other person types such as bicyclist and pedestrians.



Fatal Crashes	A Injury Crashes	B Injury Crashes	C Injury Crashes	Total Fatal + Injury Crashes	Total Crashes Plotted	% Plotted Crashes
0	3	10	23	36	21	58%

Prepared By:
North Carolina Department of Transportation
Division of Highways
Transportation Mobility and Safety Division