


Teen (Ages 15-19) Crash Locations in Clay County

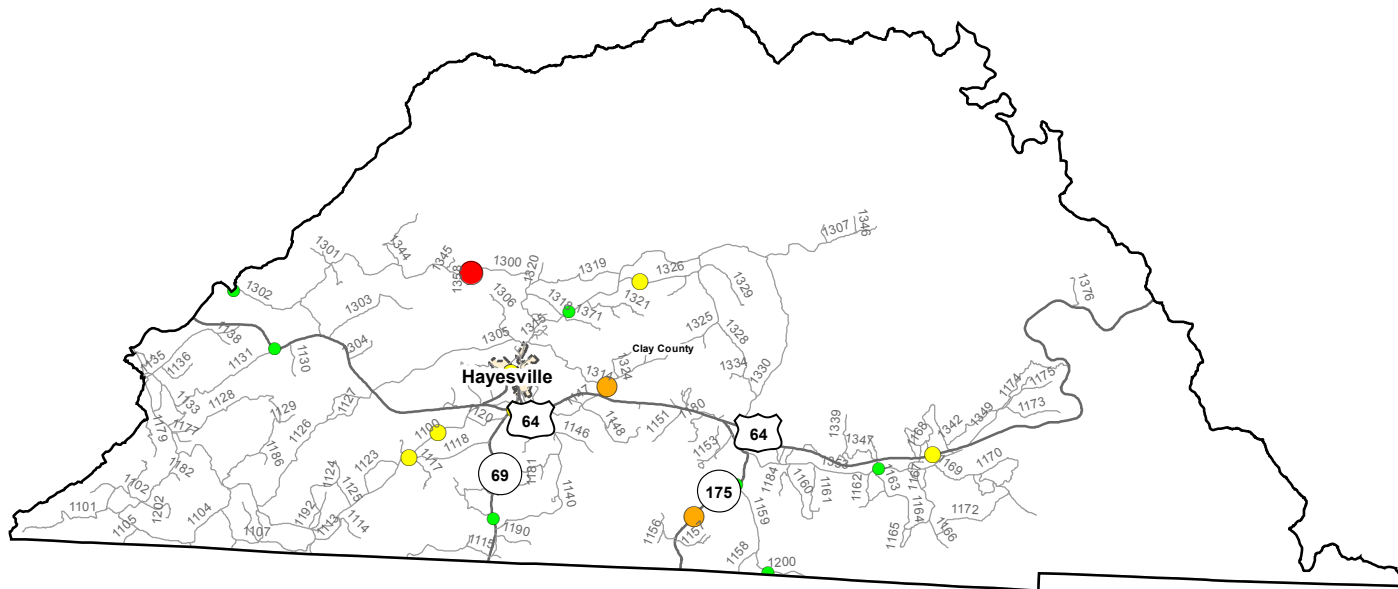
1/1/2012 to 12/31/2016




2012-2016 Teen Crashes

Severity

- Fatal Crashes
- A Injury Crashes
- B Injury Crashes
- C Injury Crashes



Note: Teen data only counts drivers and passengers in motor vehicles and does not include other person types such as bicyclist and pedestrians.



Fatal Crashes	A Injury Crashes	B Injury Crashes	C Injury Crashes	Total Fatal + Injury Crashes	Total Crashes Plotted	% Plotted Crashes
1	3	10	10	24	17	71%

Prepared By:
 North Carolina Department of Transportation
 Division of Highways
 Transportation Mobility and Safety Division