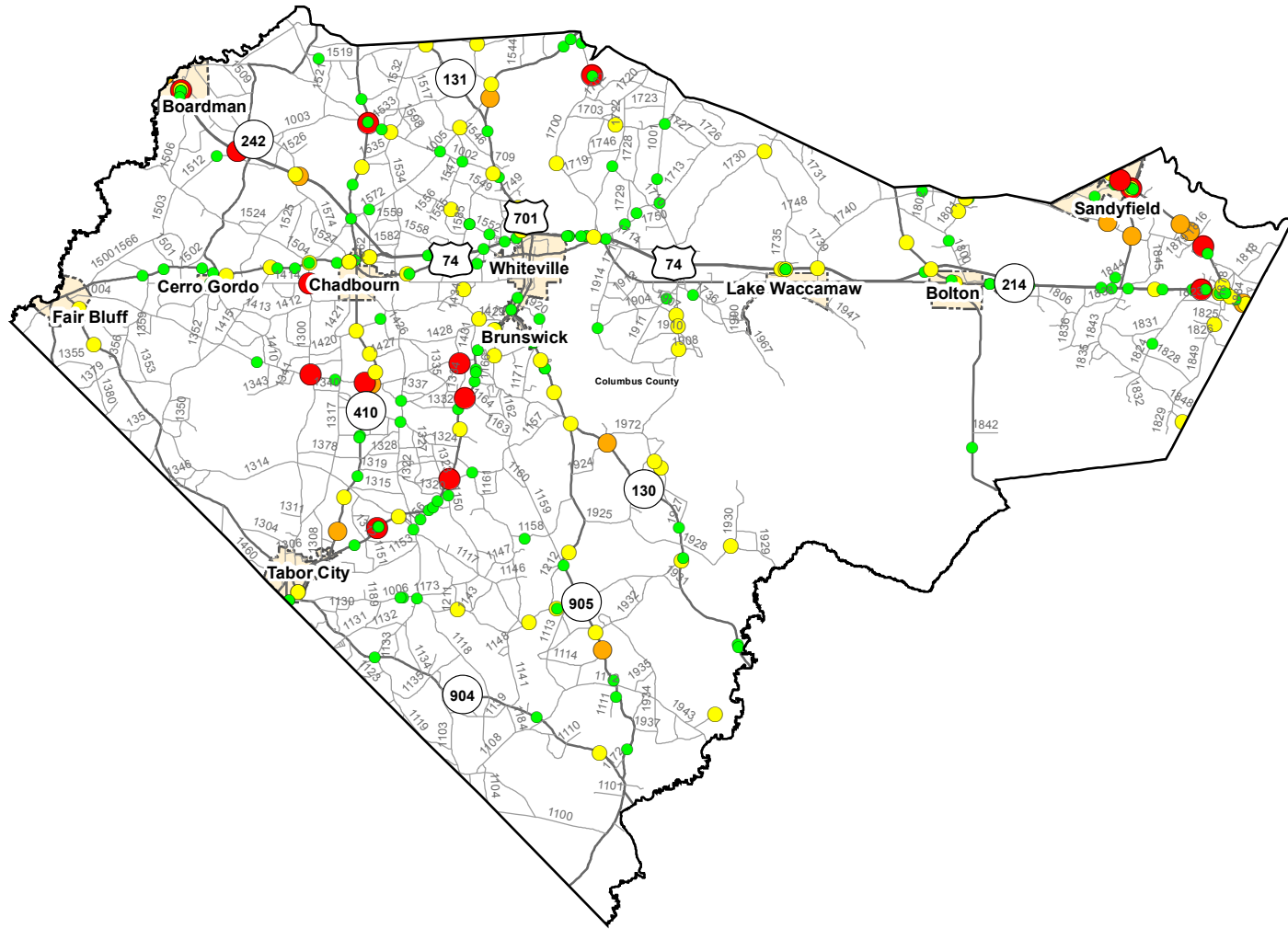



# Older Adult (Ages 65 and Over) Crash Locations in Columbus County

## 1/1/2012 to 12/31/2016




### 2012-2016 Older Adult Crashes

#### Severity

- Fatal Crashes
- A Injury Crashes
- B Injury Crashes
- C Injury Crashes

Note: Older Adult data only counts drivers and passengers in motor vehicles and does not include other person types such as bicyclist and pedestrians.



Fatal Crashes	A Injury Crashes	B Injury Crashes	C Injury Crashes	Total Fatal + Injury Crashes	Total Crashes Plotted	% Plotted Crashes
19	13	124	287	443	269	61%

Prepared By:  
 North Carolina Department of Transportation  
 Division of Highways  
 Transportation Mobility and Safety Division