











<u>Sign No.</u>	<u>Description</u>	<u>Graphic</u>	<u>Sign No.</u>	<u>Description</u>	<u>Graphic</u>
R1-1	"STOP" Sign		R3-5a	Through Arrow "ONLY" Sign	
R1-2	"YIELD" Sign		R3-5L R3-5R	Left Arrow "ONLY" Sign Right Arrow "ONLY" Sign	
R3-1 R3-2	No Right Turn Sign No Left Turn Sign		R3-6L R3-6R	Combined Through and Left Arrow Sign Combined Through and Right Arrow Sign	
R3-3	"NO TURNS" Sign		R3-18	No U-Turn/No Left Turn Sign	
R3-4	No U Turn Sign		R8-8	"DO NOT STOP ON TRACKS" Sign	

### Commonly Used Signs






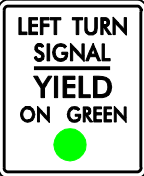






SIGNALS & GEOMETRICS SECTION  
 TRAFFIC ENGINEERING AND SAFETY SYSTEMS BRANCH  
 NORTH CAROLINA DEPARTMENT OF TRANSPORTATION

7-04

STD. NO.

8.0

SHEET 1 OF 2

<u>Sign No.</u>	<u>Description</u>	<u>Graphic</u>	<u>Sign No.</u>	<u>Description</u>	<u>Graphic</u>
R10-6	"STOP HERE ON RED" Sign		R10-15	"TURNING TRAFFIC MUST YIELD TO PEDESTRIANS" Sign	
R10-7	"DO NOT BLOCK INTERSECTION" Sign		R10-16	"U-TURN YIELD TO RIGHT TURN" Sign <i>For usage, see MUTCD Sect. 2B.45, Page 2B-43</i>	
R10-10L R10-10R	"LEFT TURN SIGNAL" Sign "RIGHT TURN SIGNAL" Sign		R10-21	"LEFT TURN SIGNAL YIELD ON GREEN" ● Sign	
R10-11 R10-11a	"NO TURN ON RED" ● Sign "NO TURN ON RED" Sign			Dual Turn Arrows Sign	
R10-12	"LEFT TURN YIELD ON GREEN" ● Sign			Dual Turn and Through Arrows Sign	
R10-13	"EMERGENCY SIGNAL" Sign		W25-2	"ONCOMING TRAFFIC MAY HAVE EXTENDED GREEN" Sign <i>For usage, see MUTCD Sect. 2C.39, Page 2C-20</i>	

### Commonly Used Signs

SIGNALS & GEOMETRICS SECTION  
TRAFFIC ENGINEERING AND SAFETY SYSTEMS BRANCH  
NORTH CAROLINA DEPARTMENT OF TRANSPORTATION

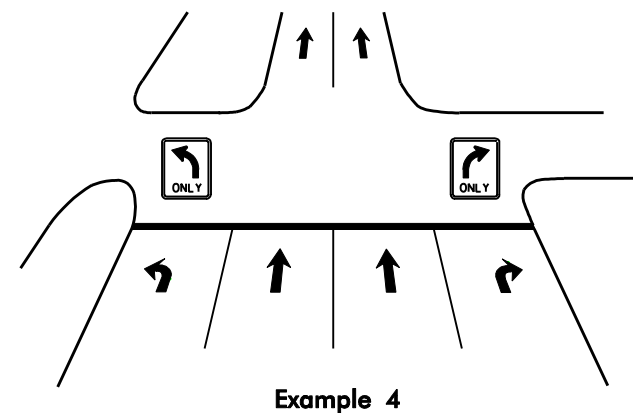
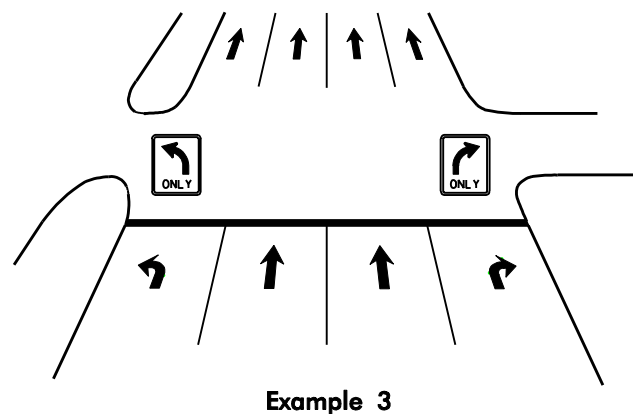
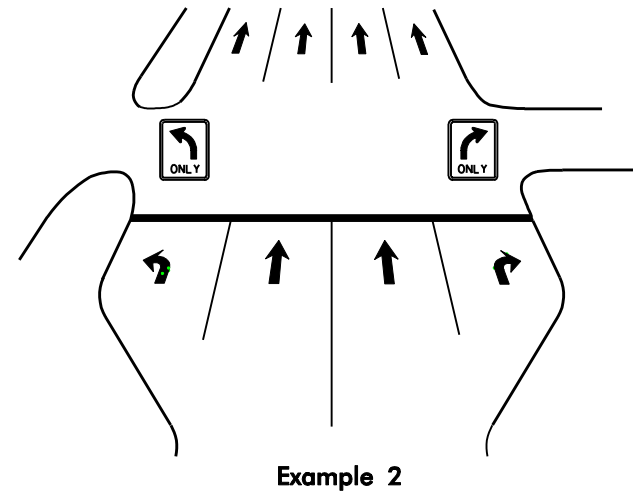
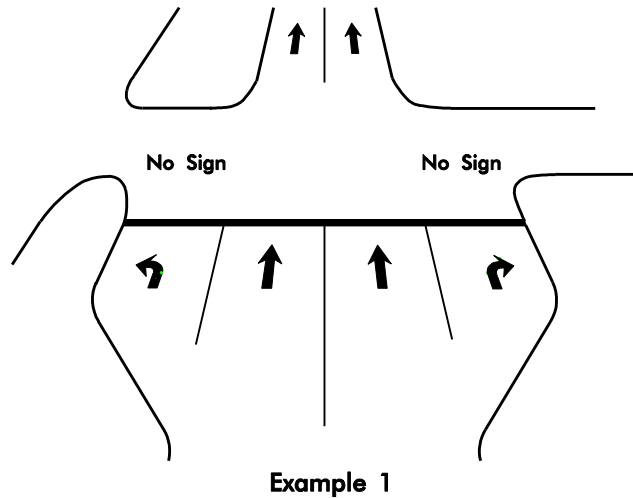
7-04

STD. NO.

8.0

SHEET 2 OF 2

- 1) In general, lane-use control signs are not required when a vehicle must shift into a turning bay to make a turning movement (Example 1).
- 2) In general, lane-use control signs should be used when:
  - A) Lane geometrics allow a through movement, but a mandatory turn is required (Examples 2 and 3).
  - B) A lane without a turn bay ends abruptly (Example 4).



## Application of Lane-Use Control Signs

SIGNALS & GEOMETRICS SECTION  
 TRAFFIC ENGINEERING AND SAFETY SYSTEMS BRANCH  
 NORTH CAROLINA DEPARTMENT OF TRANSPORTATION

**7-04**

STD. NO.

**8.1**

SHEET 1 OF 1