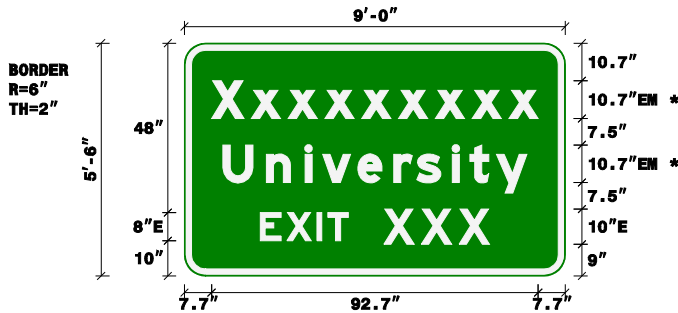


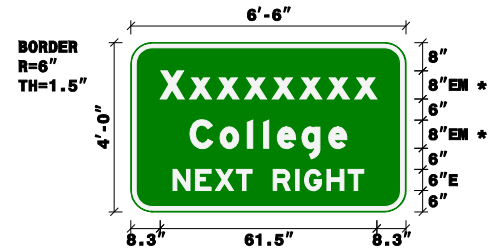
NCDOT Standard for Supplemental Guide Signs Typical Designs for Colleges and Universities

FREEWAY



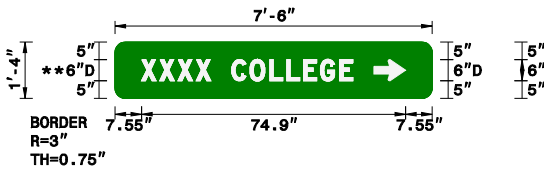
* LETTER SIZE MAY BE INCREASED TO 13.33" EMOD IF APPROVED BY THE DEPARTMENT BASED ON SIGN LOCATION AND NEED (ENGINEERING JUDGMENT)

EXPRESSWAY



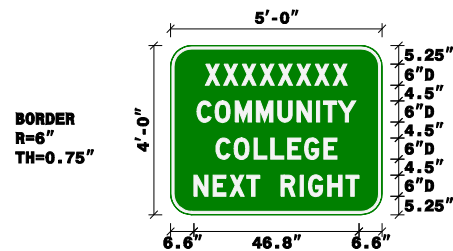
* LETTER SIZE MAY BE INCREASED TO 10.67" EMOD OR DECREASED TO 6" D IF APPROVED BY THE DEPARTMENT BASED ON FACILITY LOCATION AND NEED (ENGINEERING JUDGMENT)

RAMP



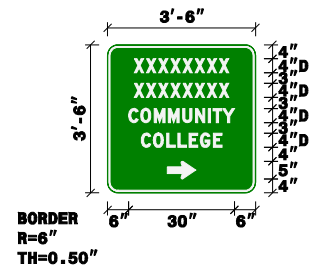
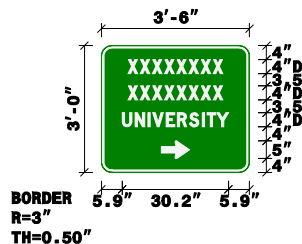
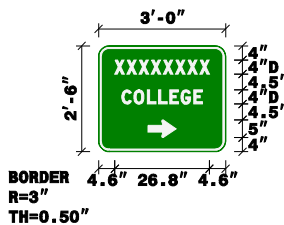
** LETTER HEIGHT MAY BE REDUCED AND CONFIGURED AS SHOWN FOR TRAILBLAZERS

CONVENTIONAL MULTI-LANE NON-FREEWAY / NON-EXPRESSWAY



* LETTER SIZE MAY BE DECREASED TO 5" D IF APPROVED BY THE DEPARTMENT BASED ON SIGN LOCATION AND NEED (ENGINEERING JUDGMENT)

TRAILBLAZER / CONVENTIONAL 2-LANE



NOTE: PLEASE REQUEST TESSB SIGNING SECTION TO DESIGN SIGNS VIA www.ncdot.org/doh/preconstruct/traffic/congestion/sign/specsign/