

HUMAN TRAFFICKING AWARENESS



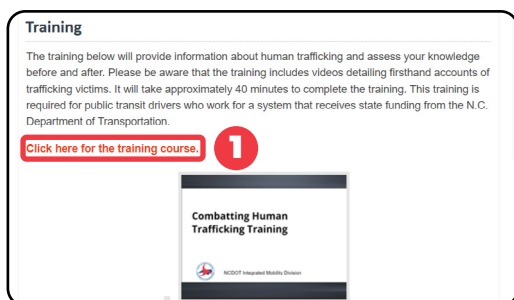
COMBATTING HUMAN TRAFFICKING TRAINING QUICK REFERENCE GUIDE

This quick reference guide assists North Carolina Department of Transportation (NCDOT) Integrated Mobility Division (IMD) partners in accessing combatting human trafficking training for recognizing and responding to suspicious behavior.

For any questions, concerns, or comments on this training please contact:
Kim Angel, ext-kpangel@ncdot.gov, 828-200-4952

If you suspect human trafficking call 1-888-373-7888 or text HELP to BeFree(233733).

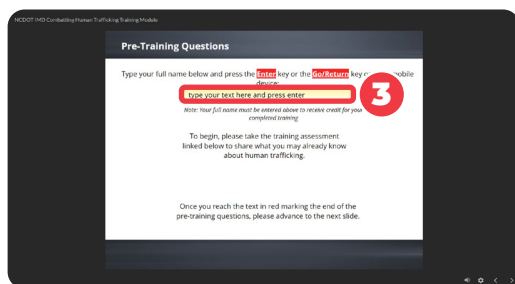
Combatting Human Trafficking Training Key Steps



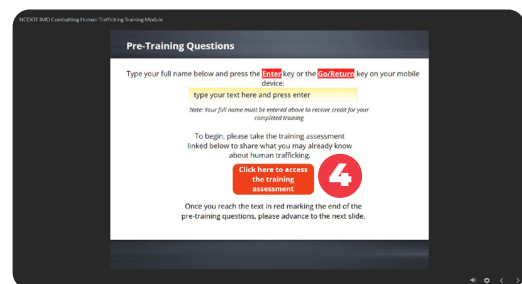
Step 1: Please click on this [link](#) to access the training, available through the NCDOT IMD Combatting Human Trafficking Webpage.



Step 2: Click the gray box to access the guide for this training or click the blue box that says “Next Slide” to continue to the next slide.



Step 3: Type your full name in the box and then press the enter key or the Go/Return key on your mobile device.



Step 4: Click the red box to access the training assessment.

Combating Human Trafficking Training Key Steps

Step 5: The assessment is organized into two parts. Please answer the pre-training questions (circled below) before continuing to the training module. When you finish answering the pre-training questions, **do not submit**. Please navigate back to the training.

5

Full Name *

Position Title *

Email Address

Select the name of the Transit Agency you work for. *

Pre-Training Questions

Answer the following questions to the best of your knowledge before continuing the training module.

1. How aware are you of human trafficking? (1 being not at all aware, and 5 being very aware) *

2. How big of an issue is human trafficking in your community? *

3. How confident are you that could recognize the red flags of human trafficking? (1 being not at all confident, and 5 being very confident) *

4. How confident are you in effectively responding to a human trafficking situation aboard your vehicle? (1 being not at all confident, and 5 being very confident) *

End of Pre-Training Questions

You have reached the end of this section. Continue with the training module and when instructed to do so, return here to move on to the next section.

Next Steps

Have you completed the pre-training questions, saved your certificate, and watched the videos within the training? *

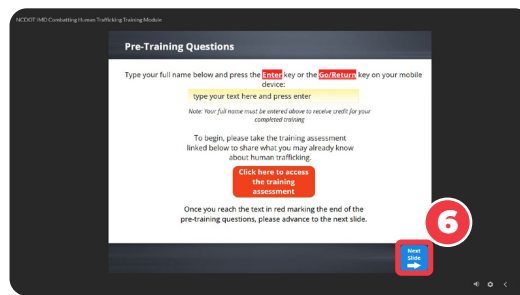
Please upload your certificate of completion below *

Drag and drop files here or [browse files](#)

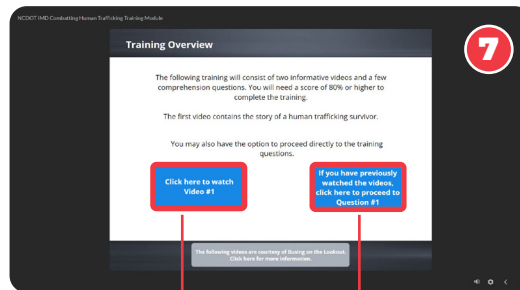
Please make sure you have completed the pre-training questions, saved and uploaded your certificate, and watched the videos within the training module before clicking on the 'Submit' button below.

Send me a copy of my responses

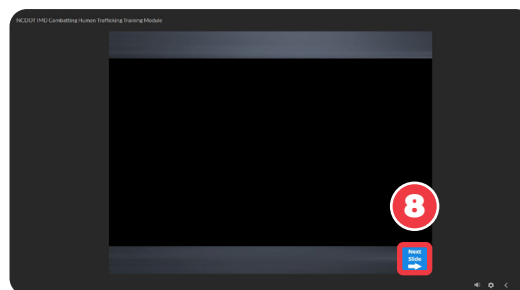
DO NOT SUBMIT!



Step 6: Click the blue button to continue to the next slide.

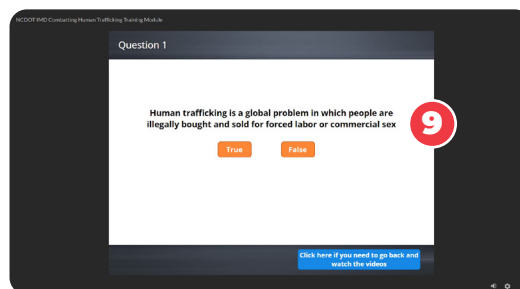


Step 7: Click the blue button to the left to watch the videos, or click the button to the right to proceed to the questions if you have already seen the videos.




If you selected the **first button**, then proceed to **step 8** to watch the training videos. If you selected the **second button**, please proceed to **step 9**.

Step 8: Click the blue button after each video ends.



Step 9: Answer questions 1-10. Click the blue box if you need to go back and watch the videos.

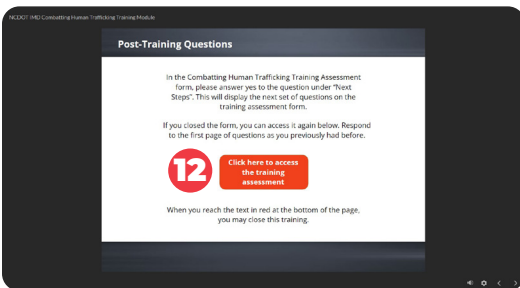


Step 10: In order to move to the next slide, click the blue button to print your certificate or click the orange button to retry the quiz. You will need to upload a copy of your certificate.

Combating Human Trafficking Training Key Steps



Step 11: Save the certificate to a location where you can easily find it later. Note your browser may ask you to print to save your certificate, in which case select PDF. After saving your certificate, navigate to the next slide.



Step 12: On the Post-Training Questions slide, either click the red button if you need to access the assessment again or open your assessment window to finish the second part of the assessment. If accessing the assessment again, please answer the pre-training questions as you previously had.

Next Steps

Have you completed the pre-training questions, saved your certificate, and watched the videos within the training? *

Yes
 No

Post-Training Questions

Please answer these to the best of your knowledge after completing the training videos and questions.

1. How aware are you of human trafficking? (1 being not at all aware, and 5 being very aware) *

1 2 3 4 5

2. How big of an issue is human trafficking in your community? *

Not an issue
 Mainly an issue in other communities, not mine
 Human trafficking might happen occasionally in my community
 Human trafficking is a very real and present threat in my community

3. How confident are you that could recognize the red flags of human trafficking? (1 being not at all confident, and 5 being very confident) *

1 2 3 4 5

4. How confident are you in effectively responding to a human trafficking situation aboard your vehicle? (1 being not at all confident, and 5 being very confident) *

1 2 3 4 5

Please upload your certificate of completion below *

Drag and drop files here or [browse files](#)

General Feedback

Please provide any feedback you may have on this training, such as how it can be made more relevant and effective.

End of Post-Training Questions

Thank you for completing all of the questions. You can submit, close this page, and return to the training module.

Please make sure you have completed the pre-training questions, saved and uploaded your certificate, and watched the videos within the training module before clicking on the 'Submit' button below.

Send me a copy of my responses

[Submit](#)

Step 13: To access the Post-Training Questions, answer “Yes” to the “Next Steps” question. To upload your certificate, either drag and drop your file or click “browse files” and navigate to where you saved it. Once the assessment is complete and submitted, you may close the training.